APPENDIX 3: Photographs of test setup

Conducted Emission



Radiated Spurious Emission



below 1 GHz



above 1 GHz



Worst Case Position

Antenna

X-axis



Y-axis

Module

X-axis

Y-axis

Z-axis



Antenna Terminal Conducted Tests



End of Report