APPENDIX A: TEST CONFIGURATIONS AND TEST DATA
A1: TEST CONFIGURATION

Right Head Cheek Position

Right Head Tilt Position

Left Head Cheek Position

Left Head Tilt Position

Body Worn Position

EUT Photo

Reference Point (Head)
GSM
Antenna
BT Antenna

Reference Point (Body)

SHIFT
SPACE
BKSP
ENT

Liquid Level Photo

Tissue HSL835MHz D=151mm



Tissue MSL835MHz D=150mm



Tissue HSL1900MHz D=155mm

Tissue MSL1900MHz D=152mm

Tissue HSL2450MHz D=155mm

Tissue MSL2450MHz D=151mm

Date/Time: 2005/10/13 12:02:22

Test Laboratory: Advance Data Technology

Right Head-Cheek-GSM850-Ch128-Mode 1

DUT: EDA-Enterprise Digital Assistant ; Type: MC7004 ; Test Frequency: 824.2 MHz

Communication System: PCS 850 ; Frequency: 824.2 MHz ; Duty Cycle: 1:8.3
Phantom: SAM 12 Medium parameters used: f = 824.2 MHz; σ = 0.92 mho/m; ε_r = 43.5; ρ = 1000 kg/m^3 ;
Liquid level: 151mm
Phantom section: Right Section ; DUT test position : Cheek ; Modulation type: GMSK
Antenna type : External Antenna ; Air temp. : 22.8 degrees ; Liquid temp. : 21.6 degrees

DASY4 Configuration:
- Probe: ET3DV6 - SN1790; ConvF(6.94, 6.94, 6.94) ; Calibrated: 2004/12/20
- Sensor-Surface: 4mm (Mechanical Surface Detection)
- Electronics: DAE3 Sn579; Calibrated: 2005/3/23
- Phantom: SAM 12; Type: SAM V4.0; Serial: TP 1202
- Measurement SW: DASY4, V4.5 Build 19; Postprocessing SW: SEMCAD, V1.8 Build 146

Touch position - Low Channel 128/Area Scan (8x13x1): Measurement grid: dx=15mm, dy=15mm
Maximum value of SAR (measured) = 0.307 mW/g

Touch position - Low Channel 128/Zoom Scan (7x7x7) (7x7x7)/Cube 0: Measurement grid: dx=5mm, dy=5mm, dz=5mm
Reference Value = 18.9 V/m
Peak SAR (extrapolated) = 0.414 W/kg
SAR(1 g) = 0.295 mW/g; SAR(10 g) = 0.214 mW/g
Maximum value of SAR (measured) = 0.315 mW/g



Date/Time: 2005/10/13 12:31:49

Test Laboratory: Advance Data Technology

Right Head-Cheek-GSM850-Ch190-Mode 1

DUT: EDA-Enterprise Digital Assistant ; Type: MC7004 ; Test Frequency: 836.6 MHz

Communication System: PCS 850 ; Frequency: 836.6 MHz ; Duty Cycle: 1:8.3
Phantom: SAM 12 Medium parameters used: f = 836.6 MHz; σ = 0.93 mho/m; ε_r = 43.3; ρ = 1000 kg/m^3 ;
Liquid level: 151mm
Phantom section: Right Section ; DUT test position : Cheek ; Modulation type: GMSK
Antenna type : External Antenna ; Air temp. : 22.8 degrees ; Liquid temp. : 21.6 degrees

DASY4 Configuration:
- Probe: ET3DV6 - SN1790; ConvF(6.94, 6.94, 6.94) ; Calibrated: 2004/12/20
- Sensor-Surface: 4mm (Mechanical Surface Detection)
- Electronics: DAE3 Sn579; Calibrated: 2005/3/23
- Phantom: SAM 12; Type: SAM V4.0; Serial: TP 1202
- Measurement SW: DASY4, V4.5 Build 19; Postprocessing SW: SEMCAD, V1.8 Build 146

Touch position - Mid Channel 190/Area Scan (8x13x1): Measurement grid: dx=15mm, dy=15mm
Maximum value of SAR (measured) = 0.350 mW/g

Touch position - Mid Channel 190/Zoom Scan (7x7x7) (7x7x7)/Cube 0: Measurement grid: dx=5mm, dy=5mm, dz=5mm
Reference Value = 20.1 V/m
Peak SAR (extrapolated) = 0.474 W/kg
SAR(1 g) = 0.335 mW/g; SAR(10 g) = 0.243 mW/g
Maximum value of SAR (measured) = 0.360 mW/g



Date/Time: 2005/10/13 13:11:44

Test Laboratory: Advance Data Technology

Right Head-Cheek-GSM850-Ch251-Mode 1

DUT: EDA-Enterprise Digital Assistant ; Type: MC7004 ; Test Frequency: 848.8 MHz

Communication System: PCS 850 ; Frequency: 848.8 MHz ; Duty Cycle: 1:8.3
Phantom: SAM 12 Medium parameters used: f = 848.8 MHz; σ = 0.94 mho/m; ε_r = 43.2; ρ = 1000 kg/m^3 ;
Liquid level: 151mm
Phantom section: Right Section ; DUT test position : Cheek ; Modulation type: GMSK
Antenna type : External Antenna ; Air temp. : 22.8 degrees ; Liquid temp. : 21.6 degrees

DASY4 Configuration:
- Probe: ET3DV6 - SN1790; ConvF(6.94, 6.94, 6.94) ; Calibrated: 2004/12/20
- Sensor-Surface: 4mm (Mechanical Surface Detection)
- Electronics: DAE3 Sn579; Calibrated: 2005/3/23
- Phantom: SAM 12; Type: SAM V4.0; Serial: TP 1202
- Measurement SW: DASY4, V4.5 Build 19; Postprocessing SW: SEMCAD, V1.8 Build 146

Touch position - High Channel 251/Area Scan (8x13x1): Measurement grid: dx=15mm, dy=15mm
Maximum value of SAR (measured) = 0.403 mW/g

Touch position - High Channel 251/Zoom Scan (7x7x7) (7x7x7)/Cube 0: Measurement grid: dx=5mm, dy=5mm, dz=5mm
Reference Value = 21.3 V/m
Peak SAR (extrapolated) = 0.539 W/kg
SAR(1 g) = 0.383 mW/g; SAR(10 g) = 0.278 mW/g
Maximum value of SAR (measured) = 0.407 mW/g

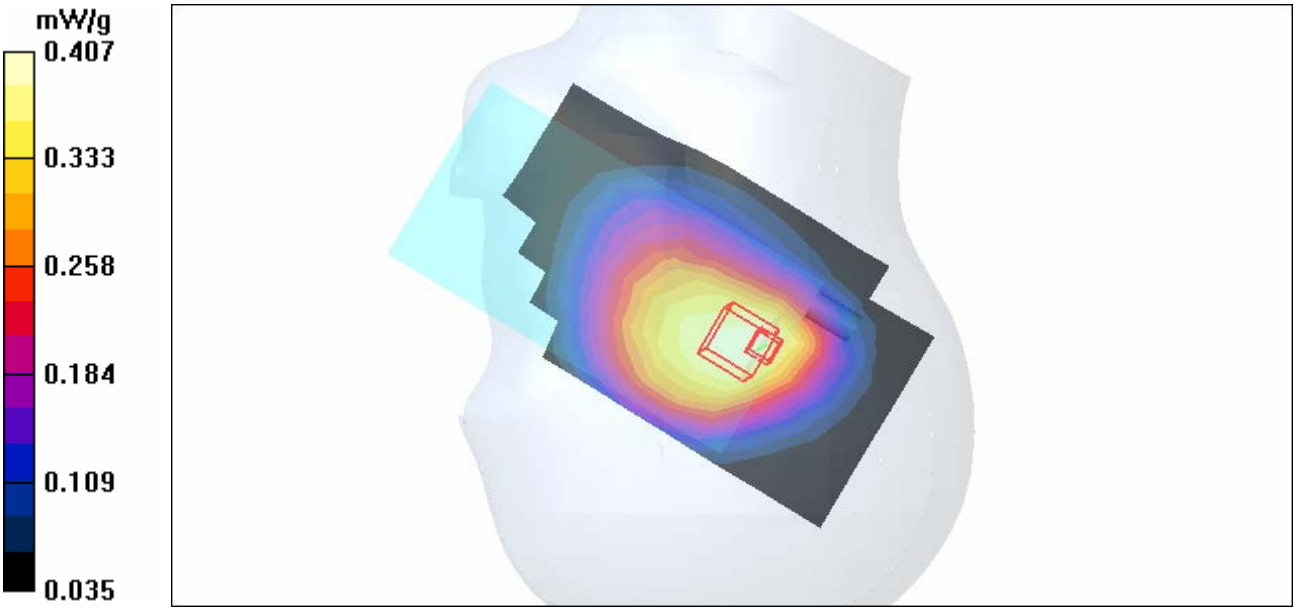

Date/Time: 2005/10/13 13:47:22

Test Laboratory: Advance Data Technology

Right Head-Tilt-GSM850-Ch128-Mode 2

DUT: EDA-Enterprise Digital Assistant ; Type: MC7004 ; Test Frequency: 824.2 MHz

Communication System: PCS 850 ; Frequency: 824.2 MHz; Duty Cycle: 1:8.3
Medium: HSL835 Medium parameters used: f = 824.2 MHz; σ = 0.92 mho/m; ε_r = 43.5; ρ = 1000 kg/m^3 ;
Liquid level: 151 mm
Phantom section: Right Section ; DUT test position : Tilt ; Modulation type: GMSK
Antenna type : External Antenna ; Air temp. : 22.8 degrees ; Liquid temp. : 21.6 degrees

DASY4 Configuration:
- Probe: ET3DV6 - SN1790 ; ConvF(6.94, 6.94, 6.94) ; Calibrated: 2004/12/20
- Sensor-Surface: 4mm (Mechanical Surface Detection)
- Electronics: DAE3 Sn579; Calibrated: 2005/3/23
- Phantom: SAM 12; Type: SAM V4.0; Serial: TP 1202
- Measurement SW: DASY4, V4.5 Build 19; Postprocessing SW: SEMCAD, V1.8 Build 146

Tilt position - Low Channel 128/Area Scan (8x13x1): Measurement grid: dx=15mm, dy=15mm
Maximum value of SAR (measured) = 0.259 mW/g

Tilt position - Low Channel 128/Zoom Scan (7x7x7) (7x7x7)/Cube 0: Measurement grid: dx=5mm, dy=5mm, dz=5mm
Reference Value = 16.7 V/m
Peak SAR (extrapolated) = 0.385 W/kg
SAR(1 g) = 0.266 mW/g; SAR(10 g) = 0.177 mW/g
Maximum value of SAR (measured) = 0.286 mW/g



Date/Time: 2005/10/13 14:14:34

Test Laboratory: Advance Data Technology

Right Head-Tilt-GSM850-Ch190-Mode 2

DUT: EDA-Enterprise Digital Assistant ; Type: MC7004 ; Test Frequency: 836.6 MHz

Communication System: PCS 850 ; Frequency: 836.6 MHz; Duty Cycle: 1:8.3
Medium: HSL835 Medium parameters used: f = 836.6 MHz; σ = 0.93 mho/m; ε_r = 43.3; ρ = 1000 kg/m^3 ;
Liquid level: 151 mm
Phantom section: Right Section ; DUT test position : Tilt ; Modulation type: GMSK
Antenna type : External Antenna ; Air temp. : 22.8 degrees ; Liquid temp. : 21.6 degrees

DASY4 Configuration:
- Probe: ET3DV6 - SN1790 ; ConvF(6.94, 6.94, 6.94) ; Calibrated: 2004/12/20
- Sensor-Surface: 4mm (Mechanical Surface Detection)
- Electronics: DAE3 Sn579; Calibrated: 2005/3/23
- Phantom: SAM 12; Type: SAM V4.0; Serial: TP 1202
- Measurement SW: DASY4, V4.5 Build 19; Postprocessing SW: SEMCAD, V1.8 Build 146

Tilt position - Mid Channel 190/Area Scan (8x13x1): Measurement grid: dx=15mm, dy=15mm
Maximum value of SAR (measured) = 0.295 mW/g

Tilt position - Mid Channel 190/Zoom Scan (7x7x7) (7x7x7)/Cube 0: Measurement grid: dx=5mm, dy=5mm, dz=5mm
Reference Value = 17.7 V/m
Peak SAR (extrapolated) = 0.435 W/kg
SAR(1 g) = 0.301 mW/g; SAR(10 g) = 0.200 mW/g
Maximum value of SAR (measured) = 0.324 mW/g



Date/Time: 2005/10/13 14:38:52

Test Laboratory: Advance Data Technology

Right Head-Tilt-GSM850-Ch251-Mode 2

DUT: EDA-Enterprise Digital Assistant ; Type: MC7004 ; Test Frequency: 848.8 MHz

Communication System: PCS 850 ; Frequency: 848.8 MHz; Duty Cycle: 1:8.3
Medium: HSL835 Medium parameters used: f = 848.8 MHz; σ = 0.94 mho/m; ε_r = 43.2; ρ = 1000 kg/m^3 ;
Liquid level: 151 mm
Phantom section: Right Section ; DUT test position : Tilt ; Modulation type: GMSK
Antenna type : External Antenna ; Air temp. : 22.8 degrees ; Liquid temp. : 21.6 degrees
DASY4 Configuration:
- Probe: ET3DV6 - SN1790 ; ConvF(6.94, 6.94, 6.94) ; Calibrated: 2004/12/20
- Sensor-Surface: 4mm (Mechanical Surface Detection)
- Electronics: DAE3 Sn579; Calibrated: 2005/3/23
- Phantom: SAM 12; Type: SAM V4.0; Serial: TP 1202
- Measurement SW: DASY4, V4.5 Build 19; Postprocessing SW: SEMCAD, V1.8 Build 146

Tilt position - High Channel 251/Area Scan (8x13x1): Measurement grid: dx=15mm, dy=15mm
Maximum value of SAR (measured) = 0.364 mW/g

Tilt position - High Channel 251/Zoom Scan (7x7x7) (7x7x7)/Cube 0: Measurement grid: dx=5mm, dy=5mm, dz=5mm
Reference Value = 19.4 V/m
Peak SAR (extrapolated) = 0.522 W/kg
SAR(1 g) = 0.362 mW/g; SAR(10 g) = 0.240 mW/g
Maximum value of SAR (measured) = 0.393 mW/g

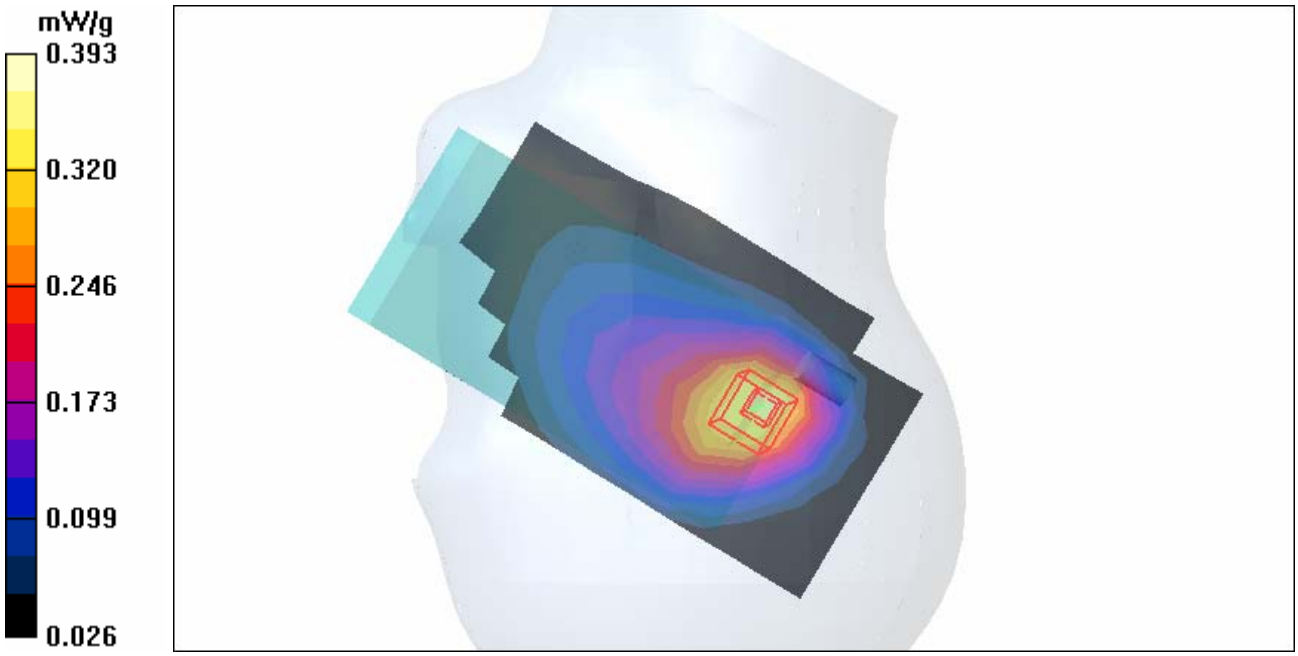

Date/Time: 2005/10/13 15:09:49

Test Laboratory: Advance Data Technology

Left Head-Cheek-GSM850-Ch128-Mode 3

DUT: EDA-Enterprise Digital Assistant ; Type: MC7004 ; Test Frequency: 824.2 MHz

Communication System: PCS 850 ; Frequency: 824.2 MHz ; Duty Cycle: 1:8.3
Phantom: SAM 12 Medium parameters used: f = 824.2 MHz; σ = 0.92 mho/m; ε_r = 43.5; ρ = 1000 kg/m^3 ;
Liquid level: 151mm
Phantom section: Left Section ; DUT test position : Cheek ; Modulation type: GMSK
Antenna type : External Antenna ; Air temp. : 22.8 degrees ; Liquid temp. : 21.6 degrees

DASY4 Configuration:
- Probe: ET3DV6 - SN1790; ConvF(6.94, 6.94, 6.94) ; Calibrated: 2004/12/20
- Sensor-Surface: 4mm (Mechanical Surface Detection)
- Electronics: DAE3 Sn579; Calibrated: 2005/3/23
- Phantom: SAM 12; Type: SAM V4.0; Serial: TP 1202
- Measurement SW: DASY4, V4.5 Build 19; Postprocessing SW: SEMCAD, V1.8 Build 146

Touch position - Low Channel 128/Area Scan (8x13x1): Measurement grid: dx=15mm, dy=15mm
Maximum value of SAR (measured) = 0.361 mW/g

Touch position - Low Channel 128/Zoom Scan (7x7x7) (7x7x7)/Cube 0: Measurement grid: dx=5mm, dy=5mm, dz=5mm
Reference Value = 17.4 V/m
Peak SAR (extrapolated) = 0.528 W/kg
SAR(1 g) = 0.343 mW/g; SAR(10 g) = 0.228 mW/g
Maximum value of SAR (measured) = 0.369 mW/g

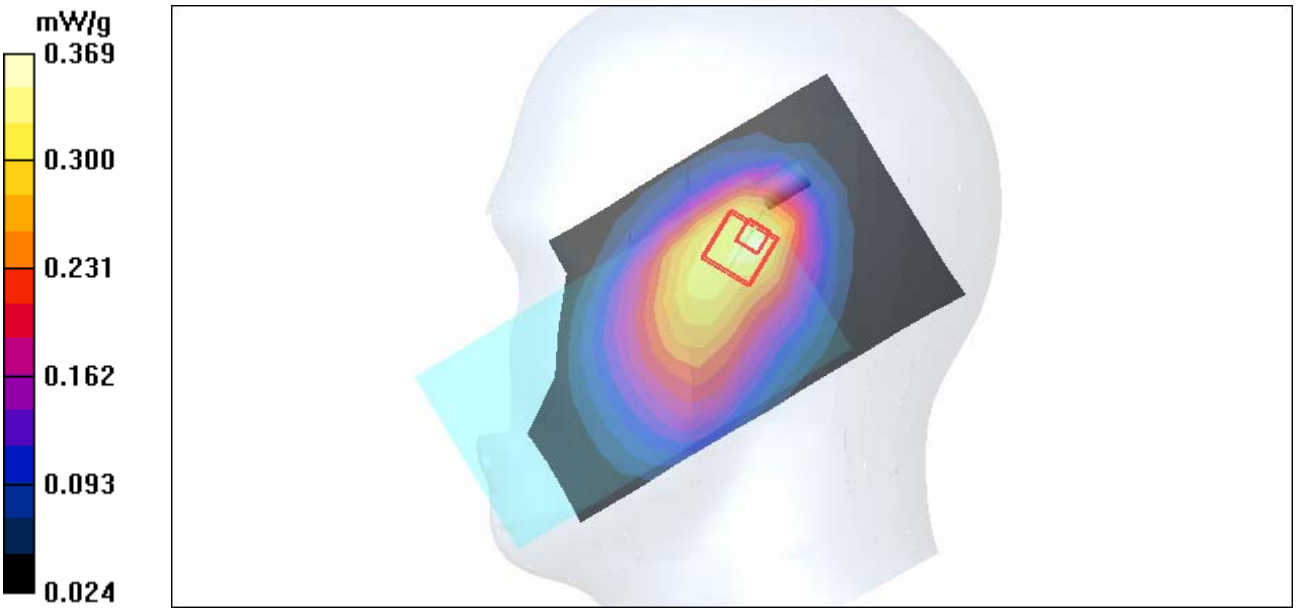

Date/Time: 2005/10/13 15:32:58

Test Laboratory: Advance Data Technology

Left Head-Cheek-GSM850-Ch190-Mode 3

DUT: EDA-Enterprise Digital Assistant ; Type: MC7004 ; Test Frequency: 836.6 MHz

Communication System: PCS 850 ; Frequency: 836.6 MHz ; Duty Cycle: 1:8.3
Phantom: SAM 12 Medium parameters used: f = 836.6 MHz; σ = 0.93 mho/m; ε_r = 43.3; ρ = 1000 kg/m^3 ;
Liquid level: 151mm
Phantom section: Left Section ; DUT test position : Cheek ; Modulation type: GMSK
Antenna type : External Antenna ; Air temp. : 22.8 degrees ; Liquid temp. : 21.6 degrees

DASY4 Configuration:
- Probe: ET3DV6 - SN1790; ConvF(6.94, 6.94, 6.94) ; Calibrated: 2004/12/20
- Sensor-Surface: 4mm (Mechanical Surface Detection)
- Electronics: DAE3 Sn579; Calibrated: 2005/3/23
- Phantom: SAM 12; Type: SAM V4.0; Serial: TP 1202
- Measurement SW: DASY4, V4.5 Build 19; Postprocessing SW: SEMCAD, V1.8 Build 146

Touch position - Mid Channel 190/Area Scan (8x13x1): Measurement grid: dx=15mm, dy=15mm
Maximum value of SAR (measured) = 0.401 mW/g

Touch position - Mid Channel 190/Zoom Scan (7x7x7) (7x7x7)/Cube 0: Measurement grid: dx=5mm, dy=5mm, dz=5mm
Reference Value = 18.1 V/m
Peak SAR (extrapolated) = 0.597 W/kg
SAR(1 g) = 0.388 mW/g; SAR(10 g) = 0.257 mW/g
Maximum value of SAR (measured) = 0.416 mW/g



Date/Time: 2005/10/13 15:56:13

Test Laboratory: Advance Data Technology

Left Head-Cheek-GSM850-Ch251-Mode 3

DUT: EDA-Enterprise Digital Assistant ; Type: MC7004 ; Test Frequency: 848.8 MHz

Communication System: PCS 850 ; Frequency: 848.8 MHz ; Duty Cycle: 1:8.3
Phantom: SAM 12 Medium parameters used: f = 848.8 MHz; σ = 0.94 mho/m; ε_r = 43.2; ρ = 1000 kg/m^3 ;
Liquid level: 151mm
Phantom section: Left Section ; DUT test position : Cheek ; Modulation type: GMSK
Antenna type : External Antenna ; Air temp. : 22.8 degrees ; Liquid temp. : 21.6 degrees

DASY4 Configuration:
- Probe: ET3DV6 - SN1790; ConvF(6.94, 6.94, 6.94) ; Calibrated: 2004/12/20
- Sensor-Surface: 4mm (Mechanical Surface Detection)
- Electronics: DAE3 Sn579; Calibrated: 2005/3/23
- Phantom: SAM 12; Type: SAM V4.0; Serial: TP 1202
- Measurement SW: DASY4, V4.5 Build 19; Postprocessing SW: SEMCAD, V1.8 Build 146

Touch position - High Channel 251/Area Scan (8x13x1): Measurement grid: dx=15mm, dy=15mm
Maximum value of SAR (measured) = 0.475 mW/g

Touch position - High Channel 251/Zoom Scan (7x7x7) (7x7x7)/Cube 0: Measurement grid: dx=5mm, dy=5mm, dz=5mm
Reference Value = 19.4 V/m
Peak SAR (extrapolated) = 0.701 W/kg
SAR(1 g) = 0.450 mW/g; SAR(10 g) = 0.296 mW/g
Maximum value of SAR (measured) = 0.486 mW/g

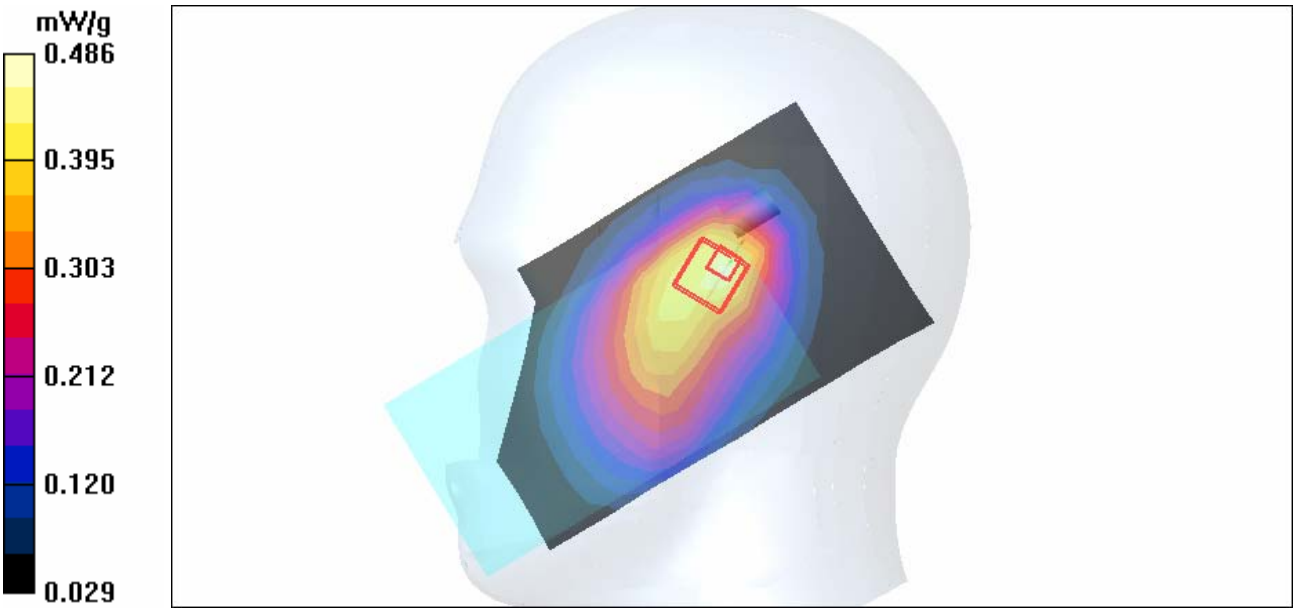

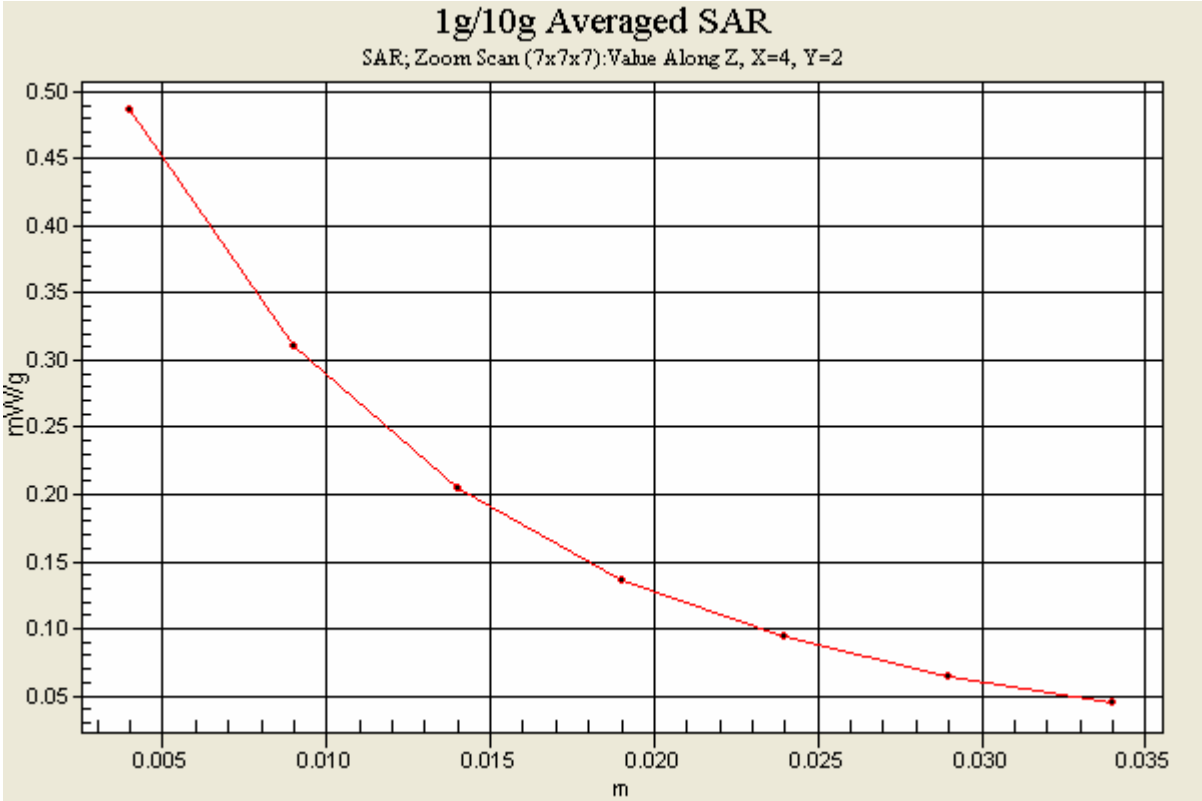
1g/10g Averaged SAR
SAR; Zoom Scan (7x7x7):Value Along Z, X=4, Y=2
mW/g
0.50
0.45
0.40
0.35
0.30
0.25
0.20
0.15
0.10
0.05
0.005
0.010
0.015
0.020
0.025
0.030
0.035
m

Date/Time: 2005/10/13 16:23:10

Test Laboratory: Advance Data Technology

Left Head-Tilt-GSM850-Ch128-Mode 4

DUT: EDA-Enterprise Digital Assistant ; Type: MC7004 ; Test Frequency: 824.2 MHz

Communication System: PCS 850 ; Frequency: 824.2 MHz; Duty Cycle: 1:8.3
Medium: HSL835 Medium parameters used: f = 824.2 MHz; σ = 0.92 mho/m; ε_r = 43.5; ρ = 1000 kg/m^3 ;
Liquid level: 151 mm
Phantom section: Left Section ; DUT test position : Tilt ; Modulation type: GMSK
Antenna type : External Antenna ; Air temp. : 22.8 degrees ; Liquid temp. : 21.6 degrees

DASY4 Configuration:
- Probe: ET3DV6 - SN1790 ; ConvF(6.94, 6.94, 6.94) ; Calibrated: 2004/12/20
- Sensor-Surface: 4mm (Mechanical Surface Detection)
- Electronics: DAE3 Sn579; Calibrated: 2005/3/23
- Phantom: SAM 12; Type: SAM V4.0; Serial: TP 1202
- Measurement SW: DASY4, V4.5 Build 19; Postprocessing SW: SEMCAD, V1.8 Build 146

Tilt position - Low Channel 128/Area Scan (8x13x1): Measurement grid: dx=15mm, dy=15mm
Maximum value of SAR (measured) = 0.316 mW/g

Tilt position - Low Channel 128/Zoom Scan (7x7x7) (7x7x7)/Cube 0: Measurement grid: dx=5mm, dy=5mm, dz=5mm
Reference Value = 15.9 V/m
Peak SAR (extrapolated) = 0.463 W/kg
SAR(1 g) = 0.298 mW/g; SAR(10 g) = 0.190 mW/g
Maximum value of SAR (measured) = 0.321 mW/g

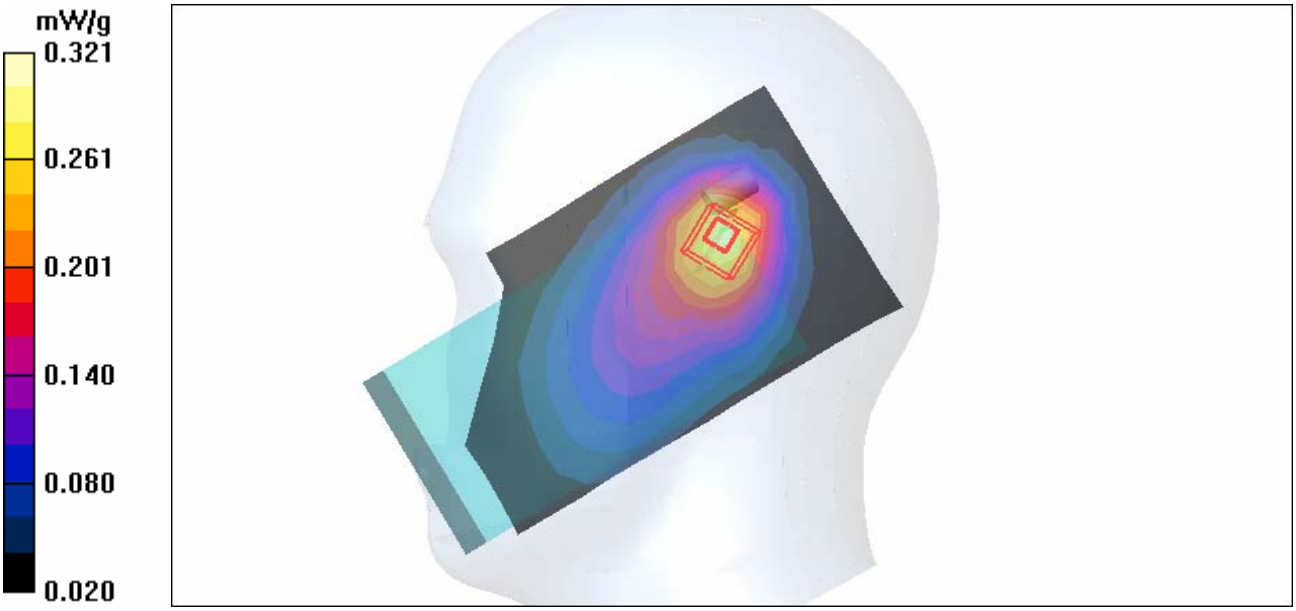

Date/Time: 2005/10/13 16:46:22

Test Laboratory: Advance Data Technology

Left Head-Tilt-GSM850-Ch190-Mode 4

DUT: EDA-Enterprise Digital Assistant ; Type: MC7004 ; Test Frequency: 836.6 MHz

Communication System: PCS 850 ; Frequency: 836.6 MHz; Duty Cycle: 1:8.3
Medium: HSL835 Medium parameters used: f = 836.6 MHz; σ = 0.93 mho/m; ε_r = 43.3; ρ = 1000 kg/m^3 ;
Liquid level: 151 mm
Phantom section: Left Section ; DUT test position : Tilt ; Modulation type: GMSK
Antenna type : External Antenna ; Air temp. : 22.8 degrees ; Liquid temp. : 21.6 degrees

DASY4 Configuration:
- Probe: ET3DV6 - SN1790 ; ConvF(6.94, 6.94, 6.94) ; Calibrated: 2004/12/20
- Sensor-Surface: 4mm (Mechanical Surface Detection)
- Electronics: DAE3 Sn579; Calibrated: 2005/3/23
- Phantom: SAM 12; Type: SAM V4.0; Serial: TP 1202
- Measurement SW: DASY4, V4.5 Build 19; Postprocessing SW: SEMCAD, V1.8 Build 146

Tilt position - Mid Channel 190/Area Scan (8x13x1): Measurement grid: dx=15mm, dy=15mm
Maximum value of SAR (measured) = 0.363 mW/g

Tilt position - Mid Channel 190/Zoom Scan (7x7x7) (7x7x7)/Cube 0: Measurement grid: dx=5mm, dy=5mm, dz=5mm
Reference Value = 16.7 V/m
Peak SAR (extrapolated) = 0.525 W/kg
SAR(1 g) = 0.341 mW/g; SAR(10 g) = 0.216 mW/g
Maximum value of SAR (measured) = 0.369 mW/g

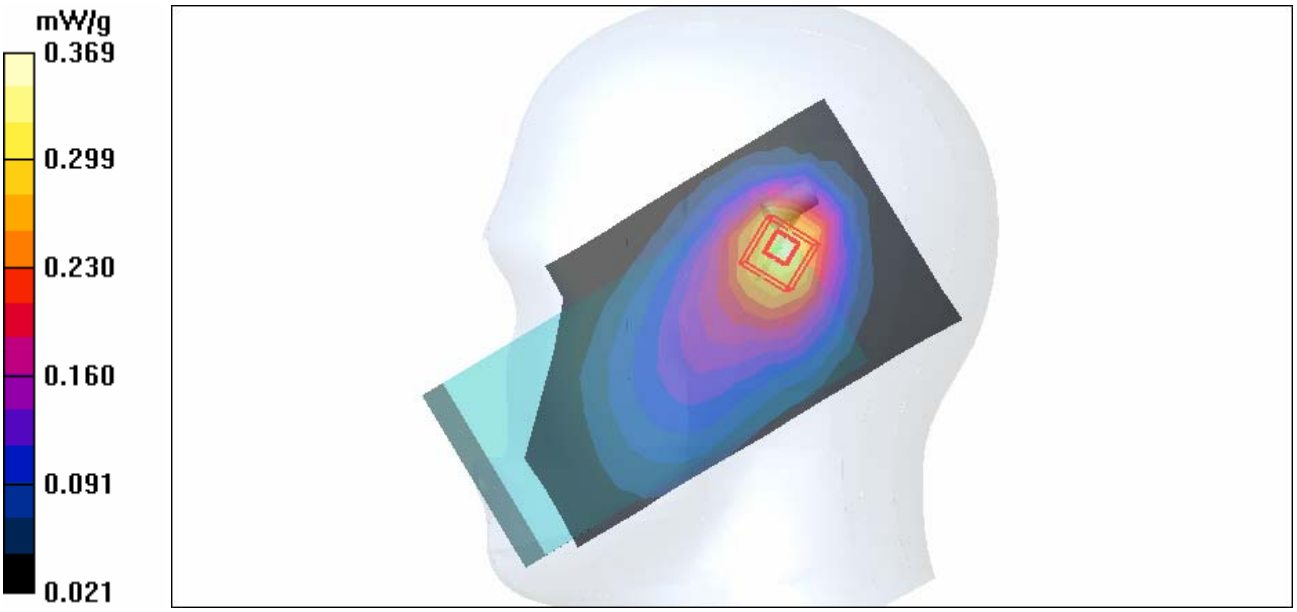

Date/Time: 2005/10/13 17:09:40

Test Laboratory: Advance Data Technology

Left Head-Tilt-GSM850-Ch251-Mode 4

DUT: EDA-Enterprise Digital Assistant ; Type: MC7004 ; Test Frequency: 848.8 MHz

Communication System: PCS 850 ; Frequency: 848.8 MHz; Duty Cycle: 1:8.3
Medium: HSL835 Medium parameters used: f = 848.8 MHz; σ = 0.94 mho/m; ε_r = 43.2; ρ = 1000 kg/m^3 ;
Liquid level: 151 mm
Phantom section: Left Section ; DUT test position : Tilt ; Modulation type: GMSK
Antenna type : External Antenna ; Air temp. : 22.8 degrees ; Liquid temp. : 21.6 degrees

DASY4 Configuration:
- Probe: ET3DV6 - SN1790 ; ConvF(6.94, 6.94, 6.94) ; Calibrated: 2004/12/20
- Sensor-Surface: 4mm (Mechanical Surface Detection)
- Electronics: DAE3 Sn579; Calibrated: 2005/3/23
- Phantom: SAM 12; Type: SAM V4.0; Serial: TP 1202
- Measurement SW: DASY4, V4.5 Build 19; Postprocessing SW: SEMCAD, V1.8 Build 146

Tilt position - High Channel 251/Area Scan (8x13x1): Measurement grid: dx=15mm, dy=15mm
Maximum value of SAR (measured) = 0.428 mW/g

Tilt position - High Channel 251/Zoom Scan (7x7x7) (7x7x7)/Cube 0: Measurement grid: dx=5mm, dy=5mm, dz=5mm
Reference Value = 18.1 V/m
Peak SAR (extrapolated) = 0.614 W/kg
SAR(1 g) = 0.404 mW/g; SAR(10 g) = 0.256 mW/g
Maximum value of SAR (measured) = 0.434 mW/g



Date/Time: 2005/10/13 18:43:41

Test Laboratory: Advance Data Technology

Body Worn-GPRS850-Ch251-Keypad Up-Mode 5

DUT: EDA-Enterprise Digital Assistant ; Type: MC7004 ; Test Frequency: 848.8 MHz

Communication System: PCS 850 ; Frequency: 848.8 MHz ; Duty Cycle: 1:8.3
Medium: MSL835 Medium parameters used: f = 848.8 MHz; σ = 0.99 mho/m; ε_r = 55.7; ρ = 1000 kg/m^3 ; Liquid Level : 150m
Phantom section: Flat Section ; DUT test position : Body ; Modulation Type: GMSK / UL 1 time slot
Separation Distance : 0 mm (The front side of the EUT to the Phantom)
Antenna Type : External Antenna ; Air Temp. : 23.1degrees ; Liquid Temp. : 22.2degrees

DASY4 Configuration:
- Probe: ET3DV6 - SN1790 ; ConvF(6.65, 6.65, 6.65) ; Calibrated: 2004/12/20
- Sensor-Surface: 4mm (Mechanical Surface Detection)
- Electronics: DAE3 Sn579 ; Calibrated: 2005/3/23
- Phantom: SAM 12 ; Type: SAM V4.0; Serial: TP 1202
- Measurement SW: DASY4, V4.5 Build 19 ; Postprocessing SW: SEMCAD, V1.8 Build 146

High Channel 251/Area Scan (9x13x1): Measurement grid: dx=15mm, dy=15mm
Maximum value of SAR (measured) = 0.053 mW/g

High Channel 251/Zoom Scan (7x7x7) (7x7x7)/Cube 0: Measurement grid: dx=5mm, dy=5mm, dz=5mm
Reference Value = 7.42 V/m
Peak SAR (extrapolated) = 0.064 W/kg
SAR(1 g) = 0.051 mW/g; SAR(10 g) = 0.038 mW/g

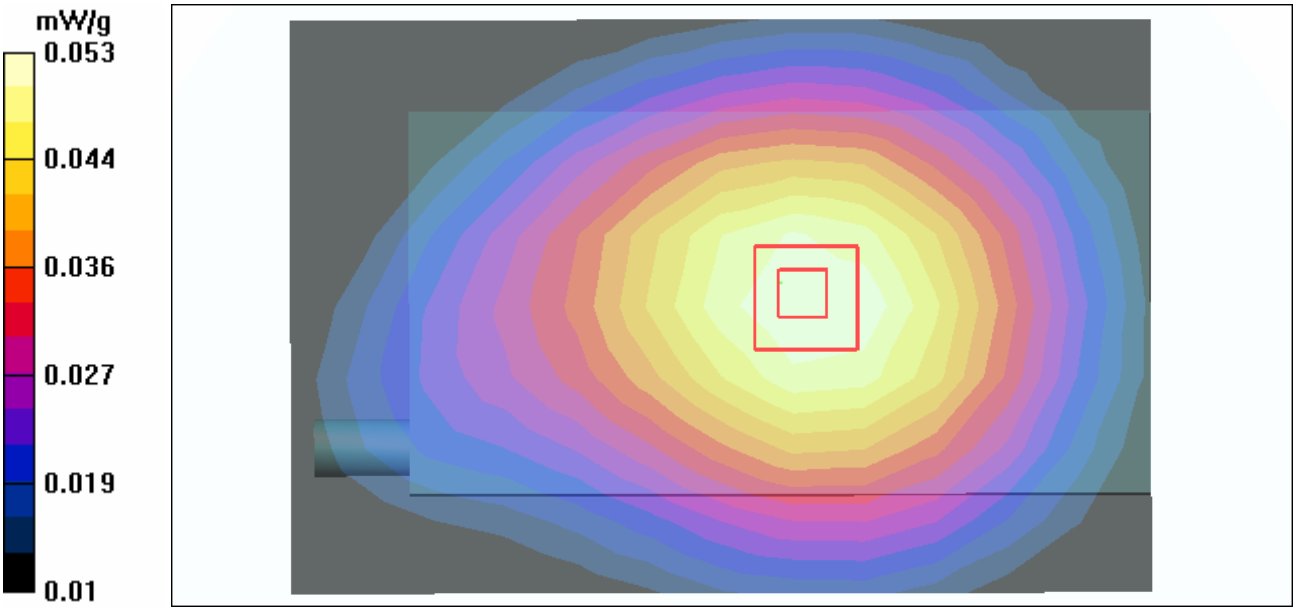

Date/Time: 2005/10/13 19:25:52

Test Laboratory: Advance Data Technology

Body Worn-GPRS850-Ch251-Keypad Up-Mode 6

DUT: EDA-Enterprise Digital Assistant ; Type: MC7004 ; Test Frequency: 848.8 MHz

Communication System: PCS 850 ; Frequency: 848.8 MHz ; Duty Cycle: 1:4
Medium: MSL835 Medium parameters used: f = 848.8 MHz; σ = 0.99 mho/m; ε_r = 55.7; ρ = 1000 kg/m^3 ; Liquid Level : 150m
Phantom section: Flat Section ; DUT test position : Body ; Modulation Type: GMSK / UL 2 time slots
Separation Distance : 0 mm (The front side of the EUT to the Phantom)
Antenna Type : External Antenna ; Air Temp. : 23.1degrees ; Liquid Temp. : 22.2degrees

DASY4 Configuration:
- Probe: ET3DV6 - SN1790 ; ConvF(6.65, 6.65, 6.65) ; Calibrated: 2004/12/20
- Sensor-Surface: 4mm (Mechanical Surface Detection)
- Electronics: DAE3 Sn579 ; Calibrated: 2005/3/23
- Phantom: SAM 12 ; Type: SAM V4.0; Serial: TP 1202
- Measurement SW: DASY4, V4.5 Build 19 ; Postprocessing SW: SEMCAD, V1.8 Build 146

High Channel 251/Area Scan (9x13x1): Measurement grid: dx=15mm, dy=15mm
Maximum value of SAR (measured) = 0.109 mW/g

High Channel 251/Zoom Scan (7x7x7) (7x7x7)/Cube 0: Measurement grid: dx=5mm, dy=5mm, dz=5mm
Reference Value = 10.5 V/m
Peak SAR (extrapolated) = 0.128 W/kg
SAR(1 g) = 0.103 mW/g; SAR(10 g) = 0.077 mW/g

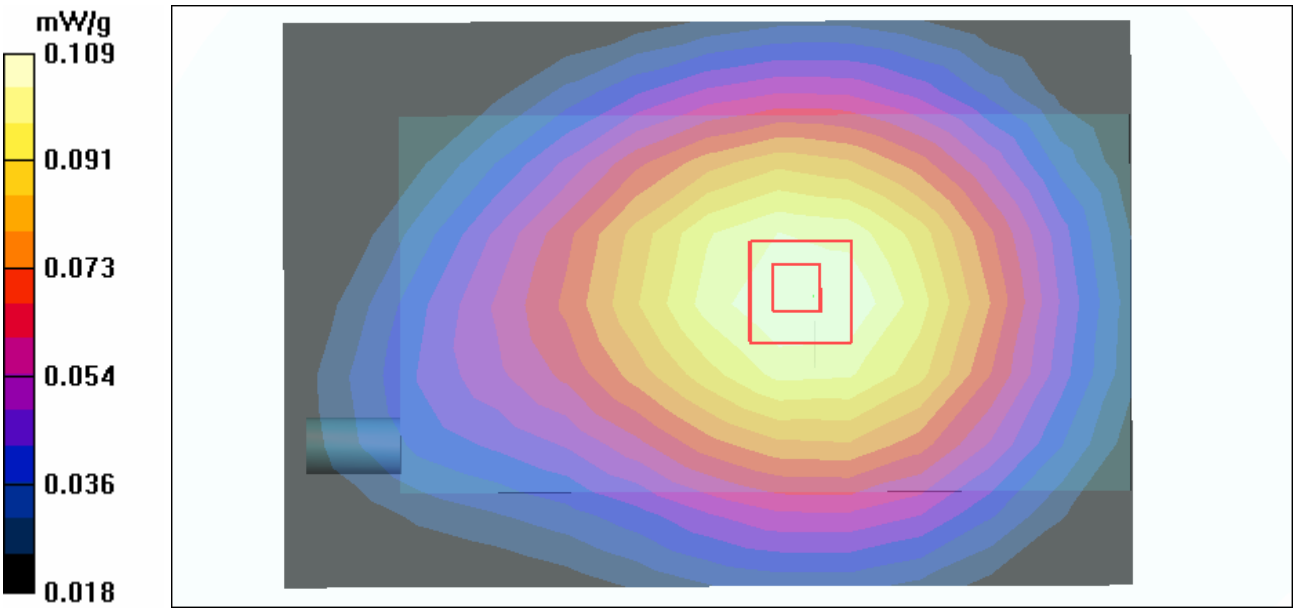

Date/Time: 2005/10/13 20:33:23

Test Laboratory: Advance Data Technology

Body Worn-GPRS850-Ch251-Keypad Up-Mode 7

DUT: EDA-Enterprise Digital Assistant ; Type: MC7004 ; Test Frequency: 848.8 MHz

Communication System: PCS 850 ; Frequency: 848.8 MHz ; Duty Cycle: 1:2
Medium: MSL835 Medium parameters used: f = 848.8 MHz; σ = 0.99 mho/m; ε_r = 55.7; ρ = 1000 kg/m^3 ; Liquid Level : 150m
Phantom section: Flat Section ; DUT test position : Body ; Modulation Type: GMSK / UL 4 time slots
Separation Distance : 0 mm (The front side of the EUT to the Phantom)
Antenna Type : External Antenna ; Air Temp. : 23.1degrees ; Liquid Temp. : 22.2degrees

DASY4 Configuration:
- Probe: ET3DV6 - SN1790 ; ConvF(6.65, 6.65, 6.65) ; Calibrated: 2004/12/20
- Sensor-Surface: 4mm (Mechanical Surface Detection)
- Electronics: DAE3 Sn579 ; Calibrated: 2005/3/23
- Phantom: SAM 12 ; Type: SAM V4.0; Serial: TP 1202
- Measurement SW: DASY4, V4.5 Build 19 ; Postprocessing SW: SEMCAD, V1.8 Build 146

High Channel 251/Area Scan (9x13x1): Measurement grid: dx=15mm, dy=15mm
Maximum value of SAR (measured) = 0.146 mW/g
High Channel 251/Zoom Scan (7x7x7) (7x7x7)/Cube 1: Measurement grid: dx=5mm, dy=5mm, dz=5mm
Reference Value = 12.1 V/m
Peak SAR (extrapolated) = 0.175 W/kg
SAR(1 g) = 0.139 mW/g; SAR(10 g) = 0.102 mW/g
Maximum value of SAR (measured) = 0.147 mW/g

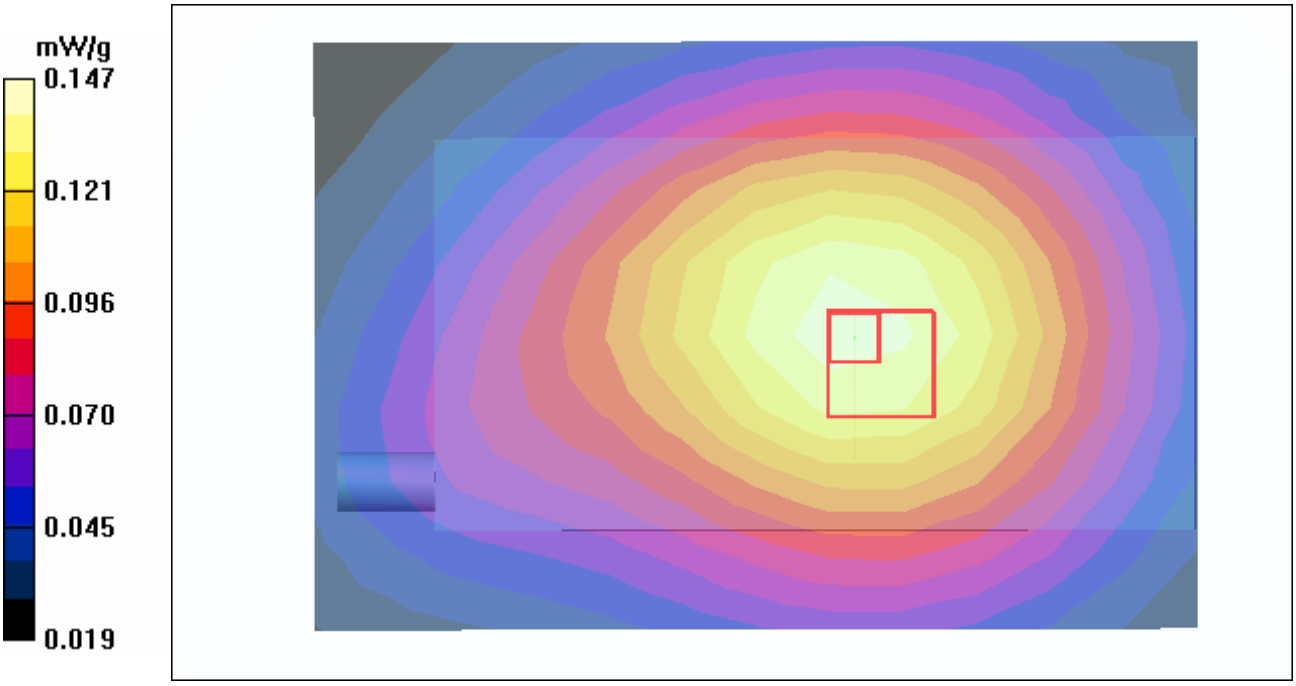

Date/Time: 2005/10/13 21:50:04

Test Laboratory: Advance Data Technology

Body Worn-GPRS850-Ch128-Keypad Up-Mode 8

DUT: EDA-Enterprise Digital Assistant ; Type: MC7004 ; Test Frequency: 824.2 MHz

Communication System: PCS 850 ; Frequency: 824.2 MHz ; Duty Cycle: 1:2.67
Medium: MSL835 Medium parameters used: f = 824.2 MHz; σ = 0.94 mho/m; ε_r = 55.5; ρ = 1000 kg/m^3 ; Liquid Level : 150m
Phantom section: Flat Section ; DUT test position : Body ; Modulation Type: GMSK / UL 3 time slots
Separation Distance : 0 mm (The front side of the EUT to the Phantom)
Antenna Type : External Antenna ; Air Temp. : 23.1degrees ; Liquid Temp. : 22.2degrees

DASY4 Configuration:
- Probe: ET3DV6 - SN1790 ; ConvF(6.65, 6.65, 6.65) ; Calibrated: 2004/12/20
- Sensor-Surface: 4mm (Mechanical Surface Detection)
- Electronics: DAE3 Sn579 ; Calibrated: 2005/3/23
- Phantom: SAM 12 ; Type: SAM V4.0; Serial: TP 1202
- Measurement SW: DASY4, V4.5 Build 19 ; Postprocessing SW: SEMCAD, V1.8 Build 146

Low Channel 128/Area Scan (9x13x1): Measurement grid: dx=15mm, dy=15mm
Maximum value of SAR (measured) = 0.134 mW/g

Low Channel 128/Zoom Scan (7x7x7) (7x7x7)/Cube 0: Measurement grid: dx=5mm, dy=5mm, dz=5mm
Reference Value = 12.0 V/m
Peak SAR (extrapolated) = 0.159 W/kg
SAR(1 g) = 0.122 mW/g; SAR(10 g) = 0.087 mW/g
Maximum value of SAR (measured) = 0.132 mW/g

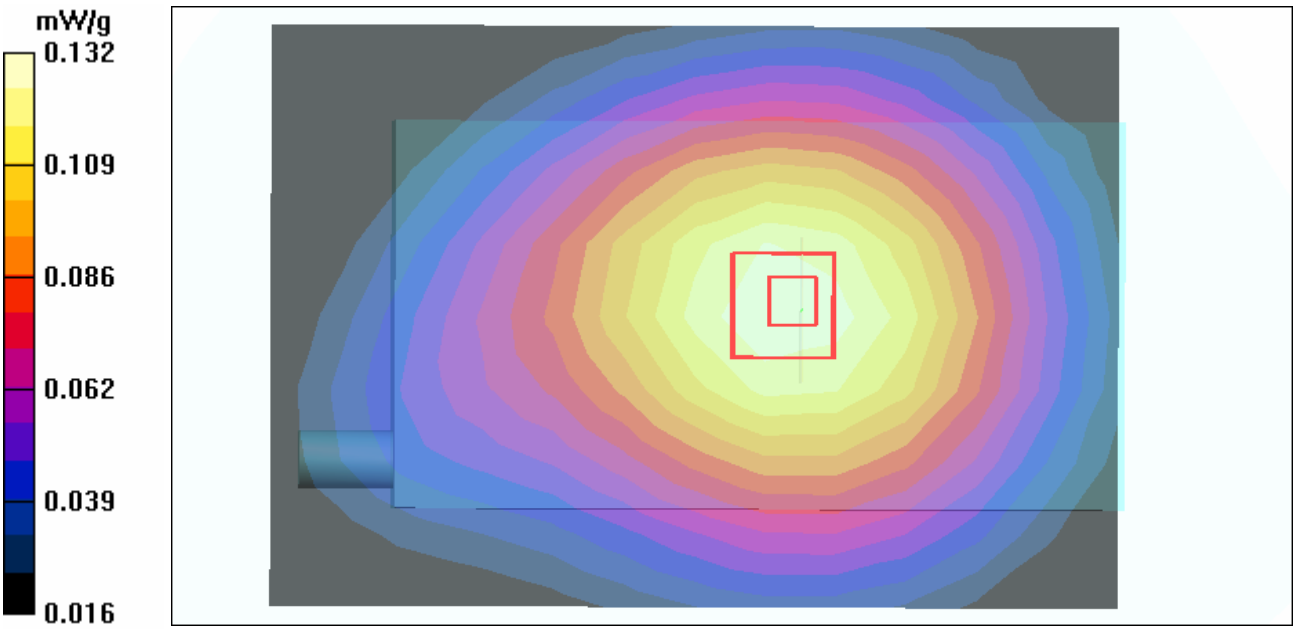

Date/Time: 2005/10/13 22:15:29

Test Laboratory: Advance Data Technology

Body Worn-GPRS850-Ch190-Keypad Up-Mode 8

DUT: EDA-Enterprise Digital Assistant ; Type: MC7004 ; Test Frequency: 836.6 MHz

Communication System: PCS 850 ; Frequency: 836.6 MHz ; Duty Cycle: 1:2.67
Medium: MSL835 Medium parameters used: f = 836.6 MHz; σ = 0.98 mho/m; ε_r = 55.8; ρ = 1000 kg/m^3 ; Liquid Level : 150m
Phantom section: Flat Section ; DUT test position : Body ; Modulation Type: GMSK / UL 3 time slots
Separation Distance : 0 mm (The front side of the EUT to the Phantom)
Antenna Type : External Antenna ; Air Temp. : 23.1degrees ; Liquid Temp. : 22.2degrees

DASY4 Configuration:
- Probe: ET3DV6 - SN1790 ; ConvF(6.65, 6.65, 6.65) ; Calibrated: 2004/12/20
- Sensor-Surface: 4mm (Mechanical Surface Detection)
- Electronics: DAE3 Sn579 ; Calibrated: 2005/3/23
- Phantom: SAM 12 ; Type: SAM V4.0; Serial: TP 1202
- Measurement SW: DASY4, V4.5 Build 19 ; Postprocessing SW: SEMCAD, V1.8 Build 146

Mid Channel 190/Area Scan (9x13x1): Measurement grid: dx=15mm, dy=15mm
Maximum value of SAR (measured) = 0.138 mW/g

Mid Channel 190/Zoom Scan (7x7x7) (7x7x7)/Cube 0: Measurement grid: dx=5mm, dy=5mm, dz=5mm
Reference Value = 11.9 V/m
Peak SAR (extrapolated) = 0.242 W/kg
SAR(1 g) = 0.146 mW/g; SAR(10 g) = 0.103 mW/g
Maximum value of SAR (measured) = 0.141 mW/g

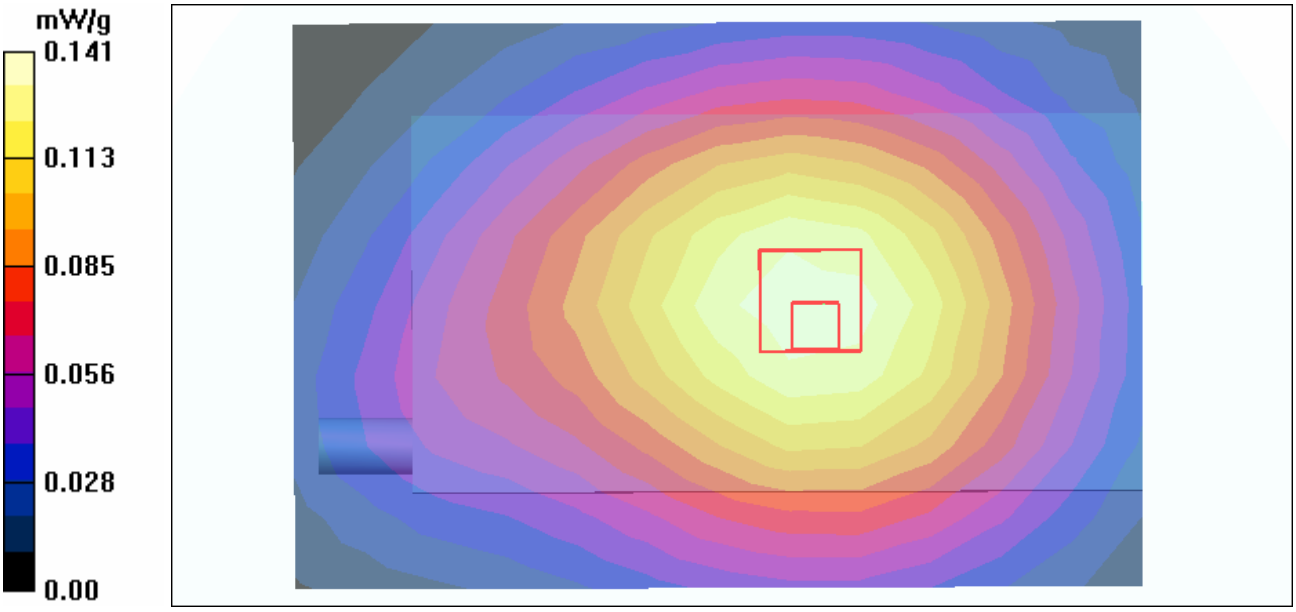

Date/Time: 2005/10/13 19:50:47

Test Laboratory: Advance Data Technology

Body Worn-GPRS850-Ch251-Keypad Up-Mode 8

DUT: EDA-Enterprise Digital Assistant ; Type: MC7004 ; Test Frequency: 848.8 MHz

Communication System: PCS 850 ; Frequency: 848.8 MHz ; Duty Cycle: 1:2.67
Medium: MSL835 Medium parameters used: f = 848.8 MHz; σ = 0.99 mho/m; ε_r = 55.7; ρ = 1000 kg/m^3 ; Liquid Level : 150m
Phantom section: Flat Section ; DUT test position : Body ; Modulation Type: GMSK / UL 3 time slots
Separation Distance : 0 mm (The front side of the EUT to the Phantom)
Antenna Type : External Antenna ; Air Temp. : 23.1degrees ; Liquid Temp. : 22.2degrees

DASY4 Configuration:
- Probe: ET3DV6 - SN1790 ; ConvF(6.65, 6.65, 6.65) ; Calibrated: 2004/12/20
- Sensor-Surface: 4mm (Mechanical Surface Detection)
- Electronics: DAE3 Sn579 ; Calibrated: 2005/3/23
- Phantom: SAM 12 ; Type: SAM V4.0; Serial: TP 1202
- Measurement SW: DASY4, V4.5 Build 19 ; Postprocessing SW: SEMCAD, V1.8 Build 146

High Channel 251/Area Scan (9x13x1): Measurement grid: dx=15mm, dy=15mm
Maximum value of SAR (measured) = 0.160 mW/g

High Channel 251/Zoom Scan (7x7x7) (7x7x7)/Cube 0: Measurement grid: dx=5mm, dy=5mm, dz=5mm
Reference Value = 12.6 V/m
Peak SAR (extrapolated) = 0.191 W/kg
SAR(1 g) = 0.151 mW/g; SAR(10 g) = 0.113 mW/g
Maximum value of SAR (measured) = 0.159 mW/g

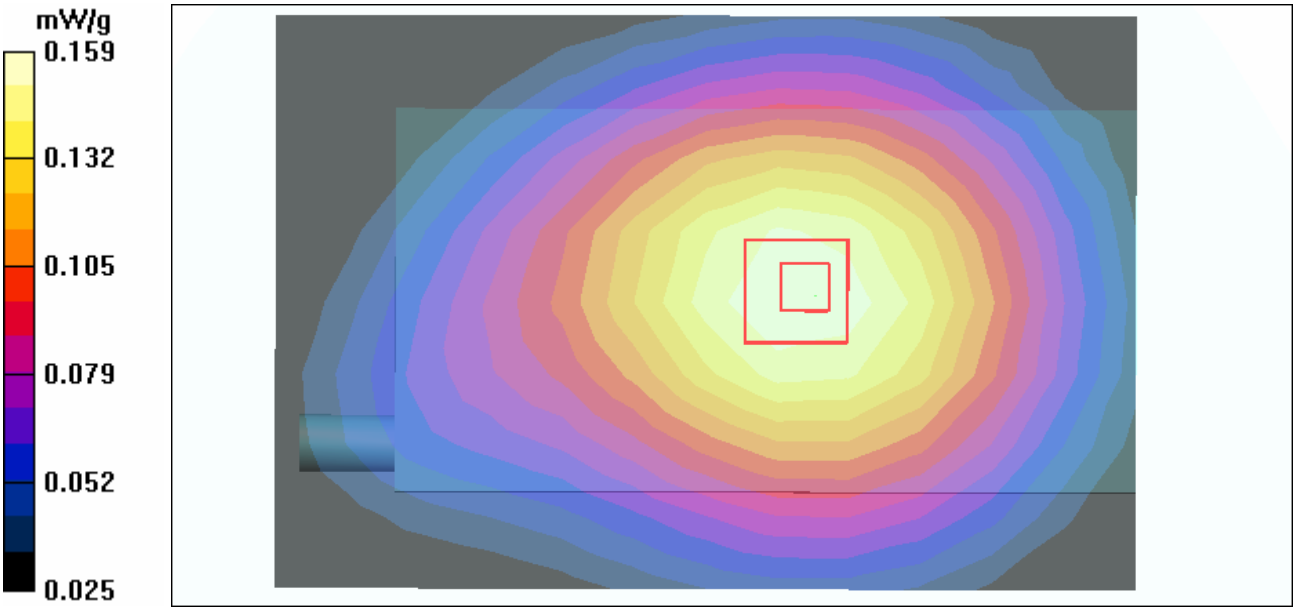

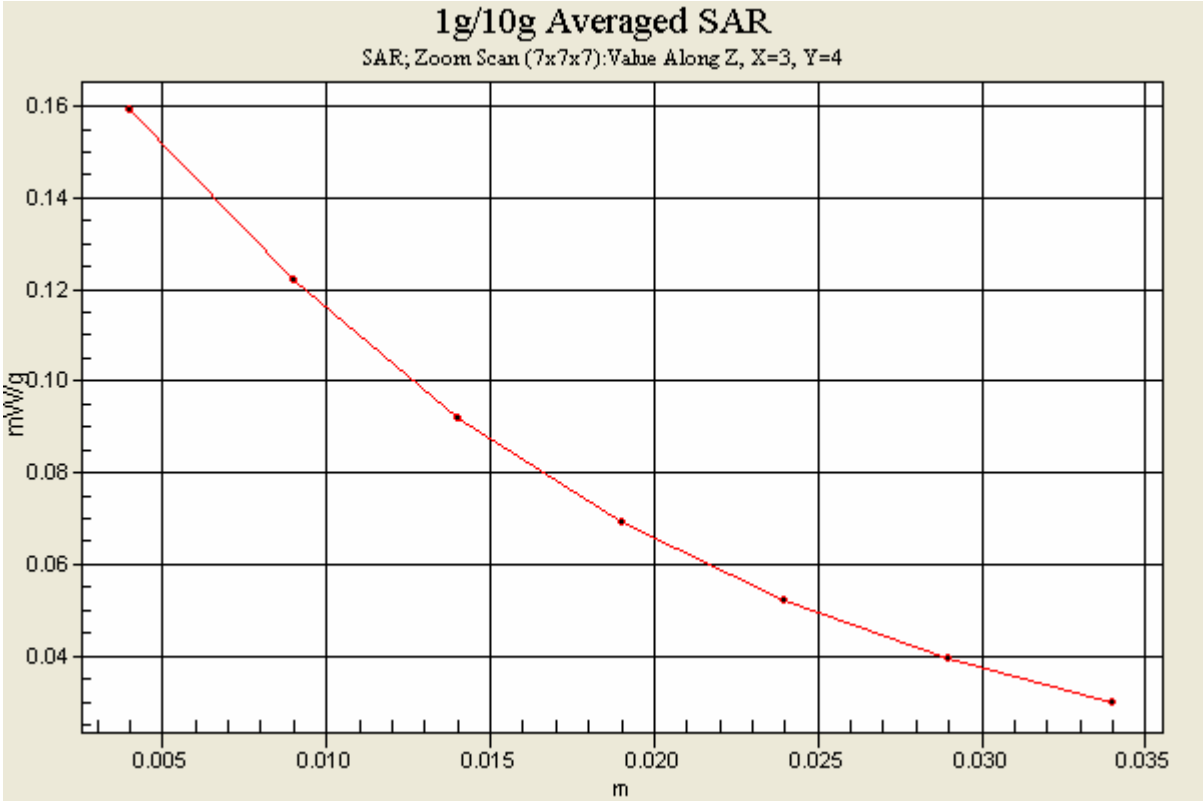
1g/10g Averaged SAR
SAR; Zoom Scan (7x7x7):Value Along Z, X=3, Y=4
mW/g
0.16
0.14
0.12
0.10
0.08
0.06
0.04
0.005
0.010
0.015
0.020
0.025
0.030
0.035
m

Date/Time: 2005/10/13 23:07:57

Test Laboratory: Advance Data Technology

Body Worn-E-GPRS850-Ch251-Keypad Up-Mode 9

DUT: EDA-Enterprise Digital Assistant ; Type: MC7004 ; Test Frequency: 848.8 MHz

Communication System: PCS 850 ; Frequency: 848.8 MHz ; Duty Cycle: 1:4
Medium: MSL835 Medium parameters used: f = 848.8 MHz; σ = 0.99 mho/m; ε_r = 55.7; ρ = 1000 kg/m^3 ; Liquid Level : 150mm
Phantom section: Flat Section ; DUT test position : Body ; Modulation Type: 8PSK / UL 2 time slots
Separation Distance : 0 mm (The front side of the EUT to the Phantom)
Antenna Type : External Antenna ; Air Temp. : 23.1 degrees ; Liquid Temp. : 22.2 degrees

DASY4 Configuration:
- Probe: ET3DV6 - SN1790 ; ConvF(6.65, 6.65, 6.65) ; Calibrated: 2004/12/20
- Sensor-Surface: 4mm (Mechanical Surface Detection)
- Electronics: DAE3 Sn579 ; Calibrated: 2005/3/23
- Phantom: SAM 12 ; Type: SAM V4.0; Serial: TP 1202
- Measurement SW: DASY4, V4.5 Build 19 ; Postprocessing SW: SEMCAD, V1.8 Build 146

High Channel 251/Area Scan (9x13x1): Measurement grid: dx=15mm, dy=15mm
Maximum value of SAR (measured) = 0.018 mW/g

High Channel 251/Zoom Scan (7x7x7) (7x7x7)/Cube 0: Measurement grid: dx=5mm, dy=5mm, dz=5mm
Reference Value = 4.18 V/m
Peak SAR (extrapolated) = 0.021 W/kg
SAR(1 g) = 0.017 mW/g; SAR(10 g) = 0.013 mW/g

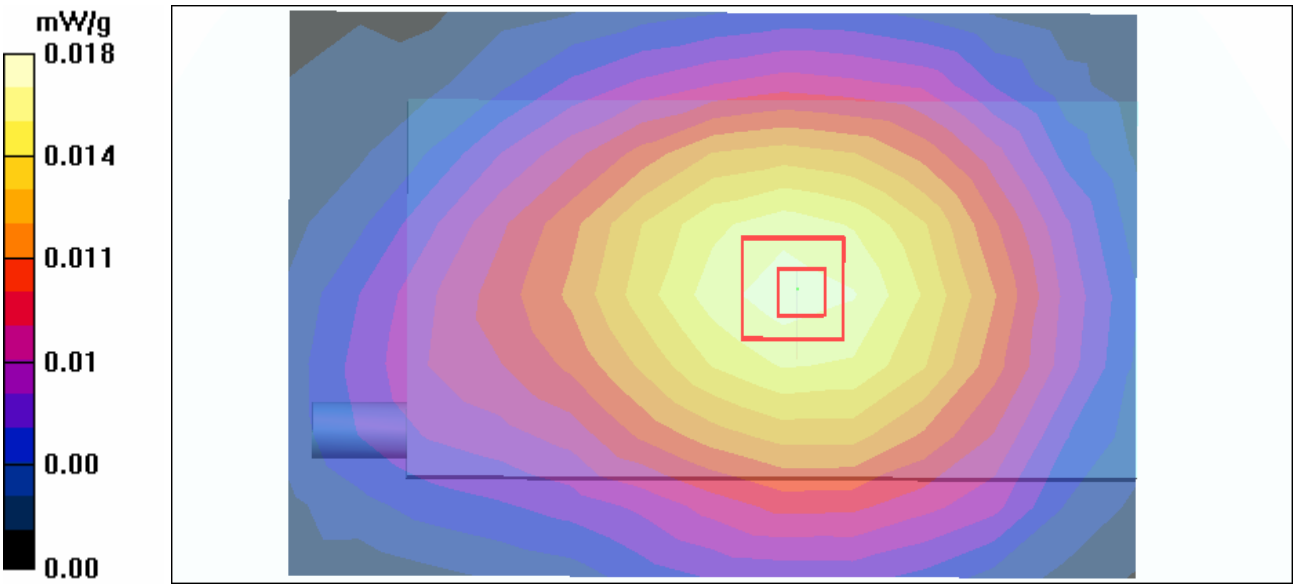

Date/Time: 2005/10/13 23:39:13

Test Laboratory: Advance Data Technology

Body Worn-E-GPRS850-Ch128-Keypad Up-Mode 10

DUT: EDA-Enterprise Digital Assistant ; Type: MC7004 ; Test Frequency: 824.2 MHz

Communication System: PCS 850 ; Frequency: 824.2 MHz ; Duty Cycle: 1:8.3
Medium: MSL835 Medium parameters used: f = 824.2 MHz; σ = 0.94 mho/m; ε_r = 55.5; ρ = 1000 kg/m^3 ; Liquid Level : 150mm
Phantom section: Flat Section ; DUT test position : Body ; Modulation Type: 8PSK / UL 1 time slot
Separation Distance : 0 mm (The front side of the EUT to the Phantom)
Antenna Type : External Antenna ; Air Temp. : 23.1 degrees ; Liquid Temp. : 22.2 degrees

DASY4 Configuration:
- Probe: ET3DV6 - SN1790 ; ConvF(6.65, 6.65, 6.65) ; Calibrated: 2004/12/20
- Sensor-Surface: 4mm (Mechanical Surface Detection)
- Electronics: DAE3 Sn579 ; Calibrated: 2005/3/23
- Phantom: SAM 12 ; Type: SAM V4.0; Serial: TP 1202
- Measurement SW: DASY4, V4.5 Build 19 ; Postprocessing SW: SEMCAD, V1.8 Build 146

Low Channel 128/Area Scan (9x13x1): Measurement grid: dx=15mm, dy=15mm
Maximum value of SAR (measured) = 0.019 mW/g

Low Channel 128/Zoom Scan (7x7x7) (7x7x7)/Cube 0: Measurement grid: dx=5mm, dy=5mm, dz=5mm
Reference Value = 4.58 V/m
Peak SAR (extrapolated) = 0.024 W/kg
SAR(1 g) = 0.019 mW/g; SAR(10 g) = 0.014 mW/g
Maximum value of SAR (measured) = 0.020 mW/g

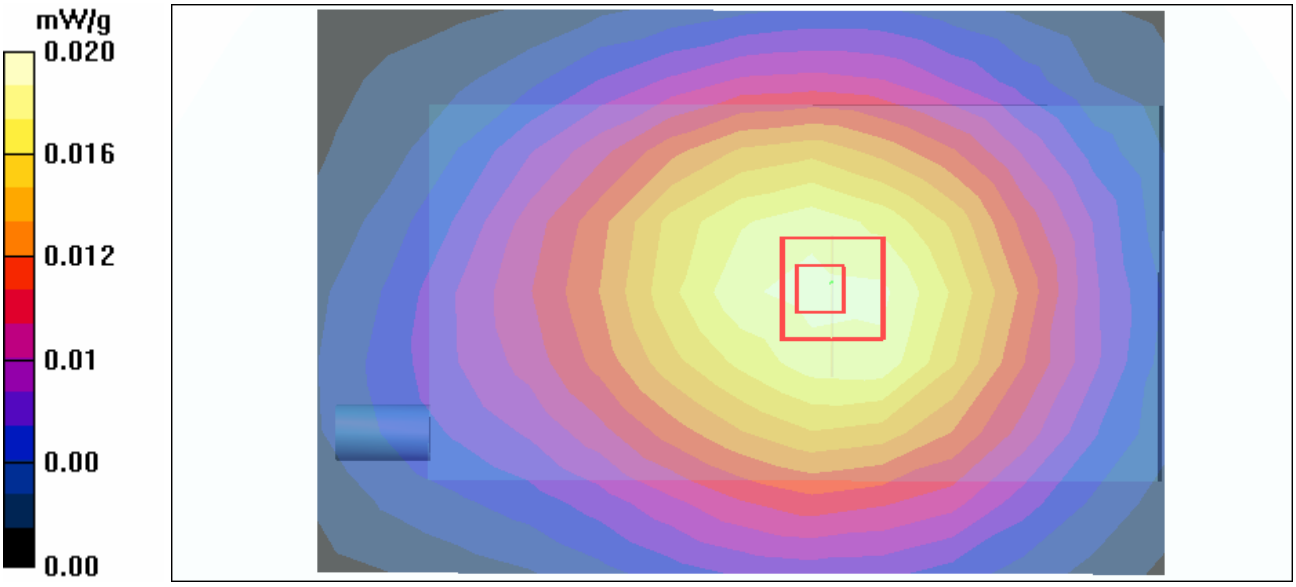

Date/Time: 2005/10/14 00:03:06

Test Laboratory: Advance Data Technology

Body Worn-E-GPRS850-Ch190-Keypad Up-Mode 10

DUT: EDA-Enterprise Digital Assistant ; Type: MC7004 ; Test Frequency: 836.6 MHz

Communication System: PCS 850 ; Frequency: 836.6 MHz ; Duty Cycle: 1:8.3
Medium: MSL835 Medium parameters used: f = 836.6 MHz; σ = 0.98 mho/m; ε_r = 55.8; ρ = 1000 kg/m^3 ; Liquid Level : 150mm
Phantom section: Flat Section ; DUT test position : Body ; Modulation Type: 8PSK / UL 1 time slot
Separation Distance : 0 mm (The front side of the EUT to the Phantom)
Antenna Type : External Antenna ; Air Temp. : 23.1 degrees ; Liquid Temp. : 22.2 degrees

DASY4 Configuration:
- Probe: ET3DV6 - SN1790 ; ConvF(6.65, 6.65, 6.65) ; Calibrated: 2004/12/20
- Sensor-Surface: 4mm (Mechanical Surface Detection)
- Electronics: DAE3 Sn579 ; Calibrated: 2005/3/23
- Phantom: SAM 12 ; Type: SAM V4.0; Serial: TP 1202
- Measurement SW: DASY4, V4.5 Build 19 ; Postprocessing SW: SEMCAD, V1.8 Build 146

Mid Channel 190/Area Scan (9x13x1): Measurement grid: dx=15mm, dy=15mm
Maximum value of SAR (measured) = 0.021 mW/g

Mid Channel 190/Zoom Scan (7x7x7) (7x7x7)/Cube 0: Measurement grid: dx=5mm, dy=5mm, dz=5mm
Reference Value = 4.61 V/m
Peak SAR (extrapolated) = 0.025 W/kg
SAR(1 g) = 0.019 mW/g; SAR(10 g) = 0.015 mW/g
Maximum value of SAR (measured) = 0.022 mW/g

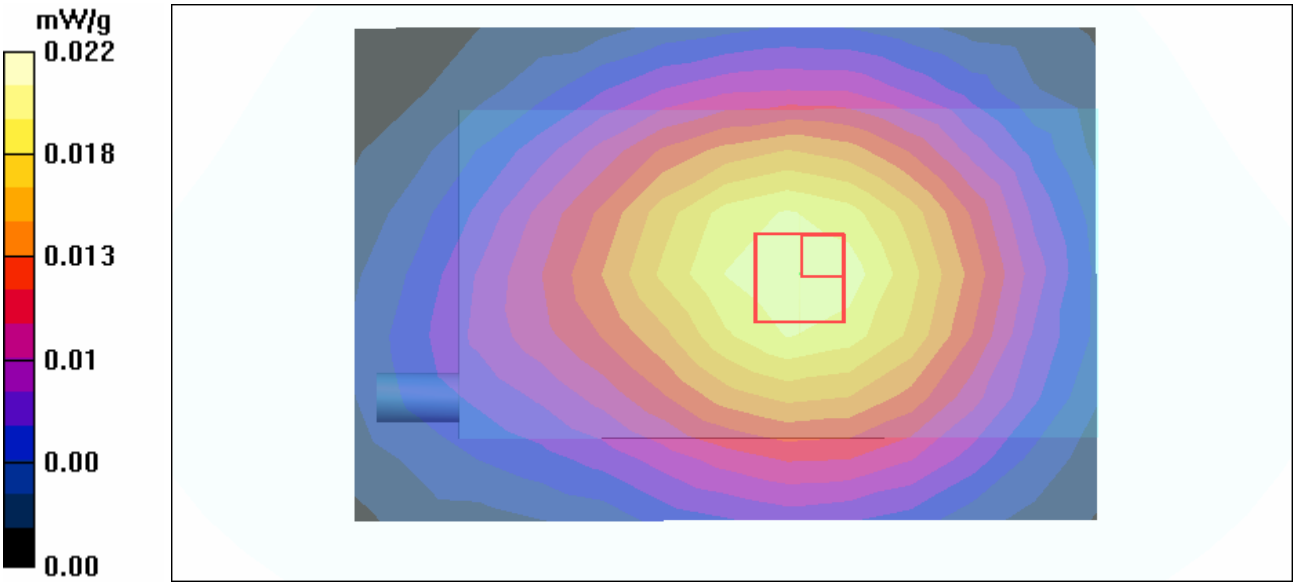

Date/Time: 2005/10/13 22:39:44

Test Laboratory: Advance Data Technology

Body Worn-E-GPRS850-Ch251-Keypad Up-Mode 10

DUT: EDA-Enterprise Digital Assistant ; Type: MC7004 ; Test Frequency: 848.8 MHz

Communication System: PCS 850 ; Frequency: 848.8 MHz ; Duty Cycle: 1:8.3
Medium: MSL835 Medium parameters used: f = 848.8 MHz; σ = 0.99 mho/m; ε_r = 55.7; ρ = 1000 kg/m^3 ; Liquid Level : 150mm
Phantom section: Flat Section ; DUT test position : Body ; Modulation Type: 8PSK / UL 1 time slot
Separation Distance : 0 mm (The front side of the EUT to the Phantom)
Antenna Type : External Antenna ; Air Temp. : 23.1 degrees ; Liquid Temp. : 22.2 degrees

DASY4 Configuration:
- Probe: ET3DV6 - SN1790 ; ConvF(6.65, 6.65, 6.65) ; Calibrated: 2004/12/20
- Sensor-Surface: 4mm (Mechanical Surface Detection)
- Electronics: DAE3 Sn579 ; Calibrated: 2005/3/23
- Phantom: SAM 12 ; Type: SAM V4.0; Serial: TP 1202
- Measurement SW: DASY4, V4.5 Build 19 ; Postprocessing SW: SEMCAD, V1.8 Build 146

High Channel 251/Area Scan (9x13x1): Measurement grid: dx=15mm, dy=15mm
Maximum value of SAR (measured) = 0.023 mW/g

High Channel 251/Zoom Scan (7x7x7) (7x7x7)/Cube 0: Measurement grid: dx=5mm, dy=5mm, dz=5mm
Reference Value = 4.83 V/m
Peak SAR (extrapolated) = 0.028 W/kg
SAR(1 g) = 0.021 mW/g; SAR(10 g) = 0.016 mW/g

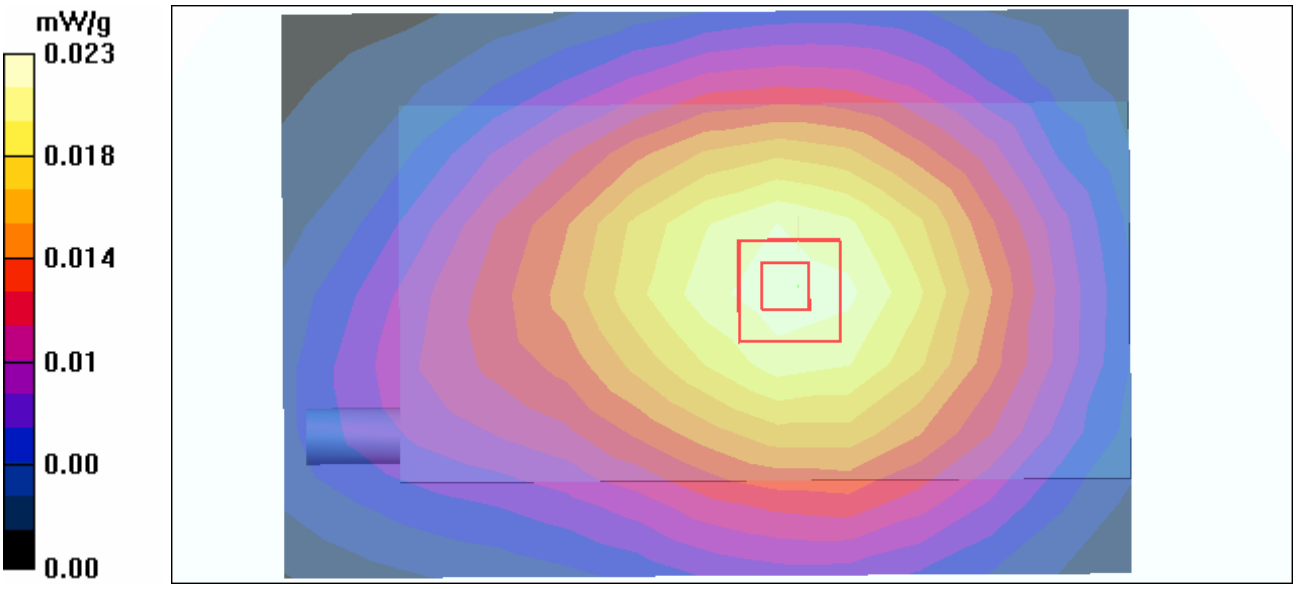

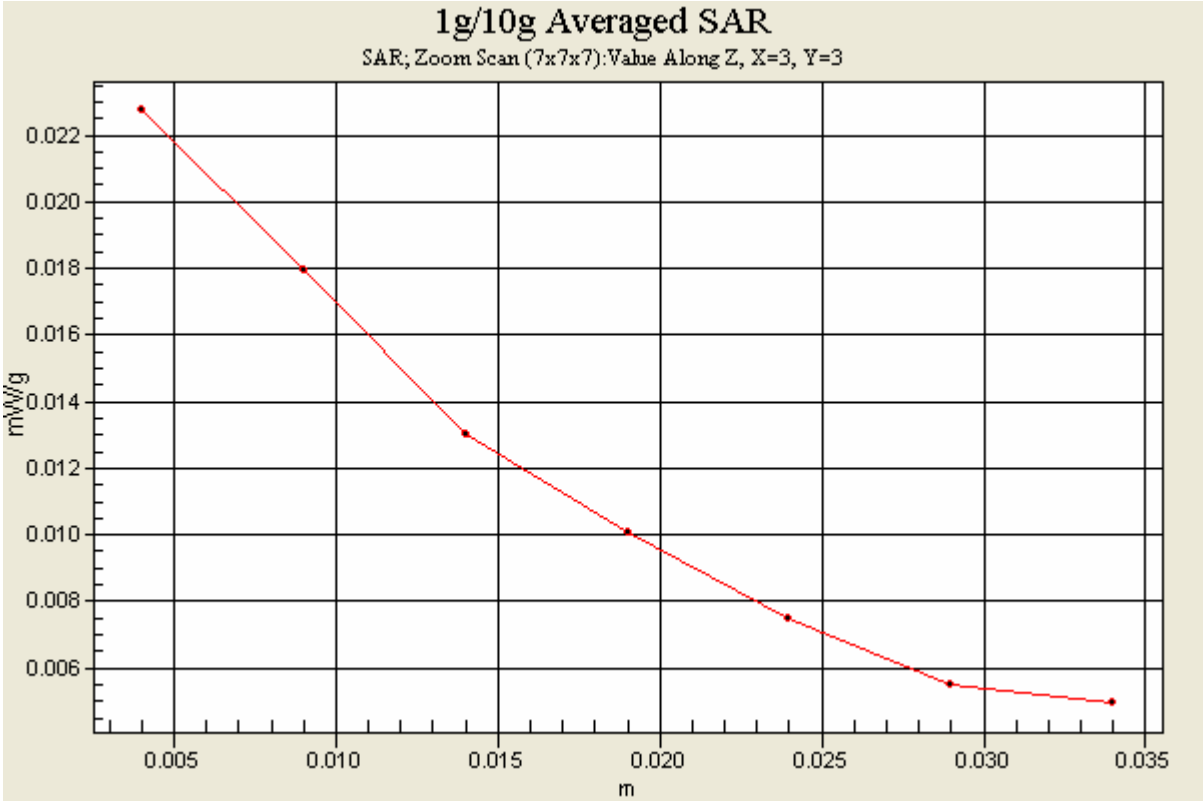
1g/10g Averaged SAR
SAR; Zoom Scan (7x7x7):Value Along Z, X=3, Y=3
mW/g
0.022
0.020
0.018
0.016
0.014
0.012
0.010
0.008
0.006
0.005
0.010
0.015
0.020
0.025
0.030
0.035
m

Date/Time: 2005/10/14 10:32:23

Test Laboratory: Advance Data Technology

Right Head-Cheek-PCS1900-Ch512-Mode 11

DUT: EDA-Enterprise Digital Assistant ; Type: MC7004 ; Test Frequency: 1850.2 MHz

Communication System: PCS 1900 ; Frequency: 1850.2 MHz ; Duty Cycle: 1:8.3
Phantom: SAM 12 Medium parameters used: f = 1850.2 MHz; σ = 1.35 mho/m; ε_r = 39.5; ρ = 1000 kg/m^3 ; Liquid level: 155mm
Phantom section: Right Section ; DUT test position : Cheek ; Modulation type: GMSK
Antenna type : External Antenna ; Air temp. : 22.5 degrees ; Liquid temp. : 21.3 degrees

DASY4 Configuration:
- Probe: ET3DV6 - SN1790; ConvF(5.26, 5.26, 5.26) ; Calibrated: 2004/12/20
- Sensor-Surface: 4mm (Mechanical Surface Detection)
- Electronics: DAE3 Sn579; Calibrated: 2005/3/23
- Phantom: SAM 12; Type: SAM V4.0; Serial: TP 1202
- Measurement SW: DASY4, V4.5 Build 19; Postprocessing SW: SEMCAD, V1.8 Build 146

Touch position - Low Channel 512/Area Scan (8x13x1): Measurement grid: dx=15mm, dy=15mm
Maximum value of SAR (measured) = 0.283 mW/g

Touch position - Low Channel 512/Zoom Scan (7x7x7) (7x7x7)/Cube 0: Measurement grid: dx=5mm, dy=5mm, dz=5mm
Reference Value = 13.1 V/m
Peak SAR (extrapolated) = 0.457 W/kg
SAR(1 g) = 0.277 mW/g; SAR(10 g) = 0.160 mW/g
Maximum value of SAR (measured) = 0.300 mW/g

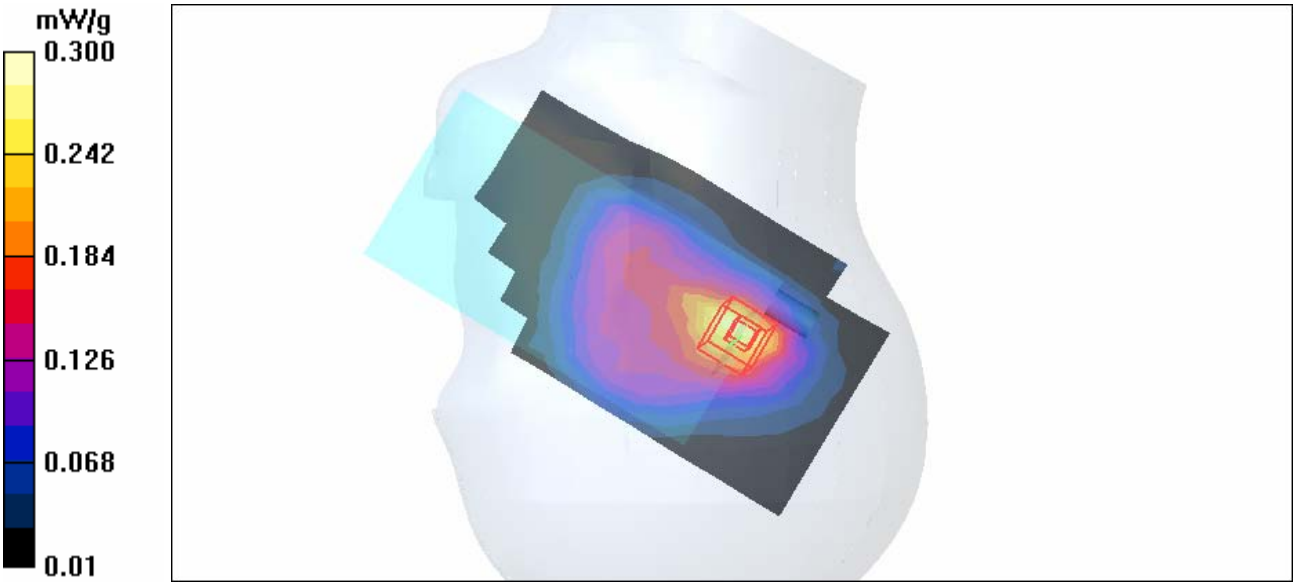

Date/Time: 2005/10/14 10:57:36

Test Laboratory: Advance Data Technology

Right Head-Cheek-PCS1900-Ch661-Mode 11

DUT: EDA-Enterprise Digital Assistant ; Type: MC7004 ; Test Frequency: 1880 MHz

Communication System: PCS 1900 ; Frequency: 1880 MHz ; Duty Cycle: 1:8.3
Phantom: SAM 12 Medium parameters used: f = 1880 MHz; σ = 1.38 mho/m; ε_r = 39.3; ρ = 1000 kg/m^3 ;
Liquid level: 155mm
Phantom section: Right Section ; DUT test position : Cheek ; Modulation type: GMSK
Antenna type : External Antenna ; Air temp. : 22.5 degrees ; Liquid temp. : 21.3 degrees

DASY4 Configuration:
- Probe: ET3DV6 - SN1790; ConvF(5.26, 5.26, 5.26) ; Calibrated: 2004/12/20
- Sensor-Surface: 4mm (Mechanical Surface Detection)
- Electronics: DAE3 Sn579; Calibrated: 2005/3/23
- Phantom: SAM 12; Type: SAM V4.0; Serial: TP 1202
- Measurement SW: DASY4, V4.5 Build 19; Postprocessing SW: SEMCAD, V1.8 Build 146

Touch position - Mid Channel 661/Area Scan (8x13x1): Measurement grid: dx=15mm, dy=15mm
Maximum value of SAR (measured) = 0.289 mW/g

Touch position - Mid Channel 661/Zoom Scan (7x7x7) (7x7x7)/Cube 0: Measurement grid: dx=5mm, dy=5mm, dz=5mm
Reference Value = 12.6 V/m
Peak SAR (extrapolated) = 0.476 W/kg
SAR(1 g) = 0.284 mW/g; SAR(10 g) = 0.164 mW/g
Maximum value of SAR (measured) = 0.311 mW/g

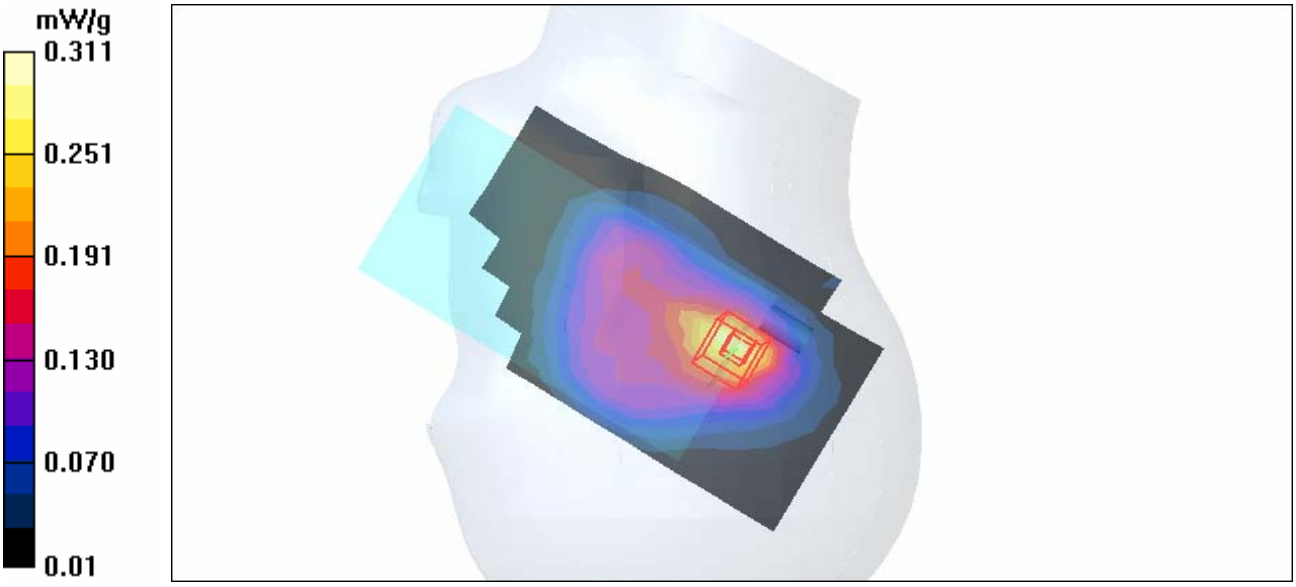

Date/Time: 2005/10/14 11:23:14

Test Laboratory: Advance Data Technology

Right Head-Cheek-PCS1900-Ch810-Mode 11

DUT: EDA-Enterprise Digital Assistant ; Type: MC7004 ; Test Frequency: 1909.8 MHz

Communication System: PCS 1900 ; Frequency: 1909.8 MHz ; Duty Cycle: 1:8.3
Phantom: SAM 12 Medium parameters used: f = 1909.8 MHz; σ = 1.41 mho/m; ε_r = 39.2; ρ = 1000 kg/m^3 ; Liquid level: 155mm
Phantom section: Right Section ; DUT test position : Cheek ; Modulation type: GMSK
Antenna type : External Antenna ; Air temp. : 22.5 degrees ; Liquid temp. : 21.3 degrees

DASY4 Configuration:
- Probe: ET3DV6 - SN1790; ConvF(5.26, 5.26, 5.26) ; Calibrated: 2004/12/20
- Sensor-Surface: 4mm (Mechanical Surface Detection)
- Electronics: DAE3 Sn579; Calibrated: 2005/3/23
- Phantom: SAM 12; Type: SAM V4.0; Serial: TP 1202
- Measurement SW: DASY4, V4.5 Build 19; Postprocessing SW: SEMCAD, V1.8 Build 146

Touch position - High Channel 810/Area Scan (8x13x1): Measurement grid: dx=15mm, dy=15mm
Maximum value of SAR (measured) = 0.263 mW/g

Touch position - High Channel 810/Zoom Scan (7x7x7) (7x7x7)/Cube 0: Measurement grid: dx=5mm, dy=5mm, dz=5mm
Reference Value = 11.7 V/m
Peak SAR (extrapolated) = 0.425 W/kg
SAR(1 g) = 0.255 mW/g; SAR(10 g) = 0.148 mW/g
Maximum value of SAR (measured) = 0.276 mW/g

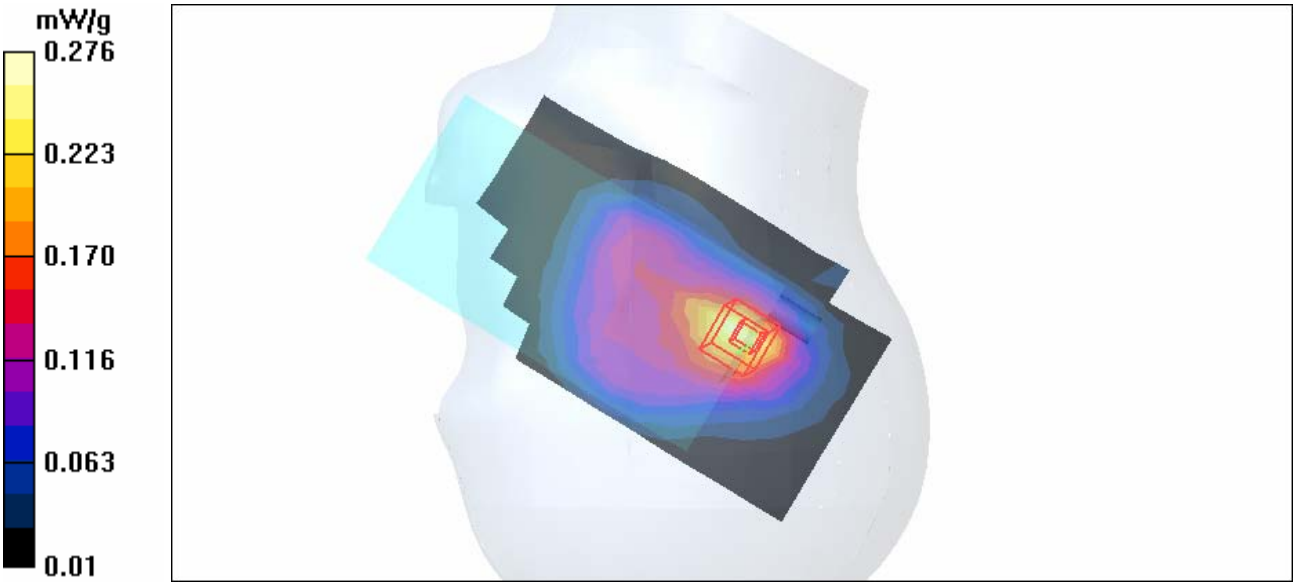

Date/Time: 2005/10/14 11:52:44

Test Laboratory: Advance Data Technology

Right Head-Tilt-PCS1900-Ch512-Mode 12

DUT: EDA-Enterprise Digital Assistant ; Type: MC7004 ; Test Frequency: 1850.2 MHz

Communication System: PCS 1900 ; Frequency: 1850.2 MHz; Duty Cycle: 1:8.3
Medium: HSL1900 Medium parameters used: f = 1850.2 MHz; σ = 1.35 mho/m; ε_r = 39.5; ρ = 1000 kg/m^3 ; Liquid level: 155 mm
Phantom section: Right Section ; DUT test position : Tilt ; Modulation type: GMSK
Antenna type : External Antenna ; Air temp. : 22.5 degrees ; Liquid temp. : 21.3 degrees

DASY4 Configuration:
- Probe: ET3DV6 - SN1790 ; ConvF(5.26, 5.26, 5.26) ; Calibrated: 2004/12/20
- Sensor-Surface: 4mm (Mechanical Surface Detection)
- Electronics: DAE3 Sn579; Calibrated: 2005/3/23
- Phantom: SAM 12; Type: SAM V4.0; Serial: TP 1202
- Measurement SW: DASY4, V4.5 Build 19; Postprocessing SW: SEMCAD, V1.8 Build 146

Tilt position - Low Channel 512/Area Scan (8x13x1): Measurement grid: dx=15mm, dy=15mm
Maximum value of SAR (measured) = 0.358 mW/g

Tilt position - Low Channel 512/Zoom Scan (7x7x7) (7x7x7)/Cube 0: Measurement grid: dx=5mm, dy=5mm, dz=5mm
Reference Value = 13.5 V/m
Peak SAR (extrapolated) = 0.588 W/kg
SAR(1 g) = 0.356 mW/g; SAR(10 g) = 0.201 mW/g
Maximum value of SAR (measured) = 0.392 mW/g



Date/Time: 2005/10/14 12:18:01

Test Laboratory: Advance Data Technology

Right Head-Tilt-PCS1900-Ch661-Mode 12

DUT: EDA-Enterprise Digital Assistant ; Type: MC7004 ; Test Frequency: 1880 MHz

Communication System: PCS 1900 ; Frequency: 1880 MHz; Duty Cycle: 1:8.3
Medium: HSL1900 Medium parameters used: f = 1880 MHz; σ = 1.38 mho/m; ε_r = 39.3; ρ = 1000 kg/m^3 ;
Liquid level: 155 mm
Phantom section: Right Section ; DUT test position : Tilt ; Modulation type: GMSK
Antenna type : External Antenna ; Air temp. : 22.5 degrees ; Liquid temp. : 21.3 degrees

DASY4 Configuration:
- Probe: ET3DV6 - SN1790 ; ConvF(5.26, 5.26, 5.26) ; Calibrated: 2004/12/20
- Sensor-Surface: 4mm (Mechanical Surface Detection)
- Electronics: DAE3 Sn579; Calibrated: 2005/3/23
- Phantom: SAM 12; Type: SAM V4.0; Serial: TP 1202
- Measurement SW: DASY4, V4.5 Build 19; Postprocessing SW: SEMCAD, V1.8 Build 146

Tilt position - Mid Channel 661/Area Scan (8x13x1): Measurement grid: dx=15mm, dy=15mm
Maximum value of SAR (measured) = 0.352 mW/g

Tilt position - Mid Channel 661/Zoom Scan (7x7x7) (7x7x7)/Cube 0: Measurement grid: dx=5mm, dy=5mm, dz=5mm
Reference Value = 13.0 V/m
Peak SAR (extrapolated) = 0.601 W/kg
SAR(1 g) = 0.354 mW/g; SAR(10 g) = 0.199 mW/g
Maximum value of SAR (measured) = 0.387 mW/g



Date/Time: 2005/10/14 12:43:22

Test Laboratory: Advance Data Technology

Right Head-Tilt-PCS1900-Ch810-Mode 12

DUT: EDA-Enterprise Digital Assistant ; Type: MC7004 ; Test Frequency: 1909.8 MHz

Communication System: PCS 1900 ; Frequency: 1909.8 MHz; Duty Cycle: 1:8.3
Medium: HSL1900 Medium parameters used: f = 1909.8 MHz; σ = 1.41 mho/m; ε_r = 39.2; ρ = 1000 kg/m^3 ; Liquid level: 155 mm
Phantom section: Right Section ; DUT test position : Tilt ; Modulation type: GMSK
Antenna type : External Antenna ; Air temp. : 22.5 degrees ; Liquid temp. : 21.3 degrees

DASY4 Configuration:
- Probe: ET3DV6 - SN1790 ; ConvF(5.26, 5.26, 5.26) ; Calibrated: 2004/12/20
- Sensor-Surface: 4mm (Mechanical Surface Detection)
- Electronics: DAE3 Sn579; Calibrated: 2005/3/23
- Phantom: SAM 12; Type: SAM V4.0; Serial: TP 1202
- Measurement SW: DASY4, V4.5 Build 19; Postprocessing SW: SEMCAD, V1.8 Build 146

Tilt position - High Channel 810/Area Scan (8x13x1): Measurement grid: dx=15mm, dy=15mm
Maximum value of SAR (measured) = 0.321 mW/g

Tilt position - High Channel 810/Zoom Scan (7x7x7) (7x7x7)/Cube 0: Measurement grid: dx=5mm, dy=5mm, dz=5mm
Reference Value = 12.1 V/m
Peak SAR (extrapolated) = 0.559 W/kg
SAR(1 g) = 0.321 mW/g; SAR(10 g) = 0.179 mW/g
Maximum value of SAR (measured) = 0.349 mW/g

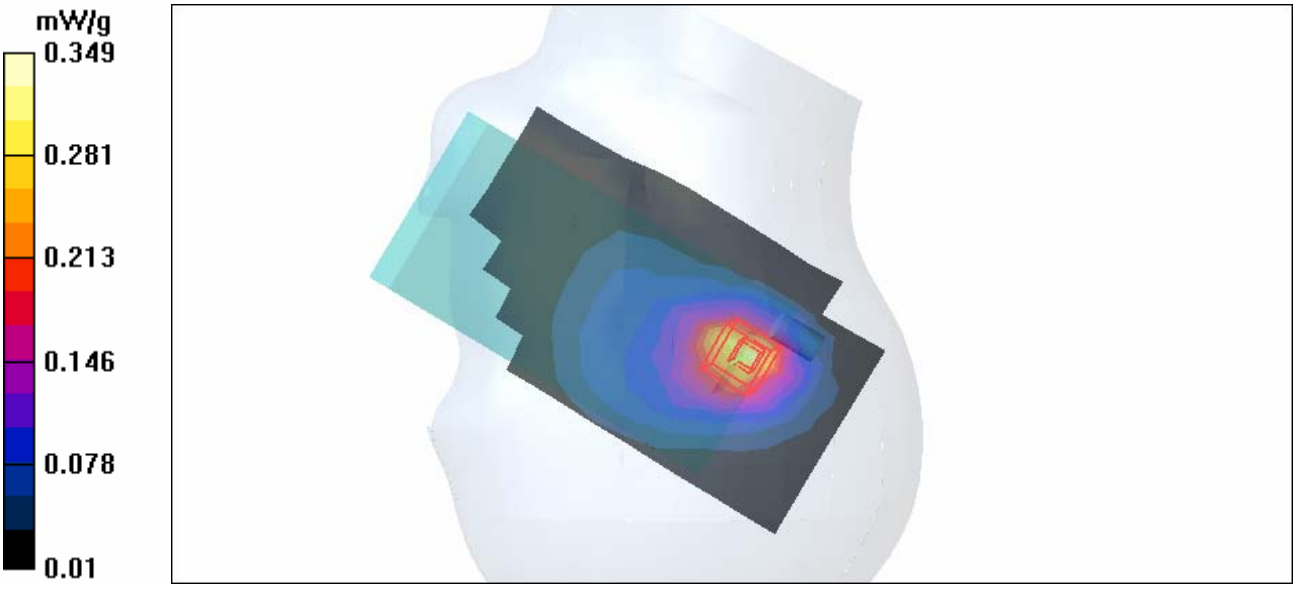

Date/Time: 2005/10/14 13:17:07

Test Laboratory: Advance Data Technology

Left Head-Cheek-PCS1900-Ch512-Mode 13

DUT: EDA-Enterprise Digital Assistant ; Type: MC7004 ; Test Frequency: 1850.2 MHz

Communication System: PCS 1900 ; Frequency: 1850.2 MHz ; Duty Cycle: 1:8.3
Phantom: SAM 12 Medium parameters used: f = 1850.2 MHz; σ = 1.35 mho/m; ε_r = 39.5; ρ = 1000 kg/m^3 ; Liquid level: 155mm
Phantom section: Left Section ; DUT test position : Cheek ; Modulation type: GMSK
Antenna type : External Antenna ; Air temp. : 22.5 degrees ; Liquid temp. : 21.3 degrees

DASY4 Configuration:
- Probe: ET3DV6 - SN1790; ConvF(5.26, 5.26, 5.26) ; Calibrated: 2004/12/20
- Sensor-Surface: 4mm (Mechanical Surface Detection)
- Electronics: DAE3 Sn579; Calibrated: 2005/3/23
- Phantom: SAM 12; Type: SAM V4.0; Serial: TP 1202
- Measurement SW: DASY4, V4.5 Build 19; Postprocessing SW: SEMCAD, V1.8 Build 146

Touch position - Low Channel 512/Area Scan (8x13x1): Measurement grid: dx=15mm, dy=15mm
Maximum value of SAR (measured) = 0.452 mW/g

Touch position - Low Channel 512/Zoom Scan (7x7x7) (7x7x7)/Cube 0: Measurement grid: dx=5mm, dy=5mm, dz=5mm
Reference Value = 13.3 V/m
Peak SAR (extrapolated) = 0.742 W/kg
SAR(1 g) = 0.427 mW/g; SAR(10 g) = 0.242 mW/g
Maximum value of SAR (measured) = 0.472 mW/g



Date/Time: 2005/10/14 13:40:08

Test Laboratory: Advance Data Technology

Left Head-Cheek-PCS1900-Ch661-Mode 13

DUT: EDA-Enterprise Digital Assistant ; Type: MC7004 ; Test Frequency: 1880 MHz

Communication System: PCS 1900 ; Frequency: 1880 MHz ; Duty Cycle: 1:8.3
Phantom: SAM 12 Medium parameters used: f = 1880 MHz; σ = 1.38 mho/m; ε_r = 39.3; ρ = 1000 kg/m^3 ;
Liquid level: 155mm
Phantom section: Left Section ; DUT test position : Cheek ; Modulation type: GMSK
Antenna type : External Antenna ; Air temp. : 22.5 degrees ; Liquid temp. : 21.3 degrees

DASY4 Configuration:
- Probe: ET3DV6 - SN1790; ConvF(5.26, 5.26, 5.26) ; Calibrated: 2004/12/20
- Sensor-Surface: 4mm (Mechanical Surface Detection)
- Electronics: DAE3 Sn579; Calibrated: 2005/3/23
- Phantom: SAM 12; Type: SAM V4.0; Serial: TP 1202
- Measurement SW: DASY4, V4.5 Build 19; Postprocessing SW: SEMCAD, V1.8 Build 146

Touch position - Mid Channel 661/Area Scan (8x13x1): Measurement grid: dx=15mm, dy=15mm
Maximum value of SAR (measured) = 0.432 mW/g

Touch position - Mid Channel 661/Zoom Scan (7x7x7) (7x7x7)/Cube 0: Measurement grid: dx=5mm, dy=5mm, dz=5mm
Reference Value = 12.4 V/m
Peak SAR (extrapolated) = 0.733 W/kg
SAR(1 g) = 0.416 mW/g; SAR(10 g) = 0.238 mW/g
Maximum value of SAR (measured) = 0.462 mW/g

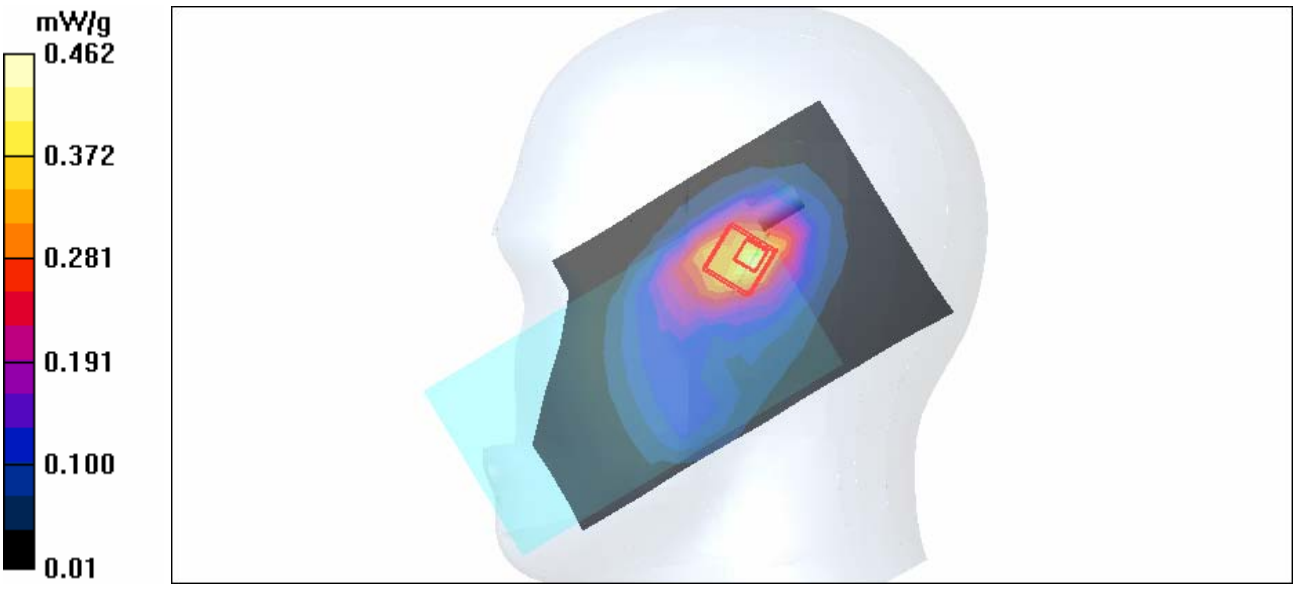

Date/Time: 2005/10/14 14:03:05

Test Laboratory: Advance Data Technology

Left Head-Cheek-PCS1900-Ch810-Mode 13

DUT: EDA-Enterprise Digital Assistant ; Type: MC7004 ; Test Frequency: 1909.8 MHz

Communication System: PCS 1900 ; Frequency: 1909.8 MHz ; Duty Cycle: 1:8.3
Phantom: SAM 12 Medium parameters used: f = 1909.8 MHz; σ = 1.41 mho/m; ε_r = 39.2; ρ = 1000 kg/m^3 ; Liquid level: 155mm
Phantom section: Left Section ; DUT test position : Cheek ; Modulation type: GMSK
Antenna type : External Antenna ; Air temp. : 22.5 degrees ; Liquid temp. : 21.3 degrees

DASY4 Configuration:
- Probe: ET3DV6 - SN1790; ConvF(5.26, 5.26, 5.26) ; Calibrated: 2004/12/20
- Sensor-Surface: 4mm (Mechanical Surface Detection)
- Electronics: DAE3 Sn579; Calibrated: 2005/3/23
- Phantom: SAM 12; Type: SAM V4.0; Serial: TP 1202
- Measurement SW: DASY4, V4.5 Build 19; Postprocessing SW: SEMCAD, V1.8 Build 146

Touch position - High Channel 810/Area Scan (8x13x1): Measurement grid: dx=15mm, dy=15mm
Maximum value of SAR (measured) = 0.391 mW/g

Touch position - High Channel 810/Zoom Scan (7x7x7) (7x7x7)/Cube 0: Measurement grid: dx=5mm, dy=5mm, dz=5mm
Reference Value = 11.6 V/m
Peak SAR (extrapolated) = 0.667 W/kg
SAR(1 g) = 0.378 mW/g; SAR(10 g) = 0.217 mW/g
Maximum value of SAR (measured) = 0.416 mW/g

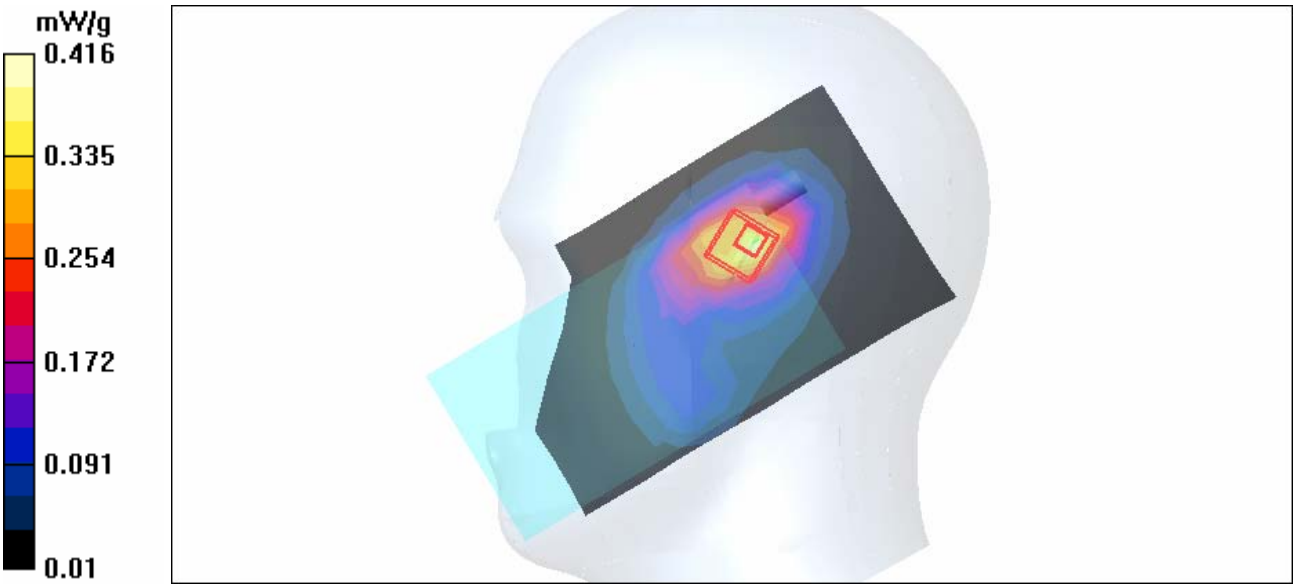

Date/Time: 2005/10/14 14:28:54

Test Laboratory: Advance Data Technology

Left Head-Tilt-PCS1900-Ch512-Mode 14

DUT: EDA-Enterprise Digital Assistant ; Type: MC7004 ; Test Frequency: 1850.2 MHz

Communication System: PCS 1900 ; Frequency: 1850.2 MHz; Duty Cycle: 1:8.3
Medium: HSL1900 Medium parameters used: f = 1850.2 MHz; σ = 1.35 mho/m; ε_r = 39.5; ρ = 1000 kg/m^3 ; Liquid level: 155 mm
Phantom section: Left Section ; DUT test position : Tilt ; Modulation type: GMSK
Antenna type : External Antenna ; Air temp. : 22.5 degrees ; Liquid temp. : 21.3 degrees

DASY4 Configuration:
- Probe: ET3DV6 - SN1790 ; ConvF(5.26, 5.26, 5.26) ; Calibrated: 2004/12/20
- Sensor-Surface: 4mm (Mechanical Surface Detection)
- Electronics: DAE3 Sn579; Calibrated: 2005/3/23
- Phantom: SAM 12; Type: SAM V4.0; Serial: TP 1202
- Measurement SW: DASY4, V4.5 Build 19; Postprocessing SW: SEMCAD, V1.8 Build 146

Tilt position - Low Channel 512/Area Scan (8x13x1): Measurement grid: dx=15mm, dy=15mm
Maximum value of SAR (measured) = 0.453 mW/g

Tilt position - Low Channel 512/Zoom Scan (7x7x7) (7x7x7)/Cube 0: Measurement grid: dx=5mm, dy=5mm, dz=5mm
Reference Value = 12.8 V/m
Peak SAR (extrapolated) = 0.806 W/kg
SAR(1 g) = 0.457 mW/g; SAR(10 g) = 0.247 mW/g
Maximum value of SAR (measured) = 0.509 mW/g



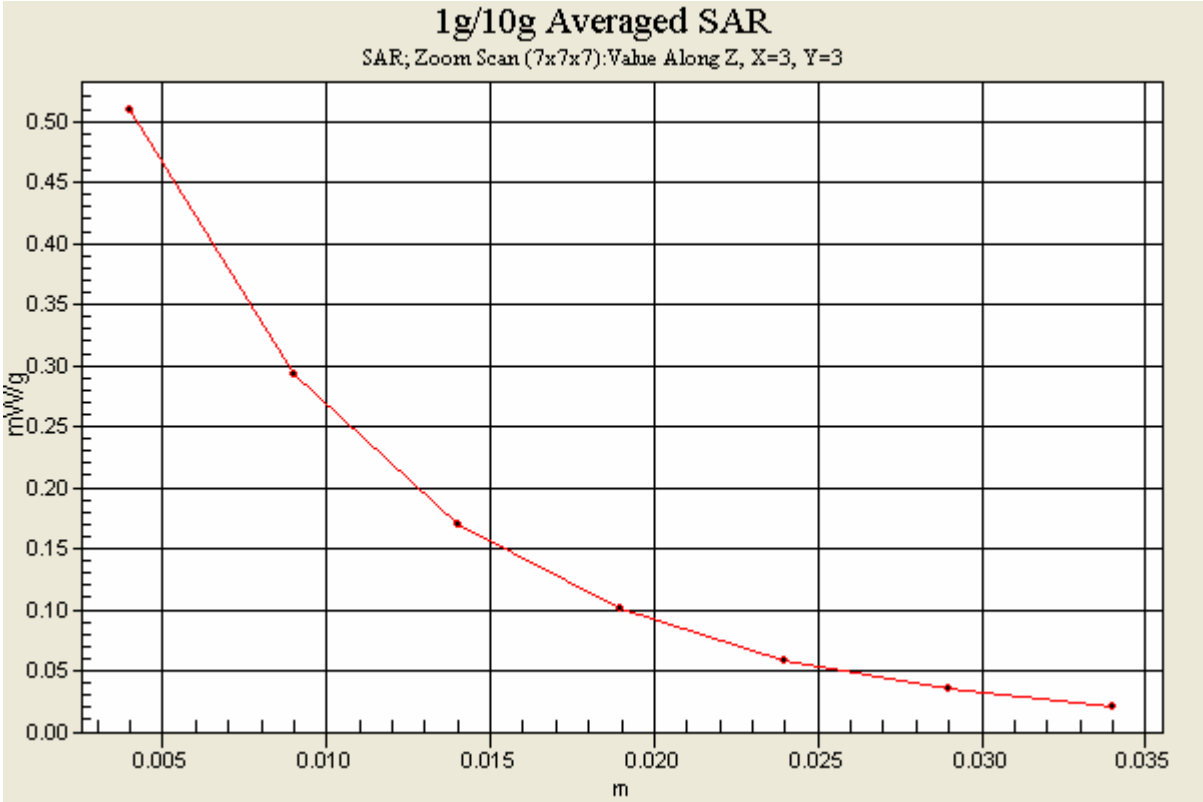
1g/10g Averaged SAR
SAR; Zoom Scan (7x7x7):Value Along Z, X=3, Y=3
mW/g
0.50
0.45
0.40
0.35
0.30
0.25
0.20
0.15
0.10
0.05
0.00
0.005
0.010
0.015
0.020
0.025
0.030
0.035
m

Date/Time: 2005/10/14 14:52:11

Test Laboratory: Advance Data Technology

Left Head-Tilt-PCS1900-Ch661-Mode 14

DUT: EDA-Enterprise Digital Assistant ; Type: MC7004 ; Test Frequency: 1880 MHz

Communication System: PCS 1900 ; Frequency: 1880 MHz; Duty Cycle: 1:8.3
Medium: HSL1900 Medium parameters used: f = 1880 MHz; σ = 1.38 mho/m; ε_r = 39.3; ρ = 1000 kg/m^3 ;
Liquid level: 155 mm
Phantom section: Left Section ; DUT test position : Tilt ; Modulation type: GMSK
Antenna type : External Antenna ; Air temp. : 22.5 degrees ; Liquid temp. : 21.3 degrees

DASY4 Configuration:
- Probe: ET3DV6 - SN1790 ; ConvF(5.26, 5.26, 5.26) ; Calibrated: 2004/12/20
- Sensor-Surface: 4mm (Mechanical Surface Detection)
- Electronics: DAE3 Sn579; Calibrated: 2005/3/23
- Phantom: SAM 12; Type: SAM V4.0; Serial: TP 1202
- Measurement SW: DASY4, V4.5 Build 19; Postprocessing SW: SEMCAD, V1.8 Build 146

Tilt position - Mid Channel 661/Area Scan (8x13x1): Measurement grid: dx=15mm, dy=15mm
Maximum value of SAR (measured) = 0.423 mW/g

Tilt position - Mid Channel 661/Zoom Scan (7x7x7) (7x7x7)/Cube 0: Measurement grid: dx=5mm, dy=5mm, dz=5mm
Reference Value = 12.2 V/m
Peak SAR (extrapolated) = 0.766 W/kg
SAR(1 g) = 0.431 mW/g; SAR(10 g) = 0.232 mW/g
Maximum value of SAR (measured) = 0.483 mW/g



Date/Time: 2005/10/14 15:28:45

Test Laboratory: Advance Data Technology

Left Head-Tilt-PCS1900-Ch810-Mode 14

DUT: EDA-Enterprise Digital Assistant ; Type: MC7004 ; Test Frequency: 1909.8 MHz

Communication System: PCS 1900 ; Frequency: 1909.8 MHz; Duty Cycle: 1:8.3
Medium: HSL1900 Medium parameters used: f = 1909.8 MHz; σ = 1.41 mho/m; ε_r = 39.2; ρ = 1000 kg/m^3 ; Liquid level: 155 mm
Phantom section: Left Section ; DUT test position : Tilt ; Modulation type: GMSK
Antenna type : External Antenna ; Air temp. : 22.5 degrees ; Liquid temp. : 21.3 degrees

DASY4 Configuration:
- Probe: ET3DV6 - SN1790 ; ConvF(5.26, 5.26, 5.26) ; Calibrated: 2004/12/20
- Sensor-Surface: 4mm (Mechanical Surface Detection)
- Electronics: DAE3 Sn579; Calibrated: 2005/3/23
- Phantom: SAM 12; Type: SAM V4.0; Serial: TP 1202
- Measurement SW: DASY4, V4.5 Build 19; Postprocessing SW: SEMCAD, V1.8 Build 146

Tilt position - High Channel 810/Area Scan (8x13x1): Measurement grid: dx=15mm, dy=15mm
Maximum value of SAR (measured) = 0.372 mW/g

Tilt position - High Channel 810/Zoom Scan (7x7x7) (7x7x7)/Cube 0: Measurement grid: dx=5mm, dy=5mm, dz=5mm
Reference Value = 11.5 V/m
Peak SAR (extrapolated) = 0.684 W/kg
SAR(1 g) = 0.383 mW/g; SAR(10 g) = 0.207 mW/g
Maximum value of SAR (measured) = 0.423 mW/g



Date/Time: 2005/10/14 17:34:49

Test Laboratory: Advance Data Technology

Body Worn-GPRS1900-Ch512-Keypad Up-Mode 15

DUT: EDA-Enterprise Digital Assistant ; Type: MC7004 ; Test Frequency: 1850.2 MHz

Communication System: PCS 1900 ; Frequency: 1850.2 MHz ; Duty Cycle: 1:8.3

Medium: MSL1900 Medium parameters used: f = 1850.2 MHz; σ = 1.49 mho/m; ε_r = 52.4; ρ = 1000 kg/m^3 ; Liquid Level : 152m

Phantom section: Flat Section ; DUT test position : Body ; Modulation Type: GMSK / UL 1 time slot

Separation Distance : 0 mm (The front side of the EUT to the Phantom)

Antenna Type : External Antenna ; Air Temp. : 22.3degrees ; Liquid Temp. : 21.6degrees

DASY4 Configuration:

- Probe: ET3DV6 - SN1790 ; ConvF(4.71, 4.71, 4.71) ; Calibrated: 2004/12/20
- Sensor-Surface: 4mm (Mechanical Surface Detection)
- Electronics: DAE3 Sn579 ; Calibrated: 2005/3/23
- Phantom: SAM 12 ; Type: SAM V4.0; Serial: TP 1202
- Measurement SW: DASY4, V4.5 Build 19 ; Postprocessing SW: SEMCAD, V1.8 Build 146

Low Channel 512/Area Scan (9x13x1): Measurement grid: dx=15mm, dy=15mm

Maximum value of SAR (measured) = 0.077 mW/g

Low Channel 512/Zoom Scan (7x7x7) (7x7x7)/Cube 0: Measurement grid: dx=5mm, dy=5mm, dz=5mm

Reference Value = 6.71 V/m

Peak SAR (extrapolated) = 0.108 W/kg

SAR(1 g) = 0.072 mW/g; SAR(10 g) = 0.045 mW/g

Maximum value of SAR (measured) = 0.078 mW/g

Low Channel 512/Zoom Scan (7x7x7) (7x7x7)/Cube 1: Measurement grid: dx=5mm, dy=5mm, dz=5mm

Reference Value = 6.71 V/m

Peak SAR (extrapolated) = 0.074 W/kg

SAR(1 g) = 0.054 mW/g; SAR(10 g) = 0.036 mW/g

Maximum value of SAR (measured) = 0.058 mW/g

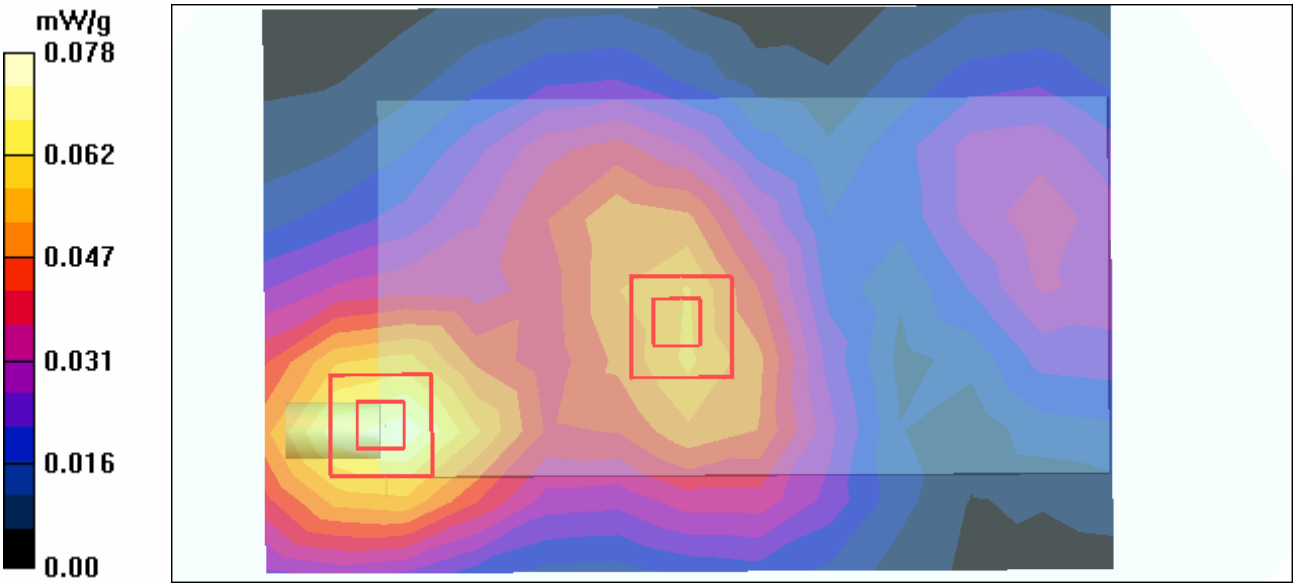

Date/Time: 2005/10/14 18:10:36

Test Laboratory: Advance Data Technology

Body Worn-GPRS1900-Ch512-Keypad Up-Mode 16

DUT: EDA-Enterprise Digital Assistant ; Type: MC7004 ; Test Frequency: 1850.2 MHz

Communication System: PCS 1900 ; Frequency: 1850.2 MHz ; Duty Cycle: 1:4

Medium: MSL1900 Medium parameters used: f = 1850.2 MHz; σ = 1.49 mho/m; ε_r = 52.4; ρ = 1000 kg/m^3 ; Liquid Level : 152m

Phantom section: Flat Section ; DUT test position : Body ; Modulation Type: GMSK / UL 2 time slots

Separation Distance : 0 mm (The front side of the EUT to the Phantom)

Antenna Type : External Antenna ; Air Temp. : 22.3degrees ; Liquid Temp. : 21.6degrees

DASY4 Configuration:

- Probe: ET3DV6 - SN1790 ; ConvF(4.71, 4.71, 4.71) ; Calibrated: 2004/12/20
- Sensor-Surface: 4mm (Mechanical Surface Detection)
- Electronics: DAE3 Sn579 ; Calibrated: 2005/3/23
- Phantom: SAM 12 ; Type: SAM V4.0; Serial: TP 1202
- Measurement SW: DASY4, V4.5 Build 19 ; Postprocessing SW: SEMCAD, V1.8 Build 146

Low Channel 512/Area Scan (9x13x1): Measurement grid: dx=15mm, dy=15mm

Maximum value of SAR (measured) = 0.097 mW/g

Low Channel 512/Zoom Scan (7x7x7) (7x7x7)/Cube 0: Measurement grid: dx=5mm, dy=5mm, dz=5mm

Reference Value = 8.18 V/m

Peak SAR (extrapolated) = 0.134 W/kg

SAR(1 g) = 0.088 mW/g; SAR(10 g) = 0.056 mW/g

Maximum value of SAR (measured) = 0.095 mW/g

Low Channel 512/Zoom Scan (7x7x7) (7x7x7)/Cube 1: Measurement grid: dx=5mm, dy=5mm, dz=5mm

Reference Value = 8.18 V/m

Peak SAR (extrapolated) = 0.096 W/kg

SAR(1 g) = 0.069 mW/g; SAR(10 g) = 0.047 mW/g

Maximum value of SAR (measured) = 0.074 mW/g

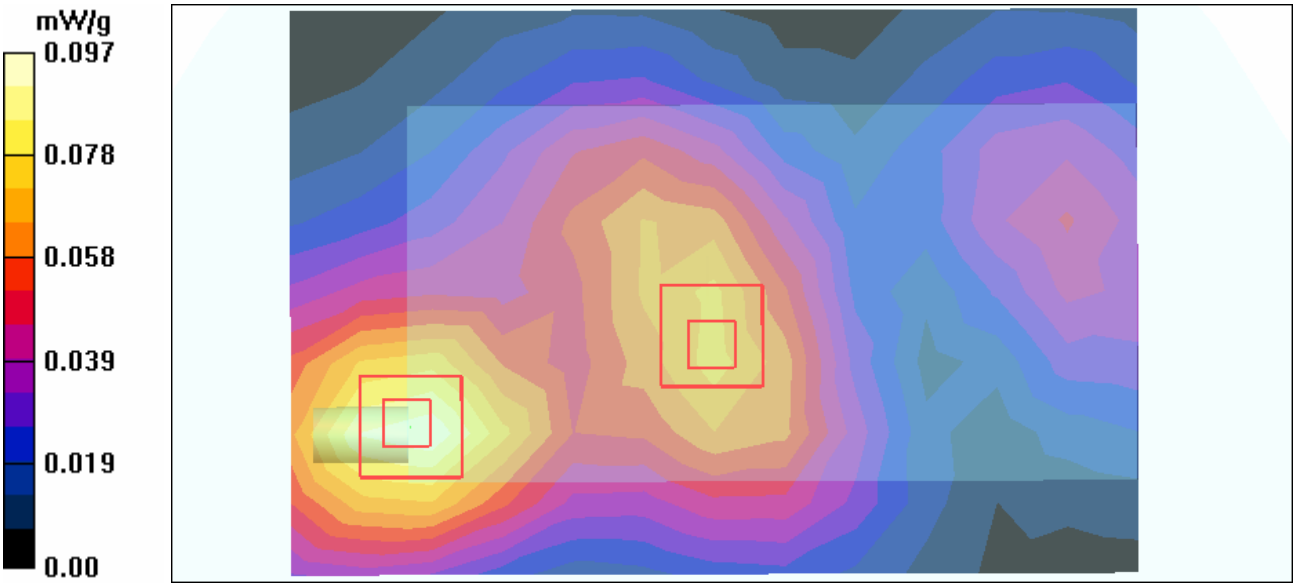

Date/Time: 2005/10/14 19:24:30

Test Laboratory: Advance Data Technology

Body Worn-GPRS1900-Ch512-Keypad Up-Mode 17

DUT: EDA-Enterprise Digital Assistant ; Type: MC7004 ; Test Frequency: 1850.2 MHz

Communication System: PCS 1900 ; Frequency: 1850.2 MHz ; Duty Cycle: 1:2

Medium: MSL1900 Medium parameters used: f = 1850.2 MHz; σ = 1.49 mho/m; ε_r = 52.4; ρ = 1000 kg/m^3 ; Liquid Level : 152m

Phantom section: Flat Section ; DUT test position : Body ; Modulation Type: GMSK / UL 4 time slots

Separation Distance : 0 mm (The front side of the EUT to the Phantom)

Antenna Type : External Antenna ; Air Temp. : 22.3degrees ; Liquid Temp. : 21.6degrees

DASY4 Configuration:

- Probe: ET3DV6 - SN1790 ; ConvF(4.71, 4.71, 4.71) ; Calibrated: 2004/12/20
- Sensor-Surface: 4mm (Mechanical Surface Detection)
- Electronics: DAE3 Sn579 ; Calibrated: 2005/3/23
- Phantom: SAM 12 ; Type: SAM V4.0; Serial: TP 1202
- Measurement SW: DASY4, V4.5 Build 19 ; Postprocessing SW: SEMCAD, V1.8 Build 146

Low Channel 512/Area Scan (9x13x1): Measurement grid: dx=15mm, dy=15mm

Maximum value of SAR (measured) = 0.084 mW/g

Low Channel 512/Zoom Scan (7x7x7) (7x7x7)/Cube 0: Measurement grid: dx=5mm, dy=5mm, dz=5mm

Reference Value = 6.95 V/m

Peak SAR (extrapolated) = 0.116 W/kg

SAR(1 g) = 0.078 mW/g; SAR(10 g) = 0.048 mW/g

Maximum value of SAR (measured) = 0.085 mW/g

Low Channel 512/Zoom Scan (7x7x7) (7x7x7)/Cube 1: Measurement grid: dx=5mm, dy=5mm, dz=5mm

Reference Value = 6.95 V/m

Peak SAR (extrapolated) = 0.084 W/kg

SAR(1 g) = 0.060 mW/g; SAR(10 g) = 0.040 mW/g

Maximum value of SAR (measured) = 0.064 mW/g

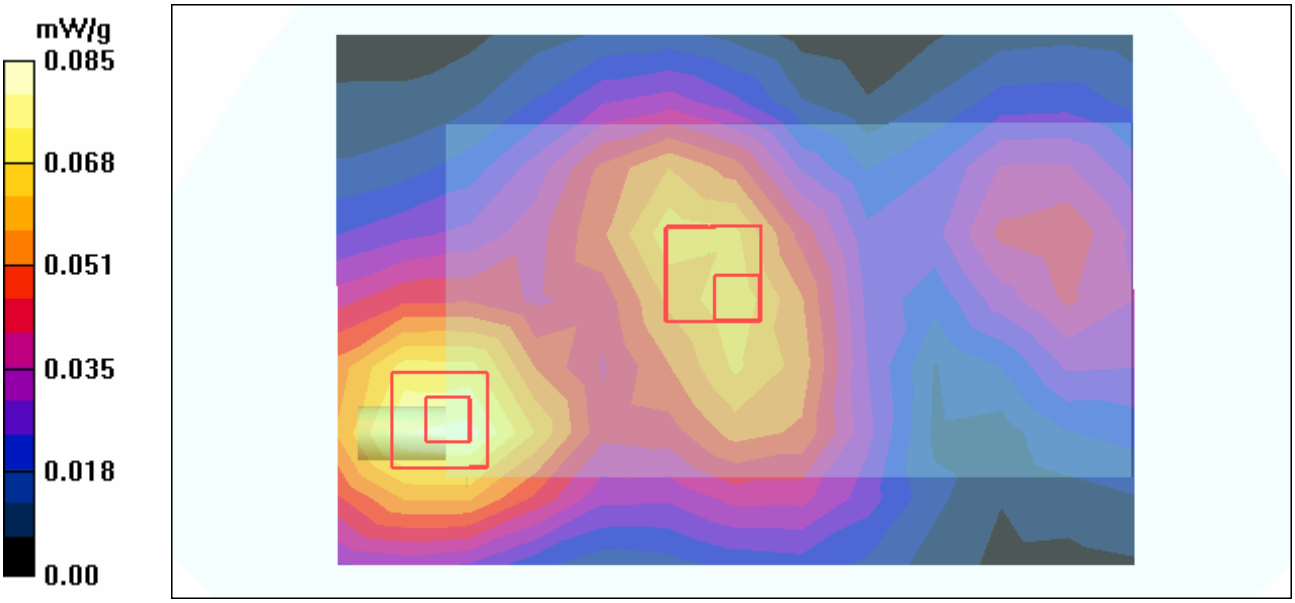

Date/Time: 2005/10/14 18:47:54

Test Laboratory: Advance Data Technology

Body Worn-GPRS1900-Ch512-Keypad Up-Mode 18

DUT: EDA-Enterprise Digital Assistant ; Type: MC7004 ; Test Frequency: 1850.2 MHz

Communication System: PCS 1900 ; Frequency: 1850.2 MHz ; Duty Cycle: 1:2.67

Medium: MSL1900 Medium parameters used: f = 1850.2 MHz; σ = 1.49 mho/m; ε_r = 52.4; ρ = 1000 kg/m^3 ; Liquid Level : 152m

Phantom section: Flat Section ; DUT test position : Body ; Modulation Type: GMSK / UL 3 time slots

Separation Distance : 0 mm (The front side of the EUT to the Phantom)

Antenna Type : External Antenna ; Air Temp. : 22.3degrees ; Liquid Temp. : 21.6degrees

DASY4 Configuration:

- Probe: ET3DV6 - SN1790 ; ConvF(4.71, 4.71, 4.71) ; Calibrated: 2004/12/20
- Sensor-Surface: 4mm (Mechanical Surface Detection)
- Electronics: DAE3 Sn579 ; Calibrated: 2005/3/23
- Phantom: SAM 12 ; Type: SAM V4.0; Serial: TP 1202
- Measurement SW: DASY4, V4.5 Build 19 ; Postprocessing SW: SEMCAD, V1.8 Build 146

Low Channel 512/Area Scan (9x13x1): Measurement grid: dx=15mm, dy=15mm

Maximum value of SAR (measured) = 0.097 mW/g

Low Channel 512/Zoom Scan (7x7x7) (7x7x7)/Cube 0: Measurement grid: dx=5mm, dy=5mm, dz=5mm

Reference Value = 7.58 V/m

Peak SAR (extrapolated) = 0.135 W/kg

SAR(1 g) = 0.092 mW/g; SAR(10 g) = 0.058 mW/g

Maximum value of SAR (measured) = 0.101 mW/g

Low Channel 512/Zoom Scan (7x7x7) (7x7x7)/Cube 1: Measurement grid: dx=5mm, dy=5mm, dz=5mm

Reference Value = 7.58 V/m

Peak SAR (extrapolated) = 0.098 W/kg

SAR(1 g) = 0.071 mW/g; SAR(10 g) = 0.047 mW/g

Maximum value of SAR (measured) = 0.076 mW/g

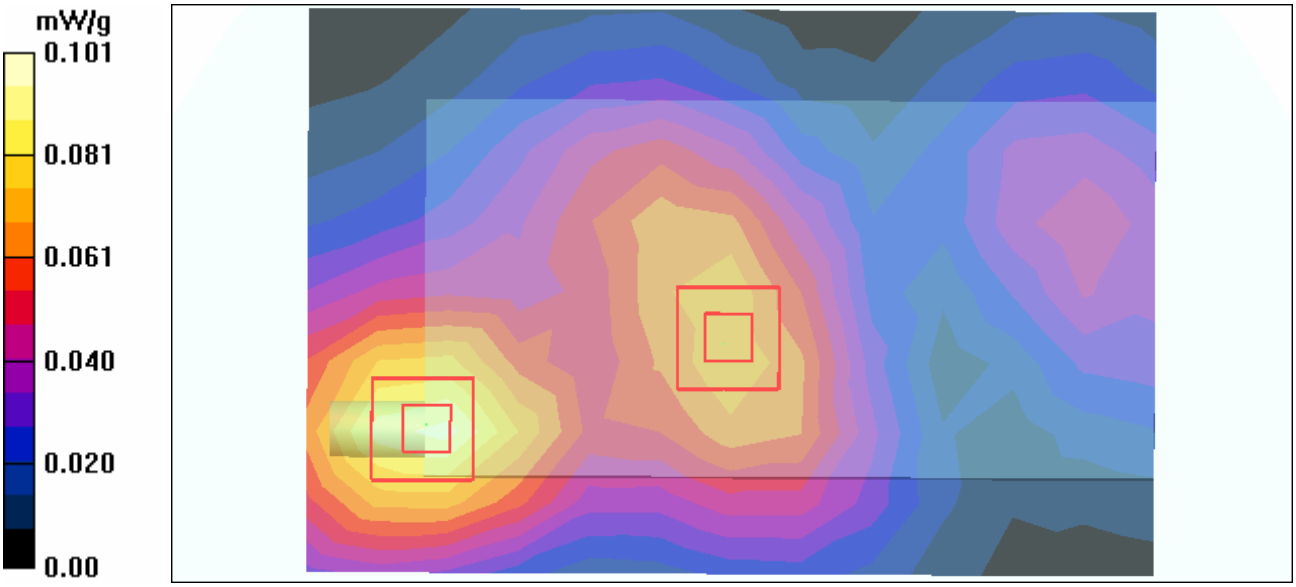

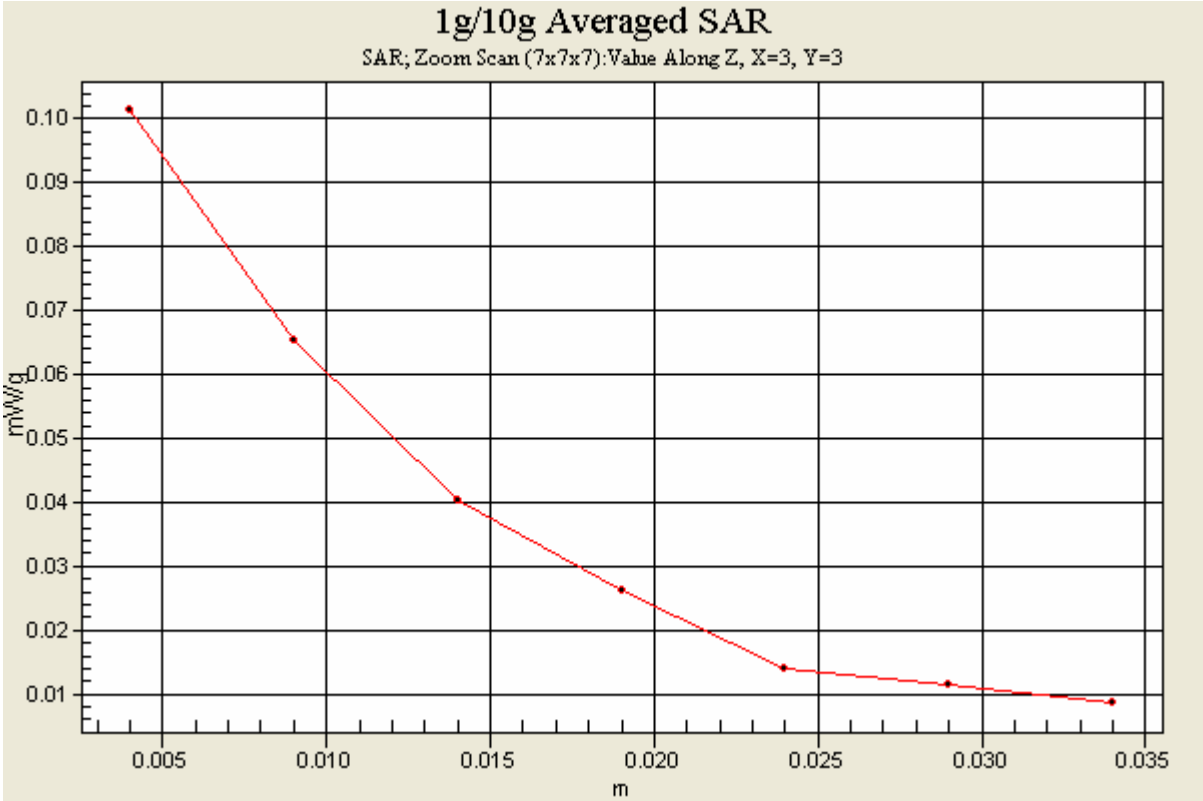
1g/10g Averaged SAR
SAR; Zoom Scan (7x7x7):Value Along Z, X=3, Y=3
mW/g
0.10
0.09
0.08
0.07
0.06
0.05
0.04
0.03
0.02
0.01
0.005
0.010
0.015
0.020
0.025
0.030
0.035
m

Date/Time: 2005/10/14 20:06:46

Test Laboratory: Advance Data Technology

Body Worn-GPRS1900-Ch661-Keypad Up-Mode 18

DUT: EDA-Enterprise Digital Assistant ; Type: MC7004 ; Test Frequency: 1880 MHz

Communication System: PCS 1900 ; Frequency: 1880 MHz ; Duty Cycle: 1:2.67

Medium: MSL1900 Medium parameters used: f = 1880 MHz; σ = 1.53 mho/m; ε_r = 52.3; ρ = 1000 kg/m^3 ; Liquid Level : 152m

Phantom section: Flat Section ; DUT test position : Body ; Modulation Type: GMSK / UL 2 time slots

Separation Distance : 0 mm (The front side of the EUT to the Phantom)

Antenna Type : External Antenna ; Air Temp. : 22.3degrees ; Liquid Temp. : 21.6degrees

DASY4 Configuration:

- Probe: ET3DV6 - SN1790 ; ConvF(4.71, 4.71, 4.71) ; Calibrated: 2004/12/20
- Sensor-Surface: 4mm (Mechanical Surface Detection)
- Electronics: DAE3 Sn579 ; Calibrated: 2005/3/23
- Phantom: SAM 12 ; Type: SAM V4.0; Serial: TP 1202
- Measurement SW: DASY4, V4.5 Build 19 ; Postprocessing SW: SEMCAD, V1.8 Build 146

Mid Channel 661/Area Scan (9x13x1): Measurement grid: dx=15mm, dy=15mm

Maximum value of SAR (measured) = 0.091 mW/g

Mid Channel 661/Zoom Scan (7x7x7) (7x7x7)/Cube 0: Measurement grid: dx=5mm, dy=5mm, dz=5mm

Reference Value = 7.55 V/m

Peak SAR (extrapolated) = 0.125 W/kg

SAR(1 g) = 0.086 mW/g; SAR(10 g) = 0.054 mW/g

Maximum value of SAR (measured) = 0.092 mW/g

Mid Channel 661/Zoom Scan (7x7x7) (7x7x7)/Cube 1: Measurement grid: dx=5mm, dy=5mm, dz=5mm

Reference Value = 7.55 V/m

Peak SAR (extrapolated) = 0.202 W/kg

SAR(1 g) = 0.076 mW/g; SAR(10 g) = 0.047 mW/g

Maximum value of SAR (measured) = 0.074 mW/g

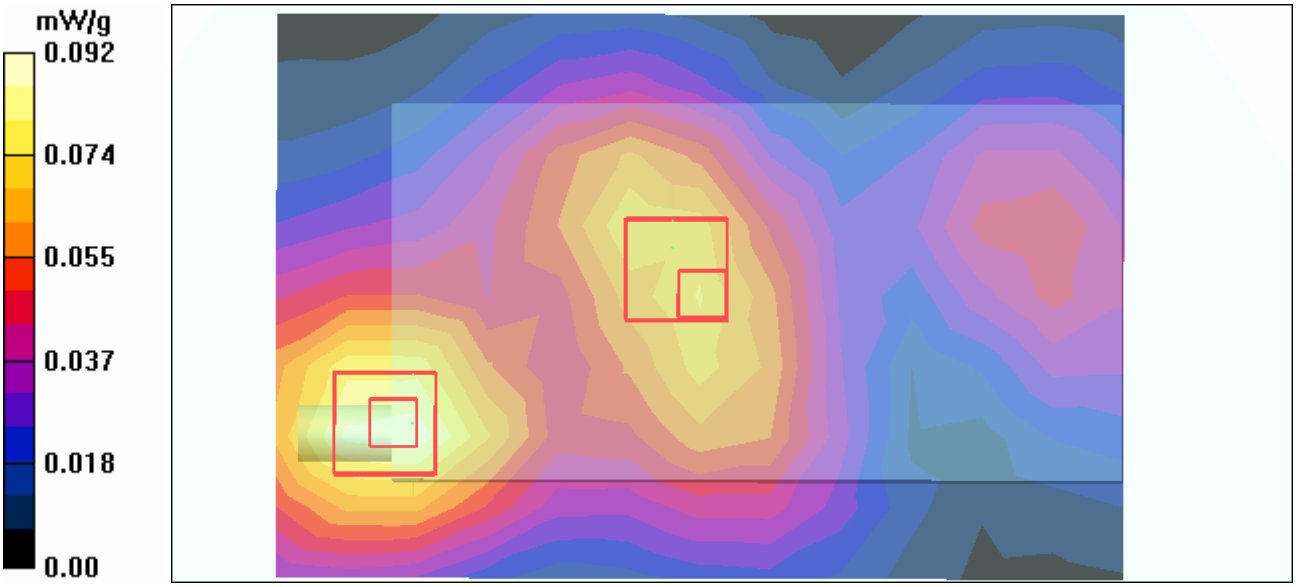

Date/Time: 2005/10/14 20:43:36

Test Laboratory: Advance Data Technology

Body Worn-GPRS1900-Ch810-Keypad Up-Mode 18

DUT: EDA-Enterprise Digital Assistant ; Type: MC7004 ; Test Frequency: 1909.8 MHz

Communication System: PCS 1900 ; Frequency: 1909.8 MHz ; Duty Cycle: 1:2.67

Medium: MSL1900 Medium parameters used: f = 1909.8 MHz; σ = 1.57 mho/m; ε_r = 52.2; ρ = 1000 kg/m^3 ; Liquid Level : 152m

Phantom section: Flat Section ; DUT test position : Body ; Modulation Type: GMSK / UL 3 time slots

Separation Distance : 0 mm (The front side of the EUT to the Phantom)

Antenna Type : External Antenna ; Air Temp. : 22.3degrees ; Liquid Temp. : 21.6degrees

DASY4 Configuration:

- Probe: ET3DV6 - SN1790 ; ConvF(4.71, 4.71, 4.71) ; Calibrated: 2004/12/20
- Sensor-Surface: 4mm (Mechanical Surface Detection)
- Electronics: DAE3 Sn579 ; Calibrated: 2005/3/23
- Phantom: SAM 12 ; Type: SAM V4.0; Serial: TP 1202
- Measurement SW: DASY4, V4.5 Build 19 ; Postprocessing SW: SEMCAD, V1.8 Build 146

High Channel 810/Area Scan (9x13x1): Measurement grid: dx=15mm, dy=15mm

Maximum value of SAR (measured) = 0.085 mW/g

High Channel 810/Zoom Scan (7x7x7) (7x7x7)/Cube 0: Measurement grid: dx=5mm, dy=5mm, dz=5mm

Reference Value = 6.88 V/m

Peak SAR (extrapolated) = 0.126 W/kg

SAR(1 g) = 0.081 mW/g; SAR(10 g) = 0.051 mW/g

Maximum value of SAR (measured) = 0.087 mW/g

High Channel 810/Zoom Scan (7x7x7) (7x7x7)/Cube 1: Measurement grid: dx=5mm, dy=5mm, dz=5mm

Reference Value = 6.88 V/m

Peak SAR (extrapolated) = 0.090 W/kg

SAR(1 g) = 0.063 mW/g; SAR(10 g) = 0.041 mW/g

Maximum value of SAR (measured) = 0.068 mW/g

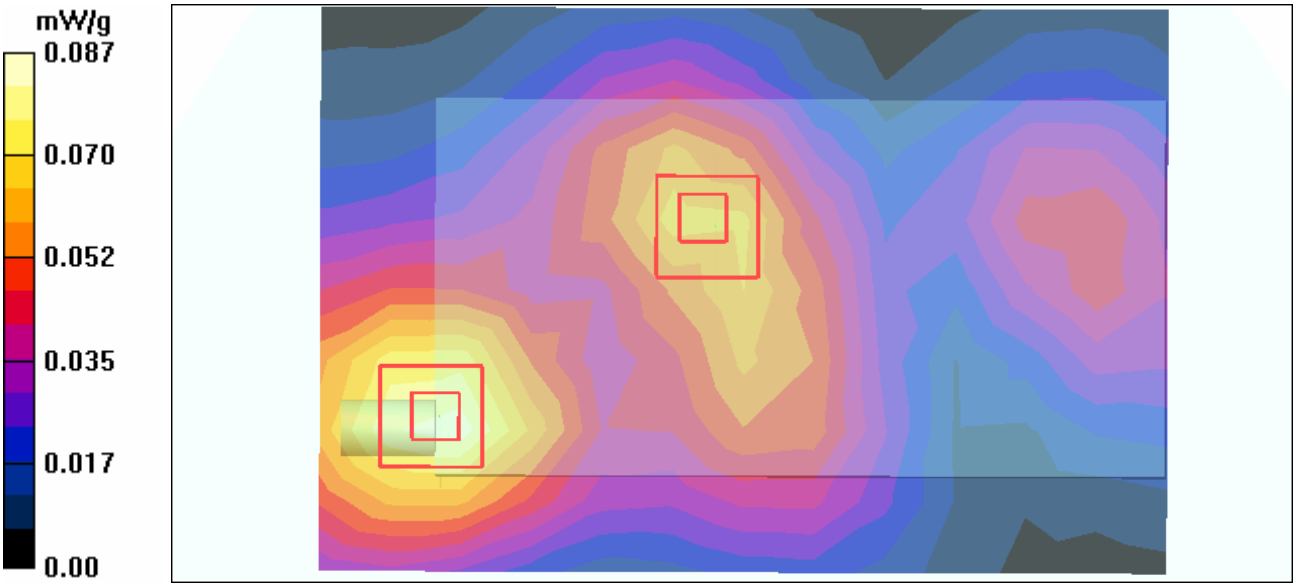

Date/Time: 2005/10/14 21:34:42

Test Laboratory: Advance Data Technology

Body Worn-E-GPRS1900-Ch810-Keypad Up-Mode 19

DUT: EDA-Enterprise Digital Assistant ; Type: MC7004 ; Test Frequency: 1909.8 MHz

Communication System: PCS 1900 ; Frequency: 1909.8 MHz ; Duty Cycle: 1:8.3

Medium: MSL1900 Medium parameters used: f = 1909.8 MHz; σ = 1.57 mho/m; ε_r = 52.2; ρ = 1000 kg/m^3 ; Liquid Level : 152mm

Phantom section: Flat Section ; DUT test position : Body ; Modulation Type: 8PSK / UL 1 time slot

Separation Distance : 0 mm (The front side of the EUT to the Phantom)

Antenna Type : External Antenna ; Air Temp. : 22.3 degrees ; Liquid Temp. : 21.6 degrees

DASY4 Configuration:

- Probe: ET3DV6 - SN1790 ; ConvF(4.71, 4.71, 4.71) ; Calibrated: 2004/12/20
- Sensor-Surface: 4mm (Mechanical Surface Detection)
- Electronics: DAE3 Sn579 ; Calibrated: 2005/3/23
- Phantom: SAM 12 ; Type: SAM V4.0; Serial: TP 1202
- Measurement SW: DASY4, V4.5 Build 19 ; Postprocessing SW: SEMCAD, V1.8 Build 146

High Channel 810/Area Scan (9x13x1): Measurement grid: dx=15mm, dy=15mm

Maximum value of SAR (measured) = 0.066 mW/g

High Channel 810/Zoom Scan (7x7x7) (7x7x7)/Cube 0: Measurement grid: dx=5mm, dy=5mm, dz=5mm

Reference Value = 6.24 V/m

Peak SAR (extrapolated) = 0.100 W/kg

SAR(1 g) = 0.063 mW/g; SAR(10 g) = 0.040 mW/g

Maximum value of SAR (measured) = 0.068 mW/g

High Channel 810/Zoom Scan (7x7x7) (7x7x7)/Cube 1: Measurement grid: dx=5mm, dy=5mm, dz=5mm

Reference Value = 6.24 V/m

Peak SAR (extrapolated) = 0.088 W/kg

SAR(1 g) = 0.044 mW/g; SAR(10 g) = 0.021 mW/g

Maximum value of SAR (measured) = 0.053 mW/g

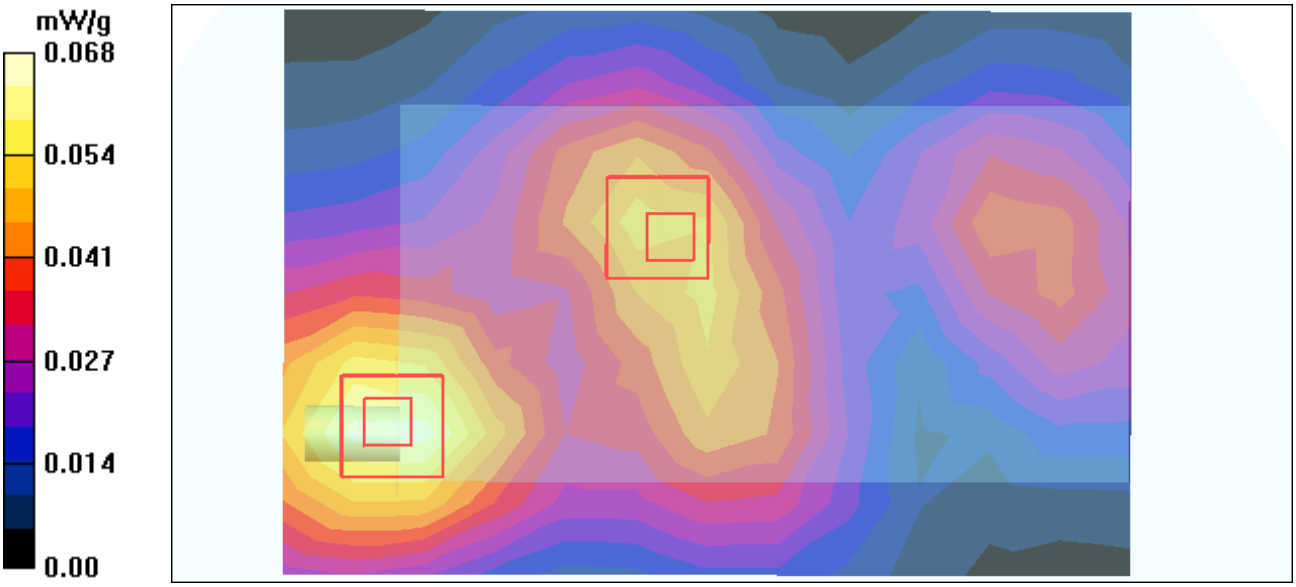

Date/Time: 2005/10/14 22:49:55

Test Laboratory: Advance Data Technology

Body Worn-E-GPRS1900-Ch512-Keypad Up-Mode 20

DUT: EDA-Enterprise Digital Assistant ; Type: MC7004 ; Test Frequency: 1850.2 MHz

Communication System: PCS 1900 ; Frequency: 1850.2 MHz ; Duty Cycle: 1:4

Medium: MSL1900 Medium parameters used: f = 1850.2 MHz; σ = 1.49 mho/m; ε_r = 52.4; ρ = 1000 kg/m^3 ; Liquid Level : 152mm

Phantom section: Flat Section ; DUT test position : Body ; Modulation Type: 8PSK / UL 2 time slots

Separation Distance : 0 mm (The front side of the EUT to the Phantom)

Antenna Type : External Antenna ; Air Temp. : 22.3 degrees ; Liquid Temp. : 21.6 degrees

DASY4 Configuration:

- Probe: ET3DV6 - SN1790 ; ConvF(4.71, 4.71, 4.71) ; Calibrated: 2004/12/20
- Sensor-Surface: 4mm (Mechanical Surface Detection)
- Electronics: DAE3 Sn579 ; Calibrated: 2005/3/23
- Phantom: SAM 12 ; Type: SAM V4.0; Serial: TP 1202
- Measurement SW: DASY4, V4.5 Build 19 ; Postprocessing SW: SEMCAD, V1.8 Build 146

Low Channel 512/Area Scan (9x13x1): Measurement grid: dx=15mm, dy=15mm

Maximum value of SAR (measured) = 0.085 mW/g

Low Channel 512/Zoom Scan (7x7x7) (7x7x7)/Cube 0: Measurement grid: dx=5mm, dy=5mm, dz=5mm

Reference Value = 7.53 V/m

Peak SAR (extrapolated) = 0.122 W/kg

SAR(1 g) = 0.081 mW/g; SAR(10 g) = 0.051 mW/g

Maximum value of SAR (measured) = 0.088 mW/g

Low Channel 512/Zoom Scan (7x7x7) (7x7x7)/Cube 1: Measurement grid: dx=5mm, dy=5mm, dz=5mm

Reference Value = 7.53 V/m

Peak SAR (extrapolated) = 0.093 W/kg

SAR(1 g) = 0.069 mW/g; SAR(10 g) = 0.047 mW/g

Maximum value of SAR (measured) = 0.075 mW/g

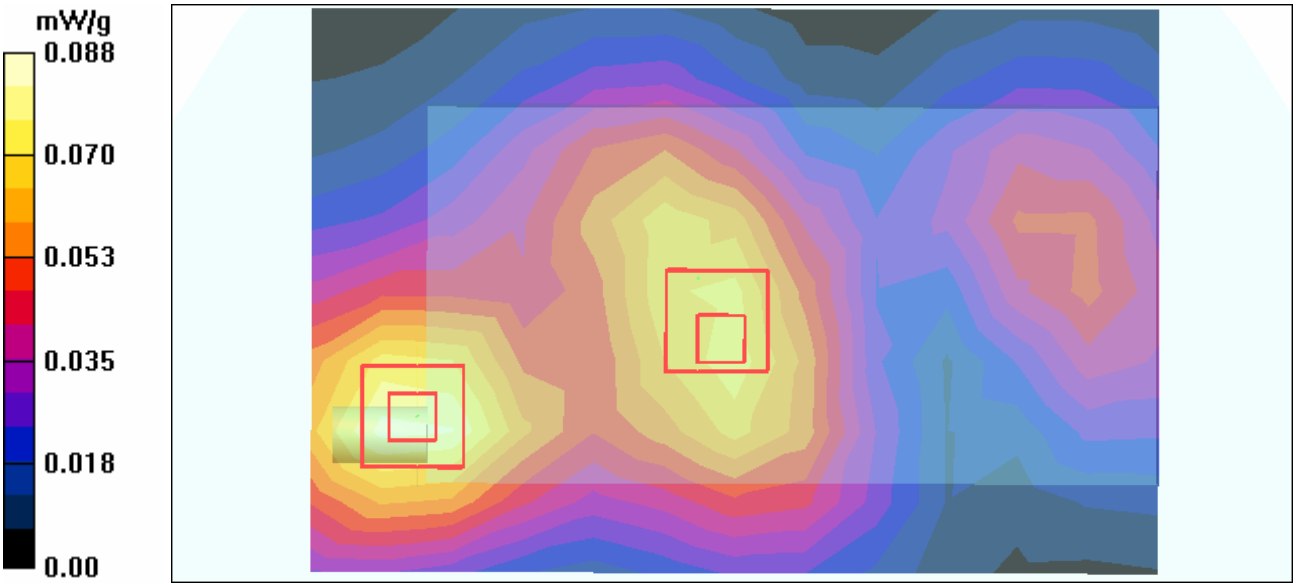

Date/Time: 2005/10/14 11:26:45

Test Laboratory: Advance Data Technology

Body Worn-E-GPRS1900-Ch661-Keypad Up-Mode 20

DUT: EDA-Enterprise Digital Assistant ; Type: MC7004 ; Test Frequency: 1880 MHz

Communication System: PCS 1900 ; Frequency: 1880 MHz ; Duty Cycle: 1:4

Medium: MSL1900 Medium parameters used: f = 1880 MHz; σ = 1.53 mho/m; ε_r = 52.3; ρ = 1000 kg/m^3 ; Liquid Level : 152mm

Phantom section: Flat Section ; DUT test position : Body ; Modulation Type: 8PSK / UL 2 time slots

Separation Distance : 0 mm (The front side of the EUT to the Phantom)

Antenna Type : External Antenna ; Air Temp. : 22.3 degrees ; Liquid Temp. : 21.6 degrees

DASY4 Configuration:

- Probe: ET3DV6 - SN1790 ; ConvF(4.71, 4.71, 4.71) ; Calibrated: 2004/12/20
- Sensor-Surface: 4mm (Mechanical Surface Detection)
- Electronics: DAE3 Sn579 ; Calibrated: 2005/3/23
- Phantom: SAM 12 ; Type: SAM V4.0; Serial: TP 1202
- Measurement SW: DASY4, V4.5 Build 19 ; Postprocessing SW: SEMCAD, V1.8 Build 146

Mid Channel 661/Area Scan (9x13x1): Measurement grid: dx=15mm, dy=15mm

Maximum value of SAR (measured) = 0.091 mW/g

Mid Channel 661/Zoom Scan (7x7x7) (7x7x7)/Cube 0: Measurement grid: dx=5mm, dy=5mm, dz=5mm

Reference Value = 7.59 V/m

Peak SAR (extrapolated) = 0.390 W/kg

SAR(1 g) = 0.101 mW/g; SAR(10 g) = 0.049 mW/g

Maximum value of SAR (measured) = 0.094 mW/g

Mid Channel 661/Zoom Scan (7x7x7) (7x7x7)/Cube 1: Measurement grid: dx=5mm, dy=5mm, dz=5mm

Reference Value = 7.59 V/m

Peak SAR (extrapolated) = 0.100 W/kg

SAR(1 g) = 0.072 mW/g; SAR(10 g) = 0.048 mW/g

Maximum value of SAR (measured) = 0.078 mW/g

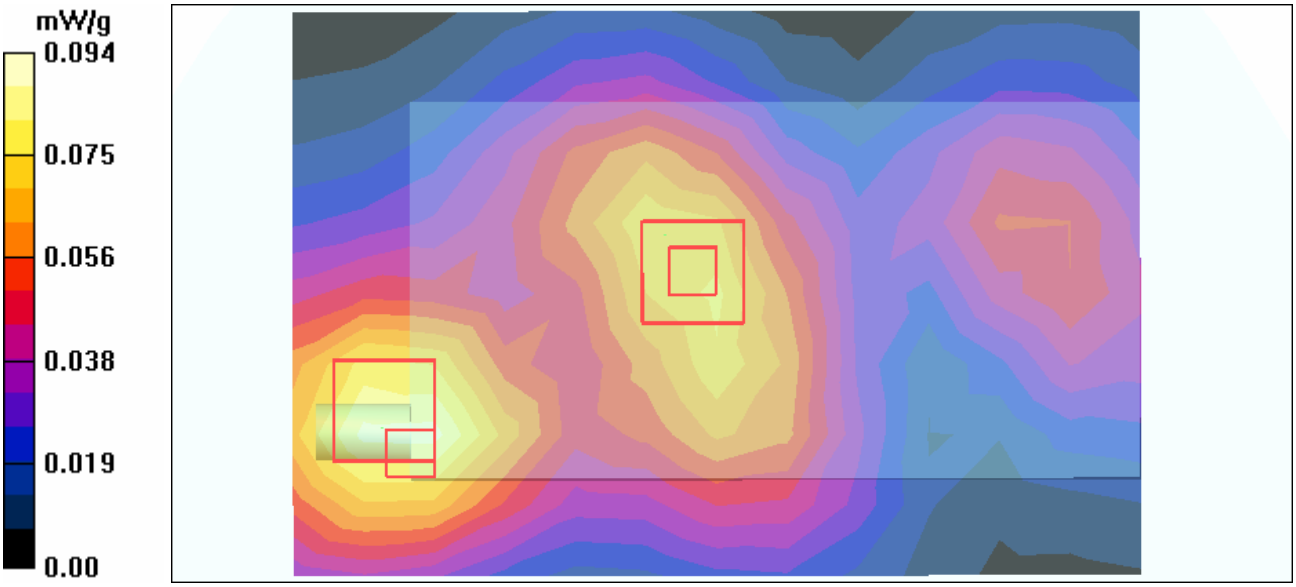

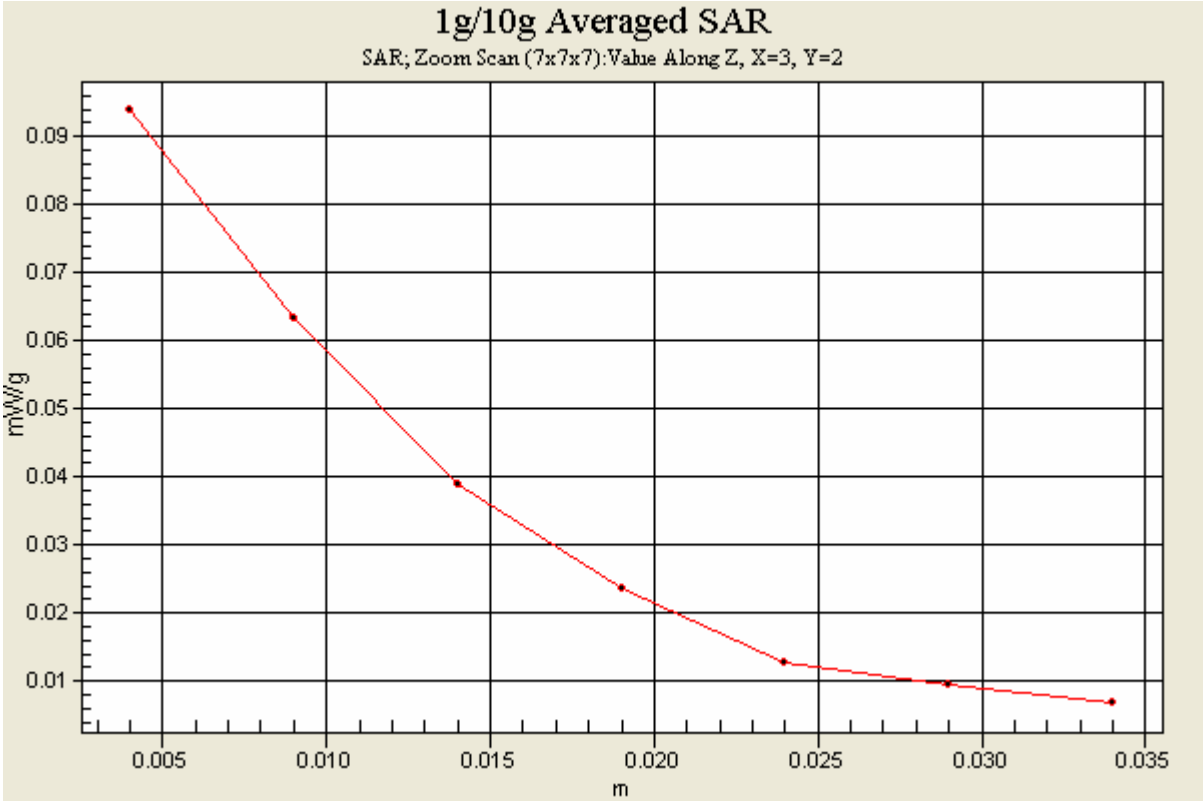
1g/10g Averaged SAR
SAR; Zoom Scan (7x7x7):Value Along Z, X=3, Y=2
mW/g
0.09
0.08
0.07
0.06
0.05
0.04
0.03
0.02
0.01
0.005
0.010
0.015
0.020
0.025
0.030
0.035
m

Date/Time: 2005/10/14 22:12:29

Test Laboratory: Advance Data Technology

Body Worn-E-GPRS1900-Ch810-Keypad Up-Mode 20

DUT: EDA-Enterprise Digital Assistant ; Type: MC7004 ; Test Frequency: 1909.8 MHz

Communication System: PCS 1900 ; Frequency: 1909.8 MHz ; Duty Cycle: 1:4

Medium: MSL1900 Medium parameters used: f = 1909.8 MHz; σ = 1.57 mho/m; ε_r = 52.2; ρ = 1000 kg/m^3 ; Liquid Level : 152mm

Phantom section: Flat Section ; DUT test position : Body ; Modulation Type: 8PSK / UL 2 time slots

Separation Distance : 0 mm (The front side of the EUT to the Phantom)

Antenna Type : External Antenna ; Air Temp. : 22.3 degrees ; Liquid Temp. : 21.6 degrees

DASY4 Configuration:

- Probe: ET3DV6 - SN1790 ; ConvF(4.71, 4.71, 4.71) ; Calibrated: 2004/12/20
- Sensor-Surface: 4mm (Mechanical Surface Detection)
- Electronics: DAE3 Sn579 ; Calibrated: 2005/3/23
- Phantom: SAM 12 ; Type: SAM V4.0; Serial: TP 1202
- Measurement SW: DASY4, V4.5 Build 19 ; Postprocessing SW: SEMCAD, V1.8 Build 146

High Channel 810/Area Scan (9x13x1): Measurement grid: dx=15mm, dy=15mm

Maximum value of SAR (measured) = 0.086 mW/g

High Channel 810/Zoom Scan (7x7x7) (7x7x7)/Cube 0: Measurement grid: dx=5mm, dy=5mm, dz=5mm

Reference Value = 7.03 V/m

Peak SAR (extrapolated) = 0.122 W/kg

SAR(1 g) = 0.082 mW/g; SAR(10 g) = 0.051 mW/g

Maximum value of SAR (measured) = 0.089 mW/g

High Channel 810/Zoom Scan (7x7x7) (7x7x7)/Cube 1: Measurement grid: dx=5mm, dy=5mm, dz=5mm

Reference Value = 7.03 V/m

Peak SAR (extrapolated) = 0.139 W/kg

SAR(1 g) = 0.065 mW/g; SAR(10 g) = 0.043 mW/g

Maximum value of SAR (measured) = 0.070 mW/g

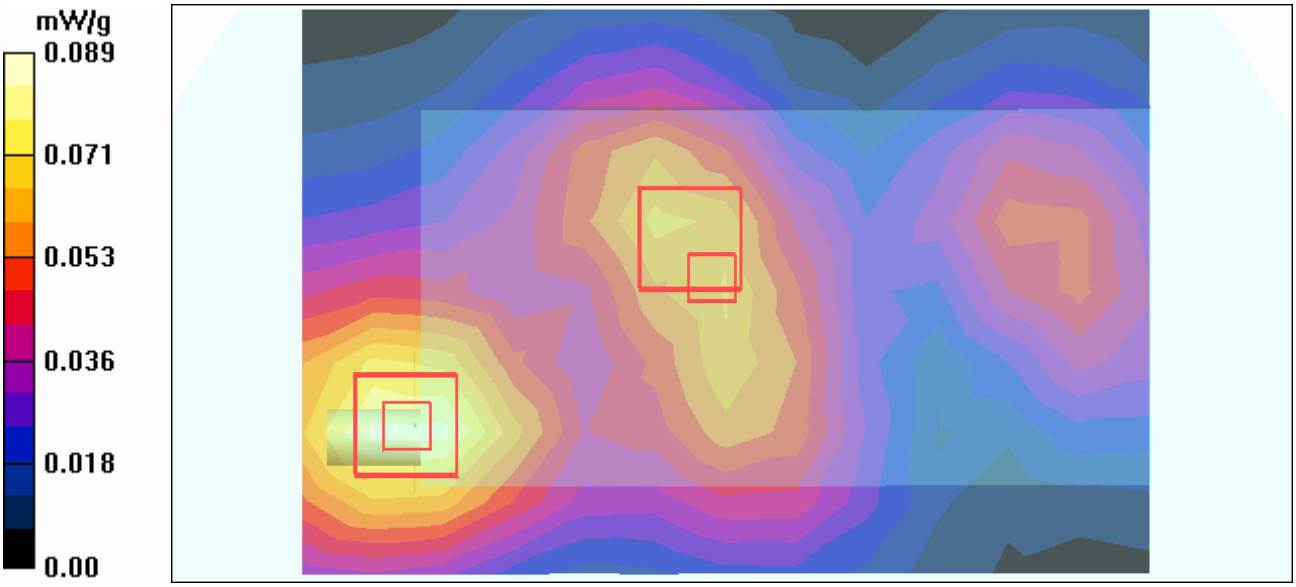

Date/Time: 2005/10/17 10:34:04

Test Laboratory: Advance Data Technology

Right Head-Cheek-BT-Ch0-Mode 21

DUT: EDA-Enterprise Digital Assistant ; Type: MC7004 ; Test Frequency: 2402 MHz

Communication System: Bluetooth ; Frequency: 2402 MHz ; Duty Cycle: 1:1
Phantom: SAM 12 Medium parameters used: f = 2402 MHz; σ = 1.76 mho/m; ε_r = 38.5; ρ = 1000 kg/m^3 ;
Liquid level: 155mm
Phantom section: Right Section ; DUT test position : Cheek ; Modulation type: GFSK
Antenna type : Chip Antenna ; Air temp. : 22.7 degrees ; Liquid temp. : 21.6 degrees

DASY4 Configuration:
- Probe: ET3DV6 - SN1790; ConvF(4.74, 4.74, 4.74) ; Calibrated: 2004/12/20
- Sensor-Surface: 4mm (Mechanical Surface Detection)
- Electronics: DAE3 Sn579; Calibrated: 2005/3/23
- Phantom: SAM 12; Type: SAM V4.0; Serial: TP 1202
- Measurement SW: DASY4, V4.5 Build 19; Postprocessing SW: SEMCAD, V1.8 Build 146

Touch position - Low Channel 0/Area Scan (8x7x1): Measurement grid: dx=15mm, dy=15mm
Maximum value of SAR (measured) = 0.01 mW/g

Touch position - Low Channel 0/Zoom Scan (7x7x7) (7x7x7)/Cube 0: Measurement grid: dx=5mm, dy=5mm, dz=5mm
Reference Value = 0.758 V/m
Peak SAR (extrapolated) = 0.016 W/kg
SAR(1 g) = 0.000871 mW/g; SAR(10 g) = 8.82e-005 mW/g

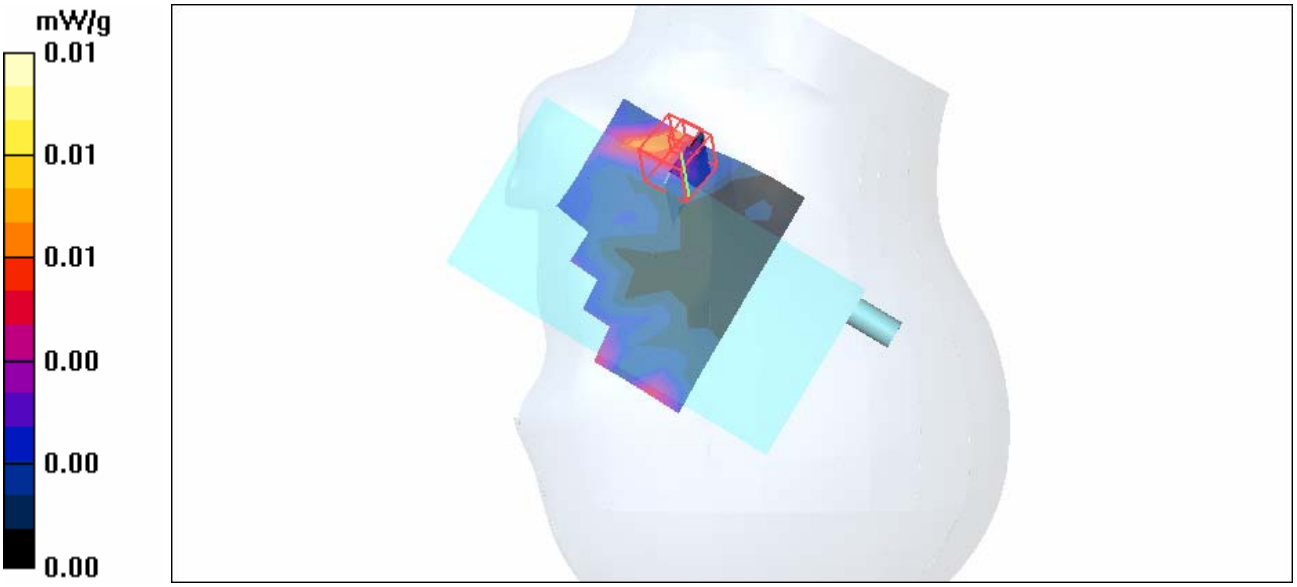

Date/Time: 2005/10/17 10:58:22

Test Laboratory: Advance Data Technology

Right Head-Cheek-BT-Ch39-Mode 21

DUT: EDA-Enterprise Digital Assistant ; Type: MC7004 ; Test Frequency: 2441 MHz

Communication System: Bluetooth ; Frequency: 2441 MHz ; Duty Cycle: 1:1
Phantom: SAM 12 Medium parameters used: f = 2441 MHz; σ = 1.79 mho/m; ε_r = 38.4; ρ = 1000 kg/m^3 ;
Liquid level: 155mm
Phantom section: Right Section ; DUT test position : Cheek ; Modulation type: BPSK
Antenna type : Chip Antenna ; Air temp. : 22.7 degrees ; Liquid temp. : 21.6 degrees

DASY4 Configuration:
- Probe: ET3DV6 - SN1790; ConvF(4.74, 4.74, 4.74) ; Calibrated: 2004/12/20
- Sensor-Surface: 4mm (Mechanical Surface Detection)
- Electronics: DAE3 Sn579; Calibrated: 2005/3/23
- Phantom: SAM 12; Type: SAM V4.0; Serial: TP 1202
- Measurement SW: DASY4, V4.5 Build 19; Postprocessing SW: SEMCAD, V1.8 Build 146

Touch position - Mid Channel 39/Area Scan (9x7x1): Measurement grid: dx=15mm, dy=15mm
Maximum value of SAR (measured) = 0.01 mW/g

Touch position - Mid Channel 39/Zoom Scan (7x7x7) (7x7x7)/Cube 0: Measurement grid: dx=5mm, dy=5mm, dz=5mm
Reference Value = 0.617 V/m
Peak SAR (extrapolated) = 0.010 W/kg
SAR(1 g) = 0.000544 mW/g; SAR(10 g) = 0.000132 mW/g

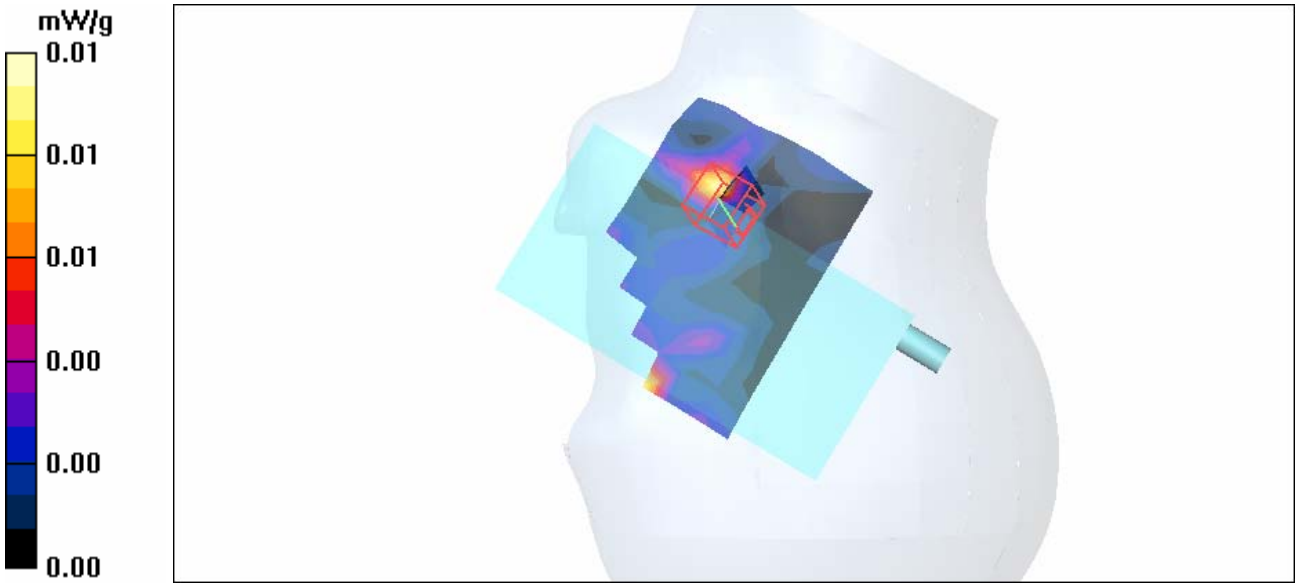

Date/Time: 2005/10/17 11:20:40

Test Laboratory: Advance Data Technology

Right Head-Cheek-BT-Ch78-Mode 21

DUT: EDA-Enterprise Digital Assistant ; Type: MC7004 ; Test Frequency: 2480 MHz

Communication System: Bluetooth ; Frequency: 2480 MHz ; Duty Cycle: 1:1
Phantom: SAM 12 Medium parameters used: f = 2480 MHz; σ = 1.84 mho/m; ε_r = 38.2; ρ = 1000 kg/m^3 ;
Liquid level: 155mm
Phantom section: Right Section ; DUT test position : Cheek ; Modulation type: BPSK
Antenna type : Chip Antenna ; Air temp. : 22.7 degrees ; Liquid temp. : 21.6 degrees

DASY4 Configuration:
- Probe: ET3DV6 - SN1790; ConvF(4.74, 4.74, 4.74) ; Calibrated: 2004/12/20
- Sensor-Surface: 4mm (Mechanical Surface Detection)
- Electronics: DAE3 Sn579; Calibrated: 2005/3/23
- Phantom: SAM 12; Type: SAM V4.0; Serial: TP 1202
- Measurement SW: DASY4, V4.5 Build 19; Postprocessing SW: SEMCAD, V1.8 Build 146

Touch position - High Channel 78/Area Scan (9x7x1): Measurement grid: dx=15mm, dy=15mm
Maximum value of SAR (measured) = 0.01 mW/g

Touch position - High Channel 78/Zoom Scan (7x7x7) (7x7x7)/Cube 0: Measurement grid: dx=5mm, dy=5mm, dz=5mm
Reference Value = 0.307 V/m
Peak SAR (extrapolated) = 0.00 W/kg
SAR(1 g) = 7.78e-005 mW/g; SAR(10 g) = 1.98e-005 mW/g

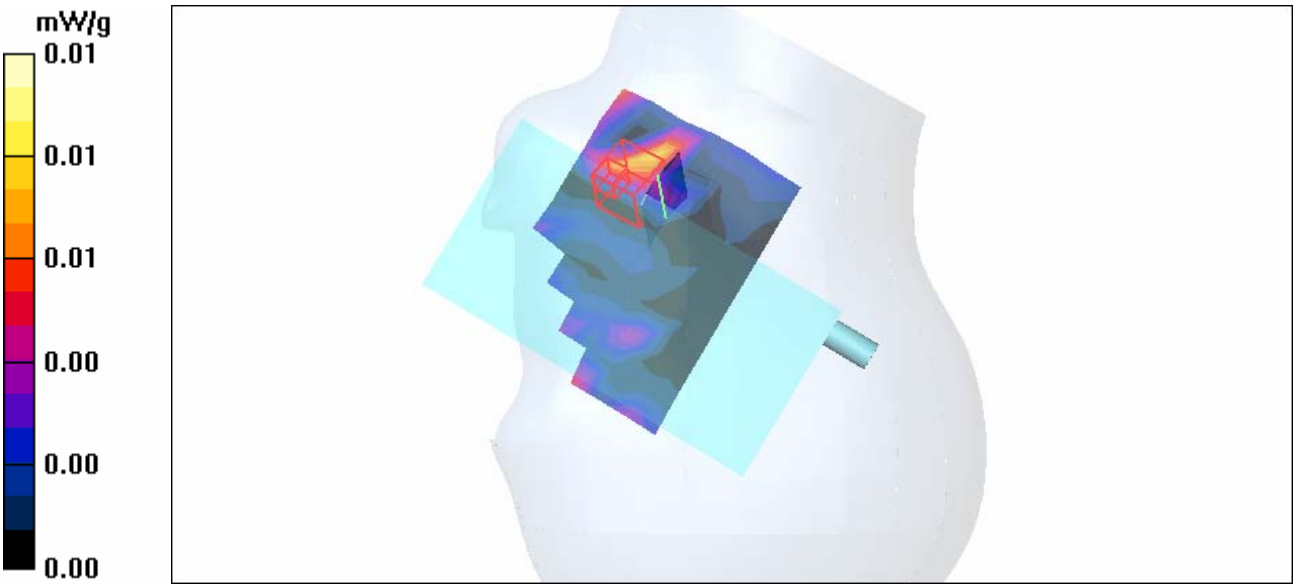

Date/Time: 2005/10/17 11:43:01

Test Laboratory: Advance Data Technology

Right Head-Tilt-BT-Ch0-Mode 22

DUT: EDA-Enterprise Digital Assistant ; Type: MC7004 ; Test Frequency: 2402 MHz

Communication System: Bluetooth ; Frequency: 2402 MHz; Duty Cycle: 1:1
Medium: HSL2450 Medium parameters used: f = 2402 MHz; σ = 1.76 mho/m; ε_r = 38.5; ρ = 1000 kg/m^3 ;
Liquid level: 155 mm
Phantom section: Right Section ; DUT test position : Tilt ; Modulation type: GFSK
Antenna type : Chip Antenna ; Air temp. : 22.7 degrees ; Liquid temp. : 21.6 degrees

DASY4 Configuration:
- Probe: ET3DV6 - SN1790 ; ConvF(4.74, 4.74, 4.74) ; Calibrated: 2004/12/20
- Sensor-Surface: 4mm (Mechanical Surface Detection)
- Electronics: DAE3 Sn579; Calibrated: 2005/3/23
- Phantom: SAM 12; Type: SAM V4.0; Serial: TP 1202
- Measurement SW: DASY4, V4.5 Build 19; Postprocessing SW: SEMCAD, V1.8 Build 146

Tilt position - Low Channel 0/Area Scan (9x7x1): Measurement grid: dx=15mm, dy=15mm
Maximum value of SAR (measured) = 0.01 mW/g

Tilt position - Low Channel 0/Zoom Scan (7x7x7) (7x7x7)/Cube 0: Measurement grid: dx=5mm, dy=5mm, dz=5mm
Reference Value = 0.305 V/m
Peak SAR (extrapolated) = 0.01 W/kg
SAR(1 g) = 0.000303 mW/g; SAR(10 g) = 3.47e-005 mW/g

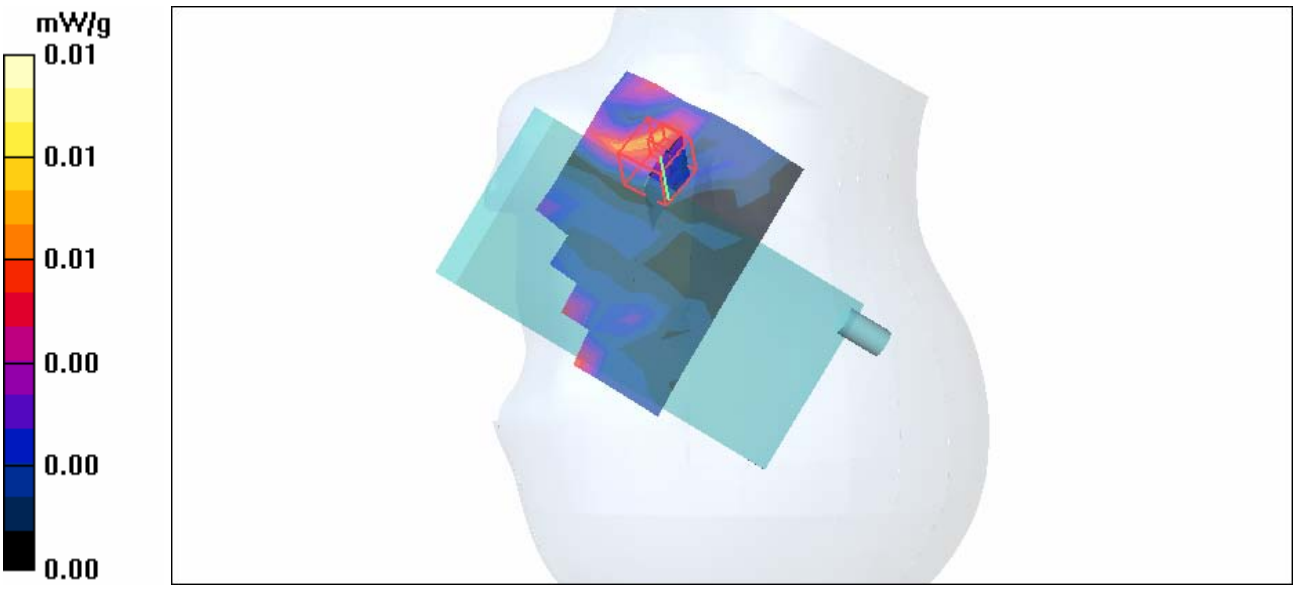

Date/Time: 2005/10/17 12:13:20

Test Laboratory: Advance Data Technology

Right Head-Tilt-BT-Ch39-Mode 22

DUT: EDA-Enterprise Digital Assistant ; Type: MC7004 ; Test Frequency: 2441 MHz

Communication System: Bluetooth ; Frequency: 2441 MHz; Duty Cycle: 1:1
Medium: HSL2450 Medium parameters used: f = 2441 MHz; σ = 1.79 mho/m; ε_r = 38.4; ρ = 1000 kg/m^3 ;
Liquid level: 155 mm
Phantom section: Right Section ; DUT test position : Tilt ; Modulation type: GFSK
Antenna type : Chip Antenna ; Air temp. : 22.7 degrees ; Liquid temp. : 21.6 degrees

DASY4 Configuration:
- Probe: ET3DV6 - SN1790 ; ConvF(4.74, 4.74, 4.74) ; Calibrated: 2004/12/20
- Sensor-Surface: 4mm (Mechanical Surface Detection)
- Electronics: DAE3 Sn579; Calibrated: 2005/3/23
- Phantom: SAM 12; Type: SAM V4.0; Serial: TP 1202
- Measurement SW: DASY4, V4.5 Build 19; Postprocessing SW: SEMCAD, V1.8 Build 146

Tilt position - Mid Channel 39/Area Scan (9x7x1): Measurement grid: dx=15mm, dy=15mm
Maximum value of SAR (measured) = 0.01 mW/g

Tilt position - Mid Channel 39/Zoom Scan (7x7x7) (7x7x7)/Cube 1: Measurement grid: dx=5mm, dy=5mm, dz=5mm
Reference Value = 0.339 V/m
Peak SAR (extrapolated) = 0.015 W/kg
SAR(1 g) = 0.00018 mW/g; SAR(10 g) = 1.81e-005 mW/g

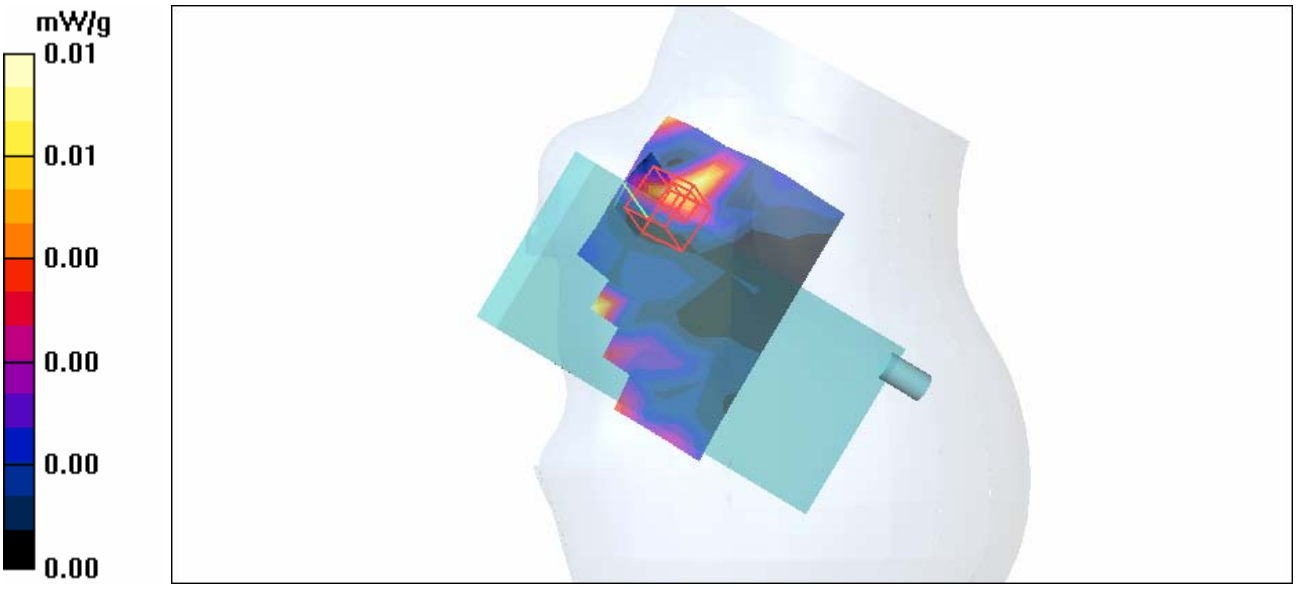

Date/Time: 2005/10/17 12:34:51

Test Laboratory: Advance Data Technology

Right Head-Tilt-BT-Ch78-Mode 22

DUT: EDA-Enterprise Digital Assistant ; Type: MC7004 ; Test Frequency: 2480 MHz

Communication System: Bluetooth ; Frequency: 2480 MHz; Duty Cycle: 1:1
Medium: HSL2450 Medium parameters used: f = 2480 MHz; σ = 1.84 mho/m; ε_r = 38.2; ρ = 1000 kg/m^3 ;
Liquid level: 155 mm
Phantom section: Right Section ; DUT test position : Tilt ; Modulation type: GFSK
Antenna type : Chip Antenna ; Air temp. : 22.7 degrees ; Liquid temp. : 21.6 degrees

DASY4 Configuration:
- Probe: ET3DV6 - SN1790 ; ConvF(4.74, 4.74, 4.74) ; Calibrated: 2004/12/20
- Sensor-Surface: 4mm (Mechanical Surface Detection)
- Electronics: DAE3 Sn579; Calibrated: 2005/3/23
- Phantom: SAM 12; Type: SAM V4.0; Serial: TP 1202
- Measurement SW: DASY4, V4.5 Build 19; Postprocessing SW: SEMCAD, V1.8 Build 146

Tilt position - High Channel 78/Area Scan (9x7x1): Measurement grid: dx=15mm, dy=15mm
Maximum value of SAR (measured) = 0.01 mW/g

Tilt position - High Channel 78/Zoom Scan (7x7x7) (7x7x7)/Cube 0: Measurement grid: dx=5mm, dy=5mm, dz=5mm
Reference Value = 0.125 V/m
Peak SAR (extrapolated) = 0.014 W/kg
SAR(1 g) = 0.000432 mW/g; SAR(10 g) = 4.41e-005 mW/g
Maximum value of SAR (measured) = 0.014 mW/g

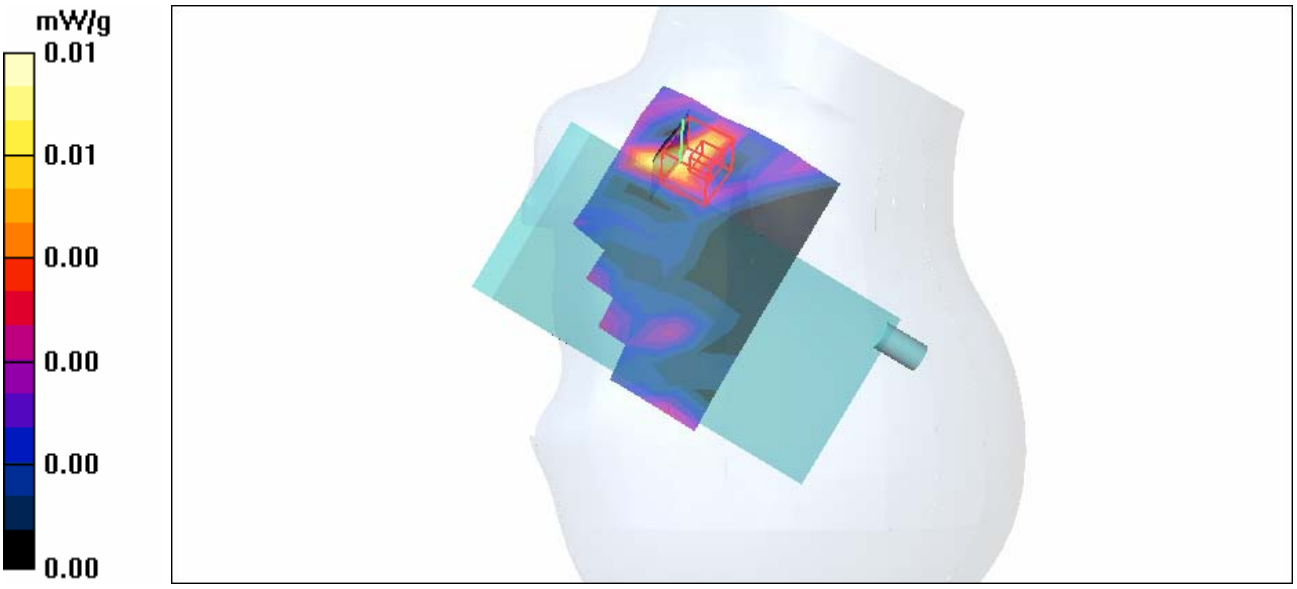

Date/Time: 2005/10/17 13:09:37

Test Laboratory: Advance Data Technology

Left Head-Cheek-BT-Ch0-Mode 23

DUT: EDA-Enterprise Digital Assistant ; Type: MC7004 ; Test Frequency: 2402 MHz

Communication System: Bluetooth ; Frequency: 2402 MHz ; Duty Cycle: 1:1
Phantom: SAM 12 Medium parameters used: f = 2402 MHz; σ = 1.76 mho/m; ε_r = 38.5; ρ = 1000 kg/m^3 ;
Liquid level: 155mm
Phantom section: Left Section ; DUT test position : Cheek ; Modulation type: GFSK
Antenna type : Chip Antenna ; Air temp. : 22.7 degrees ; Liquid temp. : 21.6 degrees

DASY4 Configuration:
- Probe: ET3DV6 - SN1790; ConvF(4.74, 4.74, 4.74) ; Calibrated: 2004/12/20
- Sensor-Surface: 4mm (Mechanical Surface Detection)
- Electronics: DAE3 Sn579; Calibrated: 2005/3/23
- Phantom: SAM 12; Type: SAM V4.0; Serial: TP 1202
- Measurement SW: DASY4, V4.5 Build 19; Postprocessing SW: SEMCAD, V1.8 Build 146

Touch position - Low Channel 0/Area Scan (9x7x1): Measurement grid: dx=15mm, dy=15mm
Maximum value of SAR (measured) = 0.01 mW/g

Touch position - Low Channel 0/Zoom Scan (7x7x7) (7x7x7)/Cube 0: Measurement grid: dx=5mm, dy=5mm, dz=5mm
Reference Value = 0.797 V/m
Peak SAR (extrapolated) = 0.021 W/kg
SAR(1 g) = 0.00417 mW/g; SAR(10 g) = 0.00055 mW/g



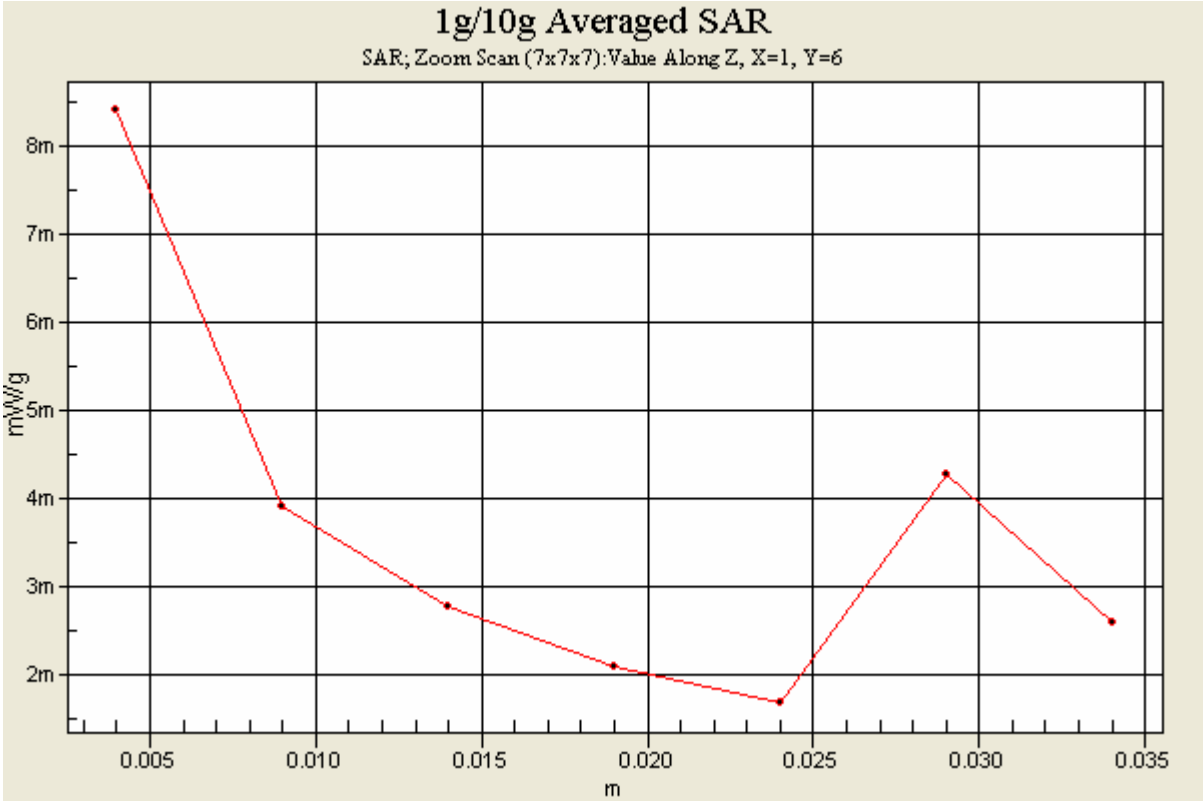
1g/10g Averaged SAR
SAR; Zoom Scan (7x7x7):Value Along Z, X=1, Y=6
mW/g
8m
7m
6m
5m
4m
3m
2m
0.005
0.010
0.015
0.020
0.025
0.030
0.035
m

Date/Time: 2005/10/17 13:24:23

Test Laboratory: Advance Data Technology

Left Head-Cheek-BT-Ch39-Mode 23

DUT: EDA-Enterprise Digital Assistant ; Type: MC7004 ; Test Frequency: 2441 MHz

Communication System: Bluetooth ; Frequency: 2441 MHz ; Duty Cycle: 1:1
Phantom: SAM 12 Medium parameters used: f = 2441 MHz; σ = 1.79 mho/m; ε_r = 38.4; ρ = 1000 kg/m^3 ;
Liquid level: 155mm
Phantom section: Left Section ; DUT test position : Cheek ; Modulation type: GFSK
Antenna type : Chip Antenna ; Air temp. : 22.7 degrees ; Liquid temp. : 21.6 degrees

DASY4 Configuration:
- Probe: ET3DV6 - SN1790; ConvF(4.74, 4.74, 4.74) ; Calibrated: 2004/12/20
- Sensor-Surface: 4mm (Mechanical Surface Detection)
- Electronics: DAE3 Sn579; Calibrated: 2005/3/23
- Phantom: SAM 12; Type: SAM V4.0; Serial: TP 1202
- Measurement SW: DASY4, V4.5 Build 19; Postprocessing SW: SEMCAD, V1.8 Build 146

Touch position - Mid Channel 39/Area Scan (9x7x1): Measurement grid: dx=15mm, dy=15mm
Maximum value of SAR (measured) = 0.01 mW/g

Touch position - Mid Channel 39/Zoom Scan (7x7x7) (7x7x7)/Cube 0: Measurement grid: dx=5mm, dy=5mm, dz=5mm
Reference Value = 0.974 V/m
Peak SAR (extrapolated) = 0.011 W/kg
SAR(1 g) = 0.00105 mW/g; SAR(10 g) = 0.000191 mW/g

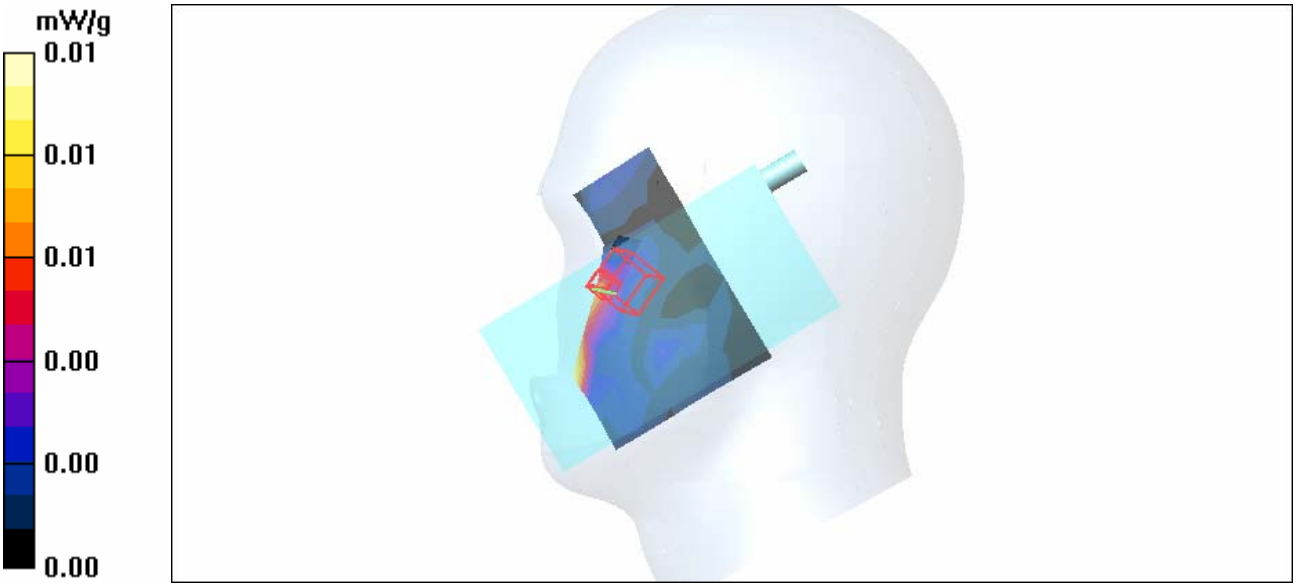

Date/Time: 2005/10/17 13:46:06

Test Laboratory: Advance Data Technology

Left Head-Cheek-BT-Ch78-Mode 23

DUT: EDA-Enterprise Digital Assistant ; Type: MC7004 ; Test Frequency: 2480 MHz

Communication System: Bluetooth ; Frequency: 2480 MHz ; Duty Cycle: 1:1
Phantom: SAM 12 Medium parameters used: f = 2480 MHz; σ = 1.84 mho/m; ε_r = 38.2; ρ = 1000 kg/m^3 ;
Liquid level: 155mm
Phantom section: Left Section ; DUT test position : Cheek ; Modulation type: GFSK
Antenna type : Chip Antenna ; Air temp. : 22.7 degrees ; Liquid temp. : 21.6 degrees

DASY4 Configuration:
- Probe: ET3DV6 - SN1790; ConvF(4.74, 4.74, 4.74) ; Calibrated: 2004/12/20
- Sensor-Surface: 4mm (Mechanical Surface Detection)
- Electronics: DAE3 Sn579; Calibrated: 2005/3/23
- Phantom: SAM 12; Type: SAM V4.0; Serial: TP 1202
- Measurement SW: DASY4, V4.5 Build 19; Postprocessing SW: SEMCAD, V1.8 Build 146

Touch position - High Channel 78/Area Scan (9x7x1): Measurement grid: dx=15mm, dy=15mm
Maximum value of SAR (measured) = 0.010 mW/g

Touch position - High Channel 78/Zoom Scan (7x7x7) (7x7x7)/Cube 0: Measurement grid: dx=5mm, dy=5mm, dz=5mm
Reference Value = 0.630 V/m
Peak SAR (extrapolated) = 0.025 W/kg
SAR(1 g) = 0.00195 mW/g; SAR(10 g) = 0.00028 mW/g
Maximum value of SAR (measured) = 0.011 mW/g



Date/Time: 2005/10/17 14:10:56

Test Laboratory: Advance Data Technology

Left Head-Tilt-BT-Ch0-Mode 24

DUT: EDA-Enterprise Digital Assistant ; Type: MC7004 ; Test Frequency: 2402 MHz

Communication System: Bluetooth ; Frequency: 2402 MHz; Duty Cycle: 1:1
Medium: HSL2450 Medium parameters used: f = 2402 MHz; σ = 1.76 mho/m; ε_r = 38.5; ρ = 1000 kg/m^3 ;
Liquid level: 155 mm
Phantom section: Left Section ; DUT test position : Tilt ; Modulation type: GFSK
Antenna type : Chip Antenna ; Air temp. : 22.7 degrees ; Liquid temp. : 21.6 degrees

DASY4 Configuration:
- Probe: ET3DV6 - SN1790 ; ConvF(4.74, 4.74, 4.74) ; Calibrated: 2004/12/20
- Sensor-Surface: 4mm (Mechanical Surface Detection)
- Electronics: DAE3 Sn579; Calibrated: 2005/3/23
- Phantom: SAM 12; Type: SAM V4.0; Serial: TP 1202
- Measurement SW: DASY4, V4.5 Build 19; Postprocessing SW: SEMCAD, V1.8 Build 146

Tilt position - Low Channel 0/Area Scan (9x7x1): Measurement grid: dx=15mm, dy=15mm
Maximum value of SAR (measured) = 0.010 mW/g

Tilt position - Low Channel 0/Zoom Scan (7x7x7) (7x7x7)/Cube 0: Measurement grid: dx=5mm, dy=5mm, dz=5mm
Reference Value = 0.283 V/m
Peak SAR (extrapolated) = 0.01 W/kg
SAR(1 g) = 0.00101 mW/g; SAR(10 g) = 0.000111 mW/g
Maximum value of SAR (measured) = 0.01 mW/g

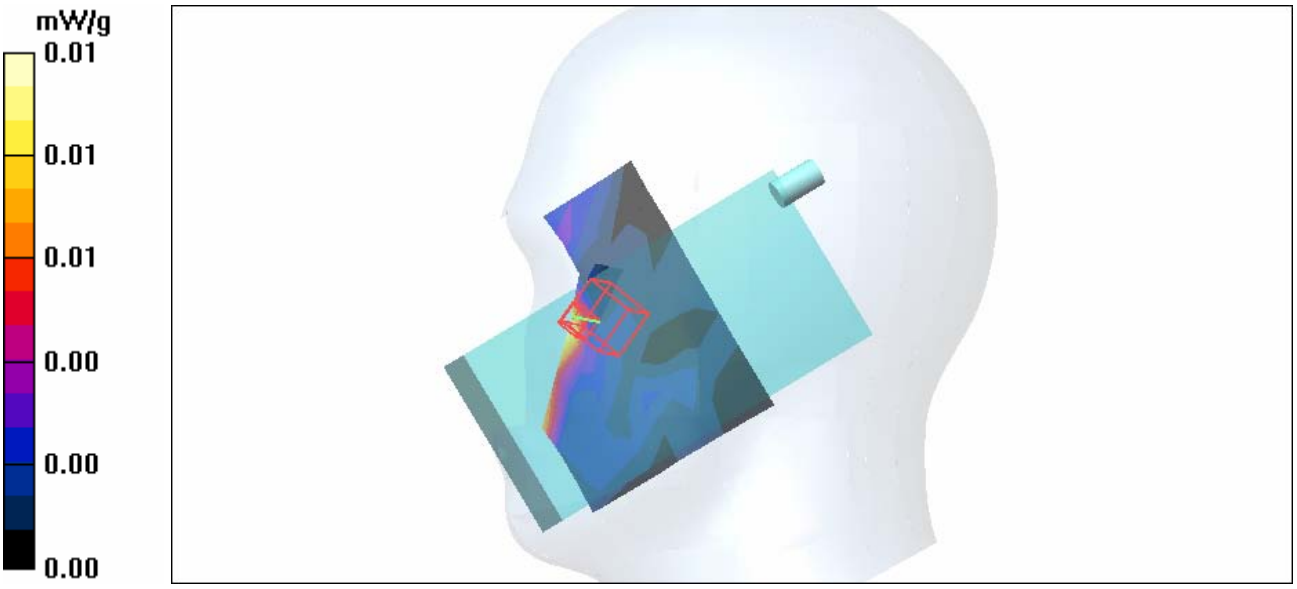

Date/Time: 2005/10/17 14:31:32

Test Laboratory: Advance Data Technology

Left Head-Tilt-BT-Ch39-Mode 24

DUT: EDA-Enterprise Digital Assistant ; Type: MC7004 ; Test Frequency: 2441 MHz

Communication System: Bluetooth ; Frequency: 2441 MHz; Duty Cycle: 1:1
Medium: HSL2450 Medium parameters used: f = 2441 MHz; σ = 1.79 mho/m; ε_r = 38.4; ρ = 1000 kg/m^3 ;
Liquid level: 155 mm
Phantom section: Left Section ; DUT test position : Tilt ; Modulation type: GFSK
Antenna type : Chip Antenna ; Air temp. : 22.7 degrees ; Liquid temp. : 21.6 degrees

DASY4 Configuration:
- Probe: ET3DV6 - SN1790 ; ConvF(4.74, 4.74, 4.74) ; Calibrated: 2004/12/20
- Sensor-Surface: 4mm (Mechanical Surface Detection)
- Electronics: DAE3 Sn579; Calibrated: 2005/3/23
- Phantom: SAM 12; Type: SAM V4.0; Serial: TP 1202
- Measurement SW: DASY4, V4.5 Build 19; Postprocessing SW: SEMCAD, V1.8 Build 146

Tilt position - Mid Channel 39/Area Scan (9x7x1): Measurement grid: dx=15mm, dy=15mm
Maximum value of SAR (measured) = 0.01 mW/g

Tilt position - Mid Channel 39/Zoom Scan (7x7x7) (7x7x7)/Cube 0: Measurement grid: dx=5mm, dy=5mm, dz=5mm
Reference Value = 0.662 V/m
Peak SAR (extrapolated) = 0.01 W/kg
SAR(1 g) = 0.000499 mW/g; SAR(10 g) = 6.83e-005 mW/g
Maximum value of SAR (measured) = 0.00 mW/g



Date/Time: 2005/10/17 14:55:43

Test Laboratory: Advance Data Technology

Left Head-Tilt-BT-Ch78-Mode 24

DUT: EDA-Enterprise Digital Assistant ; Type: MC7004 ; Test Frequency: 2480 MHz

Communication System: Bluetooth ; Frequency: 2480 MHz; Duty Cycle: 1:1
Medium: HSL2450 Medium parameters used: f = 2480 MHz; σ = 1.84 mho/m; ε_r = 38.2; ρ = 1000 kg/m^3 ;
Liquid level: 155 mm
Phantom section: Left Section ; DUT test position : Tilt ; Modulation type: GFSK
Antenna type : Chip Antenna ; Air temp. : 22.7 degrees ; Liquid temp. : 21.6 degrees

DASY4 Configuration:
- Probe: ET3DV6 - SN1790 ; ConvF(4.74, 4.74, 4.74) ; Calibrated: 2004/12/20
- Sensor-Surface: 4mm (Mechanical Surface Detection)
- Electronics: DAE3 Sn579; Calibrated: 2005/3/23
- Phantom: SAM 12; Type: SAM V4.0; Serial: TP 1202
- Measurement SW: DASY4, V4.5 Build 19; Postprocessing SW: SEMCAD, V1.8 Build 146

Tilt position - High Channel 78/Area Scan (9x7x1): Measurement grid: dx=15mm, dy=15mm
Maximum value of SAR (measured) = 0.01 mW/g

Tilt position - High Channel 78/Zoom Scan (7x7x7) (7x7x7)/Cube 0: Measurement grid: dx=5mm, dy=5mm, dz=5mm
Reference Value = 0.534 V/m
Peak SAR (extrapolated) = 0.015 W/kg
SAR(1 g) = 0.00158 mW/g; SAR(10 g) = 0.000242 mW/g

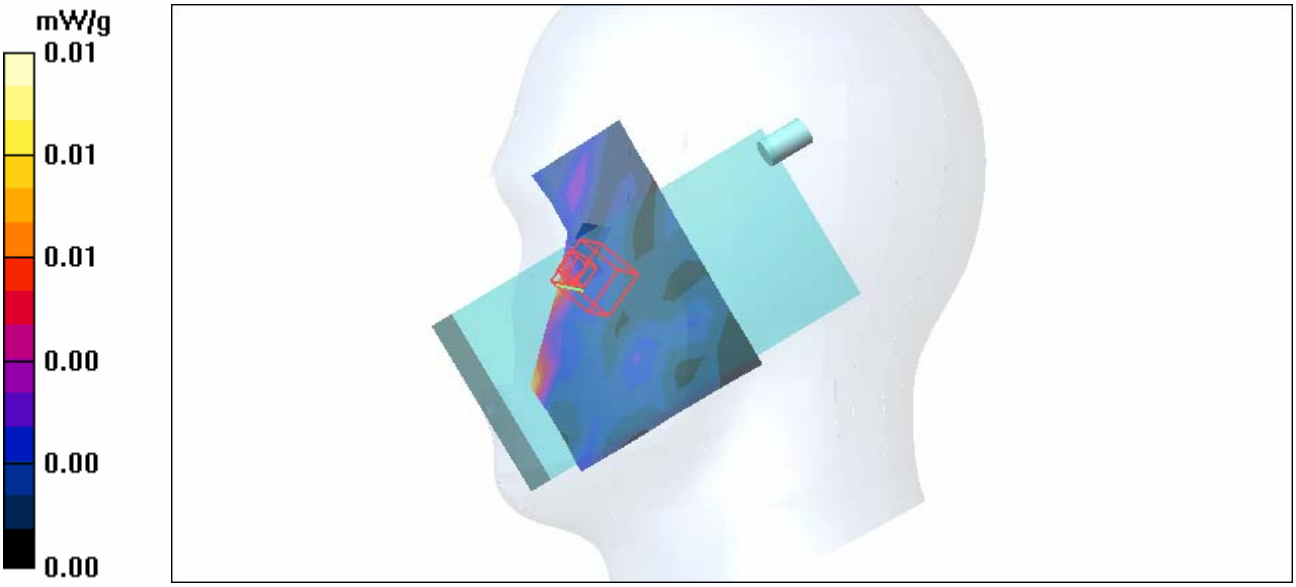

Date/Time: 2005/10/17 17:04:39

Test Laboratory: Advance Data Technology

Body Worn-BT-Ch0-Keypad Up-Mode 25

DUT: EDA-Enterprise Digital Assistant ; Type: MC7004 ; Test Frequency: 2402 MHz

Communication System: Bluetooth ; Frequency: 2402 MHz ; Duty Cycle: 1:1

Medium: MSL2450 Medium parameters used: f = 2402 MHz; σ = 1.91 mho/m; ε_r = 50.7; ρ = 1000 kg/m^3 ; Liquid Level : 151mm

Phantom section: Flat Section ; DUT test position : Body ; Modulation Type: GFSK

Separation Distance : 0 mm (The front side of the EUT to the Phantom)

Antenna Type : Chip Antenna ; Air Temp. : 22.5 degrees ; Liquid Temp. : 21.3 degrees

DASY4 Configuration:

- Probe: ET3DV6 - SN1790 ; ConvF(4.35, 4.35, 4.35) ; Calibrated: 2004/12/20
- Sensor-Surface: 4mm (Mechanical Surface Detection)
- Electronics: DAE3 Sn579 ; Calibrated: 2005/3/23
- Phantom: SAM 12 ; Type: SAM V4.0; Serial: TP 1202
- Measurement SW: DASY4, V4.5 Build 19 ; Postprocessing SW: SEMCAD, V1.8 Build 146

Low Channel 0/Area Scan (9x7x1): Measurement grid: dx=15mm, dy=15mm

Maximum value of SAR (measured) = 0.00 mW/g

Low Channel 0/Zoom Scan (7x7x7) (7x7x7)/Cube 0: Measurement grid: dx=5mm, dy=5mm, dz=5mm

Reference Value = 0.512 V/m

Peak SAR (extrapolated) = 0.01 W/kg

SAR(1 g) = 4.37e-005 mW/g; SAR(10 g) = 1.08e-005 mW/g

Maximum value of SAR (measured) = 0.01 mW/g

Low Channel 0/Zoom Scan (7x7x7) (7x7x7)/Cube 1: Measurement grid: dx=5mm, dy=5mm, dz=5mm

Reference Value = 0.512 V/m

Peak SAR (extrapolated) = 0.00 W/kg

SAR(1 g) = 6.33e-005 mW/g; SAR(10 g) = 9.61e-006 mW/g

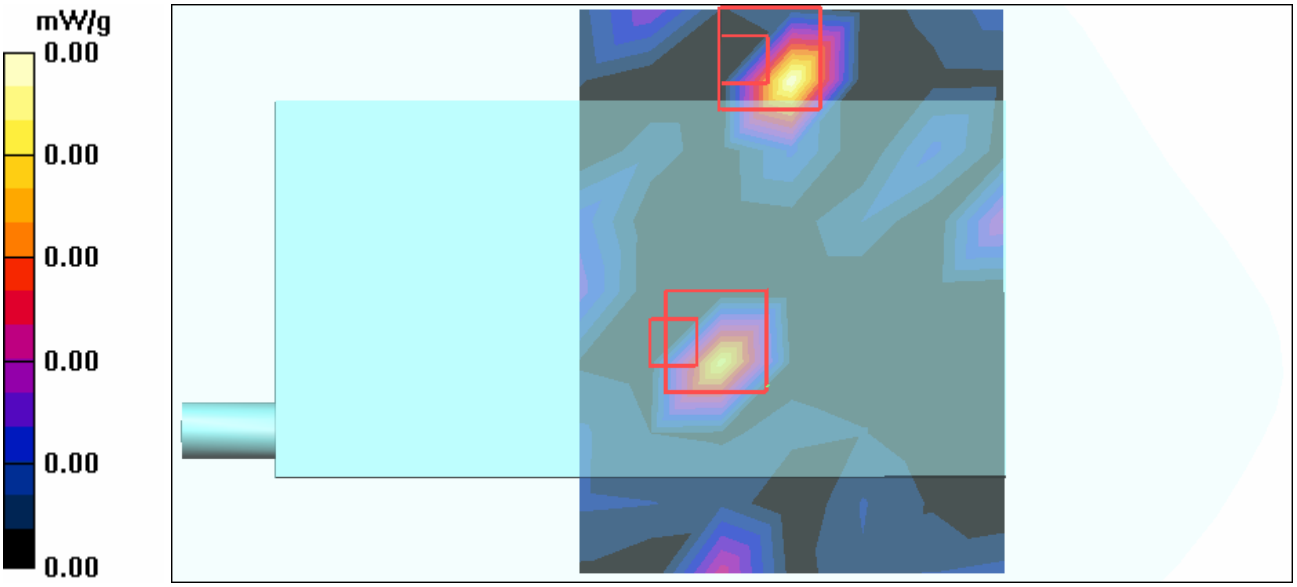

Date/Time: 2005/10/17 17:37:44

Test Laboratory: Advance Data Technology

Body Worn-BT-Ch39-Keypad Up-Mode 25

DUT: EDA-Enterprise Digital Assistant ; Type: MC7004 ; Test Frequency: 2441 MHz

Communication System: Bluetooth ; Frequency: 2441 MHz ; Duty Cycle: 1:1

Medium: MSL2450 Medium parameters used: f = 2441 MHz; σ = 1.96 mho/m; ε_r = 50.5; ρ = 1000 kg/m^3 ; Liquid Level : 151mm

Phantom section: Flat Section ; DUT test position : Body ; Modulation Type: GFSK

Separation Distance : 0 mm (The front side of the EUT to the Phantom)

Antenna Type : Chip Antenna ; Air Temp. : 22.5 degrees ; Liquid Temp. : 21.3 degrees

DASY4 Configuration:

- Probe: ET3DV6 - SN1790 ; ConvF(4.35, 4.35, 4.35) ; Calibrated: 2004/12/20
- Sensor-Surface: 4mm (Mechanical Surface Detection)
- Electronics: DAE3 Sn579 ; Calibrated: 2005/3/23
- Phantom: SAM 12 ; Type: SAM V4.0; Serial: TP 1202
- Measurement SW: DASY4, V4.5 Build 19 ; Postprocessing SW: SEMCAD, V1.8 Build 146

Mid Channel 39/Area Scan (9x7x1): Measurement grid: dx=15mm, dy=15mm

Maximum value of SAR (measured) = 0.00 mW/g

Mid Channel 39/Zoom Scan (7x7x7) (7x7x7)/Cube 0: Measurement grid: dx=5mm, dy=5mm, dz=5mm

Reference Value = 0.264 V/m

Peak SAR (extrapolated) = 0.01 W/kg

SAR(1 g) = 7.47e-005 mW/g; SAR(10 g) = 1.73e-005 mW/g

Maximum value of SAR (measured) = 0.01 mW/g

Mid Channel 39/Zoom Scan (7x7x7) (7x7x7)/Cube 1: Measurement grid: dx=5mm, dy=5mm, dz=5mm

Reference Value = 0.264 V/m

Peak SAR (extrapolated) = 0.01 W/kg

SAR(1 g) = 0.000148 mW/g; SAR(10 g) = 1.84e-005 mW/g

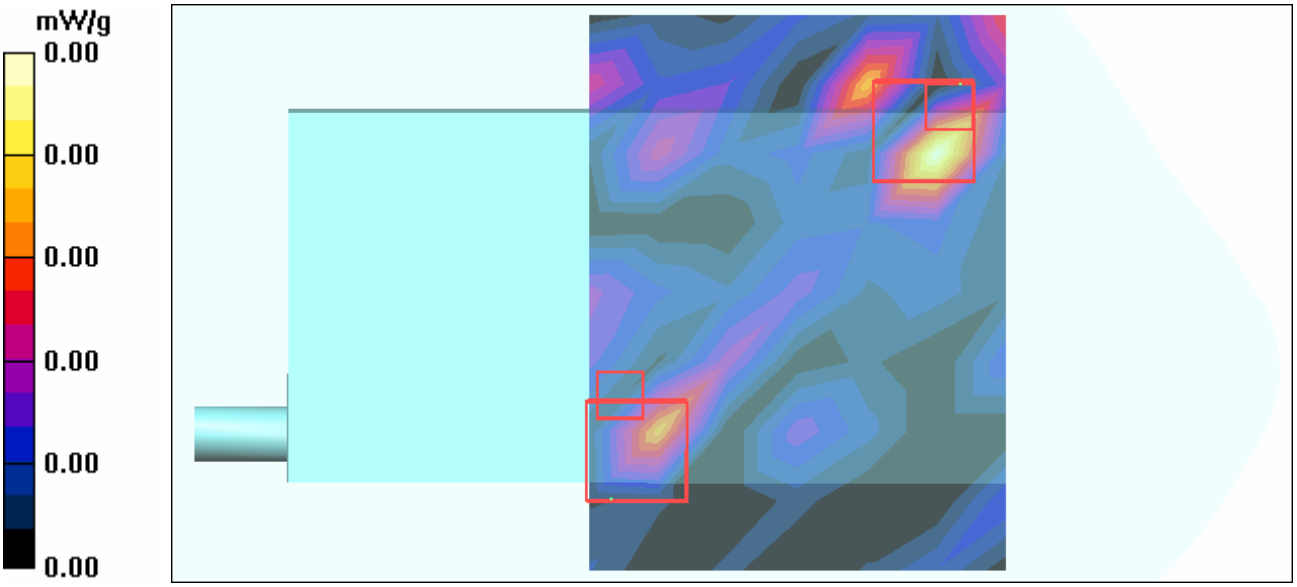

Date/Time: 2005/10/17 18:10:22

Test Laboratory: Advance Data Technology

Body Worn-BT-Ch78-Keypad Up-Mode 25

DUT: EDA-Enterprise Digital Assistant ; Type: MC7004 ; Test Frequency: 2480 MHz

Communication System: Bluetooth ; Frequency: 2480 MHz ; Duty Cycle: 1:1

Medium: MSL2450 Medium parameters used: f = 2480 MHz; σ = 2.02 mho/m; ε_r = 50.4; ρ = 1000 kg/m^3 ; Liquid Level : 151mm

Phantom section: Flat Section ; DUT test position : Body ; Modulation Type: GFSK

Separation Distance : 0 mm (The front side of the EUT to the Phantom)

Antenna Type : Chip Antenna ; Air Temp. : 22.5 degrees ; Liquid Temp. : 21.3 degrees

DASY4 Configuration:

- Probe: ET3DV6 - SN1790 ; ConvF(4.35, 4.35, 4.35) ; Calibrated: 2004/12/20
- Sensor-Surface: 4mm (Mechanical Surface Detection)
- Electronics: DAE3 Sn579 ; Calibrated: 2005/3/23
- Phantom: SAM 12 ; Type: SAM V4.0; Serial: TP 1202
- Measurement SW: DASY4, V4.5 Build 19 ; Postprocessing SW: SEMCAD, V1.8 Build 146

High Channel 78/Area Scan (9x7x1): Measurement grid: dx=15mm, dy=15mm

Maximum value of SAR (measured) = 0.00 mW/g

High Channel 78/Zoom Scan (7x7x7) (7x7x7)/Cube 0: Measurement grid: dx=5mm, dy=5mm, dz=5mm

Reference Value = 0.557 V/m

Peak SAR (extrapolated) = 0.01 W/kg

SAR(1 g) = 0.000178 mW/g; SAR(10 g) = 3.92e-005 mW/g

Maximum value of SAR (measured) = 0.01 mW/g

High Channel 78/Zoom Scan (7x7x7) (7x7x7)/Cube 1: Measurement grid: dx=5mm, dy=5mm, dz=5mm

Reference Value = 0.557 V/m

Peak SAR (extrapolated) = 0.023 W/kg

SAR(1 g) = 0.000233 mW/g; SAR(10 g) = 9.96e-005 mW/g

Maximum value of SAR (measured) = 0.010 mW/g

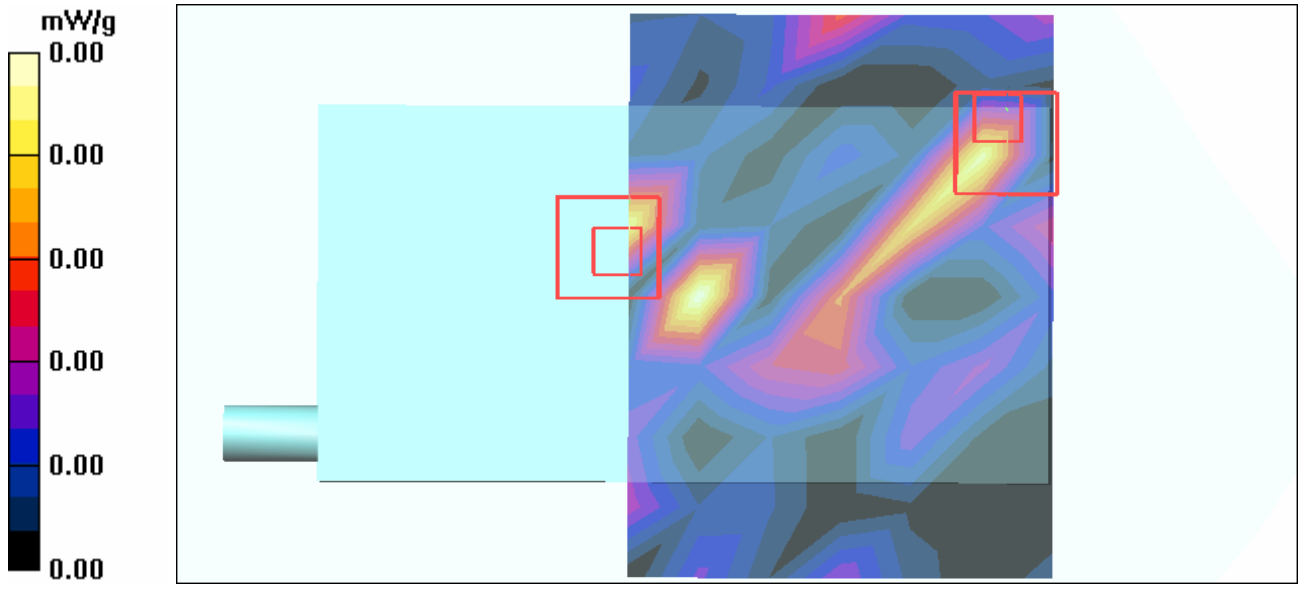

Date/Time: 2005/10/17 14:24:37

Test Laboratory: Advance Data Technology

Co-located-Left Head-Cheek-GSM850 Ch251+BT Ch0-Mode 26

DUT: EDA-Enterprise Digital Assistant ; Type: MC7004 ; Test Frequency: 848.8 MHzFrequency: 2402 MHz

Communication System: PCS 850Communication System: Bluetooth ; Frequency: 848.8 MHzFrequency: 2402 MHz ; Duty Cycle: 1:8.3Duty Cycle: 1:1
Phantom: SAM 12 Medium parameters used: f = 848.8 MHz; σ = 0.94 mho/m; ε_r = 43.2; ρ = 1000 kg/m^3
Medium parameters used: f = 2402 MHz; σ = 1.76 mho/m; ε_r = 38.5; ρ = 1000 kg/m^3 ; Liquid level: 155mm
Phantom section: Left Section ; DUT test position : Cheek ; Modulation type: GFSK
Antenna type : Chip Antenna ; Air temp. : 22.7 degrees ; Liquid temp. : 21.6 degrees

DASY4 Configuration:
- Probe: ET3DV6 - SN1790; ConvF(6.94, 6.94, 6.94)ConvF(4.74, 4.74, 4.74) ; Calibrated: 2004/12/20
- Sensor-Surface: 4mm (Mechanical Surface Detection)
- Electronics: DAE3 Sn579; Calibrated: 2005/3/23
- Phantom: SAM 12; Type: SAM V4.0; Serial: TP 1202
- Measurement SW: DASY4, V4.5 Build 19; Postprocessing SW: SEMCAD, V1.8 Build 146

Touch position - High Channel 251/Area Scan (8x13x1): Measurement grid: dx=15mm, dy=15mm
Maximum value of SAR (measured) = 0.475 mW/g

Touch position - High Channel 251/Zoom Scan (7x7x7) (7x7x7)/Cube 0: Measurement grid: dx=5mm, dy=5mm, dz=5mm
Reference Value = 19.4 V/m
Peak SAR (extrapolated) = 0.701 W/kg
SAR(1 g) = 0.450 mW/g; SAR(10 g) = 0.296 mW/g
Maximum value of SAR (measured) = 0.486 mW/g

Touch position - Low Channel 0/Area Scan (9x7x1): Measurement grid: dx=15mm, dy=15mm
Maximum value of SAR (measured) = 0.01 mW/g
Touch position - Low Channel 0/Zoom Scan (7x7x7) (7x7x7)/Cube 0: Measurement grid: dx=5mm, dy=5mm, dz=5mm
Reference Value = 0.797 V/m
Peak SAR (extrapolated) = 0.021 W/kg
SAR(1 g) = 0.00417 mW/g; SAR(10 g) = 0.00055 mW/g

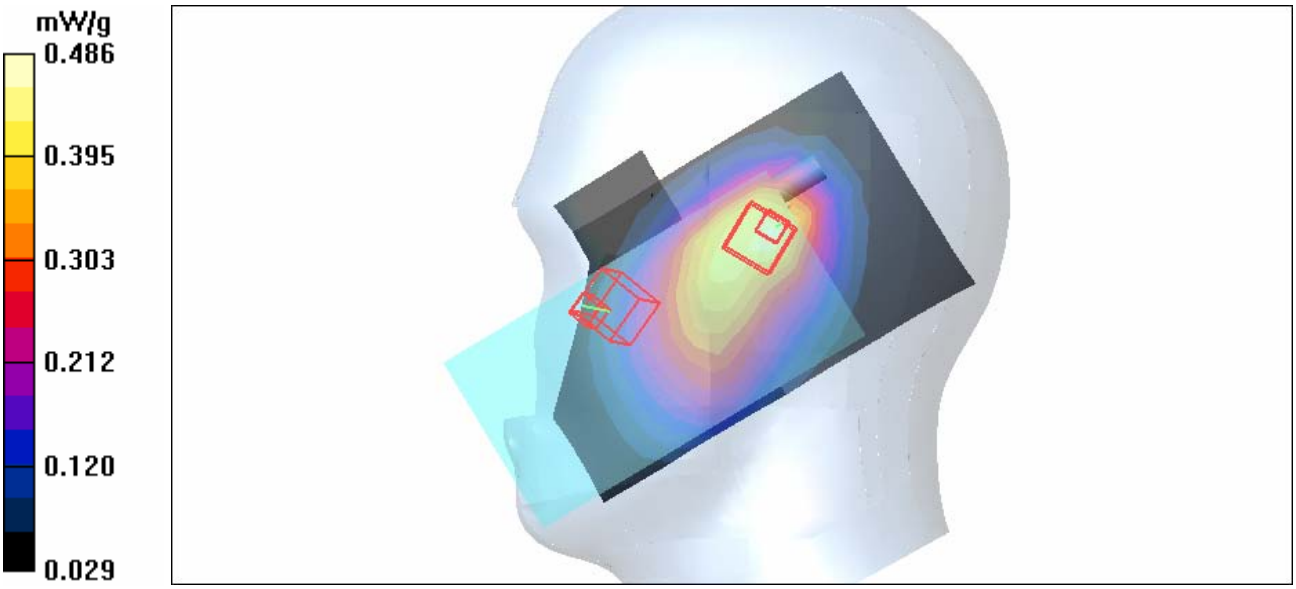
mW/g
0.486
0.395
0.303
0.212
0.120
0.029

Date/Time: 2005/10/17 18:10:22

Test Laboratory: Advance Data Technology

Co-located-Body Worn-Keypad Up-GPRS850 Ch251+BT Ch78-Mode 27

DUT: EDA-Enterprise Digital Assistant ; Type: MC7004 ; Test Frequency: 848.8 MHzFrequency: 2480 MHz

Communication System: PCS 850Communication System: Bluetooth ; Frequency: 848.8 MHzFrequency: 2480 MHz ; Duty Cycle: 1:4Duty Cycle: 1:1

Medium: MSL835Medium: MSL2450 Medium parameters used: f = 848.8 MHz; σ = 0.99 mho/m; ε_r = 55.7; ρ = 1000 kg/m^3 Medium parameters used: f = 2480 MHz; σ = 2.02 mho/m; ε_r = 50.4; ρ = 1000 kg/m^3 ; Liquid Level : 151mm

Phantom section: Flat Section ; DUT test position : Body ; Modulation Type: GFSK

Separation Distance : 0 mm (The front side of the EUT to the Phantom)

Antenna Type : Chip Antenna ; Air Temp. : 22.5 degrees ; Liquid Temp. : 21.3 degrees

DASY4 Configuration:

- Probe: ET3DV6 - SN1790 ; ConvF(6.65, 6.65, 6.65)ConvF(4.35, 4.35, 4.35) ; Calibrated: 2004/12/20
- Sensor-Surface: 4mm (Mechanical Surface Detection)
- Electronics: DAE3 Sn579 ; Calibrated: 2005/3/23
- Phantom: SAM 12 ; Type: SAM V4.0; Serial: TP 1202
- Measurement SW: DASY4, V4.5 Build 19 ; Postprocessing SW: SEMCAD, V1.8 Build 146

High Channel 251/Area Scan (9x13x1): Measurement grid: dx=15mm, dy=15mm

Maximum value of SAR (measured) = 0.160 mW/g

High Channel 251/Zoom Scan (7x7x7) (7x7x7)/Cube 0: Measurement grid: dx=5mm, dy=5mm, dz=5mm

Reference Value = 12.6 V/m

Peak SAR (extrapolated) = 0.191 W/kg

SAR(1 g) = 0.151 mW/g; SAR(10 g) = 0.113 mW/g

Maximum value of SAR (measured) = 0.159 mW/g

High Channel 78/Area Scan (9x7x1): Measurement grid: dx=15mm, dy=15mm

Maximum value of SAR (measured) = 0.00 mW/g

High Channel 78/Zoom Scan (7x7x7) (7x7x7)/Cube 0: Measurement grid: dx=5mm, dy=5mm, dz=5mm

Reference Value = 0.557 V/m

Peak SAR (extrapolated) = 0.01 W/kg

SAR(1 g) = 0.000178 mW/g; SAR(10 g) = 3.92e-005 mW/g

Maximum value of SAR (measured) = 0.01 mW/g

High Channel 78/Zoom Scan (7x7x7) (7x7x7)/Cube 1: Measurement grid: dx=5mm, dy=5mm, dz=5mm

Reference Value = 0.557 V/m

Peak SAR (extrapolated) = 0.023 W/kg

SAR(1 g) = 0.000233 mW/g; SAR(10 g) = 9.96e-005 mW/g

Maximum value of SAR (measured) = 0.010 mW/g

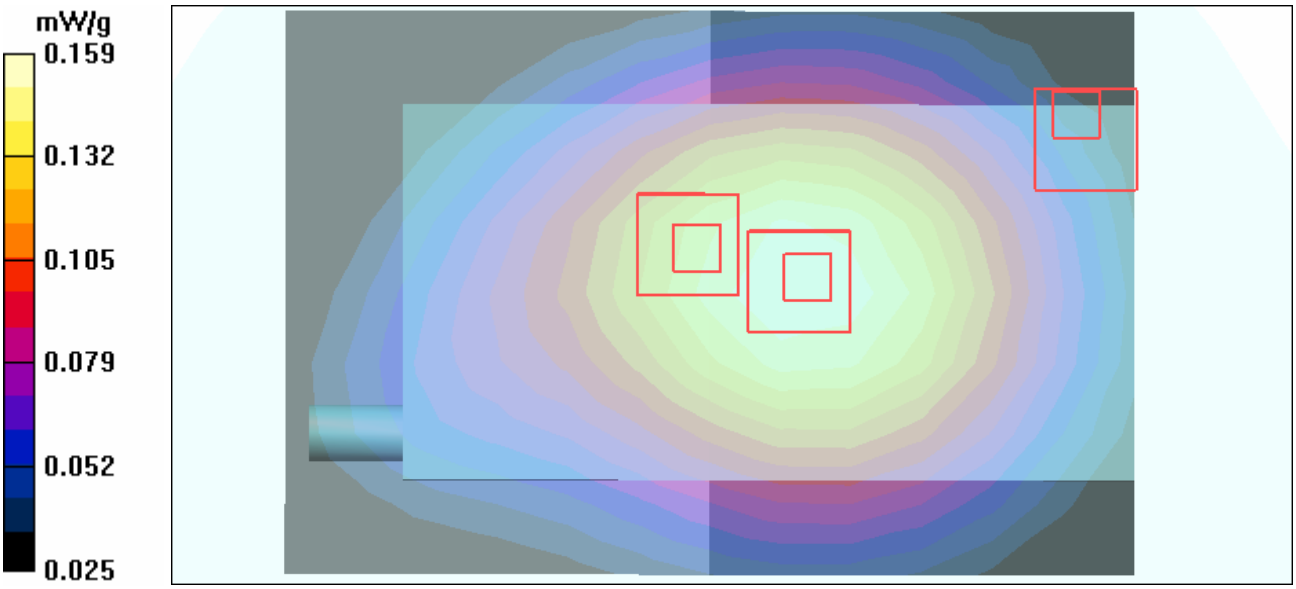
mW/g
0.159
0.132
0.105
0.079
0.052
0.025

Date/Time: 2005/10/17 15:55:43

Test Laboratory: Advance Data Technology

Co-located-Left Head-Tilt-PCS1900 Ch512+BT Ch78-Mode 28

DUT: EDA-Enterprise Digital Assistant ; Type: MC7004 ; Test Frequency: 1850.2 MHzFrequency: 2480 MHz

Communication System: PCS 1900Communication System: Bluetooth ; Frequency: 1850.2 MHzFrequency: 2480 MHz; Duty Cycle: 1:8.3Duty Cycle: 1:1
Medium: HSL1900Medium: HSL2450 Medium parameters used: f = 1850.2 MHz; σ = 1.35 mho/m; ε_r = 39.5; ρ = 1000 kg/m^3 Medium parameters used: f = 2480 MHz; σ = 1.84 mho/m; ε_r = 38.2; ρ = 1000 kg/m^3 ; Liquid level: 155 mm
Phantom section: Left Section ; DUT test position : Tilt ; Modulation type: GFSK
Antenna type : Chip Antenna ; Air temp. : 22.7 degrees ; Liquid temp. : 21.6 degrees

DASY4 Configuration:
- Probe: ET3DV6 - SN1790 ; ConvF(5.26, 5.26, 5.26)ConvF(4.74, 4.74, 4.74) ; Calibrated: 2004/12/20
- Sensor-Surface: 4mm (Mechanical Surface Detection)
- Electronics: DAE3 Sn579; Calibrated: 2005/3/23
- Phantom: SAM 12; Type: SAM V4.0; Serial: TP 1202
- Measurement SW: DASY4, V4.5 Build 19; Postprocessing SW: SEMCAD, V1.8 Build 146

Tilt position - Low Channel 512/Area Scan (8x13x1): Measurement grid: dx=15mm, dy=15mm
Maximum value of SAR (measured) = 0.453 mW/g

Tilt position - Low Channel 512/Zoom Scan (7x7x7) (7x7x7)/Cube 0: Measurement grid: dx=5mm, dy=5mm, dz=5mm
Reference Value = 12.8 V/m
Peak SAR (extrapolated) = 0.806 W/kg
SAR(1 g) = 0.457 mW/g; SAR(10 g) = 0.247 mW/g
Maximum value of SAR (measured) = 0.509 mW/g

Tilt position - High Channel 78/Area Scan (9x7x1): Measurement grid: dx=15mm, dy=15mm
Maximum value of SAR (measured) = 0.01 mW/g

Tilt position - High Channel 78/Zoom Scan (7x7x7) (7x7x7)/Cube 0: Measurement grid: dx=5mm, dy=5mm, dz=5mm
Reference Value = 0.534 V/m
Peak SAR (extrapolated) = 0.015 W/kg
SAR(1 g) = 0.00158 mW/g; SAR(10 g) = 0.000242 mW/g

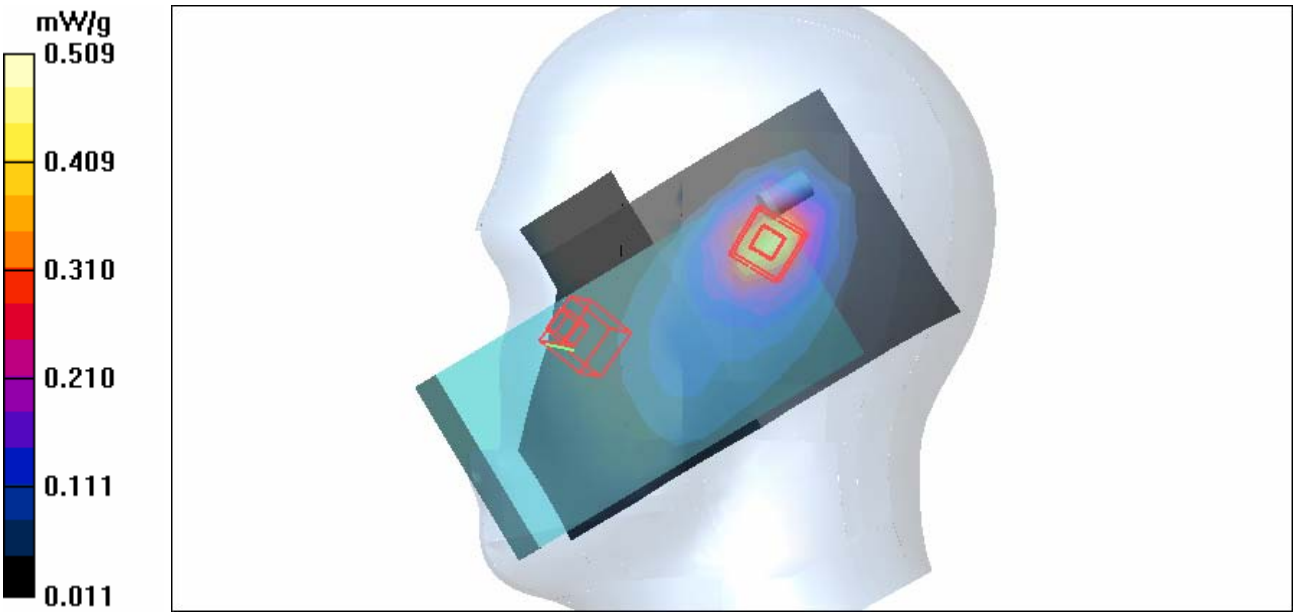
mW/g
0.509
0.409
0.310
0.210
0.111
0.011

Date/Time: 2005/10/17 18:10:22

Test Laboratory: Advance Data Technology

Co-located-Body Worn-Keypad Up-E-GPRS1900 Ch661+BT Ch78-Mode 29

DUT: EDA-Enterprise Digital Assistant ; Type: MC7004 ; Test Channel Frequency: 1880 MHzFrequency: 2480 MHz

Communication System: PCS 1900Communication System: Bluetooth ; Frequency: 1880 MHzFrequency: 2480 MHz ; Duty Cycle: 1:4Duty Cycle: 1:1

Medium: MSL1900Medium: MSL2450 Medium parameters used: f = 1880 MHz; σ = 1.53 mho/m; ε_r = 52.3; ρ = 1000 kg/m^3 Medium parameters used: f = 2480 MHz; σ = 2.02 mho/m; ε_r = 50.4; ρ = 1000 kg/m^3 ; Liquid Level : 151mm

Phantom section: Flat Section ; DUT test position : Body ; Modulation Type: GFSK

Separation Distance : 0 mm (The front side of the EUT to the Phantom)

Antenna Type : Chip Antenna ; Air Temp. : 22.5 degrees ; Liquid Temp. : 21.3 degrees

DASY4 Configuration:

- Probe: ET3DV6 - SN1790 ; ConvF(4.71, 4.71, 4.71)ConvF(4.35, 4.35, 4.35) ; Calibrated: 2004/12/20
- Sensor-Surface: 4mm (Mechanical Surface Detection)
- Electronics: DAE3 Sn579 ; Calibrated: 2005/3/23
- Phantom: SAM 12 ; Type: SAM V4.0; Serial: TP 1202
- Measurement SW: DASY4, V4.5 Build 19 ; Postprocessing SW: SEMCAD, V1.8 Build 146

Mid Channel 661/Area Scan (9x13x1): Measurement grid: dx=15mm, dy=15mm

Maximum value of SAR (measured) = 0.091 mW/g

Mid Channel 661/Zoom Scan (7x7x7) (7x7x7)/Cube 0: Measurement grid: dx=5mm, dy=5mm, dz=5mm

Reference Value = 7.59 V/m

Peak SAR (extrapolated) = 0.390 W/kg

SAR(1 g) = 0.101 mW/g; SAR(10 g) = 0.049 mW/g

Maximum value of SAR (measured) = 0.094 mW/g

Mid Channel 661/Zoom Scan (7x7x7) (7x7x7)/Cube 1: Measurement grid: dx=5mm, dy=5mm, dz=5mm

Reference Value = 7.59 V/m

Peak SAR (extrapolated) = 0.100 W/kg

SAR(1 g) = 0.072 mW/g; SAR(10 g) = 0.048 mW/g

Maximum value of SAR (measured) = 0.078 mW/g

High Channel 78/Area Scan (9x7x1): Measurement grid: dx=15mm, dy=15mm

Maximum value of SAR (measured) = 0.00 mW/g

High Channel 78/Zoom Scan (7x7x7) (7x7x7)/Cube 0: Measurement grid: dx=5mm, dy=5mm, dz=5mm

Reference Value = 0.557 V/m

Peak SAR (extrapolated) = 0.01 W/kg

SAR(1 g) = 0.000178 mW/g; SAR(10 g) = 3.92e-005 mW/g

Maximum value of SAR (measured) = 0.01 mW/g

High Channel 78/Zoom Scan (7x7x7) (7x7x7)/Cube 1: Measurement grid: dx=5mm, dy=5mm, dz=5mm
Reference Value = 0.557 V/m
Peak SAR (extrapolated) = 0.023 W/kg
SAR(1 g) = 0.000233 mW/g; SAR(10 g) = 9.96e-005 mW/g
Maximum value of SAR (measured) = 0.010 mW/g

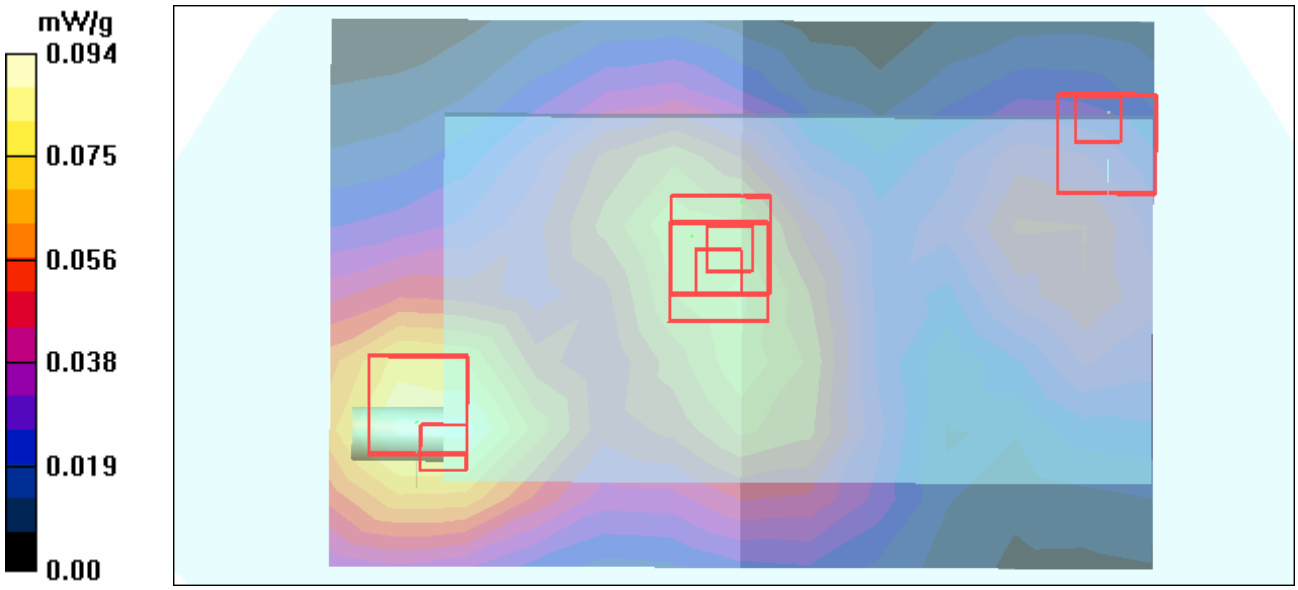

Date/Time: 2005/10/13 10:28:23

Test Laboratory: Advance Data Technology

System Validation Check-HSL 835MHz

DUT: Dipole 835 MHz ; Type: D835V2 ; Serial: 4d021 ; Test Frequency: 835 MHz

Communication System: CW ; Frequency: 835 MHz; Duty Cycle: 1:1; Modulation type: CW
Medium: HSL835;Medium parameters used: f = 835 MHz; σ = 0.93 mho/m; ε_r = 43.3; ρ = 1000 kg/m^3 ;
Liquid level : 151 mm
Phantom section: Flat Section ; Separation distance : 15 mm (The feetpoint of the dipole to the Phantom)Air temp. : 22.8 degrees ; Liquid temp. : 21.6 degrees

DASY4 Configuration:
- Probe: ET3DV6 - SN1790 ; ConvF(6.94, 6.94, 6.94) ; Calibrated: 2004/12/20
- Sensor-Surface: 4mm (Mechanical Surface Detection)
- Electronics: DAE3 Sn579; Calibrated: 2005/3/23
- Phantom: SAM 12; Type: SAM V4.0; Serial: TP 1202
- Measurement SW: DASY4, V4.5 Build 19; Postprocessing SW: SEMCAD, V1.8 Build 146

d=15mm, Pin=250mW/Area Scan (7x9x1): Measurement grid: dx=15mm, dy=15mm
Maximum value of SAR (measured) = 2.19 mW/g

d=15mm, Pin=250mW/Zoom Scan (7x7x7) (7x7x7)/Cube 0: Measurement grid: dx=5mm, dy=5mm, dz=5mm
Reference Value = 51.7 V/m; Power Drift = -0.047 dB
Peak SAR (extrapolated) = 3.20 W/kg
SAR(1 g) = 2.19 mW/g; SAR(10 g) = 1.43 mW/g
Maximum value of SAR (measured) = 2.34 mW/g

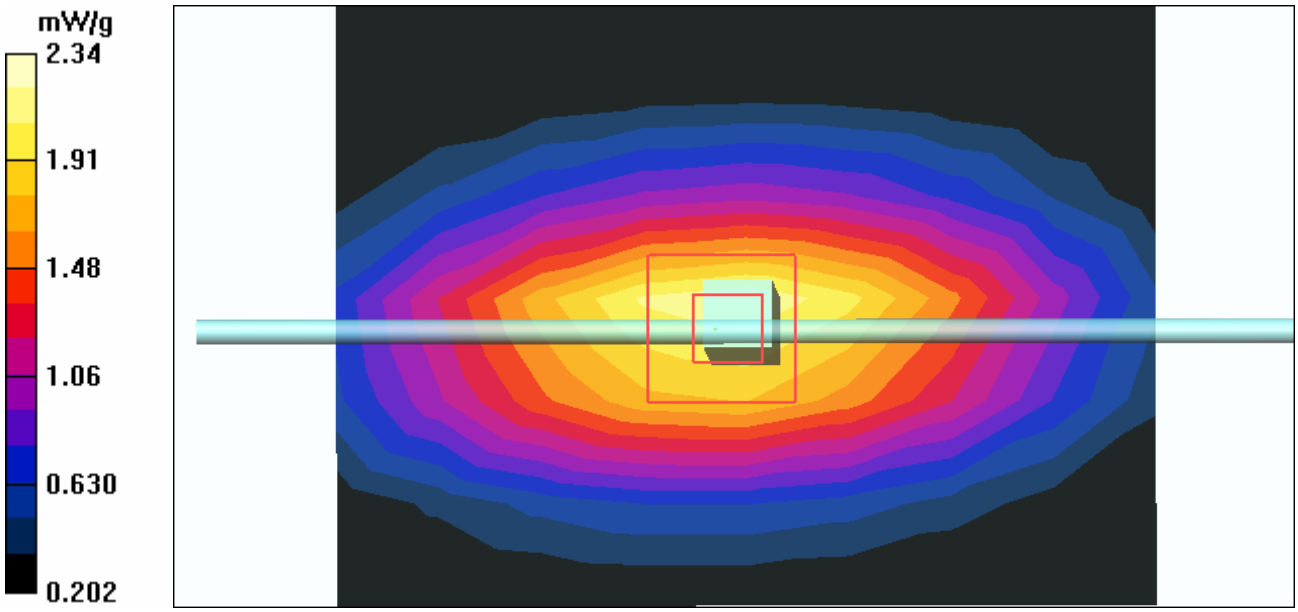

Date/Time: 2005/10/13 10:57:39

Test Laboratory: Advance Data Technology

System Validation Check-MSL 835MHz

DUT: Dipole 850 MHz ; Type: D835V2 ; Serial: 4d021 ; Test Frequency: 835 MHz

Communication System: CW ; Frequency: 835 MHz; Duty Cycle: 1:1; Modulation type: CW
Medium: MSL835;Medium parameters used: f = 835 MHz; σ = 0.98 mho/m; ε_r = 55.8; ρ = 1000 kg/m^3 ;
Liquid level : 150 mm
Phantom section: Flat Section ; Separation distance : 15 mm (The feetpoint of the dipole to the Phantom)Air temp. : 23.1 degrees ; Liquid temp. : 22.2 degrees

DASY4 Configuration:
- Probe: ET3DV6 - SN1790 ; ConvF(6.65, 6.65, 6.65) ; Calibrated: 2004/12/20
- Sensor-Surface: 4mm (Mechanical Surface Detection)
- Electronics: DAE3 Sn579; Calibrated: 2005/3/23
- Phantom: SAM 12; Type: SAM V4.0; Serial: TP 1202
- Measurement SW: DASY4, V4.5 Build 19; Postprocessing SW: SEMCAD, V1.8 Build 146

d=15mm, Pin=250mW/Area Scan (7x9x1): Measurement grid: dx=15mm, dy=15mm
Maximum value of SAR (measured) = 2.39 mW/g

d=15mm, Pin=250mW/Zoom Scan (7x7x7) (7x7x7)/Cube 0: Measurement grid: dx=5mm, dy=5mm, dz=5mm
Reference Value = 53.0 V/m; Power Drift = -0.066 dB
Peak SAR (extrapolated) = 3.47 W/kg
SAR(1 g) = 2.35 mW/g; SAR(10 g) = 1.53 mW/g
Maximum value of SAR (measured) = 2.56 mW/g

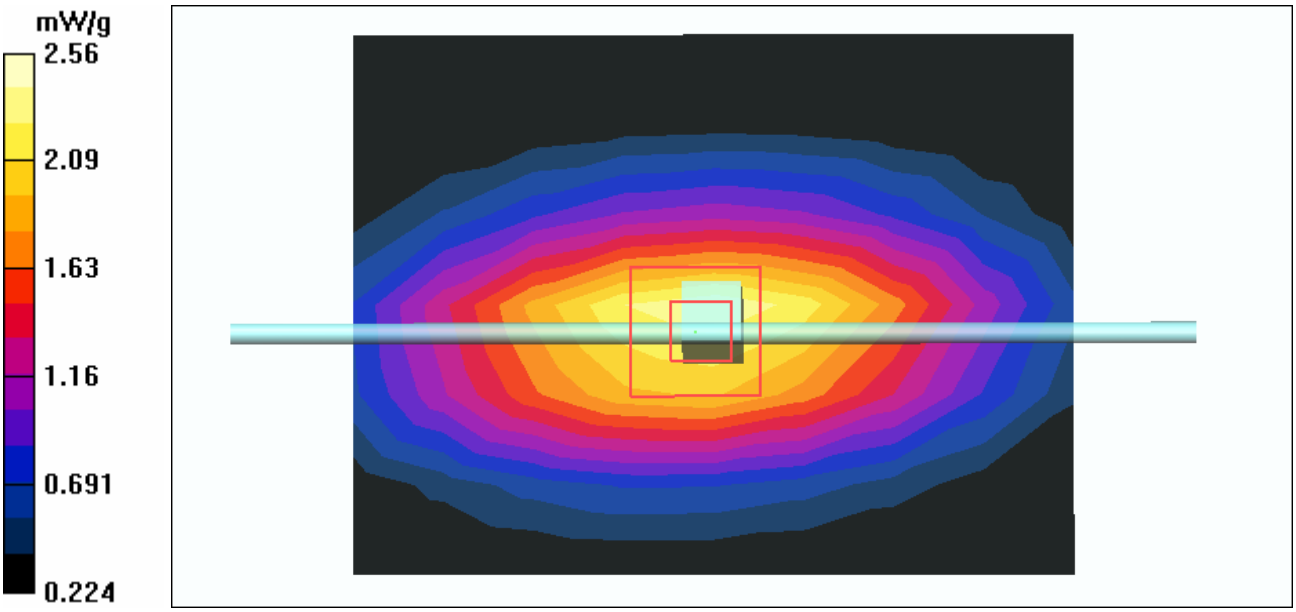

Date/Time: 2005/10/14 09:51:20

Test Laboratory: Advance Data Technology

System Validation Check-HSL 1900MHz

DUT: Dipole 1900 MHz ; Type: D1900V2 ; Serial: 5d036 ; Test Frequency: 1900 MHz

Communication System: CW ; Frequency: 1900 MHz; Duty Cycle: 1:1; Modulation type: CW
Medium: HSL1900;Medium parameters used: f = 1900 MHz; σ = 1.4 mho/m; ε_r = 39.3; ρ = 1000 kg/m^3 ;
Liquid level : 155 mm
Phantom section: Flat Section ; Separation distance : 10 mm (The feetpoint of the dipole to the Phantom)Air temp. : 22.5 degrees ; Liquid temp. : 21.3 degrees

DASY4 Configuration:
- Probe: ET3DV6 - SN1790; ConvF(5.26, 5.26, 5.26) ; Calibrated: 2004/12/20
- Sensor-Surface: 4mm (Mechanical Surface Detection)
- Electronics: DAE3 Sn579; Calibrated: 2005/3/23
- Phantom: SAM 12; Type: SAM V4.0; Serial: TP 1202
- Measurement SW: DASY4, V4.5 Build 19; Postprocessing SW: SEMCAD, V1.8 Build 146

d=10mm, Pin=250mW/Area Scan (7x7x1): Measurement grid: dx=15mm, dy=15mm
Maximum value of SAR (measured) = 10.3 mW/g

d=10mm, Pin=250mW/Zoom Scan (7x7x7) (7x7x7)/Cube 0: Measurement grid: dx=5mm, dy=5mm, dz=5mm
Reference Value = 90.3 V/m; Power Drift = -0.015 dB
Peak SAR (extrapolated) = 16.2 W/kg
SAR(1 g) = 9.09 mW/g; SAR(10 g) = 4.73 mW/g

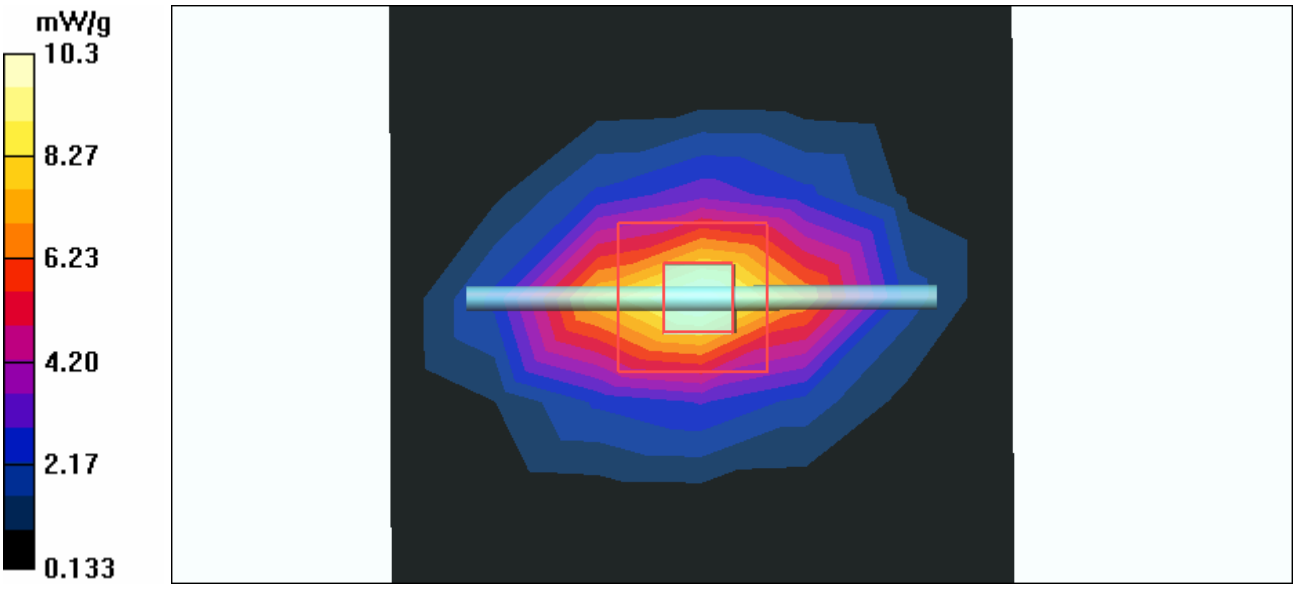

Date/Time: 2005/10/14 16:45:25

Test Laboratory: Advance Data Technology

System Validation Check-MSL 1900MHz

DUT: Dipole 1900 MHz ; Type: D1900V2 ; Serial: 5d036 ; Test Frequency: 1900 MHz

Communication System: CW ; Frequency: 1900 MHz; Duty Cycle: 1:1; Modulation type: CW
Medium: MSL1900;Medium parameters used: f = 1900 MHz; σ = 1.56 mho/m; ε_r = 52.2; ρ = 1000 kg/m^3 ; Liquid level : 152 mm
Phantom section: Flat Section ; Separation distance : 10 mm (The feetpoint of the dipole to the Phantom)Air temp. : 22.3 degrees ; Liquid temp. : 21.6 degrees

DASY4 Configuration:
- Probe: ET3DV6 - SN1790 ; ConvF(4.71, 4.71, 4.71) ; Calibrated: 2004/12/20
- Sensor-Surface: 4mm (Mechanical Surface Detection)
- Electronics: DAE3 Sn579; Calibrated: 2005/3/23
- Phantom: SAM 12; Type: SAM V4.0; Serial: TP 1202
- Measurement SW: DASY4, V4.5 Build 19; Postprocessing SW: SEMCAD, V1.8 Build 146

d=10mm, Pin=250mW/Area Scan (7x7x1): Measurement grid: dx=15mm, dy=15mm
Maximum value of SAR (measured) = 10.2 mW/g

d=10mm, Pin=250mW/Zoom Scan (7x7x7) (7x7x7)/Cube 0: Measurement grid: dx=5mm, dy=5mm, dz=5mm
Reference Value = 86.9 V/m; Power Drift = -0.020 dB
Peak SAR (extrapolated) = 15.4 W/kg
SAR(1 g) = 9.35 mW/g; SAR(10 g) = 4.93 mW/g

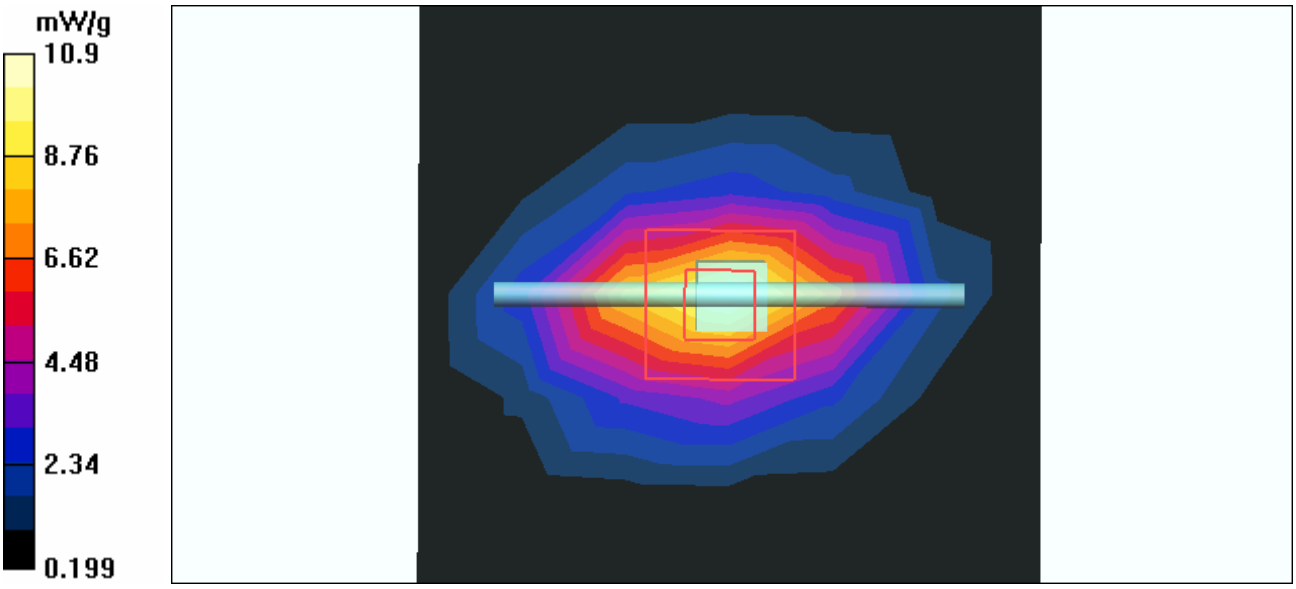

Date/Time: 2005/10/17 09:50:48

Test Laboratory: Advance Data Technology

System Validation Check-HSL 2450MHz

DUT: Dipole 2450 MHz ; Type: D2450V2 ; Serial: 737 ; Test Frequency: 2450 MHz

Communication System: CW ; Frequency: 2450 MHz; Duty Cycle: 1:1; Modulation type: CW
Medium: HSL2450;Medium parameters used: f = 2450 MHz; σ = 1.8 mho/m; ε_r = 38.3; ρ = 1000 kg/m^3 ;
Liquid level : 155 mm
Phantom section: Flat Section ; Separation distance : 10 mm (The feetpoint of the dipole to the Phantom)Air temp. : 22.7 degrees ; Liquid temp. : 21.6 degrees

DASY4 Configuration:
- Probe: ET3DV6 - SN1790 ; ConvF(4.74, 4.74, 4.74) ; Calibrated: 2004/12/20
- Sensor-Surface: 4mm (Mechanical Surface Detection)
- Electronics: DAE3 Sn579; Calibrated: 2005/3/23
- Phantom: SAM 12; Type: SAM V4.0; Serial: TP 1202
- Measurement SW: DASY4, V4.5 Build 19; Postprocessing SW: SEMCAD, V1.8 Build 146

d=10mm, Pin=250mW/Area Scan (5x7x1): Measurement grid: dx=15mm, dy=15mm
Maximum value of SAR (measured) = 13.3 mW/g

d=10mm, Pin=250mW/Zoom Scan (7x7x7)/Cube 0: Measurement grid: dx=5mm, dy=5mm, dz=5mm
Reference Value = 91.6 V/m; Power Drift = -0.155 dB
Peak SAR (extrapolated) = 25.5 W/kg
SAR(1 g) = 12.7 mW/g; SAR(10 g) = 5.91 mW/g
Maximum value of SAR (measured) = 13.2 mW/g

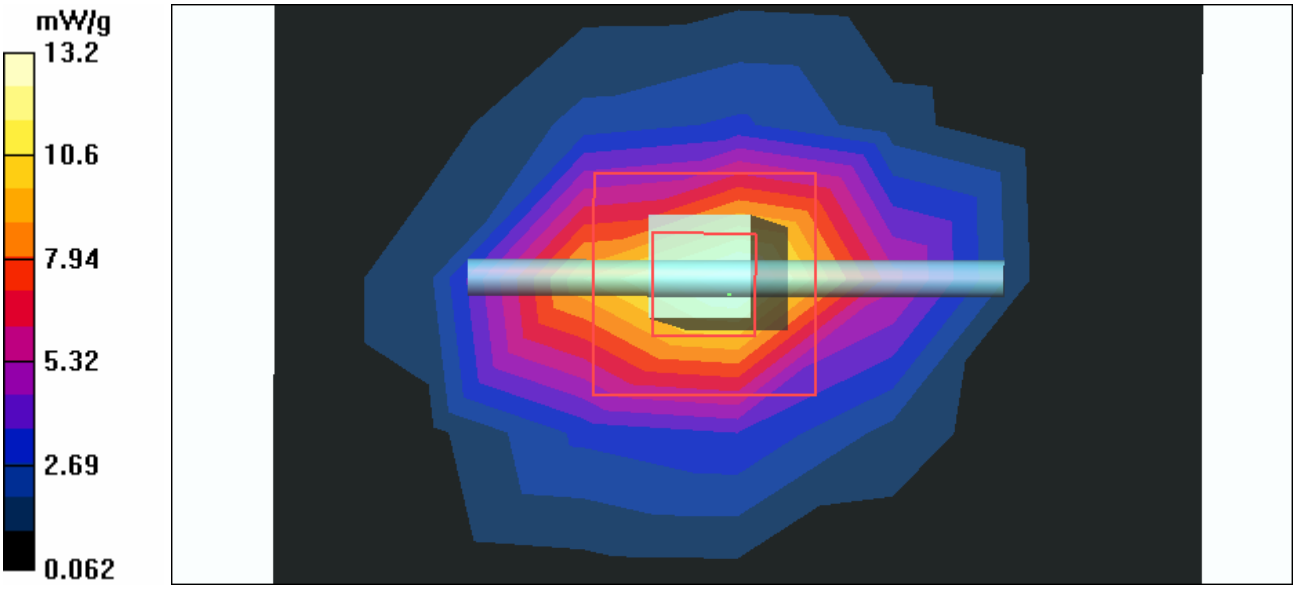

Date/Time: 2005/10/17 16:31:46

Test Laboratory: Advance Data Technology

System Validation Check-MSL 2450MHz

DUT: Dipole 2450 MHz ; Type: D2450V2 ; Serial: 737 ; Test Frequency: 2450 MHz

Communication System: CW ; Frequency: 2450 MHz; Duty Cycle: 1:1; Modulation type: CW
Medium: MSL2450;Medium parameters used: f = 2450 MHz; σ = 1.98 mho/m; ε_r = 50.5; ρ = 1000 kg/m^3 ; Liquid level : 151 mm
Phantom section: Flat Section ; Separation distance : 10 mm (The feetpoint of the dipole to the Phantom)Air temp. : 22.5degrees ; Liquid temp. : 21.3 degrees

DASY4 Configuration:
- Probe: ET3DV6 - SN1790 ; ConvF(4.35, 4.35, 4.35) ; Calibrated: 2004/12/20
- Sensor-Surface: 4mm (Mechanical Surface Detection)
- Electronics: DAE3 Sn579; Calibrated: 2005/3/23
- Phantom: SAM 12; Type: SAM V4.0; Serial: TP 1202
- Measurement SW: DASY4, V4.5 Build 19; Postprocessing SW: SEMCAD, V1.8 Build 146

d=10mm, Pin=250mW/Area Scan (5x7x1): Measurement grid: dx=15mm, dy=15mm
Maximum value of SAR (measured) = 13.8 mW/g
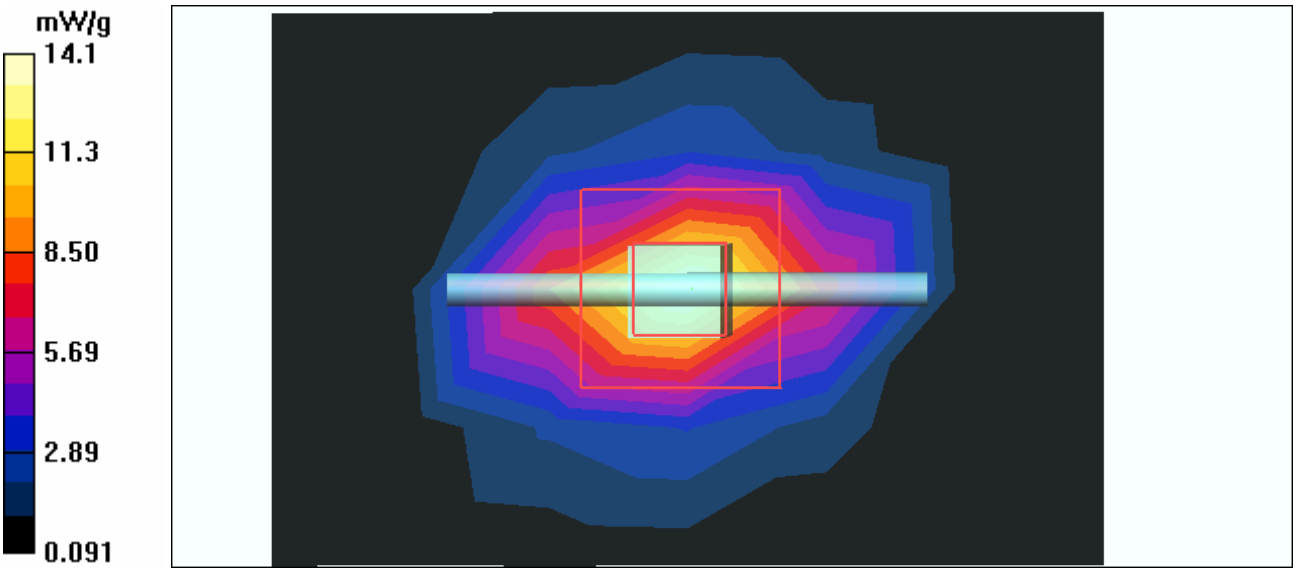
d=10mm, Pin=250mW/Zoom Scan (7x7x7)/Cube 0: Measurement grid: dx=5mm, dy=5mm, dz=5mm
Reference Value = 88.8 V/m; Power Drift = -0.074 dB
Peak SAR (extrapolated) = 27.2 W/kg
SAR(1 g) = 12.6 mW/g; SAR(10 g) = 5.84 mW/g
Maximum value of SAR (measured) = 14.1 mW/g