Liquid Level Photo

Tissue HSL2450MHz D=155mm(Date:2005/10/17)

Tissue HSL2450MHz D=151mm(Date:2005/10/18)

Tissue MSL2450MHz D=150mm(Date:2005/10/19)

Date/Time: 2005/10/17 11:34:40

Test Laboratory: Advance Data Technology

Right Head-Cheek-11b-Ch1-Mode 1

DUT: EDA-Enterprise Digital Assistant ; Type: MC7070 ; Test Frequency: 2412 MHz

Communication System: 802.11b ; Frequency: 2412 MHz ; Duty Cycle: 1:1
Phantom: SAM 12 Medium parameters used: f = 2412 MHz; σ = 1.76 mho/m; ε_r = 38.5; ρ = 1000 kg/m^3 ;
Liquid level: 155mm
Phantom section: Right Section ; DUT test position : Cheek ; Modulation type: CCK
Antenna type : PIFA Antenna ; Air temp. : 22.6 degrees ; Liquid temp. : 21.7 degrees

DASY4 Configuration:
- Probe: ET3DV6 - SN1790; ConvF(4.74, 4.74, 4.74) ; Calibrated: 2004/12/20
- Sensor-Surface: 4mm (Mechanical Surface Detection)
- Electronics: DAE3 Sn579; Calibrated: 2005/3/23
- Phantom: SAM 12; Type: SAM V4.0; Serial: TP 1202
- Measurement SW: DASY4, V4.5 Build 19; Postprocessing SW: SEMCAD, V1.8 Build 146

Touch position - Low Channel 1/Area Scan (8x13x1): Measurement grid: dx=15mm, dy=15mm
Maximum value of SAR (measured) = 0.271 mW/g

Touch position - Low Channel 1/Zoom Scan (7x7x7) (7x7x7)/Cube 0: Measurement grid: dx=5mm, dy=5mm, dz=5mm
Reference Value = 10.2 V/m
Peak SAR (extrapolated) = 0.486 W/kg
SAR(1 g) = 0.252 mW/g; SAR(10 g) = 0.133 mW/g
Maximum value of SAR (measured) = 0.277 mW/g



Date/Time: 2005/10/17 12:22:23

Test Laboratory: Advance Data Technology

Right Head-Cheek-11b-Ch6-Mode 1

DUT: EDA-Enterprise Digital Assistant ; Type: MC7070 ; Test Frequency: 2437 MHz

Communication System: 802.11b ; Frequency: 2437 MHz ; Duty Cycle: 1:1
Phantom: SAM 12 Medium parameters used: f = 2437 MHz; σ = 1.79 mho/m; ε_r = 38.4; ρ = 1000 kg/m^3 ;
Liquid level: 155mm
Phantom section: Right Section ; DUT test position : Cheek ; Modulation type: CCK
Antenna type : PIFA Antenna ; Air temp. : 22.6 degrees ; Liquid temp. : 21.7 degrees

DASY4 Configuration:
- Probe: ET3DV6 - SN1790; ConvF(4.74, 4.74, 4.74) ; Calibrated: 2004/12/20
- Sensor-Surface: 4mm (Mechanical Surface Detection)
- Electronics: DAE3 Sn579; Calibrated: 2005/3/23
- Phantom: SAM 12; Type: SAM V4.0; Serial: TP 1202
- Measurement SW: DASY4, V4.5 Build 19; Postprocessing SW: SEMCAD, V1.8 Build 146

Touch position - Mid Channel 6/Area Scan (8x13x1): Measurement grid: dx=15mm, dy=15mm
Maximum value of SAR (measured) = 0.477 mW/g

Touch position - Mid Channel 6/Zoom Scan (7x7x7) (7x7x7)/Cube 0: Measurement grid: dx=5mm, dy=5mm, dz=5mm
Reference Value = 14.1 V/m
Peak SAR (extrapolated) = 0.905 W/kg
SAR(1 g) = 0.438 mW/g; SAR(10 g) = 0.230 mW/g

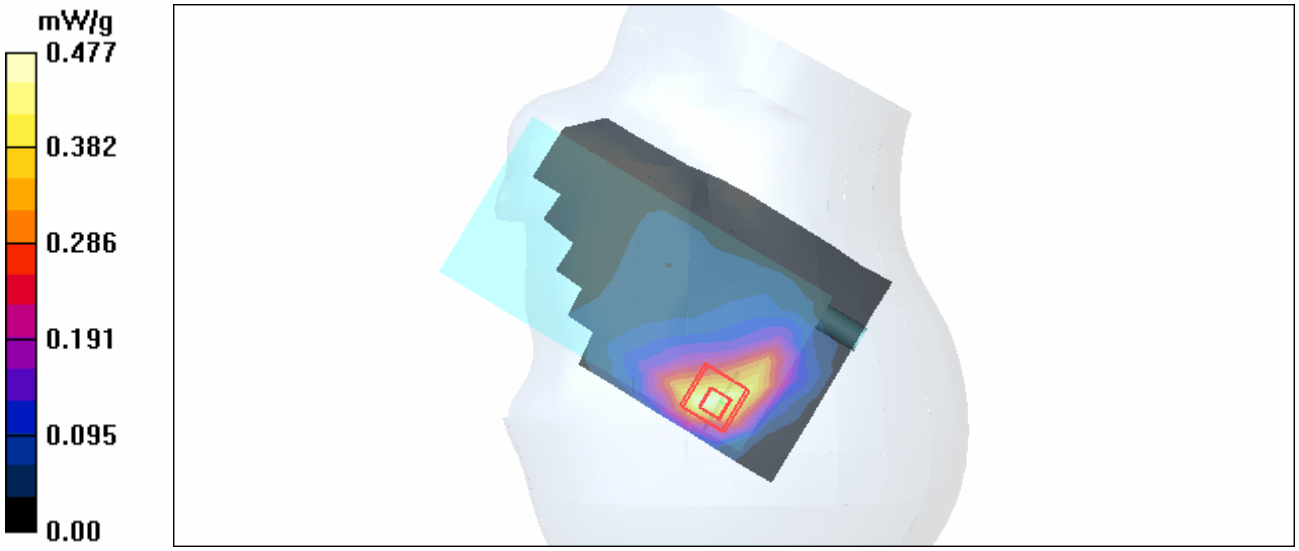

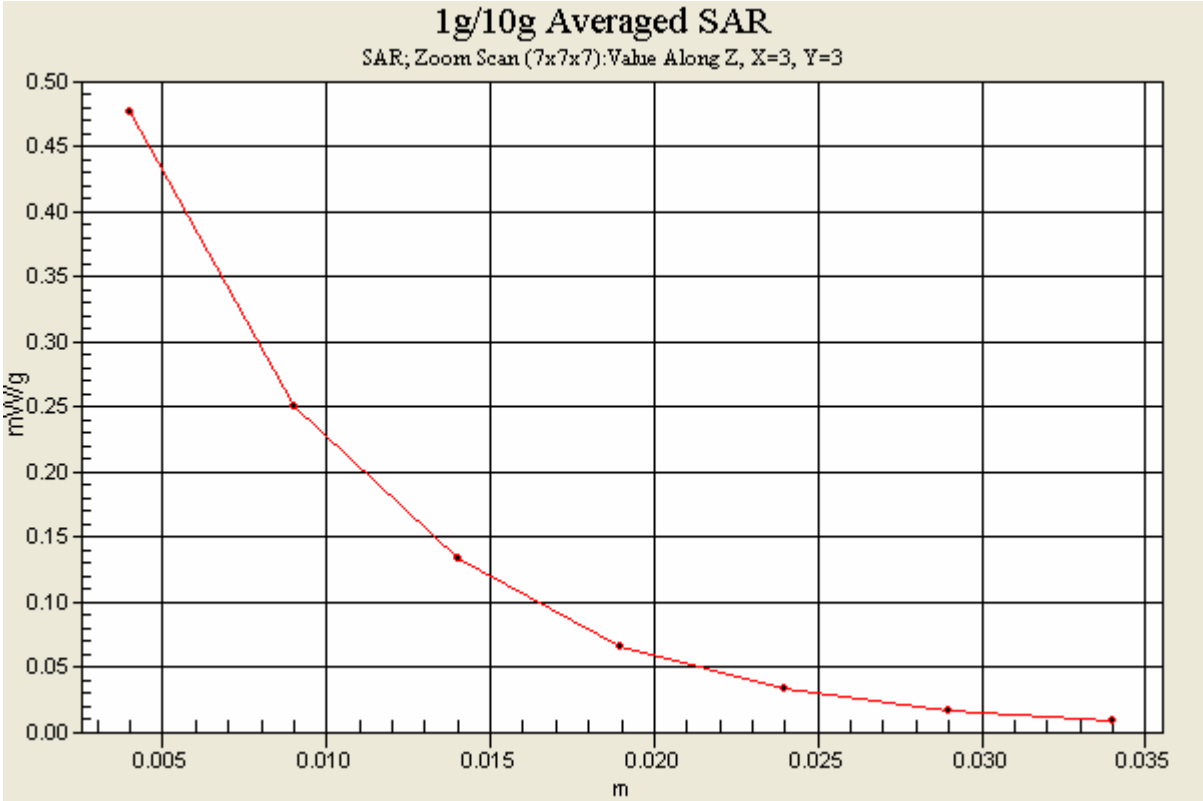
1g/10g Averaged SAR
SAR; Zoom Scan (7x7x7):Value Along Z, X=3, Y=3
mW/g
0.50
0.45
0.40
0.35
0.30
0.25
0.20
0.15
0.10
0.05
0.00
0.005
0.010
0.015
0.020
0.025
0.030
0.035
m

Date/Time: 2005/10/17 13:16:41

Test Laboratory: Advance Data Technology

Right Head-Cheek-11b-Ch11-Mode 1

DUT: EDA-Enterprise Digital Assistant ; Type: MC7070 ; Test Frequency: 2462 MHz

Communication System: 802.11b ; Frequency: 2462 MHz ; Duty Cycle: 1:1
Phantom: SAM 12 Medium parameters used: f = 2462 MHz; σ = 1.82 mho/m; ε_r = 38.3; ρ = 1000 kg/m^3 ;
Liquid level: 155mm
Phantom section: Right Section ; DUT test position : Cheek ; Modulation type: CCK
Antenna type : PIFA Antenna ; Air temp. : 22.6 degrees ; Liquid temp. : 21.7 degrees

DASY4 Configuration:
- Probe: ET3DV6 - SN1790; ConvF(4.74, 4.74, 4.74) ; Calibrated: 2004/12/20
- Sensor-Surface: 4mm (Mechanical Surface Detection)
- Electronics: DAE3 Sn579; Calibrated: 2005/3/23
- Phantom: SAM 12; Type: SAM V4.0; Serial: TP 1202
- Measurement SW: DASY4, V4.5 Build 19; Postprocessing SW: SEMCAD, V1.8 Build 146

Touch position - High Channel 11/Area Scan (8x13x1): Measurement grid: dx=15mm, dy=15mm
Maximum value of SAR (measured) = 0.225 mW/g

Touch position - High Channel 11/Zoom Scan (7x7x7) (7x7x7)/Cube 0: Measurement grid: dx=5mm, dy=5mm, dz=5mm
Reference Value = 9.22 V/m
Peak SAR (extrapolated) = 0.447 W/kg
SAR(1 g) = 0.207 mW/g; SAR(10 g) = 0.109 mW/g
Maximum value of SAR (measured) = 0.224 mW/g



Date/Time: 2005/10/17 13:45:57

Test Laboratory: Advance Data Technology

Right Head-Tilt-11b-Ch1-Mode 2

DUT: EDA-Enterprise Digital Assistant ; Type: MC7070 ; Test Frequency: 2412 MHz

Communication System: 802.11b ; Frequency: 2412 MHz; Duty Cycle: 1:1
Medium: HSL2450 Medium parameters used: f = 2412 MHz; σ = 1.76 mho/m; ε_r = 38.5; ρ = 1000 kg/m^3 ;
Liquid level: 155 mm
Phantom section: Right Section ; DUT test position : Tilt ; Modulation type: CCK
Antenna type : PIFA Antenna ; Air temp. : 22.6 degrees ; Liquid temp. : 21.7 degrees

DASY4 Configuration:
- Probe: ET3DV6 - SN1790 ; ConvF(4.74, 4.74, 4.74) ; Calibrated: 2004/12/20
- Sensor-Surface: 4mm (Mechanical Surface Detection)
- Electronics: DAE3 Sn579; Calibrated: 2005/3/23
- Phantom: SAM 12; Type: SAM V4.0; Serial: TP 1202
- Measurement SW: DASY4, V4.5 Build 19; Postprocessing SW: SEMCAD, V1.8 Build 146

Tilt position - Low Channel 1/Area Scan (8x13x1): Measurement grid: dx=15mm, dy=15mm
Maximum value of SAR (measured) = 0.189 mW/g

Tilt position - Low Channel 1/Zoom Scan (7x7x7) (7x7x7)/Cube 0: Measurement grid: dx=5mm, dy=5mm, dz=5mm
Reference Value = 8.87 V/m
Peak SAR (extrapolated) = 0.398 W/kg
SAR(1 g) = 0.175 mW/g; SAR(10 g) = 0.090 mW/g
Maximum value of SAR (measured) = 0.191 mW/g



Date/Time: 2005/10/17 14:11:11

Test Laboratory: Advance Data Technology

Right Head-Tilt-11b-Ch6-Mode 2

DUT: EDA-Enterprise Digital Assistant ; Type: MC7070 ; Test Frequency: 2437 MHz

Communication System: 802.11b ; Frequency: 2437 MHz; Duty Cycle: 1:1
Medium: HSL2450 Medium parameters used: f = 2437 MHz; σ = 1.79 mho/m; ε_r = 38.4; ρ = 1000 kg/m^3 ;
Liquid level: 155 mm
Phantom section: Right Section ; DUT test position : Tilt ; Modulation type: CCK
Antenna type : PIFA Antenna ; Air temp. : 22.6 degrees ; Liquid temp. : 21.7 degrees

DASY4 Configuration:
- Probe: ET3DV6 - SN1790 ; ConvF(4.74, 4.74, 4.74) ; Calibrated: 2004/12/20
- Sensor-Surface: 4mm (Mechanical Surface Detection)
- Electronics: DAE3 Sn579; Calibrated: 2005/3/23
- Phantom: SAM 12; Type: SAM V4.0; Serial: TP 1202
- Measurement SW: DASY4, V4.5 Build 19; Postprocessing SW: SEMCAD, V1.8 Build 146

Tilt position - Mid Channel 6/Area Scan (8x13x1): Measurement grid: dx=15mm, dy=15mm
Maximum value of SAR (measured) = 0.340 mW/g

Tilt position - Mid Channel 6/Zoom Scan (7x7x7) (7x7x7)/Cube 0: Measurement grid: dx=5mm, dy=5mm, dz=5mm
Reference Value = 12.2 V/m
Peak SAR (extrapolated) = 0.752 W/kg
SAR(1 g) = 0.317 mW/g; SAR(10 g) = 0.161 mW/g

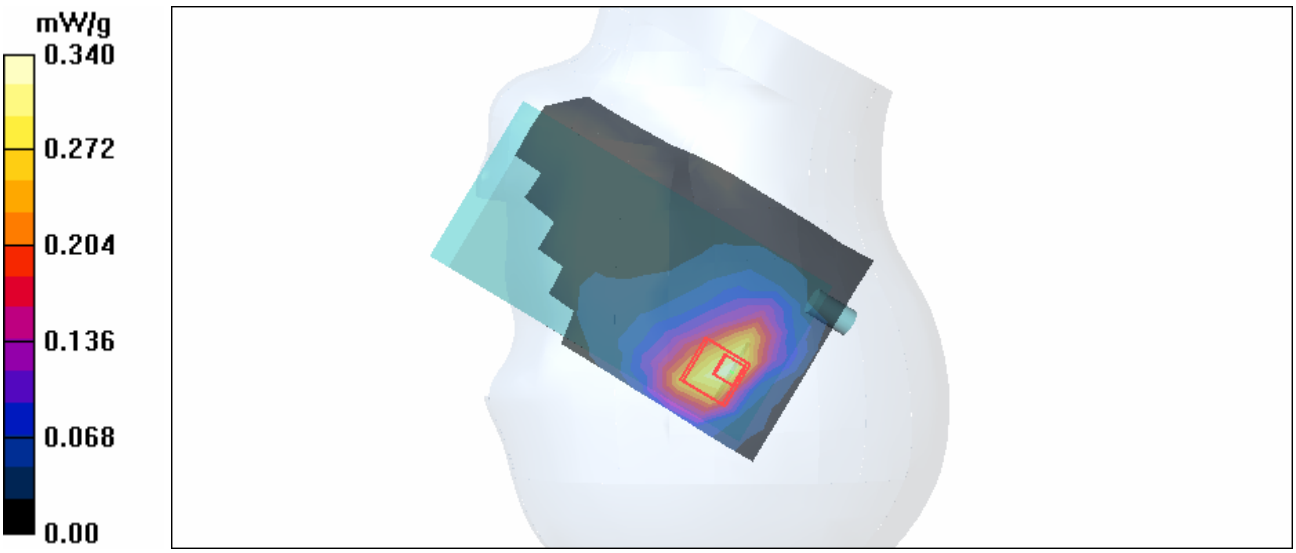

Date/Time: 2005/10/17 14:38:38

Test Laboratory: Advance Data Technology

Right Head-Tilt-11b-Ch11-Mode 2

DUT: EDA-Enterprise Digital Assistant ; Type: MC7070 ; Test Frequency: 2462 MHz

Communication System: 802.11b ; Frequency: 2462 MHz; Duty Cycle: 1:1
Medium: HSL2450 Medium parameters used: f = 2462 MHz; σ = 1.82 mho/m; ε_r = 38.3; ρ = 1000 kg/m^3 ;
Liquid level: 155 mm
Phantom section: Right Section ; DUT test position : Tilt ; Modulation type: CCK
Antenna type : PIFA Antenna ; Air temp. : 22.6 degrees ; Liquid temp. : 21.7 degrees

DASY4 Configuration:
- Probe: ET3DV6 - SN1790 ; ConvF(4.74, 4.74, 4.74) ; Calibrated: 2004/12/20
- Sensor-Surface: 4mm (Mechanical Surface Detection)
- Electronics: DAE3 Sn579; Calibrated: 2005/3/23
- Phantom: SAM 12; Type: SAM V4.0; Serial: TP 1202
- Measurement SW: DASY4, V4.5 Build 19; Postprocessing SW: SEMCAD, V1.8 Build 146

Tilt position - High Channel 11/Area Scan (8x13x1): Measurement grid: dx=15mm, dy=15mm
Maximum value of SAR (measured) = 0.167 mW/g

Tilt position - High Channel 11/Zoom Scan (7x7x7) (7x7x7)/Cube 0: Measurement grid: dx=5mm, dy=5mm, dz=5mm
Reference Value = 8.31 V/m
Peak SAR (extrapolated) = 0.365 W/kg
SAR(1 g) = 0.154 mW/g; SAR(10 g) = 0.077 mW/g
Maximum value of SAR (measured) = 0.165 mW/g

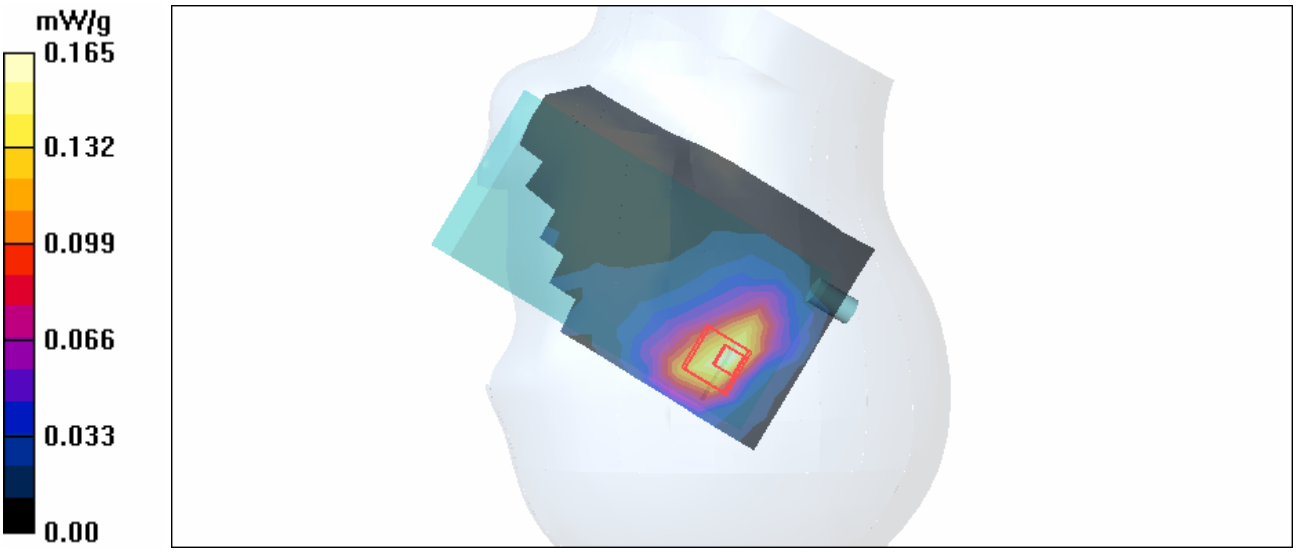

Date/Time: 2005/10/17 15:23:11

Test Laboratory: Advance Data Technology

Left Head-Cheek-11b-Ch1-Mode 3

DUT: EDA-Enterprise Digital Assistant ; Type: MC7070 ; Test Frequency: 2412 MHz

Communication System: 802.11b ; Frequency: 2412 MHz ; Duty Cycle: 1:1
Phantom: SAM 12 Medium parameters used: f = 2412 MHz; σ = 1.76 mho/m; ε_r = 38.5; ρ = 1000 kg/m^3 ;
Liquid level: 155mm
Phantom section: Left Section ; DUT test position : Cheek ; Modulation type: CCK
Antenna type : PIFA Antenna ; Air temp. : 22.6 degrees ; Liquid temp. : 21.7 degrees
DASY4 Configuration:
- Probe: ET3DV6 - SN1790; ConvF(4.74, 4.74, 4.74) ; Calibrated: 2004/12/20
- Sensor-Surface: 4mm (Mechanical Surface Detection)
- Electronics: DAE3 Sn579; Calibrated: 2005/3/23
- Phantom: SAM 12; Type: SAM V4.0; Serial: TP 1202
- Measurement SW: DASY4, V4.5 Build 19; Postprocessing SW: SEMCAD, V1.8 Build 146

Touch position - Low Channel 1/Area Scan (8x13x1): Measurement grid: dx=15mm, dy=15mm
Maximum value of SAR (measured) = 0.185 mW/g
Touch position - Low Channel 1/Zoom Scan (7x7x7) (7x7x7)/Cube 0: Measurement grid: dx=5mm, dy=5mm, dz=5mm
Reference Value = 10.8 V/m
Peak SAR (extrapolated) = 0.389 W/kg
SAR(1 g) = 0.183 mW/g; SAR(10 g) = 0.088 mW/g
Maximum value of SAR (measured) = 0.198 mW/g
Touch position - Low Channel 1/Zoom Scan (7x7x7) (7x7x7)/Cube 1: Measurement grid: dx=5mm, dy=5mm, dz=5mm
Reference Value = 10.8 V/m
Peak SAR (extrapolated) = 0.372 W/kg
SAR(1 g) = 0.148 mW/g; SAR(10 g) = 0.082 mW/g
Maximum value of SAR (measured) = 0.186 mW/g

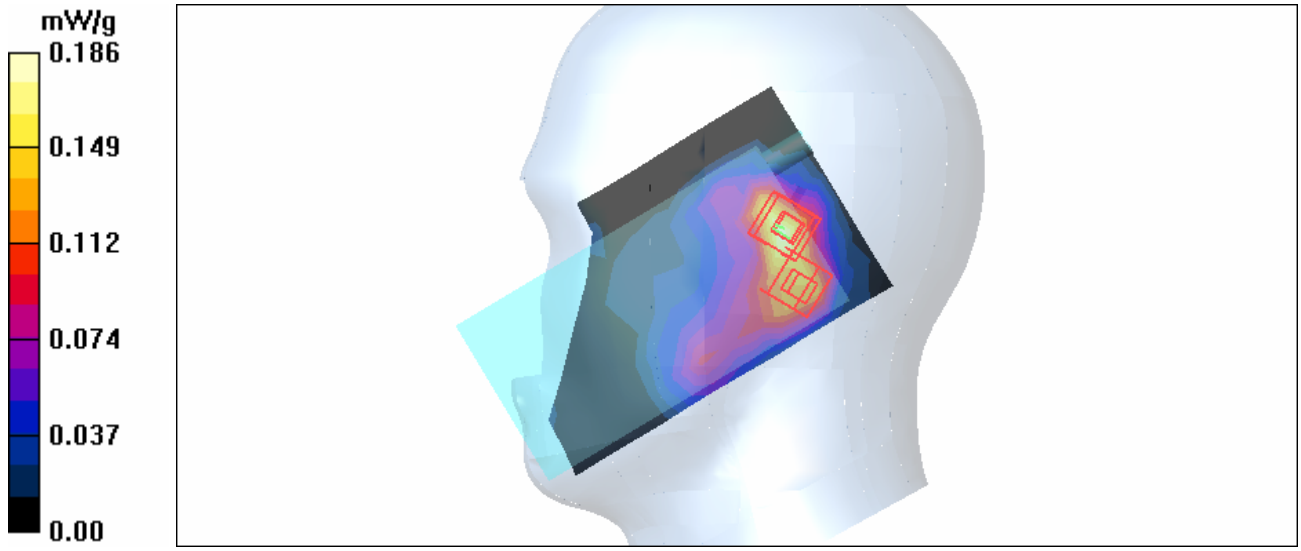

Date/Time: 2005/10/17 16:09:37

Test Laboratory: Advance Data Technology

Left Head-Cheek-11b-Ch6-Mode 3

DUT: EDA-Enterprise Digital Assistant ; Type: MC7070 ; Test Frequency: 2437 MHz

Communication System: 802.11b ; Frequency: 2437 MHz ; Duty Cycle: 1:1
Phantom: SAM 12 Medium parameters used: f = 2437 MHz; σ = 1.79 mho/m; ε_r = 38.4; ρ = 1000 kg/m^3 ;
Liquid level: 155mm
Phantom section: Left Section ; DUT test position : Cheek ; Modulation type: CCK
Antenna type : PIFA Antenna ; Air temp. : 22.6 degrees ; Liquid temp. : 21.7 degrees
DASY4 Configuration:
- Probe: ET3DV6 - SN1790; ConvF(4.74, 4.74, 4.74) ; Calibrated: 2004/12/20
- Sensor-Surface: 4mm (Mechanical Surface Detection)
- Electronics: DAE3 Sn579; Calibrated: 2005/3/23
- Phantom: SAM 12; Type: SAM V4.0; Serial: TP 1202
- Measurement SW: DASY4, V4.5 Build 19; Postprocessing SW: SEMCAD, V1.8 Build 146

Touch position - Mid Channel 6/Area Scan (8x13x1): Measurement grid: dx=15mm, dy=15mm
Maximum value of SAR (measured) = 0.222 mW/g
Touch position - Mid Channel 6/Zoom Scan (7x7x7) (7x7x7)/Cube 0: Measurement grid: dx=5mm, dy=5mm, dz=5mm
Reference Value = 12.2 V/m
Peak SAR (extrapolated) = 0.478 W/kg
SAR(1 g) = 0.217 mW/g; SAR(10 g) = 0.106 mW/g
Maximum value of SAR (measured) = 0.235 mW/g
Touch position - Mid Channel 6/Zoom Scan (7x7x7) (7x7x7)/Cube 1: Measurement grid: dx=5mm, dy=5mm, dz=5mm
Reference Value = 12.2 V/m
Peak SAR (extrapolated) = 0.473 W/kg
SAR(1 g) = 0.181 mW/g; SAR(10 g) = 0.087 mW/g

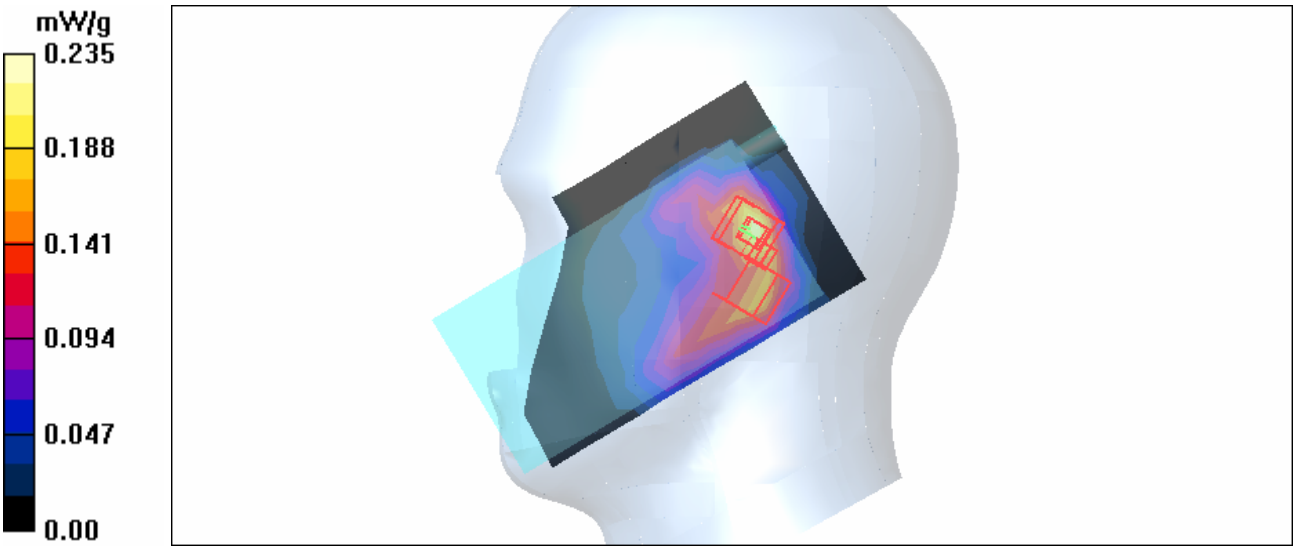

Date/Time: 2005/10/17 16:46:13

Test Laboratory: Advance Data Technology

Left Head-Cheek-11b-Ch11-Mode 3

DUT: EDA-Enterprise Digital Assistant ; Type: MC7070 ; Test Frequency: 2462 MHz

Communication System: 802.11b ; Frequency: 2462 MHz ; Duty Cycle: 1:1
Phantom: SAM 12 Medium parameters used: f = 2462 MHz; σ = 1.82 mho/m; ε_r = 38.3; ρ = 1000 kg/m^3 ;
Liquid level: 155mm
Phantom section: Left Section ; DUT test position : Cheek ; Modulation type: CCK
Antenna type : PIFA Antenna ; Air temp. : 22.6 degrees ; Liquid temp. : 21.7 degrees
DASY4 Configuration:
- Probe: ET3DV6 - SN1790; ConvF(4.74, 4.74, 4.74) ; Calibrated: 2004/12/20
- Sensor-Surface: 4mm (Mechanical Surface Detection)
- Electronics: DAE3 Sn579; Calibrated: 2005/3/23
- Phantom: SAM 12; Type: SAM V4.0; Serial: TP 1202
- Measurement SW: DASY4, V4.5 Build 19; Postprocessing SW: SEMCAD, V1.8 Build 146

Touch position - High Channel 11/Area Scan (8x13x1): Measurement grid: dx=15mm, dy=15mm
Maximum value of SAR (measured) = 0.166 mW/g
Touch position - High Channel 11/Zoom Scan (7x7x7) (7x7x7)/Cube 0: Measurement grid: dx=5mm, dy=5mm, dz=5mm
Reference Value = 9.8 V/m
Peak SAR (extrapolated) = 0.345 W/kg
SAR(1 g) = 0.150 mW/g; SAR(10 g) = 0.071 mW/g
Maximum value of SAR (measured) = 0.161 mW/g
Touch position - High Channel 11/Zoom Scan (7x7x7) (7x7x7)/Cube 1: Measurement grid: dx=5mm, dy=5mm, dz=5mm
Reference Value = 9.8 V/m
Peak SAR (extrapolated) = 0.335 W/kg
SAR(1 g) = 0.117 mW/g; SAR(10 g) = 0.058 mW/g
Maximum value of SAR (measured) = 0.159 mW/g

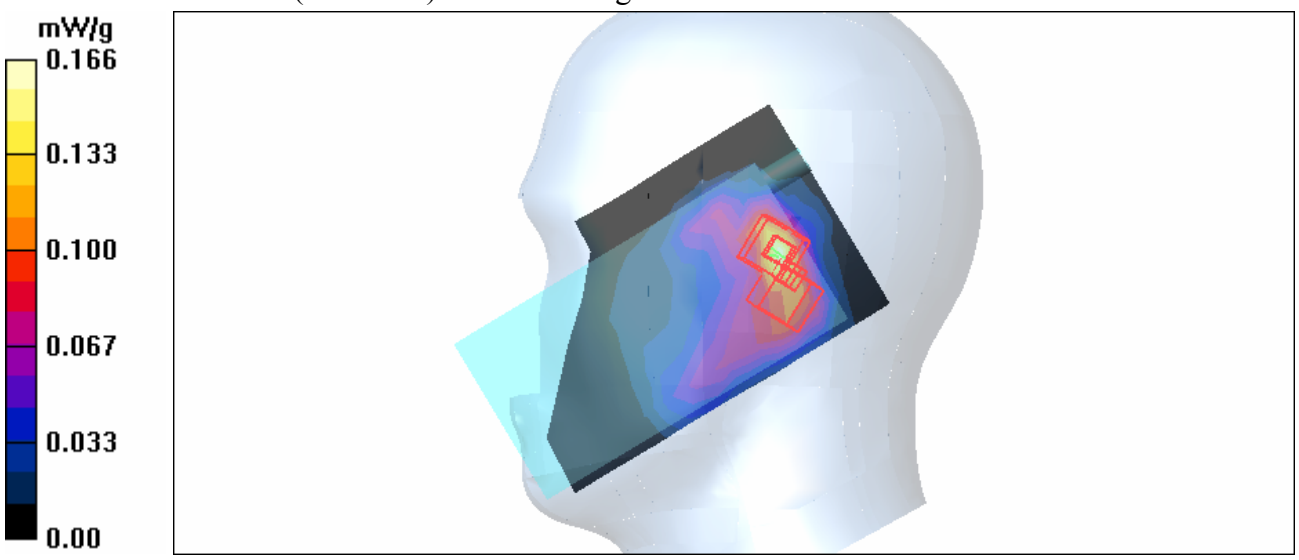

Date/Time: 2005/10/17 17:13:33

Test Laboratory: Advance Data Technology

Left Head-Tilt-11b-Ch1-Mode 4

DUT: EDA-Enterprise Digital Assistant ; Type: MC7070 ; Test Frequency: 2412 MHz

Communication System: 802.11b ; Frequency: 2412 MHz; Duty Cycle: 1:1
Medium: HSL2450 Medium parameters used: f = 2412 MHz; σ = 1.76 mho/m; ε_r = 38.5; ρ = 1000 kg/m^3 ;
Liquid level: 155 mm
Phantom section: Left Section ; DUT test position : Tilt ; Modulation type: CCK
Antenna type : PIFA Antenna ; Air temp. : 22.6 degrees ; Liquid temp. : 21.7 degrees

DASY4 Configuration:
- Probe: ET3DV6 - SN1790 ; ConvF(4.74, 4.74, 4.74) ; Calibrated: 2004/12/20
- Sensor-Surface: 4mm (Mechanical Surface Detection)
- Electronics: DAE3 Sn579; Calibrated: 2005/3/23
- Phantom: SAM 12; Type: SAM V4.0; Serial: TP 1202
- Measurement SW: DASY4, V4.5 Build 19; Postprocessing SW: SEMCAD, V1.8 Build 146

Tilt position - Low Channel 1/Area Scan (8x13x1): Measurement grid: dx=15mm, dy=15mm
Maximum value of SAR (measured) = 0.162 mW/g

Tilt position - Low Channel 1/Zoom Scan (7x7x7) (7x7x7)/Cube 0: Measurement grid: dx=5mm, dy=5mm, dz=5mm
Reference Value = 9.8 V/m
Peak SAR (extrapolated) = 0.335 W/kg
SAR(1 g) = 0.150 mW/g; SAR(10 g) = 0.072 mW/g
Maximum value of SAR (measured) = 0.160 mW/g

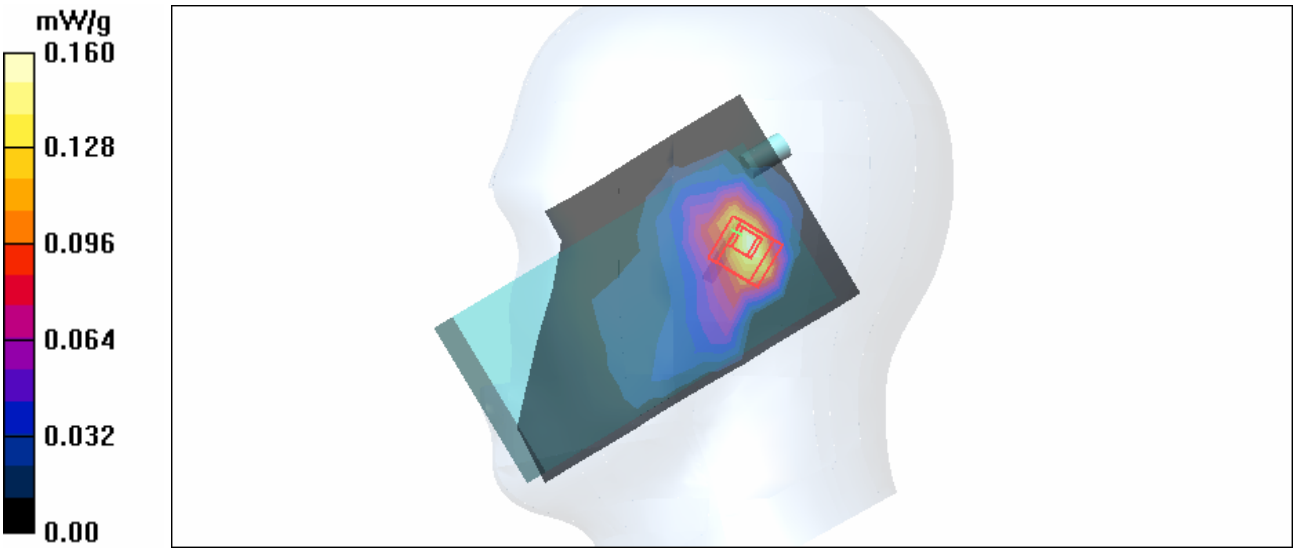

Date/Time: 2005/10/17 17:36:10

Test Laboratory: Advance Data Technology

Left Head-Tilt-11b-Ch6-Mode 4

DUT: EDA-Enterprise Digital Assistant ; Type: MC7070 ; Test Frequency: 2437 MHz

Communication System: 802.11b ; Frequency: 2437 MHz; Duty Cycle: 1:1
Medium: HSL2450 Medium parameters used: f = 2437 MHz; σ = 1.79 mho/m; ε_r = 38.4; ρ = 1000 kg/m^3 ;
Liquid level: 155 mm
Phantom section: Left Section ; DUT test position : Tilt ; Modulation type: CCK
Antenna type : PIFA Antenna ; Air temp. : 22.6 degrees ; Liquid temp. : 21.7 degrees

DASY4 Configuration:
- Probe: ET3DV6 - SN1790 ; ConvF(4.74, 4.74, 4.74) ; Calibrated: 2004/12/20
- Sensor-Surface: 4mm (Mechanical Surface Detection)
- Electronics: DAE3 Sn579; Calibrated: 2005/3/23
- Phantom: SAM 12; Type: SAM V4.0; Serial: TP 1202
- Measurement SW: DASY4, V4.5 Build 19; Postprocessing SW: SEMCAD, V1.8 Build 146

Tilt position - Mid Channel 6/Area Scan (8x13x1): Measurement grid: dx=15mm, dy=15mm
Maximum value of SAR (measured) = 0.234 mW/g

Tilt position - Mid Channel 6/Zoom Scan (7x7x7) (7x7x7)/Cube 0: Measurement grid: dx=5mm, dy=5mm, dz=5mm
Reference Value = 12.2 V/m
Peak SAR (extrapolated) = 0.462 W/kg
SAR(1 g) = 0.214 mW/g; SAR(10 g) = 0.105 mW/g
Maximum value of SAR (measured) = 0.233 mW/g

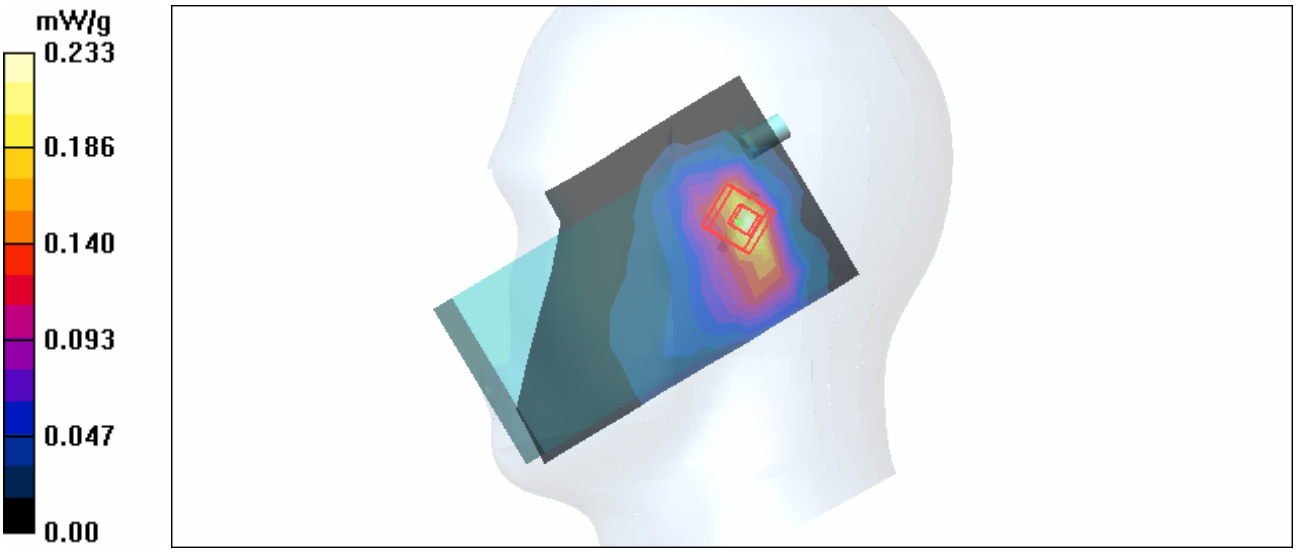

Date/Time: 2005/10/17 18:12:34

Test Laboratory: Advance Data Technology

Left Head-Tilt-11b-Ch11-Mode 4

DUT: EDA-Enterprise Digital Assistant ; Type: MC7070 ; Test Frequency: 2462 MHz

Communication System: 802.11b ; Frequency: 2462 MHz; Duty Cycle: 1:1

Medium: HSL2450 Medium parameters used: f = 2462 MHz; σ = 1.82 mho/m; ε_r = 38.3; ρ = 1000 kg/m^3 ;

Liquid level: 155 mm

Phantom section: Left Section ; DUT test position : Tilt ; Modulation type: CCK

Antenna type : PIFA Antenna ; Air temp. : 22.6 degrees ; Liquid temp. : 21.7 degrees

DASY4 Configuration:

- Probe: ET3DV6 - SN1790 ; ConvF(4.74, 4.74, 4.74) ; Calibrated: 2004/12/20
- Sensor-Surface: 4mm (Mechanical Surface Detection)
- Electronics: DAE3 Sn579; Calibrated: 2005/3/23
- Phantom: SAM 12; Type: SAM V4.0; Serial: TP 1202
- Measurement SW: DASY4, V4.5 Build 19; Postprocessing SW: SEMCAD, V1.8 Build 146

Tilt position - High Channel 11/Area Scan (8x13x1): Measurement grid: dx=15mm, dy=15mm

Maximum value of SAR (measured) = 0.142 mW/g

Tilt position - High Channel 11/Zoom Scan (7x7x7) (7x7x7)/Cube 0: Measurement grid: dx=5mm, dy=5mm, dz=5mm

Reference Value = 9.53 V/m

Peak SAR (extrapolated) = 0.287 W/kg

SAR(1 g) = 0.132 mW/g; SAR(10 g) = 0.065 mW/g

Maximum value of SAR (measured) = 0.145 mW/g

Tilt position - High Channel 11/Zoom Scan (7x7x7) (7x7x7)/Cube 1: Measurement grid: dx=5mm, dy=5mm, dz=5mm

Reference Value = 9.53 V/m

Peak SAR (extrapolated) = 0.288 W/kg

SAR(1 g) = 0.132 mW/g; SAR(10 g) = 0.059 mW/g

Maximum value of SAR (measured) = 0.144 mW/g



Date/Time: 2005/10/19 11:16:25

Test Laboratory: Advance Data Technology

Body Worn-11b-Ch1-Keypad Up-Mode 5

DUT: EDA-Enterprise Digital Assistant ; Type: MC7070 ; Test Frequency: 2412 MHz

Communication System: 802.11b ; Frequency: 2412 MHz ; Duty Cycle: 1:1 ; Modulation type: CCK
Medium: MSL2450 Medium parameters used: f = 2412 MHz; σ = 1.94 mho/m; ε_r = 51; ρ = 1000 kg/m^3 ; Liquid level : 150mm
Phantom section: Flat Section ; Separation distance : 0 mm (The front side of the EUT to the Phantom)
Antenna type : PIFA Antenna ; Air temp. : 22.4 degrees ; Liquid temp. : 21.3 degrees

DASY4 Configuration:
- Probe: ET3DV6 - SN1790 ; ConvF(4.35, 4.35, 4.35) ; Calibrated: 2004/12/20
- Sensor-Surface: 4mm (Mechanical Surface Detection)
- Electronics: DAE3 Sn579 ; Calibrated: 2005/3/23
- Phantom: SAM 12 ; Type: SAM V4.0 ; Serial: TP 1202
- Measurement SW: DASY4, V4.5 Build 19 ; Postprocessing SW: SEMCAD, V1.8 Build 146

Low Channel 1/Area Scan (9x13x1): Measurement grid: dx=15mm, dy=15mm
Maximum value of SAR (measured) = 0.068 mW/g

Low Channel 1/Zoom Scan (7x7x7) (7x7x7)/Cube 0: Measurement grid: dx=5mm, dy=5mm, dz=5mm
Reference Value = 1.95 V/m
Peak SAR (extrapolated) = 0.124 W/kg
SAR(1 g) = 0.075 mW/g; SAR(10 g) = 0.035 mW/g
Maximum value of SAR (measured) = 0.086 mW/g

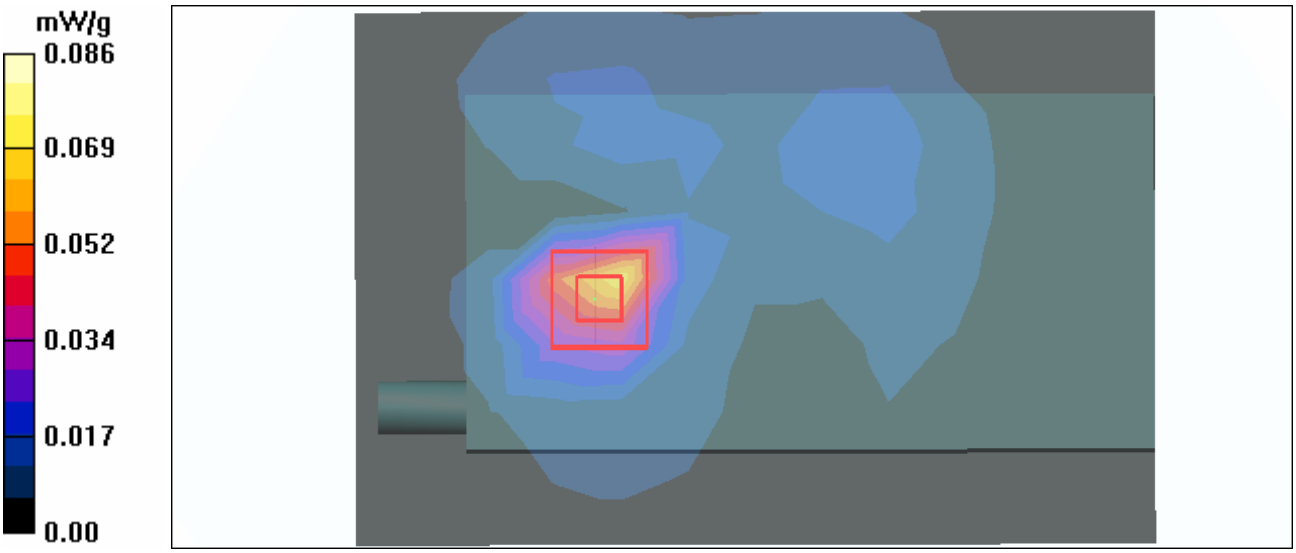

Date/Time: 2005/10/19 11:45:10

Test Laboratory: Advance Data Technology

Body Worn-11b-Ch6-Keypad Up-Mode 5

DUT: EDA-Enterprise Digital Assistant ; Type: MC7070 ; Test Frequency: 2437 MHz

Communication System: 802.11b ; Frequency: 2437 MHz ; Duty Cycle: 1:1 ; Modulation type: CCK
Medium: MSL2450 Medium parameters used: f = 2437 MHz; σ = 1.97 mho/m; ε_r = 50.9; ρ = 1000 kg/m^3 ; Liquid level : 150mm
Phantom section: Flat Section ; Separation distance : 0 mm (The front side of the EUT to the Phantom)
Antenna type : PIFA Antenna ; Air temp. : 22.4 degrees ; Liquid temp. : 21.3 degrees

DASY4 Configuration:
- Probe: ET3DV6 - SN1790 ; ConvF(4.35, 4.35, 4.35) ; Calibrated: 2004/12/20
- Sensor-Surface: 4mm (Mechanical Surface Detection)
- Electronics: DAE3 Sn579 ; Calibrated: 2005/3/23
- Phantom: SAM 12 ; Type: SAM V4.0 ; Serial: TP 1202
- Measurement SW: DASY4, V4.5 Build 19 ; Postprocessing SW: SEMCAD, V1.8 Build 146

Mid Channel 6/Area Scan (9x13x1): Measurement grid: dx=15mm, dy=15mm
Maximum value of SAR (measured) = 0.089 mW/g

Mid Channel 6/Zoom Scan (7x7x7) (7x7x7)/Cube 0: Measurement grid: dx=5mm, dy=5mm, dz=5mm
Reference Value = 2.58 V/m
Peak SAR (extrapolated) = 0.217 W/kg
SAR(1 g) = 0.128 mW/g; SAR(10 g) = 0.060 mW/g
Maximum value of SAR (measured) = 0.150 mW/g

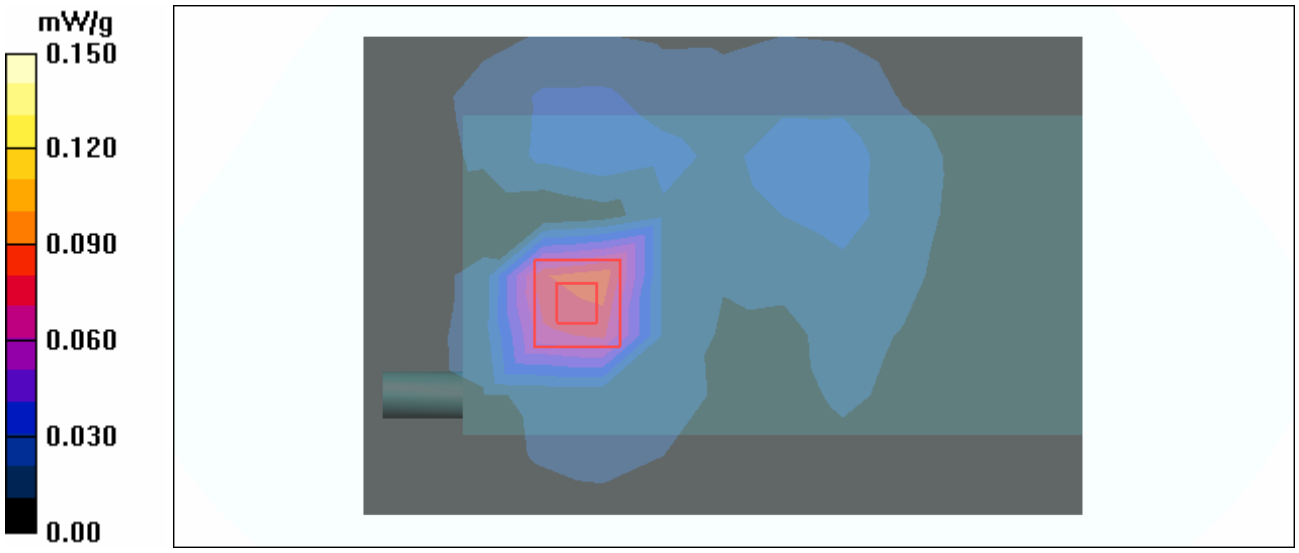

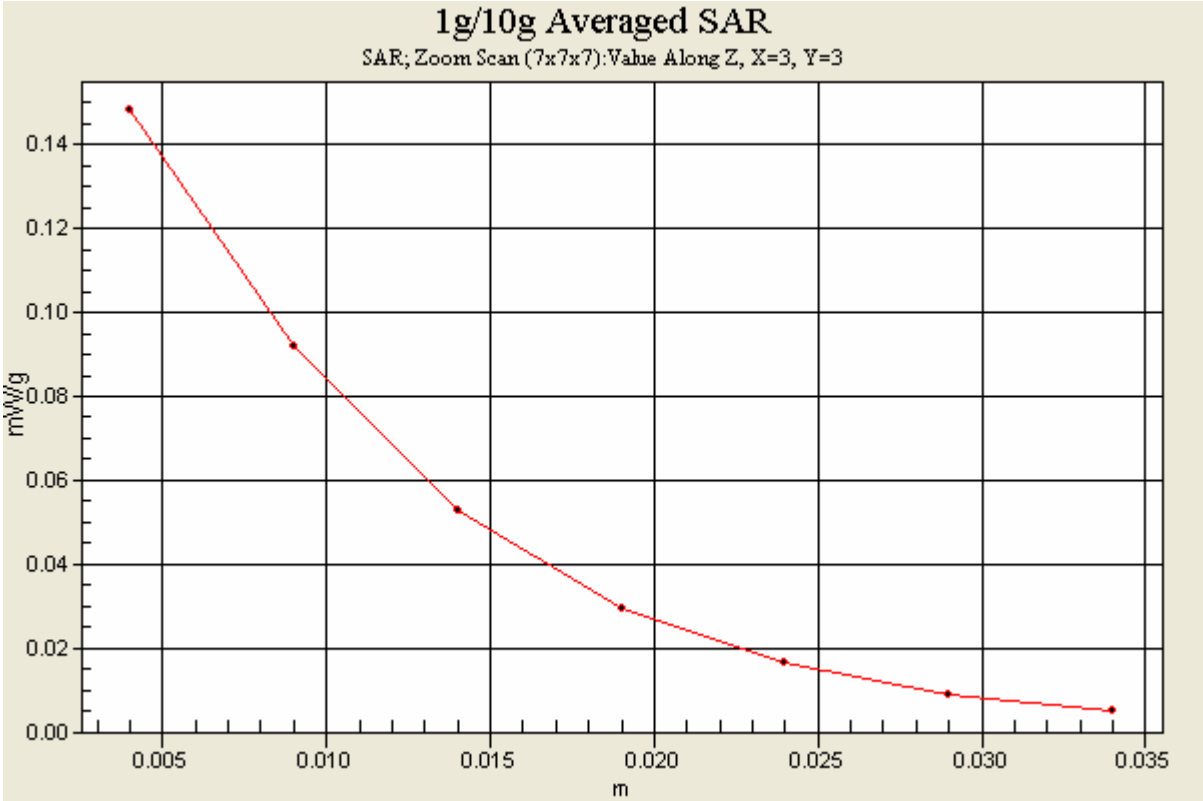
1g/10g Averaged SAR
SAR; Zoom Scan (7x7x7):Value Along Z, X=3, Y=3
mW/g
0.14
0.12
0.10
0.08
0.06
0.04
0.02
0.00
0.005
0.010
0.015
0.020
0.025
0.030
0.035
m

Date/Time: 2005/10/19 12:15:52

Test Laboratory: Advance Data Technology

Body Worn-11b-Ch11-Keypad Up-Mode 5

DUT: EDA-Enterprise Digital Assistant ; Type: MC7070 ; Test Frequency: 2462 MHz

Communication System: 802.11b ; Frequency: 2462 MHz ; Duty Cycle: 1:1 ; Modulation type: CCK
Medium: MSL2450 Medium parameters used: f = 2462 MHz; σ = 2.01 mho/m; ε_r = 50.8; ρ = 1000 kg/m^3 ; Liquid level : 150mm
Phantom section: Flat Section ; Separation distance : 0 mm (The front side of the EUT to the Phantom)
Antenna type : PIFA Antenna ; Air temp. : 22.4 degrees ; Liquid temp. : 21.3 degrees

DASY4 Configuration:
- Probe: ET3DV6 - SN1790 ; ConvF(4.35, 4.35, 4.35) ; Calibrated: 2004/12/20
- Sensor-Surface: 4mm (Mechanical Surface Detection)
- Electronics: DAE3 Sn579 ; Calibrated: 2005/3/23
- Phantom: SAM 12 ; Type: SAM V4.0 ; Serial: TP 1202
- Measurement SW: DASY4, V4.5 Build 19 ; Postprocessing SW: SEMCAD, V1.8 Build 146

High Channel 11/Area Scan (9x13x1): Measurement grid: dx=15mm, dy=15mm
Maximum value of SAR (measured) = 0.046 mW/g

High Channel 11/Zoom Scan (7x7x7) (7x7x7)/Cube 0: Measurement grid: dx=5mm, dy=5mm, dz=5mm
Reference Value = 1.58 V/m
Peak SAR (extrapolated) = 0.095 W/kg
SAR(1 g) = 0.053 mW/g; SAR(10 g) = 0.026 mW/g
Maximum value of SAR (measured) = 0.063 mW/g

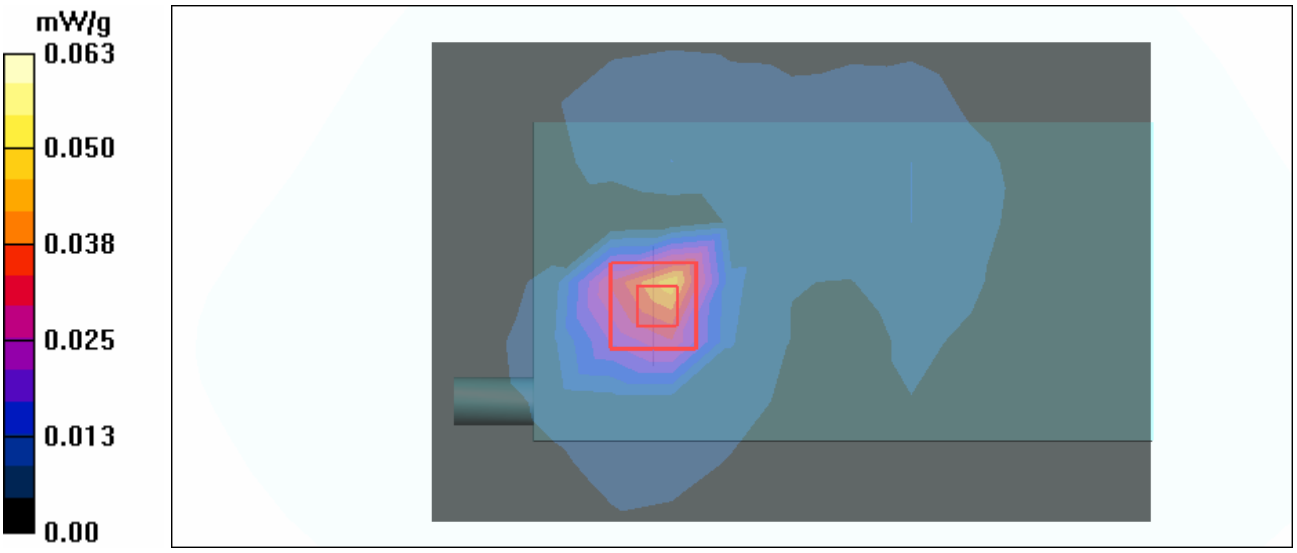

Date/Time: 2005/10/17 18:40:29

Test Laboratory: Advance Data Technology

Right Head-Cheek-11g-Ch1-Mode 6

DUT: EDA-Enterprise Digital Assistant ; Type: MC7070 ; Test Frequency: 2412 MHz

Communication System: 802.11g ; Frequency: 2412 MHz ; Duty Cycle: 1:1
Phantom: SAM 12 Medium parameters used: f = 2412 MHz; σ = 1.76 mho/m; ε_r = 38.5; ρ = 1000 kg/m^3 ;
Liquid level: 155mm
Phantom section: Right Section ; DUT test position : Cheek ; Modulation type: OFDM
Antenna type : PIFA Antenna ; Air temp. : 22.6 degrees ; Liquid temp. : 21.7 degrees

DASY4 Configuration:
- Probe: ET3DV6 - SN1790; ConvF(4.74, 4.74, 4.74) ; Calibrated: 2004/12/20
- Sensor-Surface: 4mm (Mechanical Surface Detection)
- Electronics: DAE3 Sn579; Calibrated: 2005/3/23
- Phantom: SAM 12; Type: SAM V4.0; Serial: TP 1202
- Measurement SW: DASY4, V4.5 Build 19; Postprocessing SW: SEMCAD, V1.8 Build 146

Touch position - Low Channel 1/Area Scan (8x13x1): Measurement grid: dx=15mm, dy=15mm
Maximum value of SAR (measured) = 0.166 mW/g

Touch position - Low Channel 1/Zoom Scan (7x7x7) (7x7x7)/Cube 0: Measurement grid: dx=5mm, dy=5mm, dz=5mm
Reference Value = 8.11 V/m
Peak SAR (extrapolated) = 0.310 W/kg
SAR(1 g) = 0.157 mW/g; SAR(10 g) = 0.083 mW/g
Maximum value of SAR (measured) = 0.171 mW/g



Date/Time: 2005/10/17 19:05:23

Test Laboratory: Advance Data Technology

Right Head-Cheek-11g-Ch6-Mode 6

DUT: EDA-Enterprise Digital Assistant ; Type: MC7070 ; Test Frequency: 2437 MHz

Communication System: 802.11g ; Frequency: 2437 MHz ; Duty Cycle: 1:1
Phantom: SAM 12 Medium parameters used: f = 2437 MHz; σ = 1.79 mho/m; ε_r = 38.4; ρ = 1000 kg/m^3 ;
Liquid level: 155mm
Phantom section: Right Section ; DUT test position : Cheek ; Modulation type: OFDM
Antenna type : PIFA Antenna ; Air temp. : 22.6 degrees ; Liquid temp. : 21.7 degrees

DASY4 Configuration:
- Probe: ET3DV6 - SN1790; ConvF(4.74, 4.74, 4.74) ; Calibrated: 2004/12/20
- Sensor-Surface: 4mm (Mechanical Surface Detection)
- Electronics: DAE3 Sn579; Calibrated: 2005/3/23
- Phantom: SAM 12; Type: SAM V4.0; Serial: TP 1202
- Measurement SW: DASY4, V4.5 Build 19; Postprocessing SW: SEMCAD, V1.8 Build 146

Touch position - Mid Channel 6/Area Scan (8x13x1): Measurement grid: dx=15mm, dy=15mm
Maximum value of SAR (measured) = 0.373 mW/g

Touch position - Mid Channel 6/Zoom Scan (7x7x7) (7x7x7)/Cube 0: Measurement grid: dx=5mm, dy=5mm, dz=5mm
Reference Value = 11.9 V/m
Peak SAR (extrapolated) = 0.686 W/kg
SAR(1 g) = 0.345 mW/g; SAR(10 g) = 0.182 mW/g
Maximum value of SAR (measured) = 0.378 mW/g

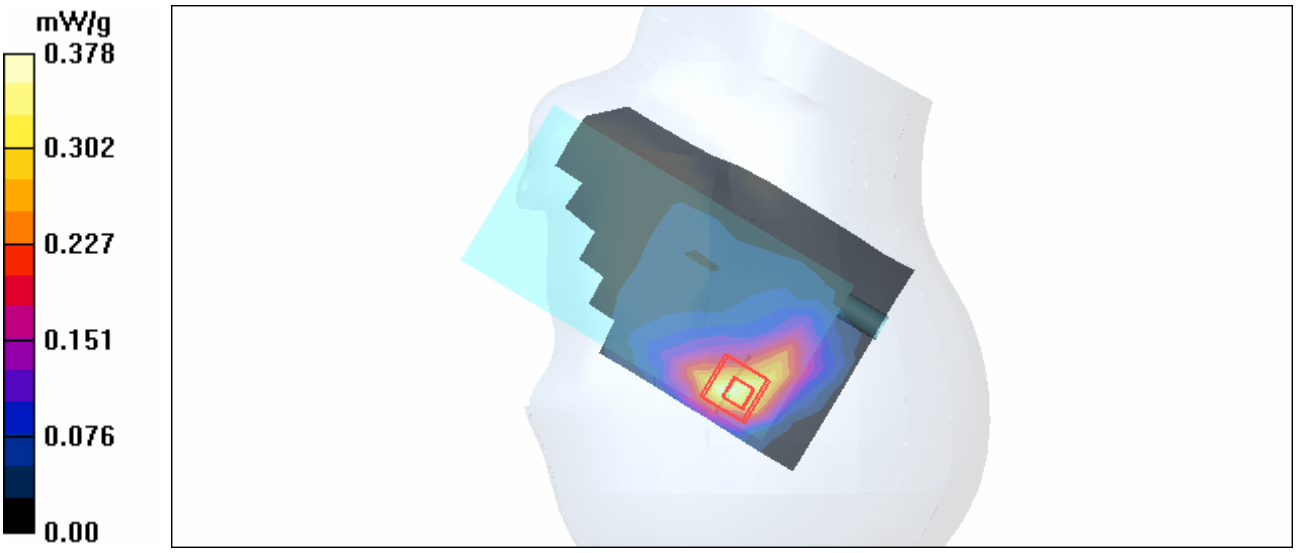

Date/Time: 2005/10/17 19:43:29

Test Laboratory: Advance Data Technology

Right Head-Cheek-11g-Ch11-Mode 6

DUT: EDA-Enterprise Digital Assistant ; Type: MC7070 ; Test Frequency: 2462 MHz

Communication System: 802.11g ; Frequency: 2462 MHz ; Duty Cycle: 1:1
Phantom: SAM 12 Medium parameters used: f = 2462 MHz; σ = 1.82 mho/m; ε_r = 38.3; ρ = 1000 kg/m^3 ;
Liquid level: 155mm
Phantom section: Right Section ; DUT test position : Cheek ; Modulation type: OFDM
Antenna type : PIFA Antenna ; Air temp. : 22.6 degrees ; Liquid temp. : 21.7 degrees
DASY4 Configuration:
- Probe: ET3DV6 - SN1790; ConvF(4.74, 4.74, 4.74) ; Calibrated: 2004/12/20
- Sensor-Surface: 4mm (Mechanical Surface Detection)
- Electronics: DAE3 Sn579; Calibrated: 2005/3/23
- Phantom: SAM 12; Type: SAM V4.0; Serial: TP 1202
- Measurement SW: DASY4, V4.5 Build 19; Postprocessing SW: SEMCAD, V1.8 Build 146

Touch position - High Channel 11/Area Scan (8x13x1): Measurement grid: dx=15mm, dy=15mm
Maximum value of SAR (measured) = 0.205 mW/g
Touch position - High Channel 11/Zoom Scan (7x7x7) (7x7x7)/Cube 0: Measurement grid: dx=5mm, dy=5mm, dz=5mm
Reference Value = 8.72 V/m
Peak SAR (extrapolated) = 0.374 W/kg
SAR(1 g) = 0.190 mW/g; SAR(10 g) = 0.099 mW/g
Maximum value of SAR (measured) = 0.212 mW/g
Touch position - High Channel 11/Zoom Scan (7x7x7) (7x7x7)/Cube 1: Measurement grid: dx=5mm, dy=5mm, dz=5mm
Reference Value = 8.72 V/m
Peak SAR (extrapolated) = 0.380 W/kg
SAR(1 g) = 0.163 mW/g; SAR(10 g) = 0.073 mW/g
Maximum value of SAR (measured) = 0.180 mW/g

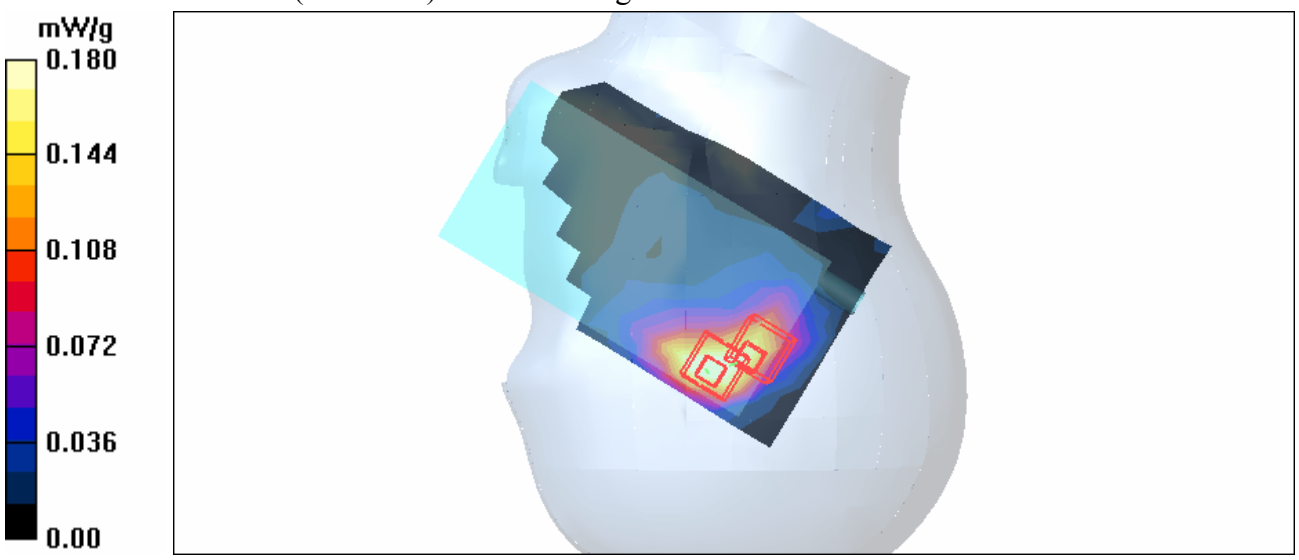

Date/Time: 2005/10/17 20:21:04

Test Laboratory: Advance Data Technology

Right Head-Tilt-11g-Ch1-Mode 7

DUT: EDA-Enterprise Digital Assistant ; Type: MC7070 ; Test Frequency: 2412 MHz

Communication System: 802.11g ; Frequency: 2412 MHz; Duty Cycle: 1:1
Medium: HSL2450 Medium parameters used: f = 2412 MHz; σ = 1.76 mho/m; ε_r = 38.5; ρ = 1000 kg/m^3 ;
Liquid level: 155 mm
Phantom section: Right Section ; DUT test position : Tilt ; Modulation type: OFDM
Antenna type : PIFA Antenna ; Air temp. : 22.6 degrees ; Liquid temp. : 21.7 degrees
DASY4 Configuration:
- Probe: ET3DV6 - SN1790 ; ConvF(4.74, 4.74, 4.74) ; Calibrated: 2004/12/20
- Sensor-Surface: 4mm (Mechanical Surface Detection)
- Electronics: DAE3 Sn579; Calibrated: 2005/3/23
- Phantom: SAM 12; Type: SAM V4.0; Serial: TP 1202
- Measurement SW: DASY4, V4.5 Build 19; Postprocessing SW: SEMCAD, V1.8 Build 146

Tilt position - Low Channel 1/Area Scan (8x13x1): Measurement grid: dx=15mm, dy=15mm
Maximum value of SAR (measured) = 0.119 mW/g
Tilt position - Low Channel 1/Zoom Scan (7x7x7) (7x7x7)/Cube 0: Measurement grid: dx=5mm, dy=5mm, dz=5mm
Reference Value = 6.86 V/m
Peak SAR (extrapolated) = 0.274 W/kg
SAR(1 g) = 0.123 mW/g; SAR(10 g) = 0.063 mW/g
Maximum value of SAR (measured) = 0.132 mW/g
Tilt position - Low Channel 1/Zoom Scan (7x7x7) (7x7x7)/Cube 1: Measurement grid: dx=5mm, dy=5mm, dz=5mm
Reference Value = 6.86 V/m
Peak SAR (extrapolated) = 0.227 W/kg
SAR(1 g) = 0.110 mW/g; SAR(10 g) = 0.051 mW/g
Maximum value of SAR (measured) = 0.129 mW/g



Date/Time: 2005/10/17 20:46:36

Test Laboratory: Advance Data Technology

Right Head-Tilt-11g-Ch6-Mode 7

DUT: EDA-Enterprise Digital Assistant ; Type: MC7070 ; Test Frequency: 2437 MHz

Communication System: 802.11g ; Frequency: 2437 MHz; Duty Cycle: 1:1
Medium: HSL2450 Medium parameters used: f = 2437 MHz; σ = 1.79 mho/m; ε_r = 38.4; ρ = 1000 kg/m^3 ;
Liquid level: 155 mm
Phantom section: Right Section ; DUT test position : Tilt ; Modulation type: OFDM
Antenna type : PIFA Antenna ; Air temp. : 22.6 degrees ; Liquid temp. : 21.7 degrees

DASY4 Configuration:
- Probe: ET3DV6 - SN1790 ; ConvF(4.74, 4.74, 4.74) ; Calibrated: 2004/12/20
- Sensor-Surface: 4mm (Mechanical Surface Detection)
- Electronics: DAE3 Sn579; Calibrated: 2005/3/23
- Phantom: SAM 12; Type: SAM V4.0; Serial: TP 1202
- Measurement SW: DASY4, V4.5 Build 19; Postprocessing SW: SEMCAD, V1.8 Build 146

Tilt position - Mid Channel 6/Area Scan (8x13x1): Measurement grid: dx=15mm, dy=15mm
Maximum value of SAR (measured) = 0.246 mW/g

Tilt position - Mid Channel 6/Zoom Scan (7x7x7) (7x7x7)/Cube 0: Measurement grid: dx=5mm, dy=5mm, dz=5mm
Reference Value = 10.8 V/m
Peak SAR (extrapolated) = 0.576 W/kg
SAR(1 g) = 0.253 mW/g; SAR(10 g) = 0.131 mW/g
Maximum value of SAR (measured) = 0.275 mW/g

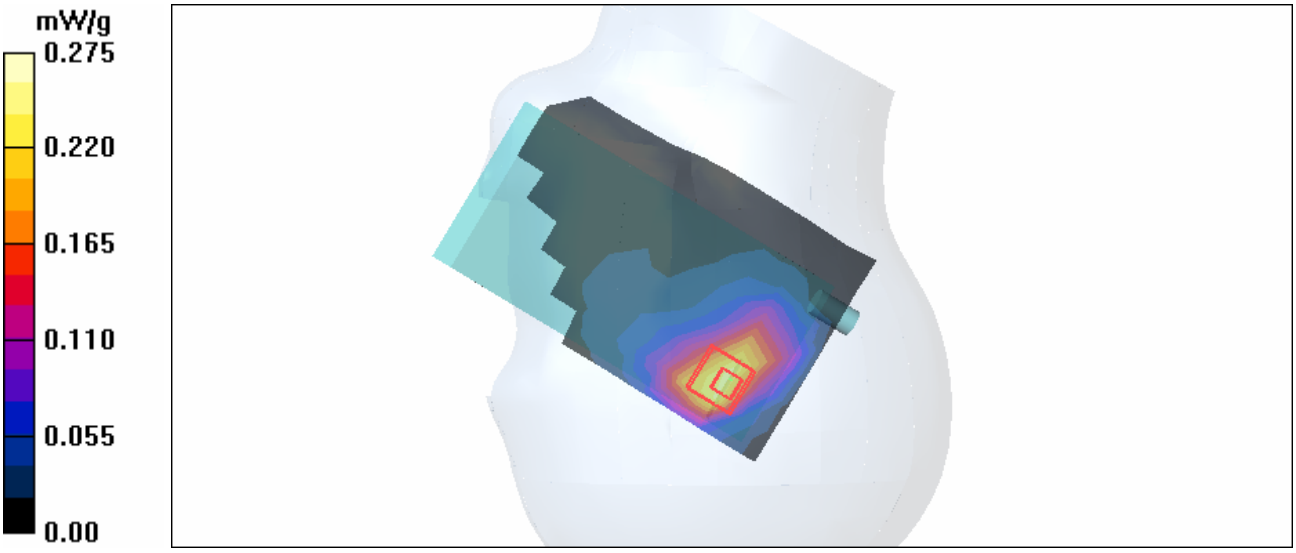

Date/Time: 2005/10/17 21:11:31

Test Laboratory: Advance Data Technology

Right Head-Tilt-11g-Ch11-Mode 7

DUT: EDA-Enterprise Digital Assistant ; Type: MC7070 ; Test Frequency: 2462 MHz

Communication System: 802.11g ; Frequency: 2462 MHz; Duty Cycle: 1:1
Medium: HSL2450 Medium parameters used: f = 2462 MHz; σ = 1.82 mho/m; ε_r = 38.3; ρ = 1000 kg/m^3 ;
Liquid level: 155 mm
Phantom section: Right Section ; DUT test position : Tilt ; Modulation type: OFDM
Antenna type : PIFA Antenna ; Air temp. : 22.6 degrees ; Liquid temp. : 21.7 degrees

DASY4 Configuration:
- Probe: ET3DV6 - SN1790 ; ConvF(4.74, 4.74, 4.74) ; Calibrated: 2004/12/20
- Sensor-Surface: 4mm (Mechanical Surface Detection)
- Electronics: DAE3 Sn579; Calibrated: 2005/3/23
- Phantom: SAM 12; Type: SAM V4.0; Serial: TP 1202
- Measurement SW: DASY4, V4.5 Build 19; Postprocessing SW: SEMCAD, V1.8 Build 146

Tilt position - High Channel 11/Area Scan (8x13x1): Measurement grid: dx=15mm, dy=15mm
Maximum value of SAR (measured) = 0.148 mW/g

Tilt position - High Channel 11/Zoom Scan (7x7x7) (7x7x7)/Cube 0: Measurement grid: dx=5mm, dy=5mm, dz=5mm
Reference Value = 7.80 V/m
Peak SAR (extrapolated) = 0.300 W/kg
SAR(1 g) = 0.129 mW/g; SAR(10 g) = 0.064 mW/g
Maximum value of SAR (measured) = 0.138 mW/g

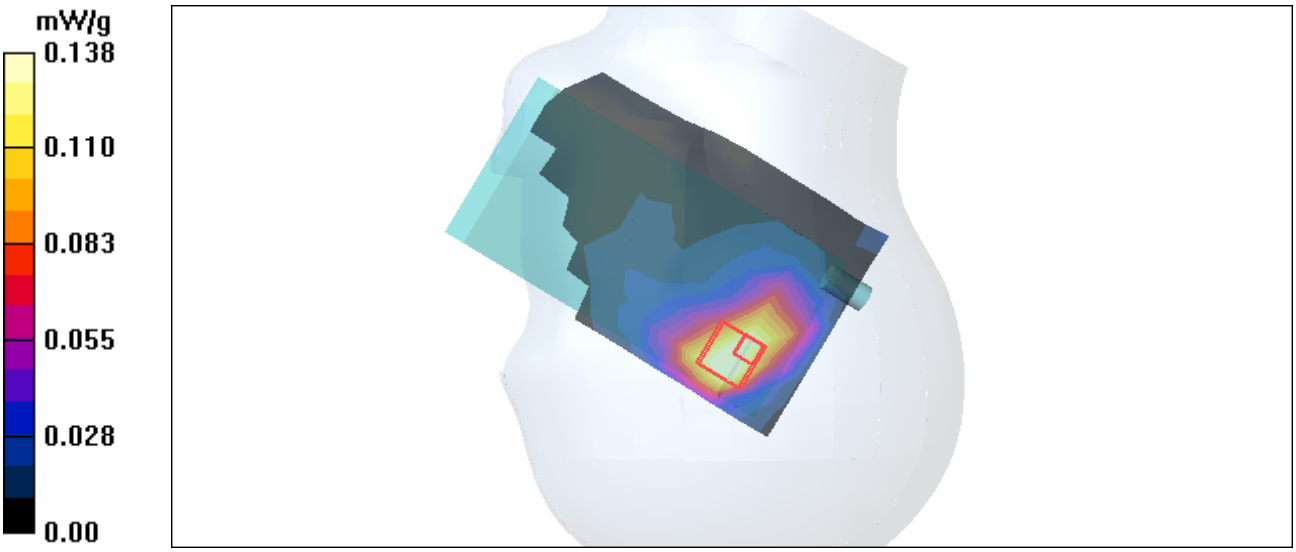

Date/Time: 2005/10/17 21:36:49

Test Laboratory: Advance Data Technology

Left Head-Cheek-11g-Ch1-Mode 8

DUT: EDA-Enterprise Digital Assistant ; Type: MC7070 ; Test Frequency: 2412 MHz

Communication System: 802.11g ; Frequency: 2412 MHz ; Duty Cycle: 1:1
Phantom: SAM 12 Medium parameters used: f = 2412 MHz; σ = 1.76 mho/m; ε_r = 38.5; ρ = 1000 kg/m^3 ;
Liquid level: 155mm
Phantom section: Left Section ; DUT test position : Cheek ; Modulation type: OFDM
Antenna type : PIFA Antenna ; Air temp. : 22.6 degrees ; Liquid temp. : 21.7 degrees

DASY4 Configuration:
- Probe: ET3DV6 - SN1790; ConvF(4.74, 4.74, 4.74) ; Calibrated: 2004/12/20
- Sensor-Surface: 4mm (Mechanical Surface Detection)
- Electronics: DAE3 Sn579; Calibrated: 2005/3/23
- Phantom: SAM 12; Type: SAM V4.0; Serial: TP 1202
- Measurement SW: DASY4, V4.5 Build 19; Postprocessing SW: SEMCAD, V1.8 Build 146

Touch position - Low Channel 1/Area Scan (8x13x1): Measurement grid: dx=15mm, dy=15mm
Maximum value of SAR (measured) = 0.118 mW/g

Touch position - Low Channel 1/Zoom Scan (7x7x7) (7x7x7)/Cube 0: Measurement grid: dx=5mm, dy=5mm, dz=5mm
Reference Value = 8.53 V/m
Peak SAR (extrapolated) = 0.229 W/kg
SAR(1 g) = 0.108 mW/g; SAR(10 g) = 0.053 mW/g
Maximum value of SAR (measured) = 0.121 mW/g

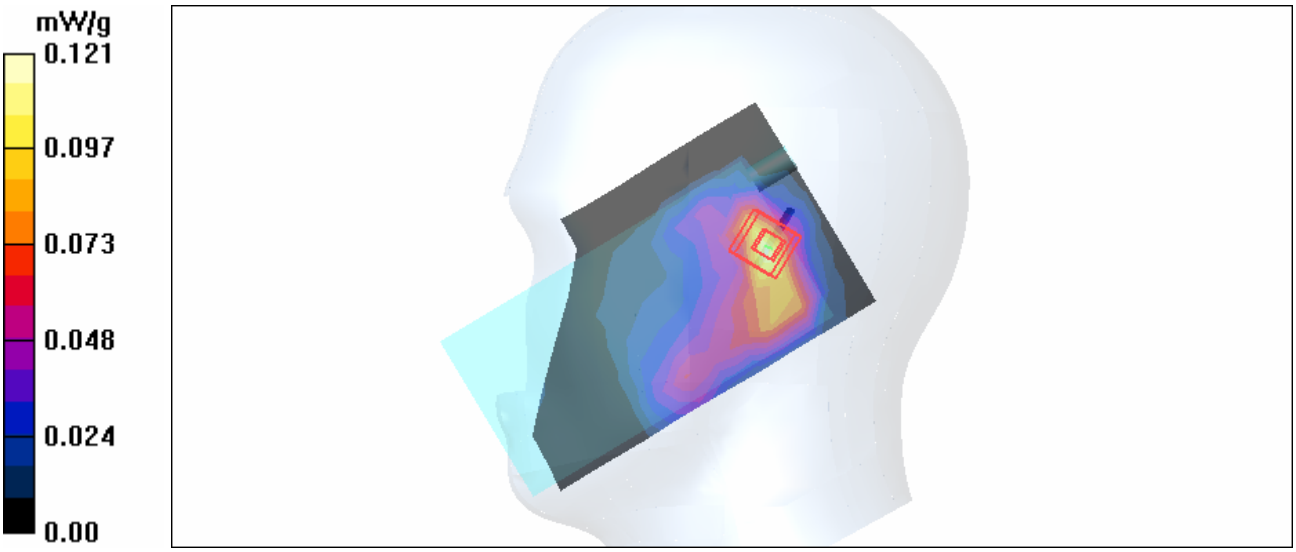

Date/Time: 2005/10/17 22:14:41

Test Laboratory: Advance Data Technology

Left Head-Cheek-11g-Ch6-Mode 8

DUT: EDA-Enterprise Digital Assistant ; Type: MC7070 ; Test Frequency: 2437 MHz

Communication System: 802.11g ; Frequency: 2437 MHz ; Duty Cycle: 1:1
Phantom: SAM 12 Medium parameters used: f = 2437 MHz; σ = 1.79 mho/m; ε_r = 38.4; ρ = 1000 kg/m^3 ;
Liquid level: 155mm
Phantom section: Left Section ; DUT test position : Cheek ; Modulation type: OFDM
Antenna type : PIFA Antenna ; Air temp. : 22.6 degrees ; Liquid temp. : 21.7 degrees
DASY4 Configuration:
- Probe: ET3DV6 - SN1790; ConvF(4.74, 4.74, 4.74) ; Calibrated: 2004/12/20
- Sensor-Surface: 4mm (Mechanical Surface Detection)
- Electronics: DAE3 Sn579; Calibrated: 2005/3/23
- Phantom: SAM 12; Type: SAM V4.0; Serial: TP 1202
- Measurement SW: DASY4, V4.5 Build 19; Postprocessing SW: SEMCAD, V1.8 Build 146

Touch position - Mid Channel 6/Area Scan (8x13x1): Measurement grid: dx=15mm, dy=15mm
Maximum value of SAR (measured) = 0.268 mW/g
Touch position - Mid Channel 6/Zoom Scan (7x7x7) (7x7x7)/Cube 0: Measurement grid: dx=5mm, dy=5mm, dz=5mm
Reference Value = 13.2 V/m
Peak SAR (extrapolated) = 0.539 W/kg
SAR(1 g) = 0.246 mW/g; SAR(10 g) = 0.118 mW/g
Maximum value of SAR (measured) = 0.265 mW/g
Touch position - Mid Channel 6/Zoom Scan (7x7x7) (7x7x7)/Cube 1: Measurement grid: dx=5mm, dy=5mm, dz=5mm
Reference Value = 13.2 V/m
Peak SAR (extrapolated) = 0.519 W/kg
SAR(1 g) = 0.181 mW/g; SAR(10 g) = 0.100 mW/g
Maximum value of SAR (measured) = 0.250 mW/g

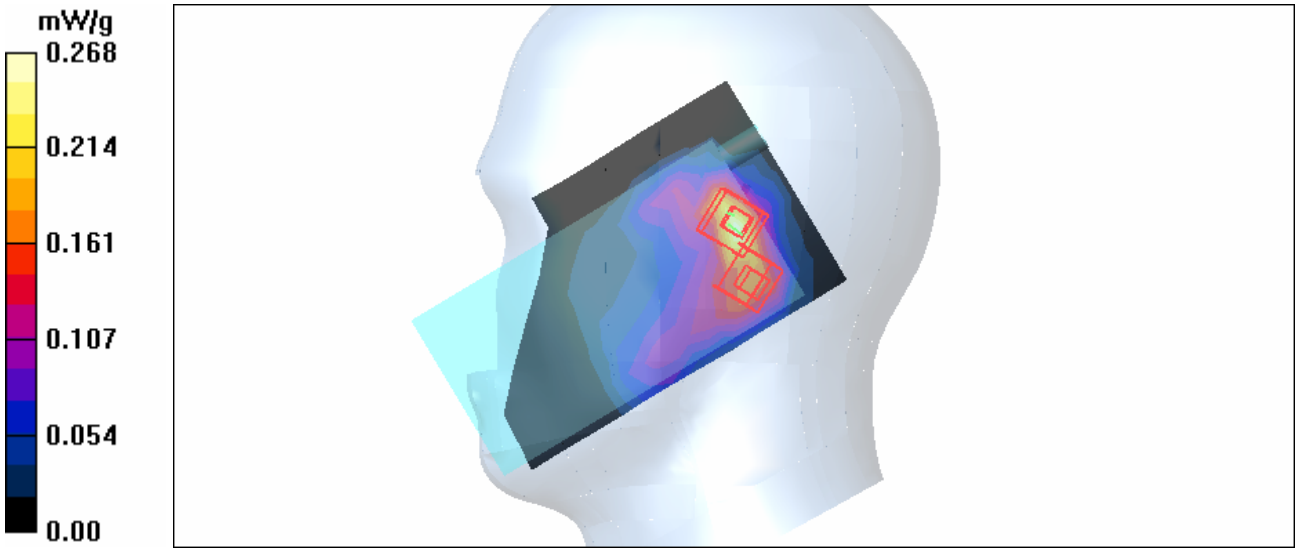

Date/Time: 2005/10/17 22:53:37

Test Laboratory: Advance Data Technology

Left Head-Cheek-11g-Ch11-Mode 8

DUT: EDA-Enterprise Digital Assistant ; Type: MC7070 ; Test Frequency: 2462 MHz

Communication System: 802.11g ; Frequency: 2462 MHz ; Duty Cycle: 1:1
Phantom: SAM 12 Medium parameters used: f = 2462 MHz; σ = 1.82 mho/m; ε_r = 38.3; ρ = 1000 kg/m^3 ;
Liquid level: 155mm
Phantom section: Left Section ; DUT test position : Cheek ; Modulation type: OFDM
Antenna type : PIFA Antenna ; Air temp. : 22.6 degrees ; Liquid temp. : 21.7 degrees
DASY4 Configuration:
- Probe: ET3DV6 - SN1790; ConvF(4.74, 4.74, 4.74) ; Calibrated: 2004/12/20
- Sensor-Surface: 4mm (Mechanical Surface Detection)
- Electronics: DAE3 Sn579; Calibrated: 2005/3/23
- Phantom: SAM 12; Type: SAM V4.0; Serial: TP 1202
- Measurement SW: DASY4, V4.5 Build 19; Postprocessing SW: SEMCAD, V1.8 Build 146

Touch position - High Channel 11/Area Scan (8x13x1): Measurement grid: dx=15mm, dy=15mm
Maximum value of SAR (measured) = 0.135 mW/g
Touch position - High Channel 11/Zoom Scan (7x7x7) (7x7x7)/Cube 0: Measurement grid: dx=5mm, dy=5mm, dz=5mm
Reference Value = 9.12 V/m
Peak SAR (extrapolated) = 0.273 W/kg
SAR(1 g) = 0.125 mW/g; SAR(10 g) = 0.060 mW/g
Maximum value of SAR (measured) = 0.139 mW/g
Touch position - High Channel 11/Zoom Scan (7x7x7) (7x7x7)/Cube 1: Measurement grid: dx=5mm, dy=5mm, dz=5mm
Reference Value = 9.12 V/m
Peak SAR (extrapolated) = 0.274 W/kg
SAR(1 g) = 0.097 mW/g; SAR(10 g) = 0.050 mW/g
Maximum value of SAR (measured) = 0.133 mW/g

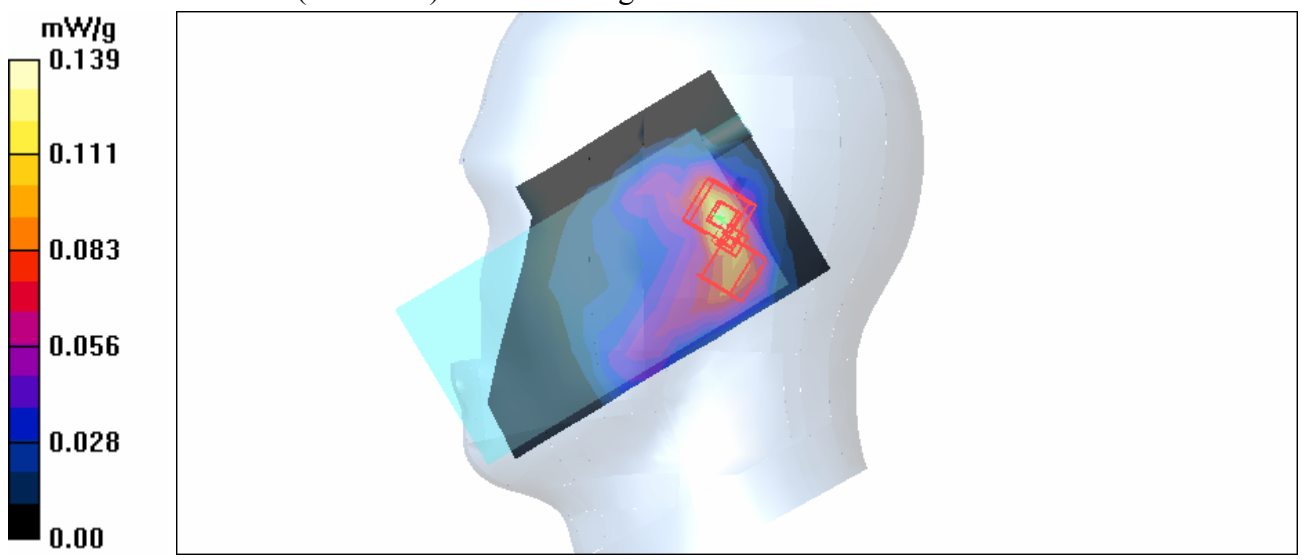

Date/Time: 2005/10/17 23:31:31

Test Laboratory: Advance Data Technology

Left Head-Tilt-11g-Ch1-Mode 9

DUT: EDA-Enterprise Digital Assistant ; Type: MC7070 ; Test Frequency: 2412 MHz

Communication System: 802.11g ; Frequency: 2412 MHz; Duty Cycle: 1:1
Medium: HSL2450 Medium parameters used: f = 2412 MHz; σ = 1.76 mho/m; ε_r = 38.5; ρ = 1000 kg/m^3 ;
Liquid level: 155 mm
Phantom section: Left Section ; DUT test position : Tilt ; Modulation type: OFDM
Antenna type : PIFA Antenna ; Air temp. : 22.6 degrees ; Liquid temp. : 21.7 degrees
DASY4 Configuration:
- Probe: ET3DV6 - SN1790 ; ConvF(4.74, 4.74, 4.74) ; Calibrated: 2004/12/20
- Sensor-Surface: 4mm (Mechanical Surface Detection)
- Electronics: DAE3 Sn579; Calibrated: 2005/3/23
- Phantom: SAM 12; Type: SAM V4.0; Serial: TP 1202
- Measurement SW: DASY4, V4.5 Build 19; Postprocessing SW: SEMCAD, V1.8 Build 146

Tilt position - Low Channel 1/Area Scan (8x13x1): Measurement grid: dx=15mm, dy=15mm
Maximum value of SAR (measured) = 0.098 mW/g
Tilt position - Low Channel 1/Zoom Scan (7x7x7) (7x7x7)/Cube 0: Measurement grid: dx=5mm, dy=5mm, dz=5mm
Reference Value = 8.05 V/m
Peak SAR (extrapolated) = 0.196 W/kg
SAR(1 g) = 0.096 mW/g; SAR(10 g) = 0.047 mW/g
Maximum value of SAR (measured) = 0.104 mW/g
Tilt position - Low Channel 1/Zoom Scan (7x7x7) (7x7x7)/Cube 1: Measurement grid: dx=5mm, dy=5mm, dz=5mm
Reference Value = 8.05 V/m
Peak SAR (extrapolated) = 0.178 W/kg
SAR(1 g) = 0.069 mW/g; SAR(10 g) = 0.037 mW/g
Maximum value of SAR (measured) = 0.090 mW/g



Date/Time: 2005/10/17 23:56:24

Test Laboratory: Advance Data Technology

Left Head-Tilt-11g-Ch6-Mode 9

DUT: EDA-Enterprise Digital Assistant ; Type: MC7070 ; Test Frequency: 2437 MHz

Communication System: 802.11g ; Frequency: 2437 MHz; Duty Cycle: 1:1
Medium: HSL2450 Medium parameters used: f = 2437 MHz; σ = 1.79 mho/m; ε_r = 38.4; ρ = 1000 kg/m^3 ;
Liquid level: 155 mm
Phantom section: Left Section ; DUT test position : Tilt ; Modulation type: OFDM
Antenna type : PIFA Antenna ; Air temp. : 22.6 degrees ; Liquid temp. : 21.7 degrees

DASY4 Configuration:
- Probe: ET3DV6 - SN1790 ; ConvF(4.74, 4.74, 4.74) ; Calibrated: 2004/12/20
- Sensor-Surface: 4mm (Mechanical Surface Detection)
- Electronics: DAE3 Sn579; Calibrated: 2005/3/23
- Phantom: SAM 12; Type: SAM V4.0; Serial: TP 1202
- Measurement SW: DASY4, V4.5 Build 19; Postprocessing SW: SEMCAD, V1.8 Build 146

Tilt position - Mid Channel 6/Area Scan (8x13x1): Measurement grid: dx=15mm, dy=15mm
Maximum value of SAR (measured) = 0.236 mW/g

Tilt position - Mid Channel 6/Zoom Scan (7x7x7) (7x7x7)/Cube 0: Measurement grid: dx=5mm, dy=5mm, dz=5mm
Reference Value = 12.4 V/m
Peak SAR (extrapolated) = 0.472 W/kg
SAR(1 g) = 0.218 mW/g; SAR(10 g) = 0.107 mW/g
Maximum value of SAR (measured) = 0.242 mW/g

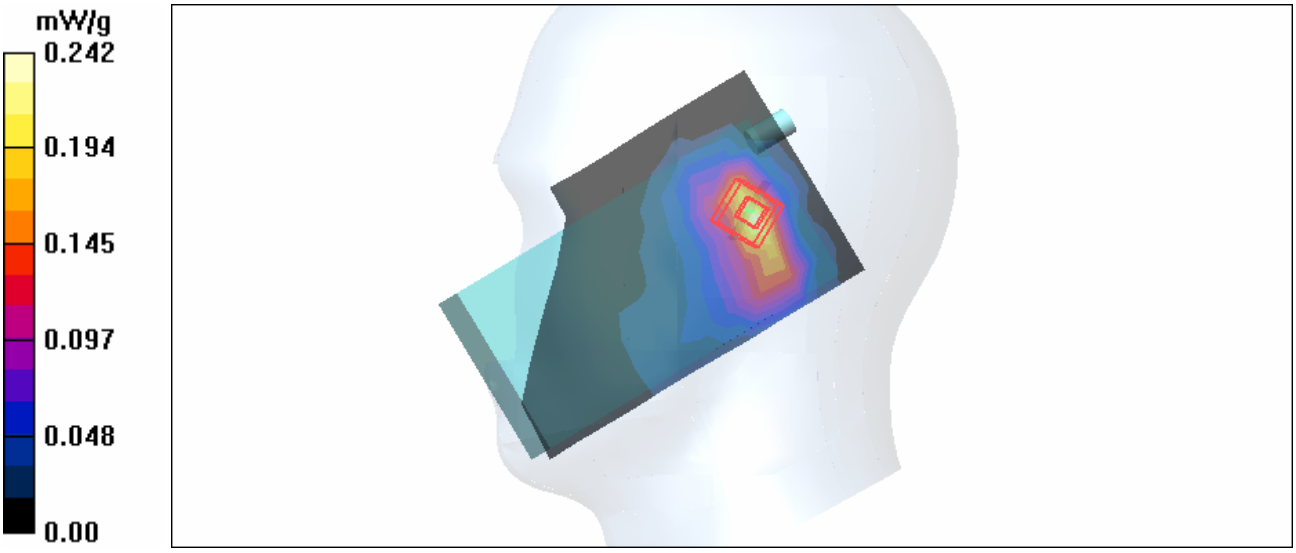

Date/Time: 2005/10/18 00:39:28

Test Laboratory: Advance Data Technology

Left Head-Tilt-11g-Ch11-Mode 9

DUT: EDA-Enterprise Digital Assistant ; Type: MC7070 ; Test Frequency: 2462 MHz

Communication System: 802.11g ; Frequency: 2462 MHz; Duty Cycle: 1:1
Medium: HSL2450 Medium parameters used: f = 2462 MHz; σ = 1.82 mho/m; ε_r = 38.3; ρ = 1000 kg/m^3 ;
Liquid level: 155 mm
Phantom section: Left Section ; DUT test position : Tilt ; Modulation type: OFDM
Antenna type : PIFA Antenna ; Air temp. : 22.6 degrees ; Liquid temp. : 21.7 degrees
DASY4 Configuration:
- Probe: ET3DV6 - SN1790 ; ConvF(4.74, 4.74, 4.74) ; Calibrated: 2004/12/20
- Sensor-Surface: 4mm (Mechanical Surface Detection)
- Electronics: DAE3 Sn579; Calibrated: 2005/3/23
- Phantom: SAM 12; Type: SAM V4.0; Serial: TP 1202
- Measurement SW: DASY4, V4.5 Build 19; Postprocessing SW: SEMCAD, V1.8 Build 146

Tilt position - High Channel 11/Area Scan (8x13x1): Measurement grid: dx=15mm, dy=15mm
Maximum value of SAR (measured) = 0.130 mW/g
Tilt position - High Channel 11/Zoom Scan (7x7x7) (7x7x7)/Cube 0: Measurement grid: dx=5mm, dy=5mm, dz=5mm
Reference Value = 9.07 V/m
Peak SAR (extrapolated) = 0.268 W/kg
SAR(1 g) = 0.121 mW/g; SAR(10 g) = 0.059 mW/g
Maximum value of SAR (measured) = 0.131 mW/g
Tilt position - High Channel 11/Zoom Scan (7x7x7) (7x7x7)/Cube 1: Measurement grid: dx=5mm, dy=5mm, dz=5mm
Reference Value = 9.07 V/m
Peak SAR (extrapolated) = 0.261 W/kg
SAR(1 g) = 0.097 mW/g; SAR(10 g) = 0.047 mW/g
Maximum value of SAR (measured) = 0.125 mW/g



Date/Time: 2005/10/19 12:48:18

Test Laboratory: Advance Data Technology

Body Worn-11g-Ch1-Keypad Up-Mode 10

DUT: EDA-Enterprise Digital Assistant ; Type: MC7070 ; Test Frequency: 2412 MHz

Communication System: 802.11g ; Frequency: 2412 MHz ; Duty Cycle: 1:1 ; Modulation type: OFDM
Medium: MSL2450 Medium parameters used: f = 2412 MHz; σ = 1.94 mho/m; ε_r = 51; ρ = 1000 kg/m^3 ; Liquid level : 150mm
Phantom section: Flat Section ; Separation distance : 0 mm (The front side of the EUT to the Phantom)
Antenna type : PIFA Antenna ; Air temp. : 22.4 degrees ; Liquid temp. : 21.3 degrees

DASY4 Configuration:
- Probe: ET3DV6 - SN1790 ; ConvF(4.35, 4.35, 4.35) ; Calibrated: 2004/12/20
- Sensor-Surface: 4mm (Mechanical Surface Detection)
- Electronics: DAE3 Sn579 ; Calibrated: 2005/3/23
- Phantom: SAM 12 ; Type: SAM V4.0 ; Serial: TP 1202
- Measurement SW: DASY4, V4.5 Build 19 ; Postprocessing SW: SEMCAD, V1.8 Build 146

Low Channel 1/Area Scan (9x13x1): Measurement grid: dx=15mm, dy=15mm
Maximum value of SAR (measured) = 0.051 mW/g

Low Channel 1/Zoom Scan (7x7x7) (7x7x7)/Cube 0: Measurement grid: dx=5mm, dy=5mm, dz=5mm
Reference Value = 1.83 V/m
Peak SAR (extrapolated) = 0.113 W/kg
SAR(1 g) = 0.068 mW/g; SAR(10 g) = 0.033 mW/g
Maximum value of SAR (measured) = 0.075 mW/g

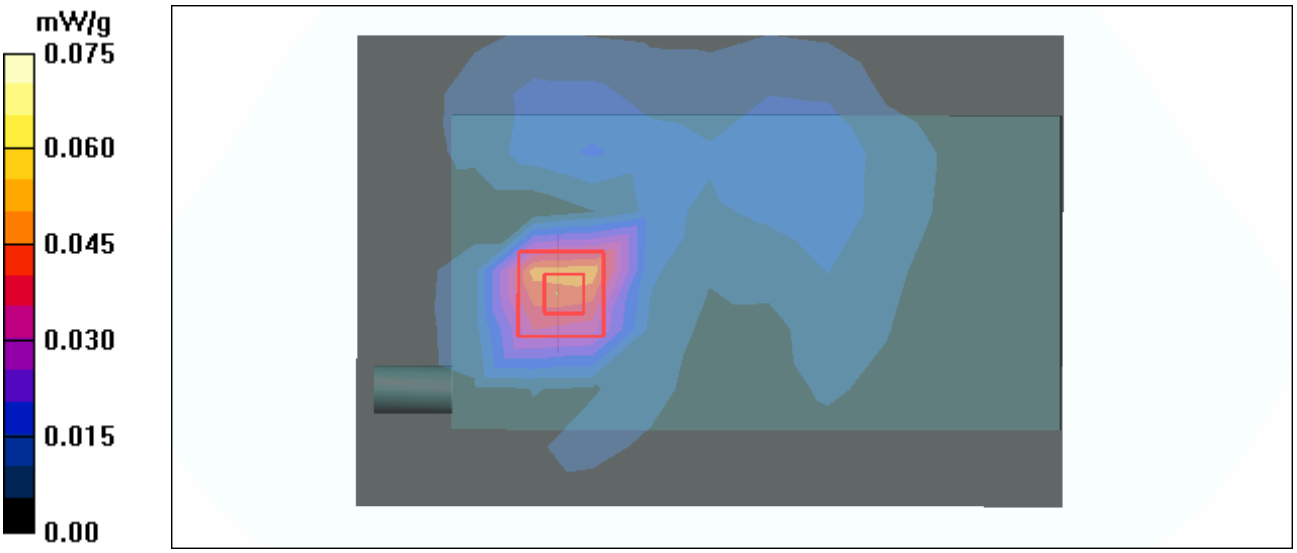

Date/Time: 2005/10/19 13:22:06

Test Laboratory: Advance Data Technology

Body Worn-11g-Ch6-Keypad Up-Mode 10

DUT: EDA-Enterprise Digital Assistant ; Type: MC7070 ; Test Frequency: 2437 MHz

Communication System: 802.11g ; Frequency: 2437 MHz ; Duty Cycle: 1:1 ; Modulation type: OFDM
Medium: MSL2450 Medium parameters used: f = 2437 MHz; σ = 1.97 mho/m; ε_r = 50.9; ρ = 1000 kg/m^3 ; Liquid level : 150mm
Phantom section: Flat Section ; Separation distance : 0 mm (The front side of the EUT to the Phantom)
Antenna type : PIFA Antenna ; Air temp. : 22.4 degrees ; Liquid temp. : 21.3 degrees

DASY4 Configuration:
- Probe: ET3DV6 - SN1790 ; ConvF(4.35, 4.35, 4.35) ; Calibrated: 2004/12/20
- Sensor-Surface: 4mm (Mechanical Surface Detection)
- Electronics: DAE3 Sn579 ; Calibrated: 2005/3/23
- Phantom: SAM 12 ; Type: SAM V4.0 ; Serial: TP 1202
- Measurement SW: DASY4, V4.5 Build 19 ; Postprocessing SW: SEMCAD, V1.8 Build 146

Mid Channel 6/Area Scan (9x13x1): Measurement grid: dx=15mm, dy=15mm
Maximum value of SAR (measured) = 0.081 mW/g

Mid Channel 6/Zoom Scan (7x7x7) (7x7x7)/Cube 0: Measurement grid: dx=5mm, dy=5mm, dz=5mm
Reference Value = 2.26 V/m
Peak SAR (extrapolated) = 0.198 W/kg
SAR(1 g) = 0.127 mW/g; SAR(10 g) = 0.053 mW/g
Maximum value of SAR (measured) = 0.145 mW/g

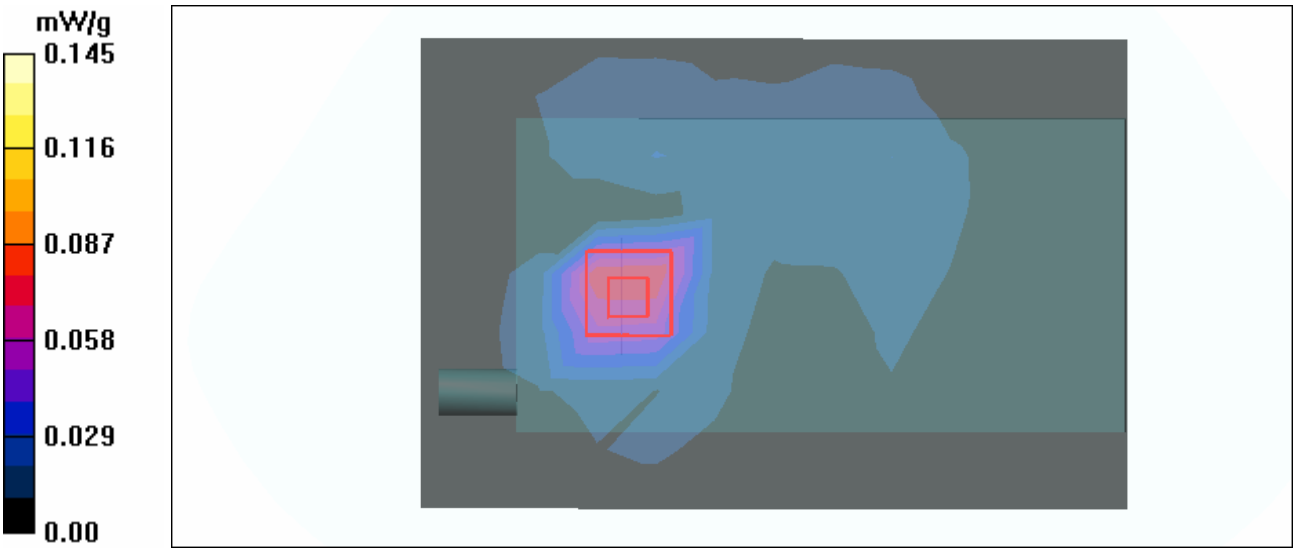

Date/Time: 2005/10/19 13:56:06

Test Laboratory: Advance Data Technology

Body Worn-11g-Ch11-Keypad Up-Mode 10

DUT: EDA-Enterprise Digital Assistant ; Type: MC7070 ; Test Frequency: 2462 MHz

Communication System: 802.11g ; Frequency: 2462 MHz ; Duty Cycle: 1:1 ; Modulation type: OFDM
Medium: MSL2450 Medium parameters used: f = 2462 MHz; σ = 2.01 mho/m; ε_r = 50.8; ρ = 1000 kg/m^3 ; Liquid level : 150mm
Phantom section: Flat Section ; Separation distance : 0 mm (The front side of the EUT to the Phantom)
Antenna type : PIFA Antenna ; Air temp. : 22.4 degrees ; Liquid temp. : 21.3 degrees

DASY4 Configuration:
- Probe: ET3DV6 - SN1790 ; ConvF(4.35, 4.35, 4.35) ; Calibrated: 2004/12/20
- Sensor-Surface: 4mm (Mechanical Surface Detection)
- Electronics: DAE3 Sn579 ; Calibrated: 2005/3/23
- Phantom: SAM 12 ; Type: SAM V4.0 ; Serial: TP 1202
- Measurement SW: DASY4, V4.5 Build 19 ; Postprocessing SW: SEMCAD, V1.8 Build 146

High Channel 11/Area Scan (9x13x1): Measurement grid: dx=15mm, dy=15mm
Maximum value of SAR (measured) = 0.052 mW/g

High Channel 11/Zoom Scan (7x7x7) (7x7x7)/Cube 0: Measurement grid: dx=5mm, dy=5mm, dz=5mm
Reference Value = 1.51 V/m
Peak SAR (extrapolated) = 0.104 W/kg
SAR(1 g) = 0.061 mW/g; SAR(10 g) = 0.028 mW/g
Maximum value of SAR (measured) = 0.066 mW/g

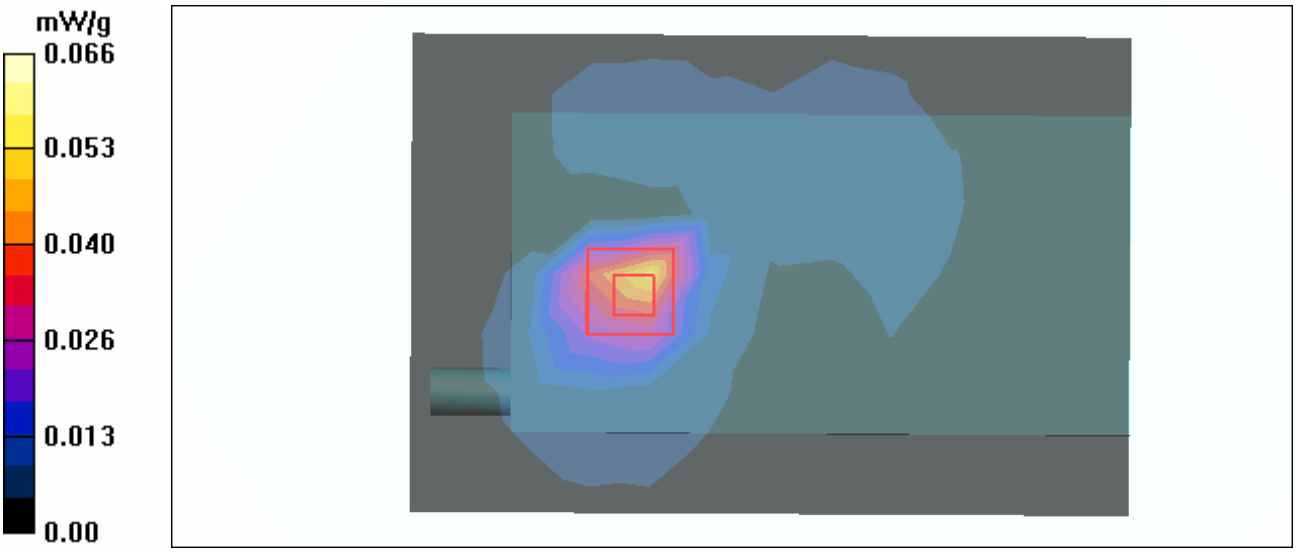

Date/Time: 2005/10/18 10:51:45

Test Laboratory: Advance Data Technology

Right Head-Cheek-BT-Ch0-Mode 11

DUT: EDA-Enterprise Digital Assistant ; Type: MC7070 ; Test Frequency: 2402 MHz

Communication System: Bluetooth ; Frequency: 2402 MHz ; Duty Cycle: 1:1
Phantom: SAM 12 Medium parameters used: f = 2402 MHz; σ = 1.76 mho/m; ε_r = 39.3; ρ = 1000 kg/m^3 ;
Liquid level: 151mm
Phantom section: Right Section ; DUT test position : Cheek ; Modulation type: GFSK
Antenna type : Chip Antenna ; Air temp. : 22.3 degrees ; Liquid temp. : 21.2 degrees

DASY4 Configuration:
- Probe: ET3DV6 - SN1790; ConvF(4.74, 4.74, 4.74) ; Calibrated: 2004/12/20
- Sensor-Surface: 4mm (Mechanical Surface Detection)
- Electronics: DAE3 Sn579; Calibrated: 2005/3/23
- Phantom: SAM 12; Type: SAM V4.0; Serial: TP 1202
- Measurement SW: DASY4, V4.5 Build 19; Postprocessing SW: SEMCAD, V1.8 Build 146

Touch position - Low Channel 0/Area Scan (8x7x1): Measurement grid: dx=15mm, dy=15mm
Maximum value of SAR (measured) = 0.01 mW/g

Touch position - Low Channel 0/Zoom Scan (7x7x7) (7x7x7)/Cube 0: Measurement grid: dx=5mm, dy=5mm, dz=5mm
Reference Value = 0.774 V/m
Peak SAR (extrapolated) = 0.018W/kg
SAR(1 g) = 0.000907 mW/g; SAR(10 g) = 8.95e-005 mW/g

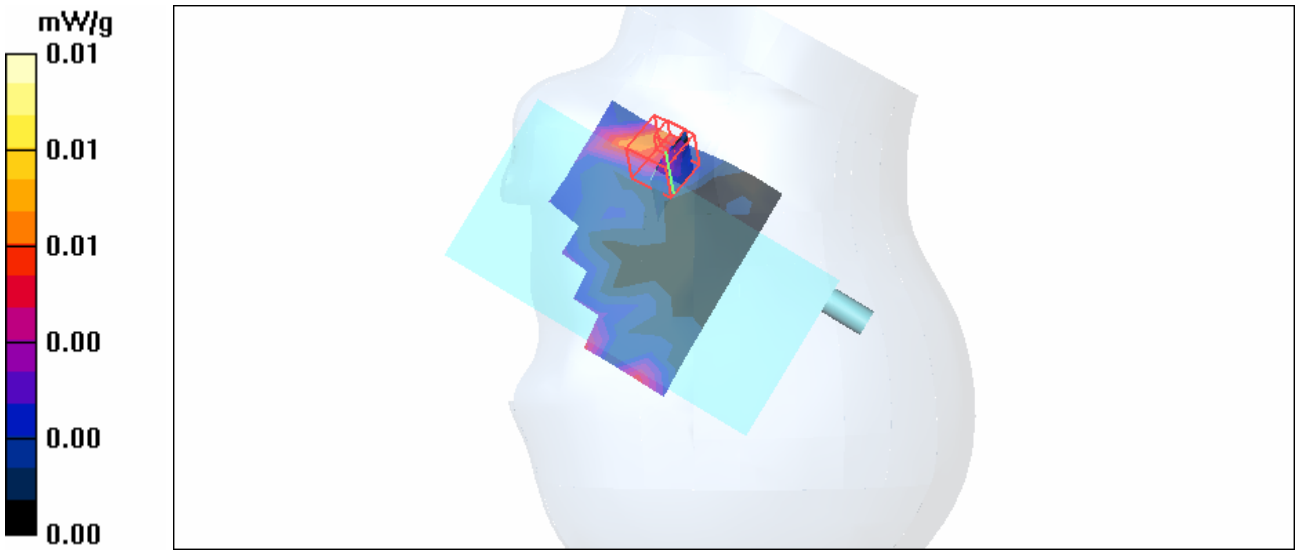

Date/Time: 2005/10/18 11:15:08

Test Laboratory: Advance Data Technology

Right Head-Cheek-BT-Ch39-Mode 11

DUT: EDA-Enterprise Digital Assistant ; Type: MC7070 ; Test Frequency: 2441 MHz

Communication System: Bluetooth ; Frequency: 2441 MHz ; Duty Cycle: 1:1
Phantom: SAM 12 Medium parameters used: f = 2441 MHz; σ = 1.81 mho/m; ε_r = 39.1; ρ = 1000 kg/m^3 ;
Liquid level: 151mm
Phantom section: Right Section ; DUT test position : Cheek ; Modulation type: GFSK
Antenna type : Chip Antenna ; Air temp. : 22.3 degrees ; Liquid temp. : 21.2 degrees

DASY4 Configuration:
- Probe: ET3DV6 - SN1790; ConvF(4.74, 4.74, 4.74) ; Calibrated: 2004/12/20
- Sensor-Surface: 4mm (Mechanical Surface Detection)
- Electronics: DAE3 Sn579; Calibrated: 2005/3/23
- Phantom: SAM 12; Type: SAM V4.0; Serial: TP 1202
- Measurement SW: DASY4, V4.5 Build 19; Postprocessing SW: SEMCAD, V1.8 Build 146

Touch position - Mid Channel 39/Area Scan (9x7x1): Measurement grid: dx=15mm, dy=15mm
Maximum value of SAR (measured) = 0.01 mW/g

Touch position - Mid Channel 39/Zoom Scan (7x7x7) (7x7x7)/Cube 0: Measurement grid: dx=5mm, dy=5mm, dz=5mm
Reference Value = 0.632 V/m
Peak SAR (extrapolated) = 0.014W/kg
SAR(1 g) = 0.000586 mW/g; SAR(10 g) = 0.000146 mW/g

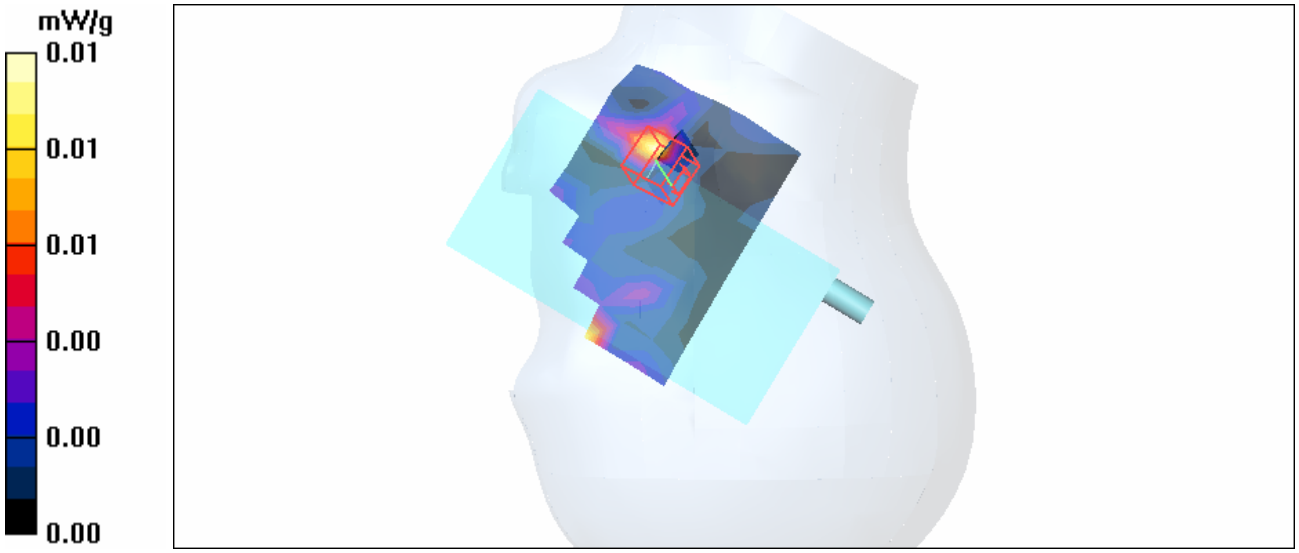

Date/Time: 2005/10/18 11:37:28

Test Laboratory: Advance Data Technology

Right Head-Cheek-BT-Ch78-Mode 11

DUT: EDA-Enterprise Digital Assistant ; Type: MC7070 ; Test Frequency: 2480 MHz

Communication System: Bluetooth ; Frequency: 2480 MHz ; Duty Cycle: 1:1
Phantom: SAM 12 Medium parameters used: f = 2480 MHz; σ = 1.85 mho/m; ε_r = 39; ρ = 1000 kg/m^3 ;
Liquid level: 151mm
Phantom section: Right Section ; DUT test position : Cheek ; Modulation type: GFSK
Antenna type : Chip Antenna ; Air temp. : 22.3 degrees ; Liquid temp. : 21.2 degrees

DASY4 Configuration:
- Probe: ET3DV6 - SN1790; ConvF(4.74, 4.74, 4.74) ; Calibrated: 2004/12/20
- Sensor-Surface: 4mm (Mechanical Surface Detection)
- Electronics: DAE3 Sn579; Calibrated: 2005/3/23
- Phantom: SAM 12; Type: SAM V4.0; Serial: TP 1202
- Measurement SW: DASY4, V4.5 Build 19; Postprocessing SW: SEMCAD, V1.8 Build 146

Touch position - High Channel 78/Area Scan (9x7x1): Measurement grid: dx=15mm, dy=15mm
Maximum value of SAR (measured) = 0.01 mW/g

Touch position - High Channel 78/Zoom Scan (7x7x7) (7x7x7)/Cube 0: Measurement grid: dx=5mm, dy=5mm, dz=5mm
Reference Value = 0.321 V/m
Peak SAR (extrapolated) = 0.00 W/kg
SAR(1 g) = 8.19e-005 mW/g; SAR(10 g) = 2.12e-005 mW/g



Date/Time: 2005/10/18 12:00:13

Test Laboratory: Advance Data Technology

Right Head-Tilt-BT-Ch0-Mode 12

DUT: EDA-Enterprise Digital Assistant ; Type: MC7070 ; Test Frequency: 2402 MHz

Communication System: Bluetooth ; Frequency: 2402 MHz; Duty Cycle: 1:1
Medium: HSL2450 Medium parameters used: f = 2402 MHz; σ = 1.76 mho/m; ε_r = 39.3; ρ = 1000 kg/m^3 ;
Liquid level: 151mm
Phantom section: Right Section ; DUT test position : Tilt ; Modulation type: GFSK
Antenna type : Chip Antenna ; Air temp. : 22.3 degrees ; Liquid temp. : 21.2 degrees

DASY4 Configuration:
- Probe: ET3DV6 - SN1790 ; ConvF(4.74, 4.74, 4.74) ; Calibrated: 2004/12/20
- Sensor-Surface: 4mm (Mechanical Surface Detection)
- Electronics: DAE3 Sn579; Calibrated: 2005/3/23
- Phantom: SAM 12; Type: SAM V4.0; Serial: TP 1202
- Measurement SW: DASY4, V4.5 Build 19; Postprocessing SW: SEMCAD, V1.8 Build 146

Tilt position - Low Channel 0/Area Scan (9x7x1): Measurement grid: dx=15mm, dy=15mm
Maximum value of SAR (measured) = 0.01 mW/g

Tilt position - Low Channel 0/Zoom Scan (7x7x7) (7x7x7)/Cube 0: Measurement grid: dx=5mm, dy=5mm, dz=5mm
Reference Value = 0.328 V/m
Peak SAR (extrapolated) = 0.012 W/kg
SAR(1 g) = 0.000339 mW/g; SAR(10 g) = 3.6e-005 mW/g

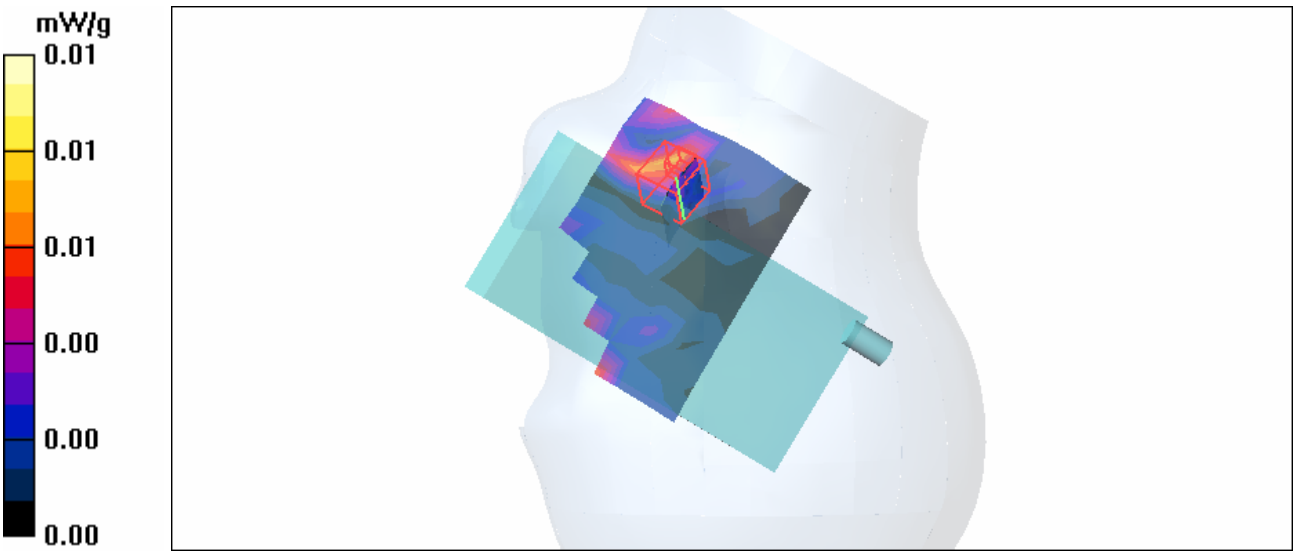

Date/Time: 2005/10/18 12:30:41

Test Laboratory: Advance Data Technology

Right Head-Tilt-BT-Ch39-Mode 12

DUT: EDA-Enterprise Digital Assistant ; Type: MC7070 ; Test Frequency: 2441 MHz

Communication System: Bluetooth ; Frequency: 2441 MHz; Duty Cycle: 1:1
Medium: HSL2450 Medium parameters used: f = 2441 MHz; σ = 1.81 mho/m; ε_r = 39.1; ρ = 1000 kg/m^3 ;
Liquid level: 151mm
Phantom section: Right Section ; DUT test position : Tilt ; Modulation type: GFSK
Antenna type : Chip Antenna ; Air temp. : 22.3 degrees ; Liquid temp. : 21.2 degrees

DASY4 Configuration:
- Probe: ET3DV6 - SN1790 ; ConvF(4.74, 4.74, 4.74) ; Calibrated: 2004/12/20
- Sensor-Surface: 4mm (Mechanical Surface Detection)
- Electronics: DAE3 Sn579; Calibrated: 2005/3/23
- Phantom: SAM 12; Type: SAM V4.0; Serial: TP 1202
- Measurement SW: DASY4, V4.5 Build 19; Postprocessing SW: SEMCAD, V1.8 Build 146

Tilt position - Mid Channel 39/Area Scan (9x7x1): Measurement grid: dx=15mm, dy=15mm
Maximum value of SAR (measured) = 0.01 mW/g

Tilt position - Mid Channel 39/Zoom Scan (7x7x7) (7x7x7)/Cube 1: Measurement grid: dx=5mm, dy=5mm, dz=5mm
Reference Value = 0.347V/m
Peak SAR (extrapolated) = 0.018 W/kg
SAR(1 g) = 0.000218 mW/g; SAR(10 g) = 1.96e-005 mW/g

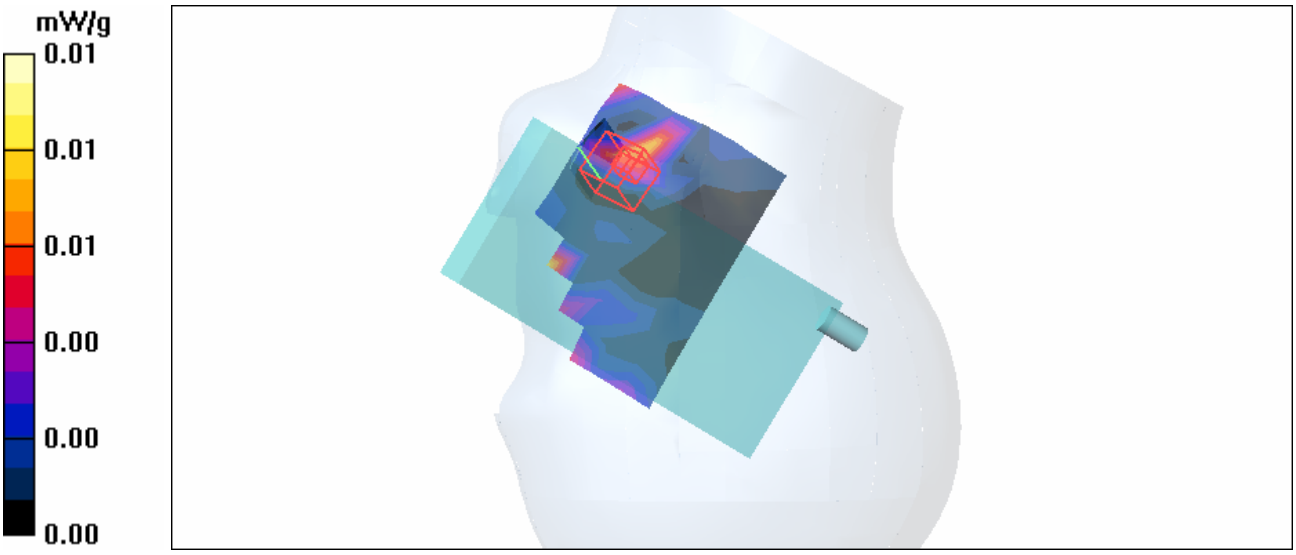

Date/Time: 2005/10/18 12:51:22

Test Laboratory: Advance Data Technology

Right Head-Tilt-BT-Ch78-Mode 12

DUT: EDA-Enterprise Digital Assistant ; Type: MC7070 ; Test Frequency: 2480 MHz

Communication System: Bluetooth ; Frequency: 2480 MHz; Duty Cycle: 1:1
Medium: HSL2450 Medium parameters used: f = 2480 MHz; σ = 1.85 mho/m; ε_r = 39; ρ = 1000 kg/m^3 ;
Liquid level: 151mm
Phantom section: Right Section ; DUT test position : Tilt ; Modulation type: GFSK
Antenna type : Chip Antenna ; Air temp. : 22.3 degrees ; Liquid temp. : 21.2 degrees

DASY4 Configuration:
- Probe: ET3DV6 - SN1790 ; ConvF(4.74, 4.74, 4.74) ; Calibrated: 2004/12/20
- Sensor-Surface: 4mm (Mechanical Surface Detection)
- Electronics: DAE3 Sn579; Calibrated: 2005/3/23
- Phantom: SAM 12; Type: SAM V4.0; Serial: TP 1202
- Measurement SW: DASY4, V4.5 Build 19; Postprocessing SW: SEMCAD, V1.8 Build 146

Tilt position - High Channel 78/Area Scan (9x7x1): Measurement grid: dx=15mm, dy=15mm
Maximum value of SAR (measured) = 0.01 mW/g

Tilt position - High Channel 78/Zoom Scan (7x7x7) (7x7x7)/Cube 0: Measurement grid: dx=5mm, dy=5mm, dz=5mm
Reference Value = 0.138 V/m
Peak SAR (extrapolated) = 0.016 W/kg
SAR(1 g) = 0.000471W/g; SAR(10 g) = 4.57e-005 mW/g
Maximum value of SAR (measured) = 0.016 mW/g

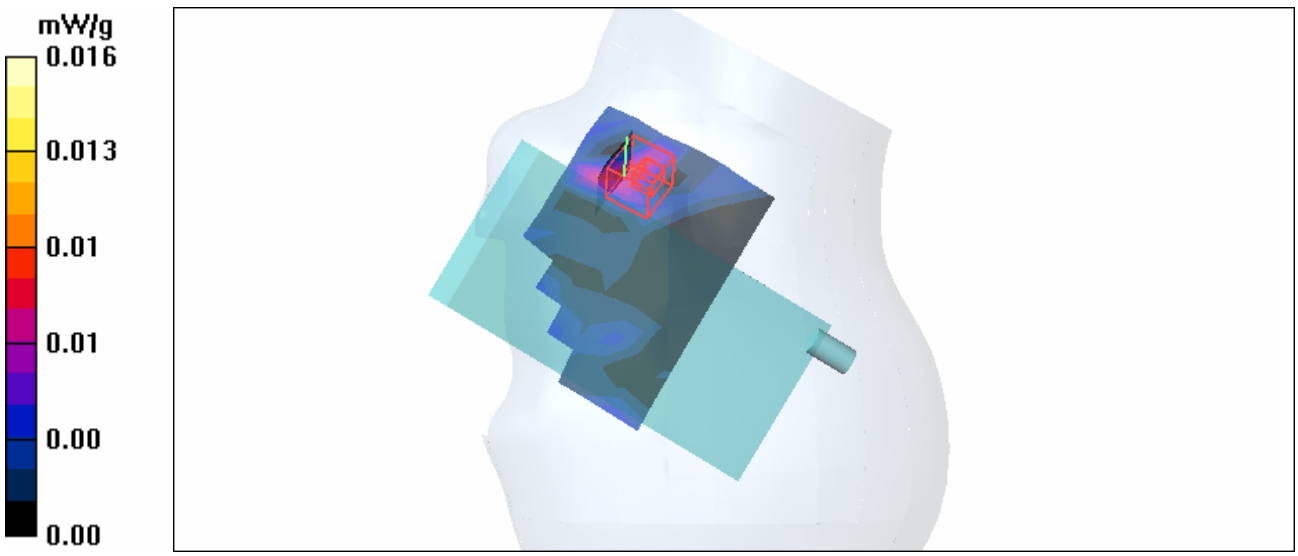

Date/Time: 2005/10/18 13:15:54

Test Laboratory: Advance Data Technology

Left Head-Cheek-BT-Ch0-Mode 13

DUT: EDA-Enterprise Digital Assistant ; Type: MC7070 ; Test Frequency: 2402 MHz

Communication System: Bluetooth ; Frequency: 2402 MHz ; Duty Cycle: 1:1
Phantom: SAM 12 Medium parameters used: f = 2402 MHz; σ = 1.76 mho/m; ε_r = 39.3; ρ = 1000 kg/m^3 ;
Liquid level: 151mm
Phantom section: Left Section ; DUT test position : Cheek ; Modulation type: GFSK
Antenna type : Chip Antenna ; Air temp. : 22.3 degrees ; Liquid temp. : 21.2 degrees

DASY4 Configuration:
- Probe: ET3DV6 - SN1790; ConvF(4.74, 4.74, 4.74) ; Calibrated: 2004/12/20
- Sensor-Surface: 4mm (Mechanical Surface Detection)
- Electronics: DAE3 Sn579; Calibrated: 2005/3/23
- Phantom: SAM 12; Type: SAM V4.0; Serial: TP 1202
- Measurement SW: DASY4, V4.5 Build 19; Postprocessing SW: SEMCAD, V1.8 Build 146

Touch position - Low Channel 0/Area Scan (9x7x1): Measurement grid: dx=15mm, dy=15mm
Maximum value of SAR (measured) = 0.01 mW/g

Touch position - Low Channel 0/Zoom Scan (7x7x7) (7x7x7)/Cube 0: Measurement grid: dx=5mm, dy=5mm, dz=5mm
Reference Value = 0.816 V/m
Peak SAR (extrapolated) = 0.024 W/kg
SAR(1 g) = 0.00453 mW/g; SAR(10 g) = 0.000563 mW/g

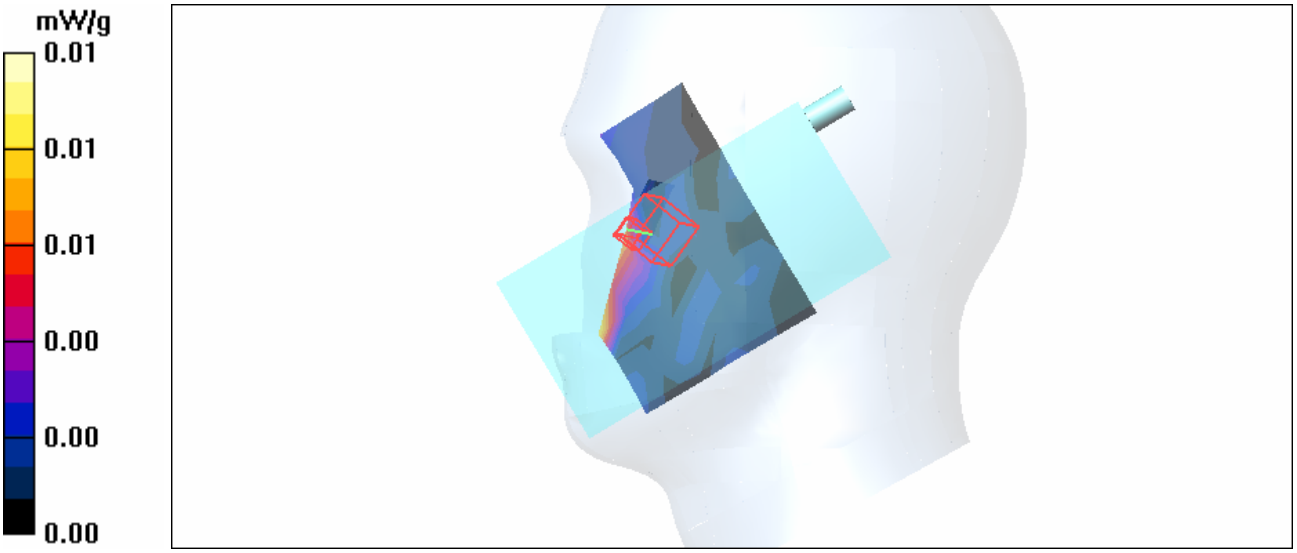

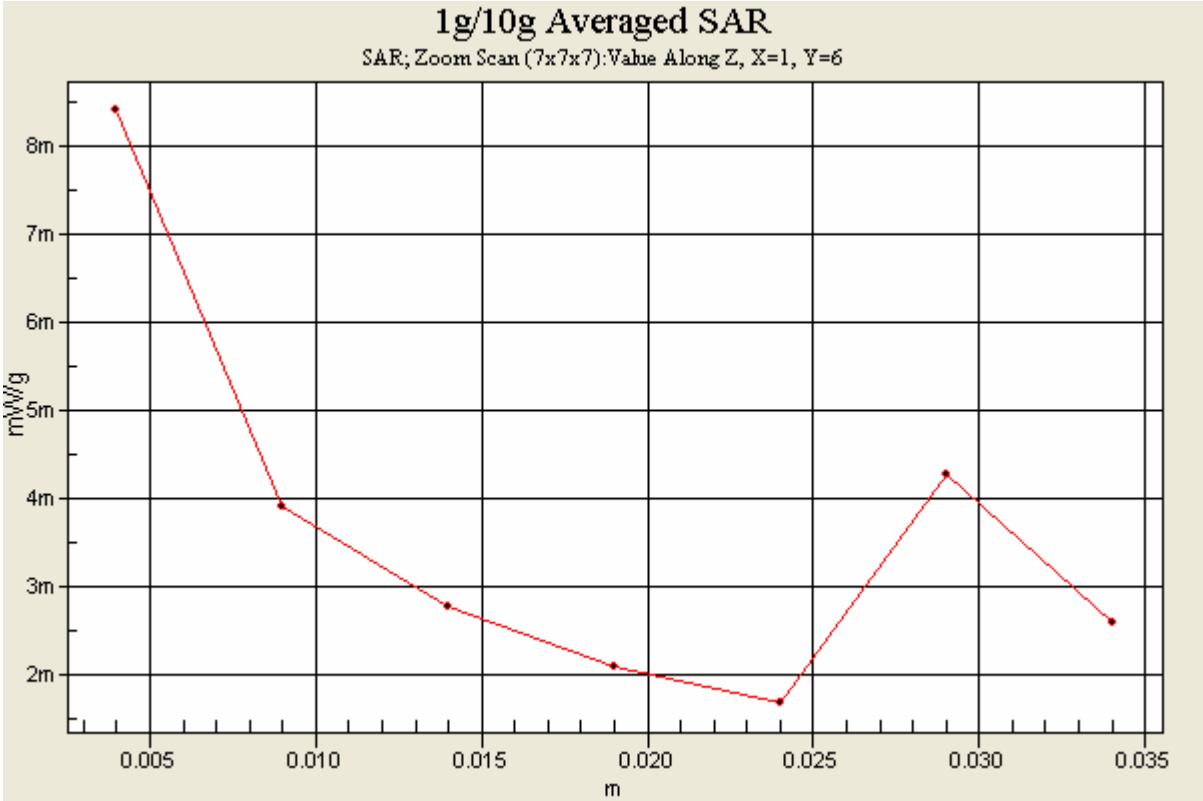
1g/10g Averaged SAR
SAR; Zoom Scan (7x7x7):Value Along Z, X=1, Y=6
mW/g
8m
7m
6m
5m
4m
3m
2m
0.005
0.010
0.015
0.020
0.025
0.030
0.035
m

Date/Time: 2005/10/18 13:30:10

Test Laboratory: Advance Data Technology

Left Head-Cheek-BT-Ch39-Mode 13

DUT: EDA-Enterprise Digital Assistant ; Type: MC7070 ; Test Frequency: 2441 MHz

Communication System: Bluetooth ; Frequency: 2441 MHz ; Duty Cycle: 1:1
Phantom: SAM 12 Medium parameters used: f = 2441 MHz; σ = 1.81 mho/m; ε_r = 39.1; ρ = 1000 kg/m^3 ;
Liquid level: 151mm
Phantom section: Left Section ; DUT test position : Cheek ; Modulation type: GFSK
Antenna type : Chip Antenna ; Air temp. : 22.3 degrees ; Liquid temp. : 21.2 degrees

DASY4 Configuration:
- Probe: ET3DV6 - SN1790; ConvF(4.74, 4.74, 4.74) ; Calibrated: 2004/12/20
- Sensor-Surface: 4mm (Mechanical Surface Detection)
- Electronics: DAE3 Sn579; Calibrated: 2005/3/23
- Phantom: SAM 12; Type: SAM V4.0; Serial: TP 1202
- Measurement SW: DASY4, V4.5 Build 19; Postprocessing SW: SEMCAD, V1.8 Build 146

Touch position - Mid Channel 39/Area Scan (9x7x1): Measurement grid: dx=15mm, dy=15mm
Maximum value of SAR (measured) = 0.01 mW/g

Touch position - Mid Channel 39/Zoom Scan (7x7x7) (7x7x7)/Cube 0: Measurement grid: dx=5mm, dy=5mm, dz=5mm
Reference Value = 0.987 V/m
Peak SAR (extrapolated) = 0.013 W/kg
SAR(1 g) = 0.00142 mW/g; SAR(10 g) = 0.000206 mW/g

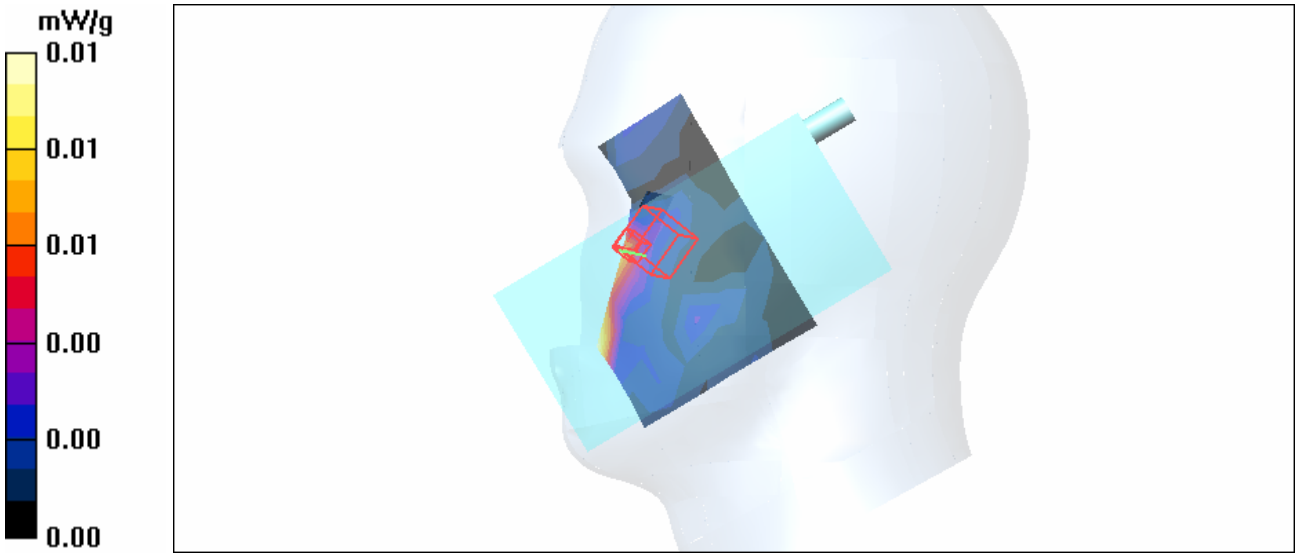

Date/Time: 2005/10/18 13:52:51

Test Laboratory: Advance Data Technology

Left Head-Cheek-BT-Ch78-Mode 13

DUT: EDA-Enterprise Digital Assistant ; Type: MC7070 ; Test Frequency: 2480 MHz

Communication System: Bluetooth ; Frequency: 2480 MHz ; Duty Cycle: 1:1
Phantom: SAM 12 Medium parameters used: f = 2480 MHz; σ = 1.85 mho/m; ε_r = 39; ρ = 1000 kg/m^3 ;
Liquid level: 151mm
Phantom section: Left Section ; DUT test position : Cheek ; Modulation type: GFSK
Antenna type : Chip Antenna ; Air temp. : 22.3 degrees ; Liquid temp. : 21.2 degrees

DASY4 Configuration:
- Probe: ET3DV6 - SN1790; ConvF(4.74, 4.74, 4.74) ; Calibrated: 2004/12/20
- Sensor-Surface: 4mm (Mechanical Surface Detection)
- Electronics: DAE3 Sn579; Calibrated: 2005/3/23
- Phantom: SAM 12; Type: SAM V4.0; Serial: TP 1202
- Measurement SW: DASY4, V4.5 Build 19; Postprocessing SW: SEMCAD, V1.8 Build 146

Touch position - High Channel 78/Area Scan (9x7x1): Measurement grid: dx=15mm, dy=15mm
Maximum value of SAR (measured) = 0.012 mW/g

Touch position - High Channel 78/Zoom Scan (7x7x7) (7x7x7)/Cube 0: Measurement grid: dx=5mm, dy=5mm, dz=5mm
Reference Value = 0.646 V/m
Peak SAR (extrapolated) = 0.027 W/kg
SAR(1 g) = 0.00232 mW/g; SAR(10 g) = 0.000295 mW/g
Maximum value of SAR (measured) = 0.013 mW/g

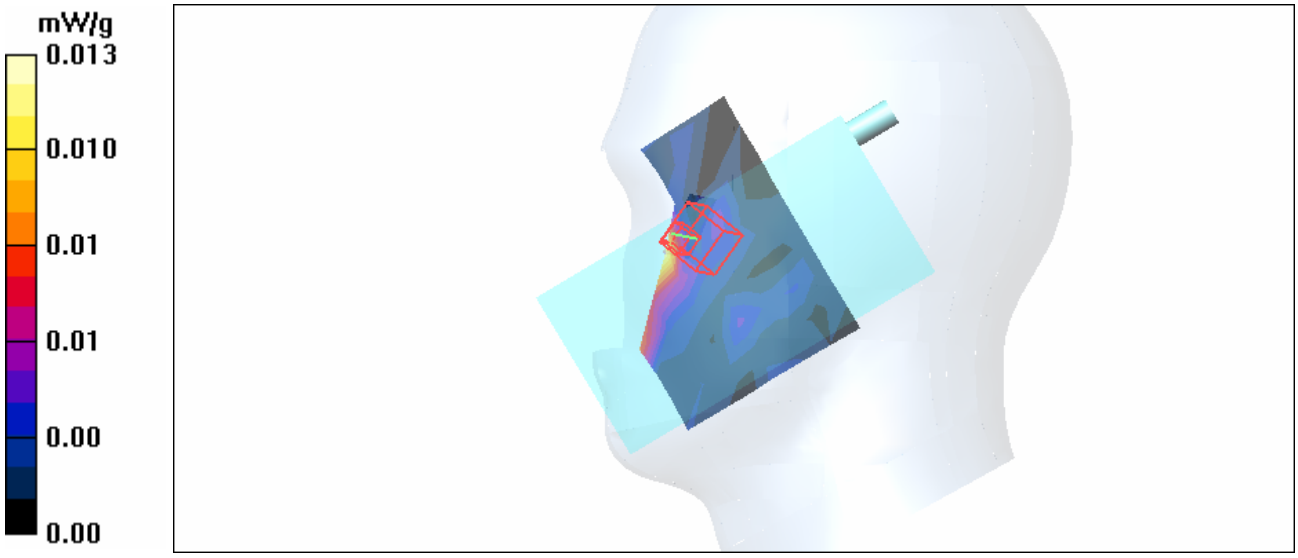

Date/Time: 2005/10/18 14:16:11

Test Laboratory: Advance Data Technology

Left Head-Tilt-BT-Ch0-Mode 14

DUT: EDA-Enterprise Digital Assistant ; Type: MC7070 ; Test Frequency: 2402 MHz

Communication System: Bluetooth ; Frequency: 2402 MHz; Duty Cycle: 1:1
Medium: HSL2450 Medium parameters used: f = 2402 MHz; σ = 1.76 mho/m; ε_r = 39.3; ρ = 1000 kg/m^3 ;
Liquid level: 151mm
Phantom section: Left Section ; DUT test position : Tilt ; Modulation type: GFSK
Antenna type : Chip Antenna ; Air temp. : 22.3 degrees ; Liquid temp. : 21.2 degrees

DASY4 Configuration:
- Probe: ET3DV6 - SN1790 ; ConvF(4.74, 4.74, 4.74) ; Calibrated: 2004/12/20
- Sensor-Surface: 4mm (Mechanical Surface Detection)
- Electronics: DAE3 Sn579; Calibrated: 2005/3/23
- Phantom: SAM 12; Type: SAM V4.0; Serial: TP 1202
- Measurement SW: DASY4, V4.5 Build 19; Postprocessing SW: SEMCAD, V1.8 Build 146

Tilt position - Low Channel 0/Area Scan (9x7x1): Measurement grid: dx=15mm, dy=15mm
Maximum value of SAR (measured) = 0.010 mW/g

Tilt position - Low Channel 0/Zoom Scan (7x7x7) (7x7x7)/Cube 0: Measurement grid: dx=5mm, dy=5mm, dz=5mm
Reference Value = 0.295 V/m
Peak SAR (extrapolated) = 0.01 W/kg
SAR(1 g) = 0.00137 mW/g; SAR(10 g) = 0.000124 mW/g
Maximum value of SAR (measured) = 0.01 mW/g

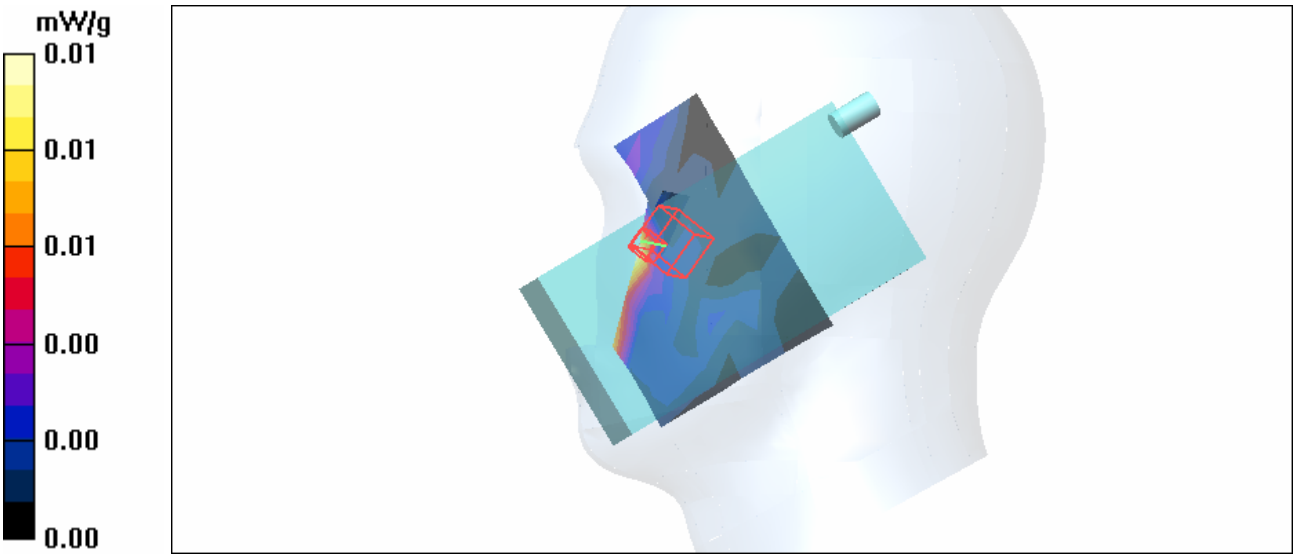

Date/Time: 2005/10/18 14:37:48

Test Laboratory: Advance Data Technology

Left Head-Tilt-BT-Ch39-Mode 14

DUT: EDA-Enterprise Digital Assistant ; Type: MC7070 ; Test Frequency: 2441 MHz

Communication System: Bluetooth ; Frequency: 2441 MHz; Duty Cycle: 1:1
Medium: HSL2450 Medium parameters used: f = 2441 MHz; σ = 1.81 mho/m; ε_r = 39.1; ρ = 1000 kg/m^3 ;
Liquid level: 151mm
Phantom section: Left Section ; DUT test position : Tilt ; Modulation type: GFSK
Antenna type : Chip Antenna ; Air temp. : 22.3 degrees ; Liquid temp. : 21.2 degrees

DASY4 Configuration:
- Probe: ET3DV6 - SN1790 ; ConvF(4.74, 4.74, 4.74) ; Calibrated: 2004/12/20
- Sensor-Surface: 4mm (Mechanical Surface Detection)
- Electronics: DAE3 Sn579; Calibrated: 2005/3/23
- Phantom: SAM 12; Type: SAM V4.0; Serial: TP 1202
- Measurement SW: DASY4, V4.5 Build 19; Postprocessing SW: SEMCAD, V1.8 Build 146

Tilt position - Mid Channel 39/Area Scan (9x7x1): Measurement grid: dx=15mm, dy=15mm
Maximum value of SAR (measured) = 0.01 mW/g

Tilt position - Mid Channel 39/Zoom Scan (7x7x7) (7x7x7)/Cube 0: Measurement grid: dx=5mm, dy=5mm, dz=5mm
Reference Value = 0.676 V/m
Peak SAR (extrapolated) = 0.01 W/kg
SAR(1 g) = 0.000541 mW/g; SAR(10 g) = 7.04e-005 mW/g
Maximum value of SAR (measured) = 0.00 mW/g

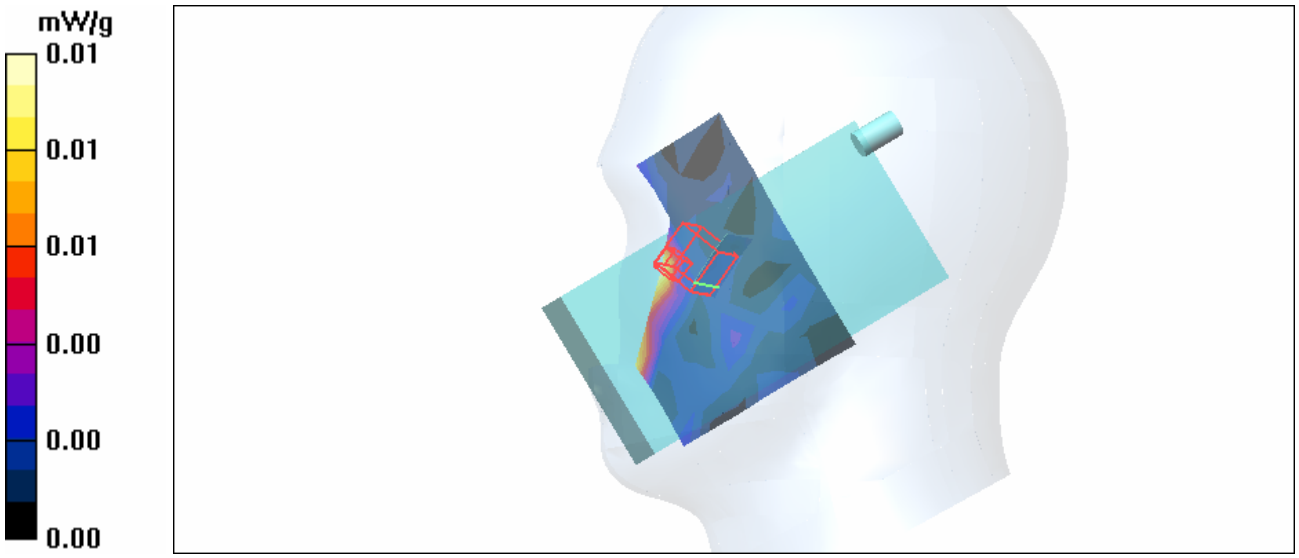

Date/Time: 2005/10/18 15:01:33

Test Laboratory: Advance Data Technology

Left Head-Tilt-BT-Ch78-Mode 14

DUT: EDA-Enterprise Digital Assistant ; Type: MC7070 ; Test Frequency: 2480 MHz

Communication System: Bluetooth ; Frequency: 2480 MHz; Duty Cycle: 1:1
Medium: HSL2450 Medium parameters used: f = 2480 MHz; σ = 1.85 mho/m; ε_r = 39; ρ = 1000 kg/m^3 ;
Liquid level: 151mm
Phantom section: Left Section ; DUT test position : Tilt ; Modulation type: GFSK
Antenna type : Chip Antenna ; Air temp. : 22.3 degrees ; Liquid temp. : 21.2 degrees

DASY4 Configuration:
- Probe: ET3DV6 - SN1790 ; ConvF(4.74, 4.74, 4.74) ; Calibrated: 2004/12/20
- Sensor-Surface: 4mm (Mechanical Surface Detection)
- Electronics: DAE3 Sn579; Calibrated: 2005/3/23
- Phantom: SAM 12; Type: SAM V4.0; Serial: TP 1202
- Measurement SW: DASY4, V4.5 Build 19; Postprocessing SW: SEMCAD, V1.8 Build 146

Tilt position - High Channel 78/Area Scan (9x7x1): Measurement grid: dx=15mm, dy=15mm
Maximum value of SAR (measured) = 0.01 mW/g

Tilt position - High Channel 78/Zoom Scan (7x7x7) (7x7x7)/Cube 0: Measurement grid: dx=5mm, dy=5mm, dz=5mm
Reference Value = 0.547 V/m
Peak SAR (extrapolated) = 0.017 W/kg
SAR(1 g) = 0.00195 mW/g; SAR(10 g) = 0.000256 mW/g

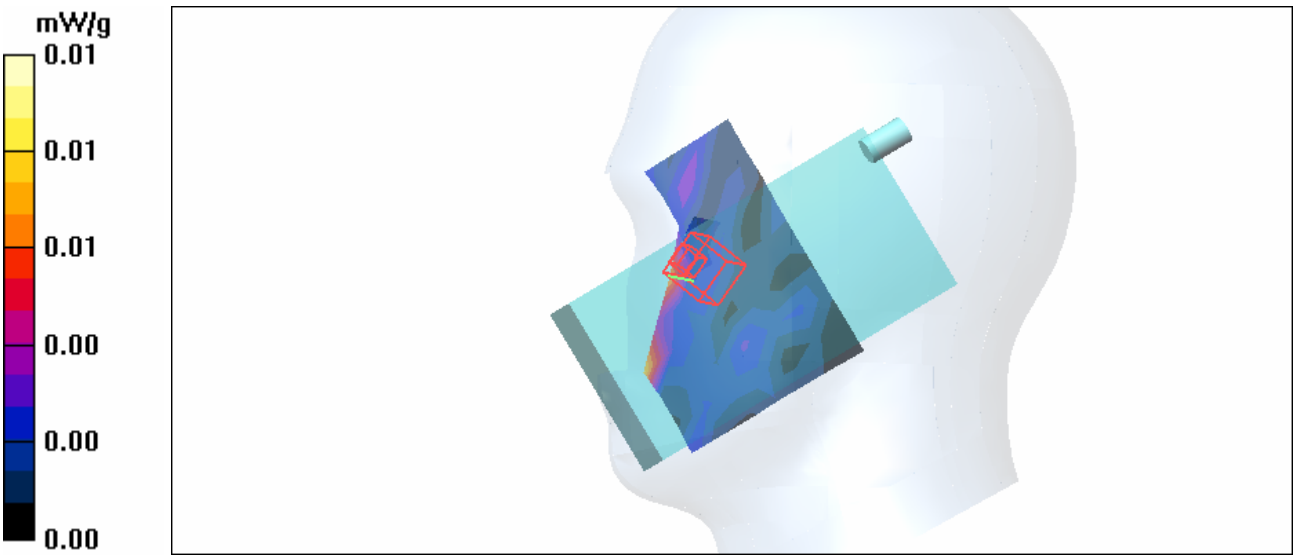

Date/Time: 2005/10/19 14:38:20

Test Laboratory: Advance Data Technology

Body Worn-BT-Ch0-Keypad Up-Mode 15

DUT: EDA-Enterprise Digital Assistant ; Type: MC7070 ; Test Frequency: 2402 MHz

Communication System: Bluetooth ; Frequency: 2402 MHz ; Duty Cycle: 1:1
Medium: MSL2450 Medium parameters used: f = 2402 MHz; σ = 1.93 mho/m; ε_r = 51; ρ = 1000 kg/m^3 ; Liquid Level : 150mm
Phantom section: Flat Section ; DUT test position : Body ; Modulation Type: GFSK
Separation Distance : 0 mm (The front side of the EUT to the Phantom)
Antenna Type : Chip Antenna ; Air Temp. : 22.4 degrees ; Liquid Temp. : 21.3 degrees
DASY4 Configuration:
- Probe: ET3DV6 - SN1790 ; ConvF(4.35, 4.35, 4.35) ; Calibrated: 2004/12/20
- Sensor-Surface: 4mm (Mechanical Surface Detection)
- Electronics: DAE3 Sn579 ; Calibrated: 2005/3/23
- Phantom: SAM 12 ; Type: SAM V4.0; Serial: TP 1202
- Measurement SW: DASY4, V4.5 Build 19 ; Postprocessing SW: SEMCAD, V1.8 Build 146

Low Channel 0/Area Scan (9x7x1): Measurement grid: dx=15mm, dy=15mm
Maximum value of SAR (measured) = 0.00 mW/g
Low Channel 0/Zoom Scan (7x7x7) (7x7x7)/Cube 0: Measurement grid: dx=5mm, dy=5mm, dz=5mm
Reference Value = 0.534 V/m
Peak SAR (extrapolated) = 0.01 W/kg
SAR(1 g) = 4.41e-005 mW/g; SAR(10 g) = 1.09e-005 mW/g
Maximum value of SAR (measured) = 0.01 mW/g
Low Channel 0/Zoom Scan (7x7x7) (7x7x7)/Cube 1: Measurement grid: dx=5mm, dy=5mm, dz=5mm
Reference Value = 0.534 V/m
Peak SAR (extrapolated) = 0.01 W/kg
SAR(1 g) = 6.4e-005 mW/g; SAR(10 g) = 9.71e-006 mW/g

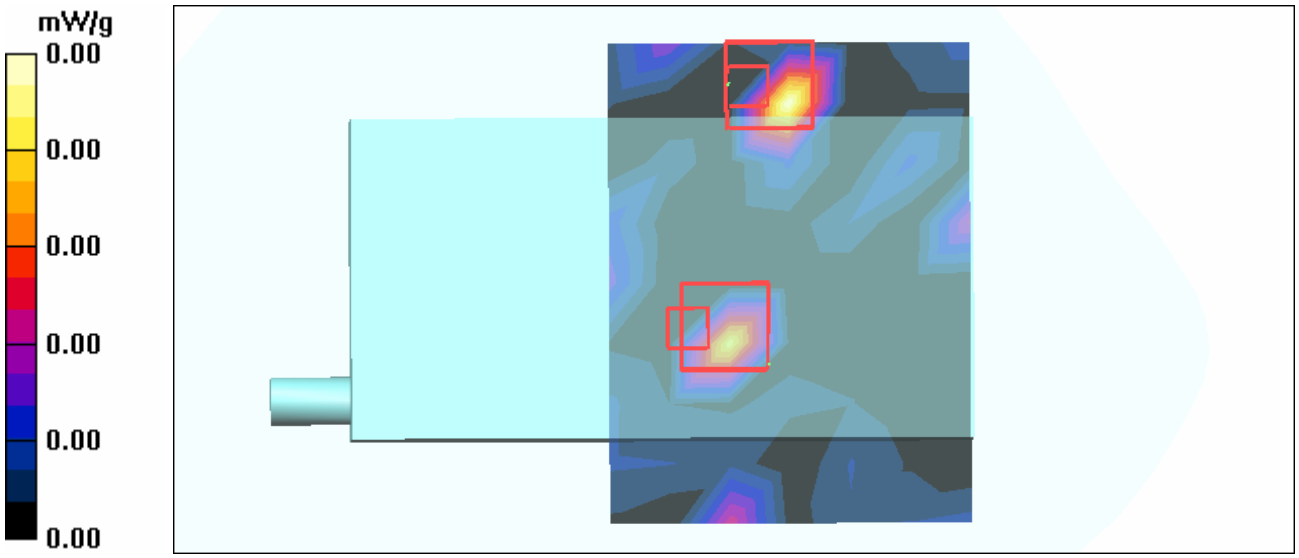

Date/Time: 2005/10/19 14:17:44

Test Laboratory: Advance Data Technology

Body Worn-BT-Ch39-Keypad Up-Mode 15

DUT: EDA-Enterprise Digital Assistant ; Type: MC7070 ; Test Frequency: 2441 MHz

Communication System: Bluetooth ; Frequency: 2441 MHz ; Duty Cycle: 1:1
Medium: MSL2450 Medium parameters used: f = 2441 MHz; σ = 1.98 mho/m; ε_r = 50.9; ρ = 1000 kg/m^3 ; Liquid Level : 150mm
Phantom section: Flat Section ; DUT test position : Body ; Modulation Type: GFSK
Separation Distance : 0 mm (The front side of the EUT to the Phantom)
Antenna Type : Chip Antenna ; Air Temp. : 22.4 degrees ; Liquid Temp. : 21.3 degrees
DASY4 Configuration:
- Probe: ET3DV6 - SN1790 ; ConvF(4.35, 4.35, 4.35) ; Calibrated: 2004/12/20
- Sensor-Surface: 4mm (Mechanical Surface Detection)
- Electronics: DAE3 Sn579 ; Calibrated: 2005/3/23
- Phantom: SAM 12 ; Type: SAM V4.0; Serial: TP 1202
- Measurement SW: DASY4, V4.5 Build 19 ; Postprocessing SW: SEMCAD, V1.8 Build 146

Mid Channel 39/Area Scan (9x7x1): Measurement grid: dx=15mm, dy=15mm
Maximum value of SAR (measured) = 0.00 mW/g
Mid Channel 39/Zoom Scan (7x7x7) (7x7x7)/Cube 0: Measurement grid: dx=5mm, dy=5mm, dz=5mm
Reference Value = 0.272 V/m
Peak SAR (extrapolated) = 0.01 W/kg
SAR(1 g) = 7.54e-005 mW/g; SAR(10 g) = 1.75e-005 mW/g
Maximum value of SAR (measured) = 0.01 mW/g
Mid Channel 39/Zoom Scan (7x7x7) (7x7x7)/Cube 1: Measurement grid: dx=5mm, dy=5mm, dz=5mm
Reference Value = 0.272 V/m
Peak SAR (extrapolated) = 0.01 W/kg
SAR(1 g) = 0.000149 mW/g; SAR(10 g) = 1.86e-005 mW/g

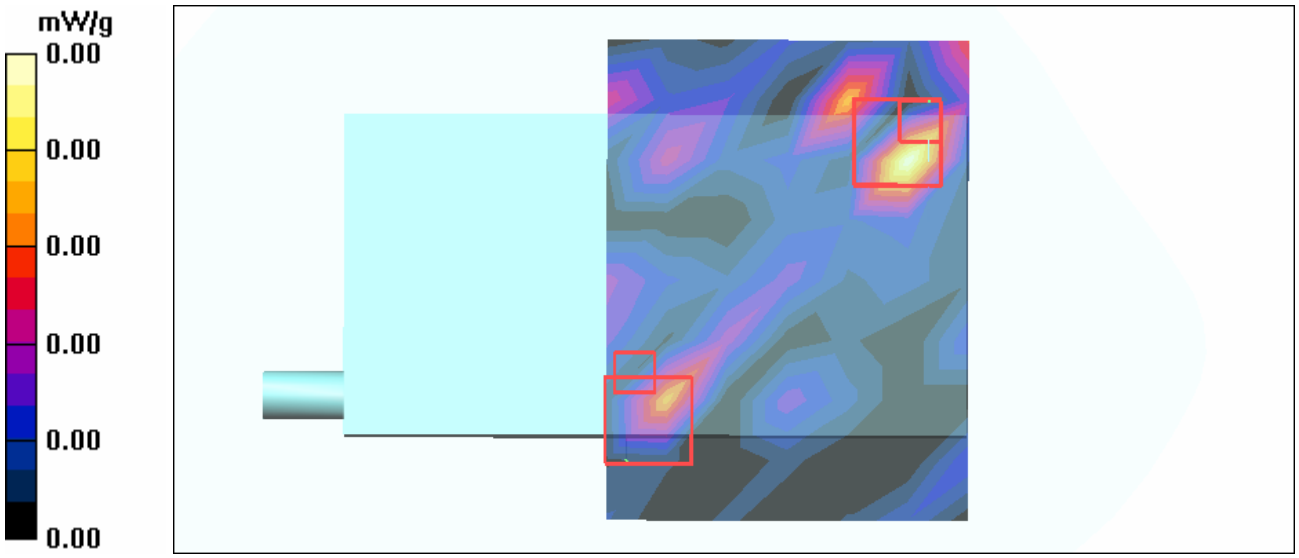

Date/Time: 2005/10/19 14:56:22

Test Laboratory: Advance Data Technology

Body Worn-BT-Ch78-Keypad Up-Mode 15

DUT: EDA-Enterprise Digital Assistant ; Type: MC7070 ; Test Frequency: 2480 MHz

Communication System: Bluetooth ; Frequency: 2480 MHz ; Duty Cycle: 1:1
Medium: MSL2450 Medium parameters used: f = 2480 MHz; σ = 2.03 mho/m; ε_r = 50.8; ρ = 1000 kg/m^3 ; Liquid Level : 150mm
Phantom section: Flat Section ; DUT test position : Body ; Modulation Type: GFSK
Separation Distance : 0 mm (The front side of the EUT to the Phantom)
Antenna Type : Chip Antenna ; Air Temp. : 22.4 degrees ; Liquid Temp. : 21.3 degrees
DASY4 Configuration:
- Probe: ET3DV6 - SN1790 ; ConvF(4.35, 4.35, 4.35) ; Calibrated: 2004/12/20
- Sensor-Surface: 4mm (Mechanical Surface Detection)
- Electronics: DAE3 Sn579 ; Calibrated: 2005/3/23
- Phantom: SAM 12 ; Type: SAM V4.0; Serial: TP 1202
- Measurement SW: DASY4, V4.5 Build 19 ; Postprocessing SW: SEMCAD, V1.8 Build 146

High Channel 78/Area Scan (9x7x1): Measurement grid: dx=15mm, dy=15mm
Maximum value of SAR (measured) = 0.00 mW/g
High Channel 78/Zoom Scan (7x7x7) (7x7x7)/Cube 0: Measurement grid: dx=5mm, dy=5mm, dz=5mm
Reference Value = 0.563 V/m
Peak SAR (extrapolated) = 0.01 W/kg
SAR(1 g) = 0.000179 mW/g; SAR(10 g) = 3.94e-005 mW/g
Maximum value of SAR (measured) = 0.01 mW/g
High Channel 78/Zoom Scan (7x7x7) (7x7x7)/Cube 1: Measurement grid: dx=5mm, dy=5mm, dz=5mm
Reference Value = 0.563 V/m
Peak SAR (extrapolated) = 0.025 W/kg
SAR(1 g) = 0.000234 mW/g; SAR(10 g) = 0.0001 mW/g
Maximum value of SAR (measured) = 0.010 mW/g

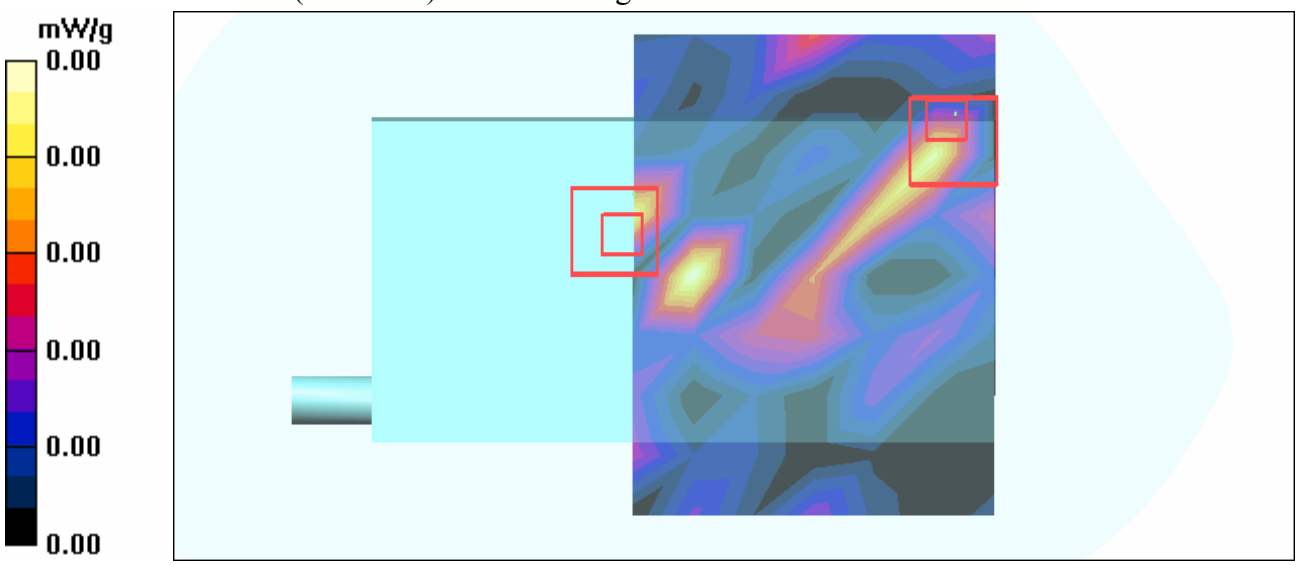

Date/Time: 2005/10/18 10:51:45

Test Laboratory: Advance Data Technology

Co-located-Right Head-Cheek-11b Ch6+BT Ch0-Mode 16

DUT: EDA-Enterprise Digital Assistant ; Type: MC7070 ; Test Frequency: 2437 MHzFrequency: 2402 MHz

Communication System: 802.11bCommunication System: Bluetooth ; Frequency: 2437 MHzFrequency: 2402 MHz ; Duty Cycle: 1:1
Phantom: SAM 12 Medium parameters used: f = 2437 MHz; σ = 1.79 mho/m; ε_r = 38.4; ρ = 1000 kg/m^3
Medium parameters used: f = 2402 MHz; σ = 1.76 mho/m; ε_r = 39.3; ρ = 1000 kg/m^3 ; Liquid level: 151mm
Phantom section: Right Section ; DUT test position : Cheek ; Modulation type: GFSK
Antenna type : Chip Antenna ; Air temp. : 22.3 degrees ; Liquid temp. : 21.2 degrees

DASY4 Configuration:
- Probe: ET3DV6 - SN1790; ConvF(4.74, 4.74, 4.74) ; Calibrated: 2004/12/20
- Sensor-Surface: 4mm (Mechanical Surface Detection)
- Electronics: DAE3 Sn579; Calibrated: 2005/3/23
- Phantom: SAM 12; Type: SAM V4.0; Serial: TP 1202
- Measurement SW: DASY4, V4.5 Build 19; Postprocessing SW: SEMCAD, V1.8 Build 146

Touch position - Mid Channel 6/Area Scan (8x13x1): Measurement grid: dx=15mm, dy=15mm
Maximum value of SAR (measured) = 0.477 mW/g

Touch position - Mid Channel 6/Zoom Scan (7x7x7) (7x7x7)/Cube 0: Measurement grid: dx=5mm, dy=5mm, dz=5mm
Reference Value = 14.1 V/m
Peak SAR (extrapolated) = 0.905 W/kg
SAR(1 g) = 0.438 mW/g; SAR(10 g) = 0.230 mW/g

Touch position - Low Channel 0/Area Scan (8x7x1): Measurement grid: dx=15mm, dy=15mm
Maximum value of SAR (measured) = 0.01 mW/g

Touch position - Low Channel 0/Zoom Scan (7x7x7) (7x7x7)/Cube 0: Measurement grid: dx=5mm, dy=5mm, dz=5mm
Reference Value = 0.774 V/m
Peak SAR (extrapolated) = 0.018W/kg
SAR(1 g) = 0.000907 mW/g; SAR(10 g) = 8.95e-005 mW/g

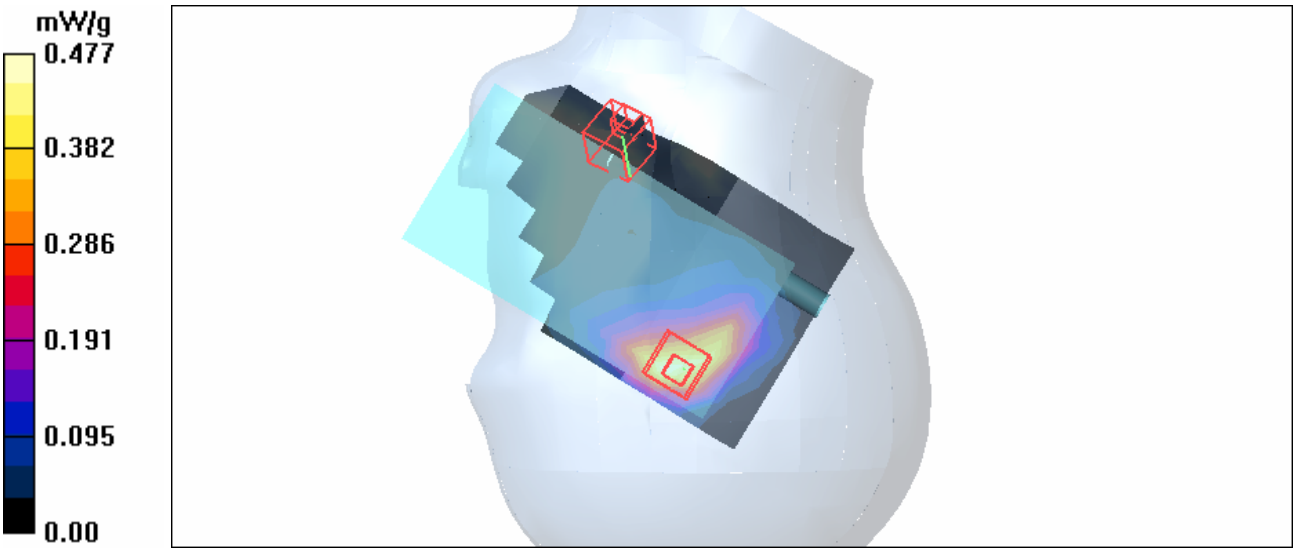
mW/g
0.477
0.382
0.286
0.191
0.095
0.00

Date/Time: 2005/10/19 14:56:22

Test Laboratory: Advance Data Technology

Co-located-Body Worn-11b Ch6+BT Ch78-Mode 17

DUT: EDA-Enterprise Digital Assistant ; Type: MC7070 ; Test Frequency: 2437 MHzFrequency: 2480 MHz

Communication System: 802.11bCommunication System: Bluetooth ; Frequency: 2437 MHzFrequency: 2480 MHz ; Duty Cycle: 1:1
Medium: MSL2450 Medium parameters used: f = 2437 MHz; σ = 1.97 mho/m; ε_r = 50.9; ρ = 1000 kg/m^3
Medium parameters used: f = 2480 MHz; σ = 2.03 mho/m; ε_r = 50.8; ρ = 1000 kg/m^3 ; Liquid Level : 150mm
Phantom section: Flat Section ; DUT test position : Body ; Modulation Type: GFSK
Separation Distance : 0 mm (The front side of the EUT to the Phantom)
Antenna Type : Chip Antenna ; Air Temp. : 22.4 degrees ; Liquid Temp. : 21.3 degrees

DASY4 Configuration:
- Probe: ET3DV6 - SN1790 ; ConvF(4.35, 4.35, 4.35) ; Calibrated: 2004/12/20
- Sensor-Surface: 4mm (Mechanical Surface Detection)
- Electronics: DAE3 Sn579 ; Calibrated: 2005/3/23
- Phantom: SAM 12 ; Type: SAM V4.0; Serial: TP 1202
- Measurement SW: DASY4, V4.5 Build 19 ; Postprocessing SW: SEMCAD, V1.8 Build 146

Mid Channel 6/Area Scan (9x13x1): Measurement grid: dx=15mm, dy=15mm
Maximum value of SAR (measured) = 0.089 mW/g

Mid Channel 6/Zoom Scan (7x7x7) (7x7x7)/Cube 0: Measurement grid: dx=5mm, dy=5mm, dz=5mm
Reference Value = 2.58 V/m
Peak SAR (extrapolated) = 0.217 W/kg
SAR(1 g) = 0.128 mW/g; SAR(10 g) = 0.060 mW/g
Maximum value of SAR (measured) = 0.150 mW/g

High Channel 78/Area Scan (9x7x1): Measurement grid: dx=15mm, dy=15mm
Maximum value of SAR (measured) = 0.00 mW/g

High Channel 78/Zoom Scan (7x7x7) (7x7x7)/Cube 0: Measurement grid: dx=5mm, dy=5mm, dz=5mm
Reference Value = 0.563 V/m
Peak SAR (extrapolated) = 0.01 W/kg
SAR(1 g) = 0.000179 mW/g; SAR(10 g) = 3.94e-005 mW/g
Maximum value of SAR (measured) = 0.01 mW/g

High Channel 78/Zoom Scan (7x7x7) (7x7x7)/Cube 1: Measurement grid: dx=5mm, dy=5mm, dz=5mm
Reference Value = 0.563 V/m
Peak SAR (extrapolated) = 0.025 W/kg

SAR(1 g) = 0.000234 mW/g; SAR(10 g) = 0.0001 mW/g
Maximum value of SAR (measured) = 0.010 mW/g

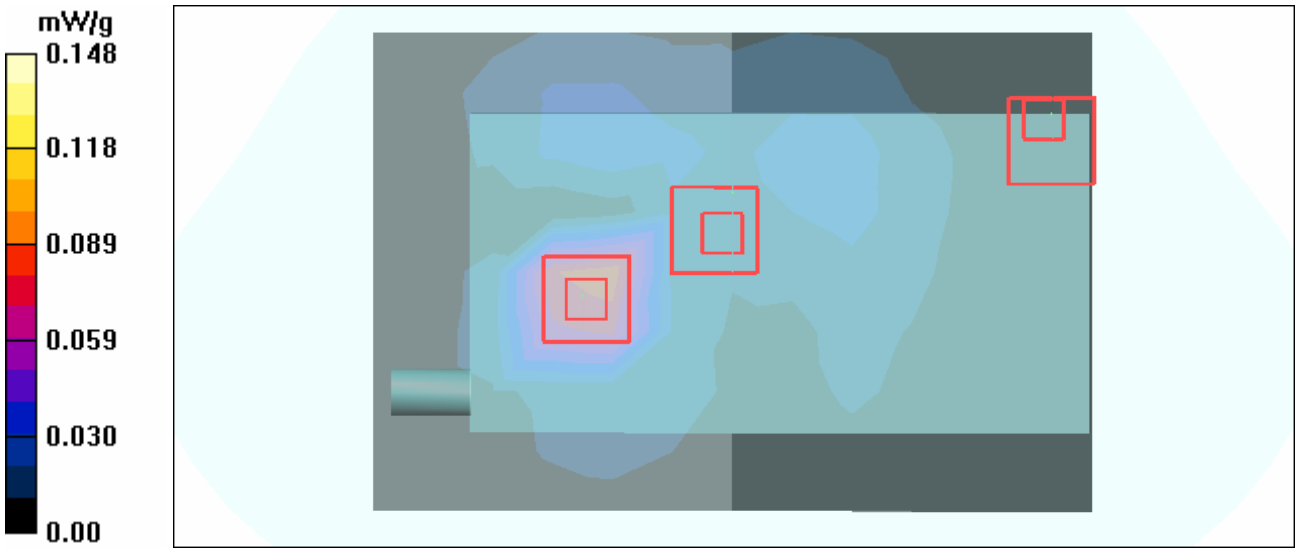

Date/Time: 2005/10/17 10:42:25

Test Laboratory: Advance Data Technology

System Validation Check-HSL 2450MHz

DUT: Dipole 2450 MHz ; Type: D2450V2 ; Serial: 737 ; Test Frequency: 2450 MHz

Communication System: CW ; Frequency: 2450 MHz; Duty Cycle: 1:1; Modulation type: CW
Medium: HSL2450;Medium parameters used: f = 2450 MHz; σ = 1.8 mho/m; ε_r = 38.3; ρ = 1000 kg/m^3 ;
Liquid level : 155 mm
Phantom section: Flat Section ; Separation distance : 10 mm (The feet point of the dipole to the Phantom)Air temp. : 22.6 degrees ; Liquid temp. : 21.7 degrees

DASY4 Configuration:
- Probe: ET3DV6 - SN1790 ; ConvF(4.74, 4.74, 4.74) ; Calibrated: 2004/12/20
- Sensor-Surface: 4mm (Mechanical Surface Detection)
- Electronics: DAE3 Sn579; Calibrated: 2005/3/23
- Phantom: SAM 12; Type: SAM V4.0; Serial: TP 1202
- Measurement SW: DASY4, V4.5 Build 19; Postprocessing SW: SEMCAD, V1.8 Build 146

d=10mm, Pin=250mW/Area Scan (5x7x1): Measurement grid: dx=15mm, dy=15mm
Maximum value of SAR (measured) = 14.2 mW/g

d=10mm, Pin=250mW/Zoom Scan (7x7x7)/Cube 0: Measurement grid: dx=5mm, dy=5mm, dz=5mm
Reference Value = 92.2 V/m; Power Drift = -0.023 dB
Peak SAR (extrapolated) = 26.1 W/kg
SAR(1 g) = 12.8 mW/g; SAR(10 g) = 5.93 mW/g
Maximum value of SAR (measured) = 14.0 mW/g

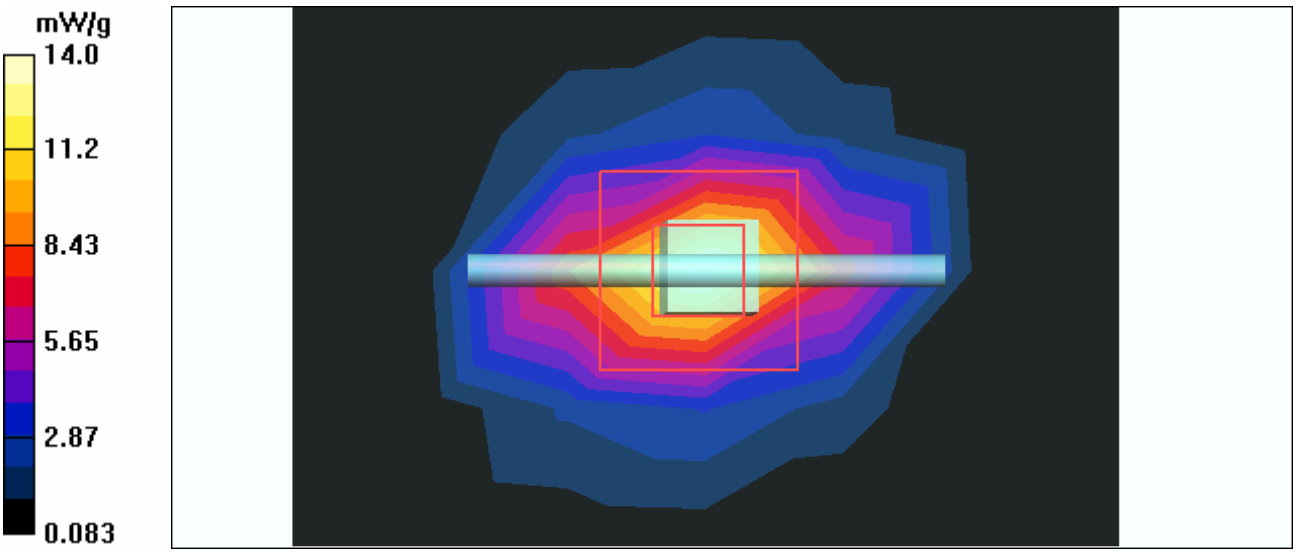

Date/Time: 2005/10/18 09:55:12

Test Laboratory: Advance Data Technology

System Validation Check-HSL 2450MHz

DUT: Dipole 2450 MHz ; Type: D2450V2 ; Serial: 737 ; Test Frequency: 2450 MHz

Communication System: CW ; Frequency: 2450 MHz; Duty Cycle: 1:1; Modulation type: CW
Medium: HSL2450;Medium parameters used: f = 2450 MHz; σ = 1.78 mho/m; ε_r = 39.4; ρ = 1000 kg/m^3 ;
Liquid level : 151 mm
Phantom section: Flat Section ; Separation distance : 10 mm (The feet point of the dipole to the Phantom)Air temp. : 22.3 degrees ; Liquid temp. : 21.2 degrees

DASY4 Configuration:
- Probe: ET3DV6 - SN1790 ; ConvF(4.74, 4.74, 4.74) ; Calibrated: 2004/12/20
- Sensor-Surface: 4mm (Mechanical Surface Detection)
- Electronics: DAE3 Sn579; Calibrated: 2005/3/23
- Phantom: SAM 12; Type: SAM V4.0; Serial: TP 1202
- Measurement SW: DASY4, V4.5 Build 19; Postprocessing SW: SEMCAD, V1.8 Build 146

d=10mm, Pin=250mW/Area Scan (5x7x1): Measurement grid: dx=15mm, dy=15mm
Maximum value of SAR (measured) = 14.1 mW/g

d=10mm, Pin=250mW/Zoom Scan (7x7x7)/Cube 0: Measurement grid: dx=5mm, dy=5mm, dz=5mm
Reference Value = 91.8 V/m; Power Drift = -0.089 dB
Peak SAR (extrapolated) = 26.2 W/kg
SAR(1 g) = 12.7 mW/g; SAR(10 g) = 5.88 mW/g
Maximum value of SAR (measured) = 13.8 mW/g

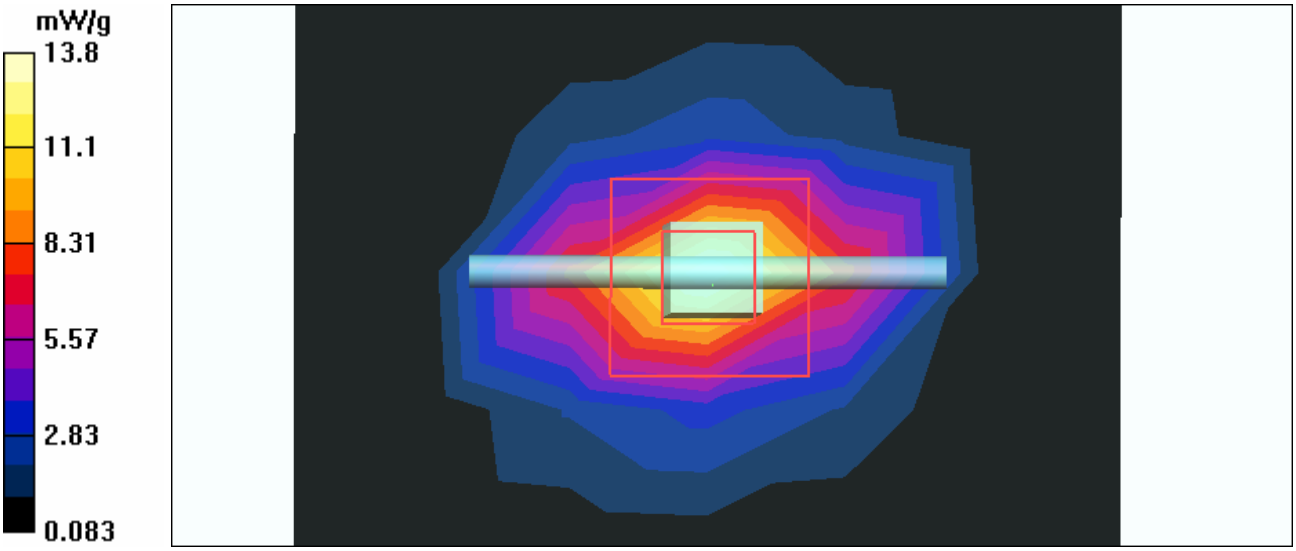

Date/Time: 2005/10/19 10:26:14

Test Laboratory: Advance Data Technology

System Validation Check-MSL 2450MHz

DUT: Dipole 2450 MHz ; Type: D2450V2 ; Serial: 737 ; Test Frequency: 2450 MHz

Communication System: CW ; Frequency: 2450 MHz; Duty Cycle: 1:1; Modulation type: CW
Medium: MSL2450;Medium parameters used: f = 2450 MHz; σ = 1.99 mho/m; ε_r = 50.9; ρ = 1000 kg/m^3 ; Liquid level : 150 mm
Phantom section: Flat Section ; Separation distance : 10 mm (The feetpoint of the dipole to the Phantom)Air temp. : 22.4 degrees ; Liquid temp. : 21.3 degrees

DASY4 Configuration:
- Probe: ET3DV6 - SN1790 ; ConvF(4.35, 4.35, 4.35) ; Calibrated: 2004/12/20
- Sensor-Surface: 4mm (Mechanical Surface Detection)
- Electronics: DAE3 Sn579; Calibrated: 2005/3/23
- Phantom: SAM 12; Type: SAM V4.0; Serial: TP 1202
- Measurement SW: DASY4, V4.5 Build 19; Postprocessing SW: SEMCAD, V1.8 Build 146

d=10mm, Pin=250mW/Area Scan (5x7x1): Measurement grid: dx=15mm, dy=15mm
Maximum value of SAR (measured) = 14.2 mW/g
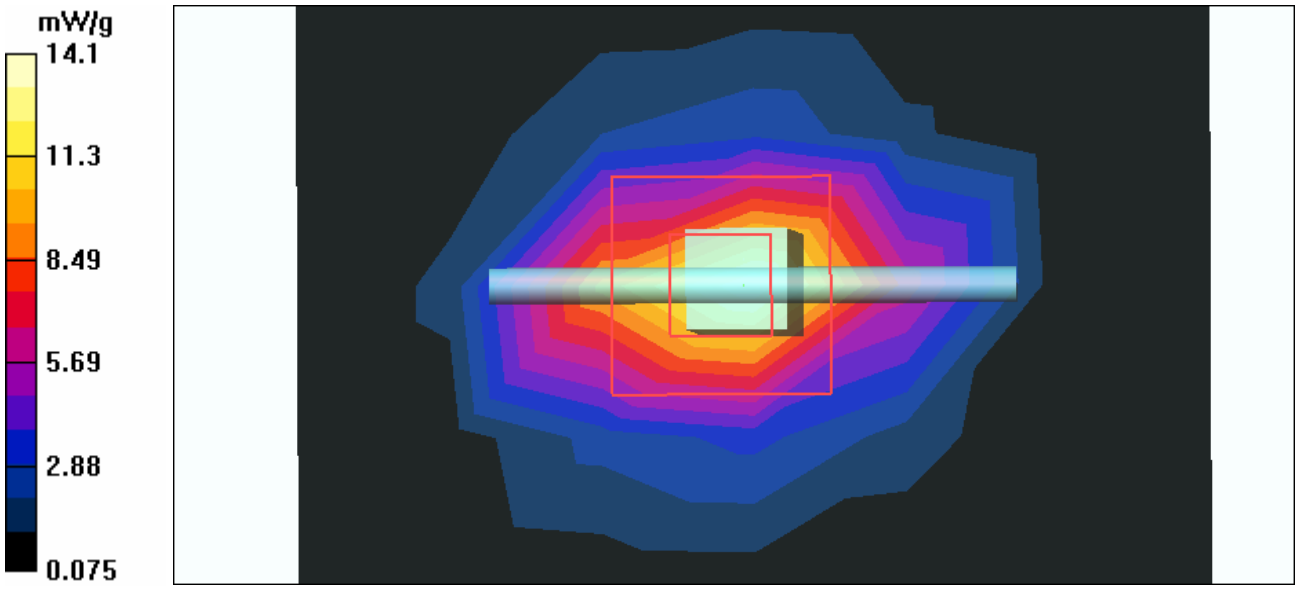
d=10mm, Pin=250mW/Zoom Scan (7x7x7)/Cube 0: Measurement grid: dx=5mm, dy=5mm, dz=5mm
Reference Value = 89.7 V/m; Power Drift = -0.101 dB
Peak SAR (extrapolated) = 27.5 W/kg
SAR(1 g) = 12.6 mW/g; SAR(10 g) = 5.83 mW/g
Maximum value of SAR (measured) = 14.1 mW/g