Date/Time: 07/29/03 11:46:12

Test Laboratory: Compliance Certification Services
File Name: Conf 1.da4

DUT: H9PPDT8138; Type: PDT8138; Serial: N/A
Program: EUT Set up Configuration 1
Ambient Temperature: 24.5 deg C; Liquid Temperature: 23.0 deg C

Communication System: PCS CDMA; Frequency: 1851.25 MHz;Duty Cycle: 1:1
Medium: Muscle 1900 MHz (σ = 1.5031 mho/m, ε_r = 52.317, ρ = 1000 kg/m^3)
Phantom section: Flat Section

DASY4 Configuration:
- Probe: ET3DV6 - SN1577; ConvF(5, 5, 5); Calibrated: 2/7/2003
- Sensor-Surface: 4mm (Mechanical Surface Detection)
- Electronics: DAE3 Sn427; Calibrated: 2/4/2003
- Phantom: SAM 2; Type: SAM 2; Serial: 1050
- Measurement SW: DASY4, V4.1 Build 47; Postprocessing SW: SEMCAD, V1.6 Build 115

Low/Area Scan (9x17x1): Measurement grid: dx=15mm, dy=15mm
Low/Zoom Scan (5x5x7)/*Cube 0*: Measurement grid: dx=7.5mm, dy=7.5mm, dz=5mm
Peak SAR (extrapolated) = 0.0119 W/kg
SAR(1 g) = 0.0081 mW/g; SAR(10 g) = 0.00613 mW/g
Reference Value = 1.61 V/m
Power Drift = -0.18 dB
Maximum value of SAR = 0.00862 mW/g
Low/Zoom Scan (5x5x7)/*Cube 1*: Measurement grid: dx=7.5mm, dy=7.5mm, dz=5mm
Peak SAR (extrapolated) = 0.00995 W/kg
SAR(1 g) = 0.00464 mW/g; SAR(10 g) = 0.00404 mW/g
Reference Value = 1.61 V/m
Power Drift = -0.18 dB
Maximum value of SAR = 0.00604 mW/g

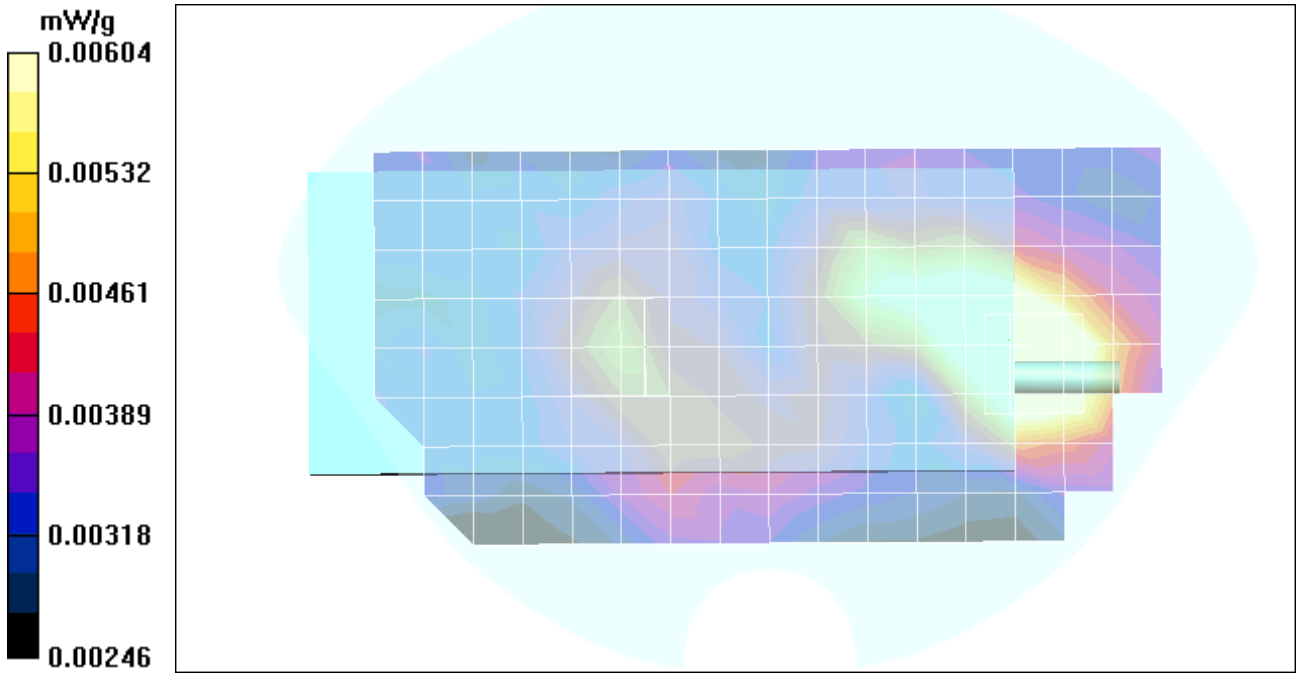

Date/Time: 07/29/03 11:46:12

Test Laboratory: Compliance Certification Services
File Name: Conf 1.da4

DUT: H9PPDT8138; Type: PDT8138; Serial: N/A
Program: EUT Set up Configuration 1

Communication System: PCS CDMA; Frequency: 1851.25 MHz;Duty Cycle: 1:1
Medium: Muscle 1900 MHz (σ = 1.5031 mho/m, ε_r = 52.317, ρ = 1000 kg/m^3)
Phantom section: Flat Section

DASY4 Configuration:

- Probe: ET3DV6 - SN1577; ConvF(5, 5, 5); Calibrated: 2/7/2003
- Sensor-Surface: 0mm (Fix Surface)
- Electronics: DAE3 Sn427; Calibrated: 2/4/2003
- Phantom: SAM 2; Type: SAM 2; Serial: 1050
- Measurement SW: DASY4, V4.1 Build 47; Postprocessing SW: SEMCAD, V1.6 Build 115

Low/Z Scan (1x1x25): Measurement grid: dx=20mm, dy=20mm, dz=5mm
Reference Value = 1.61 V/m
Power Drift = -0.14 dB
Maximum value of SAR = 0.00797 mW/g

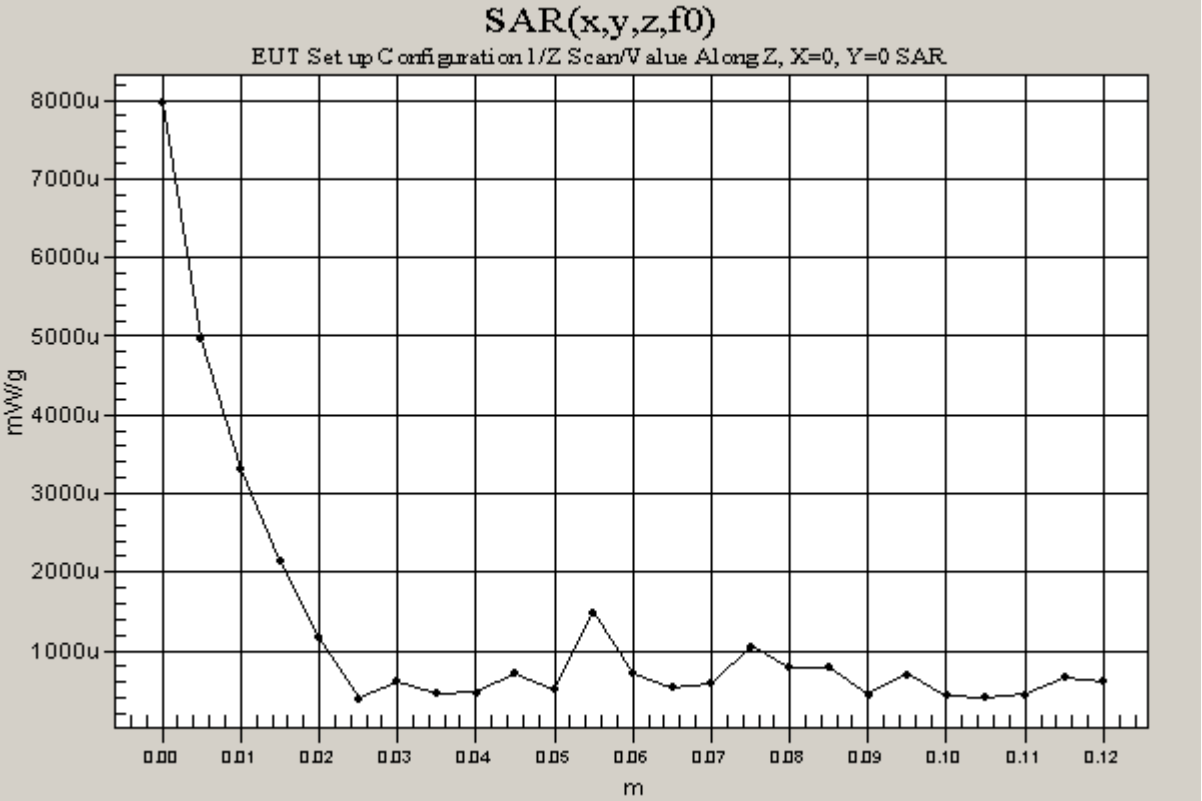

Date/Time: 07/29/03 12:31:16

Test Laboratory: Compliance Certification Services
File Name: Conf 1.da4

DUT: H9PPDT8138; Type: PDT8138; Serial: N/A
Program: EUT Set up Configuration 1
Ambient Temperature: 24.5 deg C; Liquid Temperature: 23.0 deg C

Communication System: PCS CDMA; Frequency: 1880 MHz;Duty Cycle: 1:1
Medium: Muscle 1900 MHz (σ = 1.5031 mho/m, ε_r = 52.317, ρ = 1000 kg/m^3)
Phantom section: Flat Section

DASY4 Configuration:
- Probe: ET3DV6 - SN1577; ConvF(5, 5, 5); Calibrated: 2/7/2003
- Sensor-Surface: 4mm (Mechanical Surface Detection)
- Electronics: DAE3 Sn427; Calibrated: 2/4/2003
- Phantom: SAM 2; Type: SAM 2; Serial: 1050
- Measurement SW: DASY4, V4.1 Build 47; Postprocessing SW: SEMCAD, V1.6 Build 115

Middle/Area Scan (9x17x1): Measurement grid: dx=15mm, dy=15mm
Middle/Zoom Scan (5x5x7)/*Cube 0*: Measurement grid: dx=7.5mm, dy=7.5mm, dz=5mm
Peak SAR (extrapolated) = 0.00877 W/kg
SAR(1 g) = 0.00686 mW/g; SAR(10 g) = 0.00569 mW/g
Reference Value = 1.59 V/m
Power Drift = -0.15 dB
Maximum value of SAR = 0.00719 mW/g
Middle/Zoom Scan (5x5x7)/*Cube 1*: Measurement grid: dx=7.5mm, dy=7.5mm, dz=5mm
Peak SAR (extrapolated) = 0.00983 W/kg
SAR(1 g) = 0.00595 mW/g; SAR(10 g) = 0.00496 mW/g
Reference Value = 1.59 V/m
Power Drift = -0.15 dB
Maximum value of SAR = 0.00989 mW/g

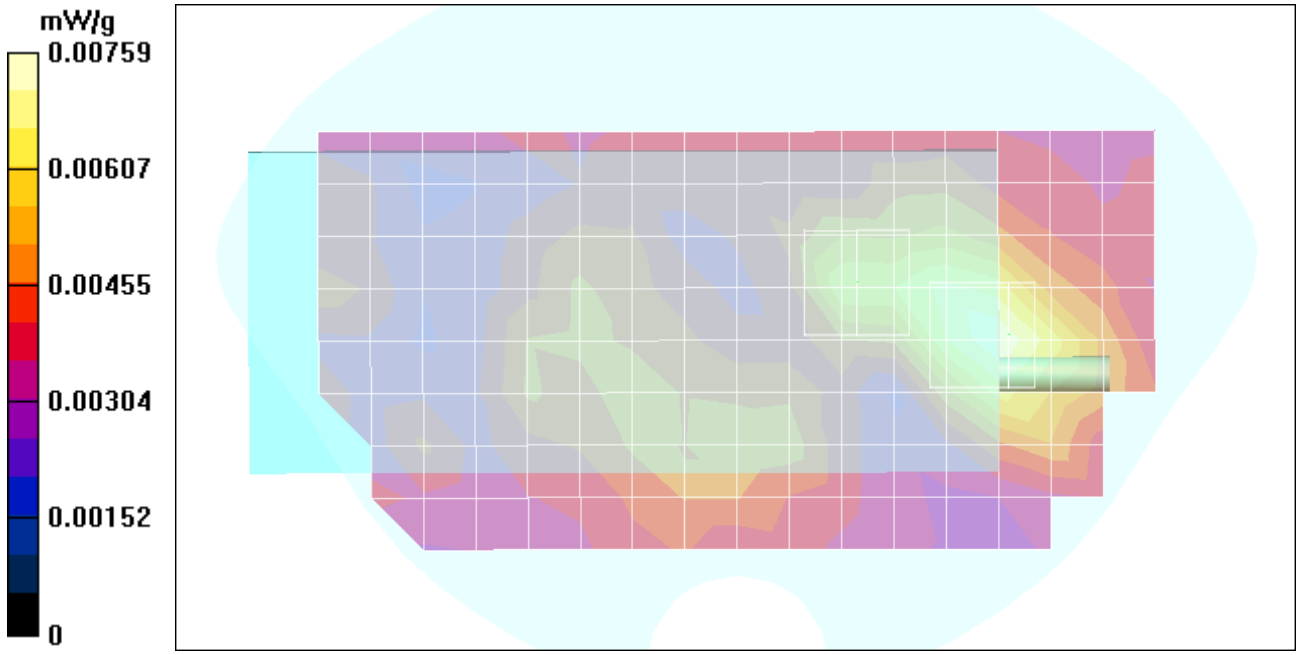

Date/Time: 07/29/03 13:28:18

Test Laboratory: Compliance Certification Services
File Name: Conf 1.da4

DUT: H9PPDT8138; Type: PDT8138; Serial: N/A
Program: EUT Set up Configuration 1
Ambient Temperature: 24.5 deg C; Liquid Temperature: 23.0 deg C

Communication System: PCS CDMA; Frequency: 1908.25 MHz;Duty Cycle: 1:1
Medium: Muscle 1900 MHz (σ = 1.5031 mho/m, ε_r = 52.317, ρ = 1000 kg/m^3)
Phantom section: Flat Section

DASY4 Configuration:
- Probe: ET3DV6 - SN1577; ConvF(5, 5, 5); Calibrated: 2/7/2003
- Sensor-Surface: 4mm (Mechanical Surface Detection)
- Electronics: DAE3 Sn427; Calibrated: 2/4/2003
- Phantom: SAM 2; Type: SAM 2; Serial: 1050
- Measurement SW: DASY4, V4.1 Build 47; Postprocessing SW: SEMCAD, V1.6 Build 115

High/Area Scan (9x17x1): Measurement grid: dx=15mm, dy=15mm
High/Zoom Scan (5x5x7)/Cube 0: Measurement grid: dx=7.5mm, dy=7.5mm, dz=5mm
Peak SAR (extrapolated) = 0.00573 W/kg
SAR(1 g) = 0.00454 mW/g; SAR(10 g) = 0.00393 mW/g
Reference Value = 1.49 V/m
Power Drift = 0.17 dB
Maximum value of SAR = 0.00569 mW/g
High/Zoom Scan (5x5x7)/Cube 1: Measurement grid: dx=7.5mm, dy=7.5mm, dz=5mm
Peak SAR (extrapolated) = 0.00443 W/kg
SAR(1 g) = 0.00413 mW/g; SAR(10 g) = 0.00379 mW/g
Reference Value = 1.49 V/m
Power Drift = 0.17 dB
Maximum value of SAR = 0.00441 mW/g

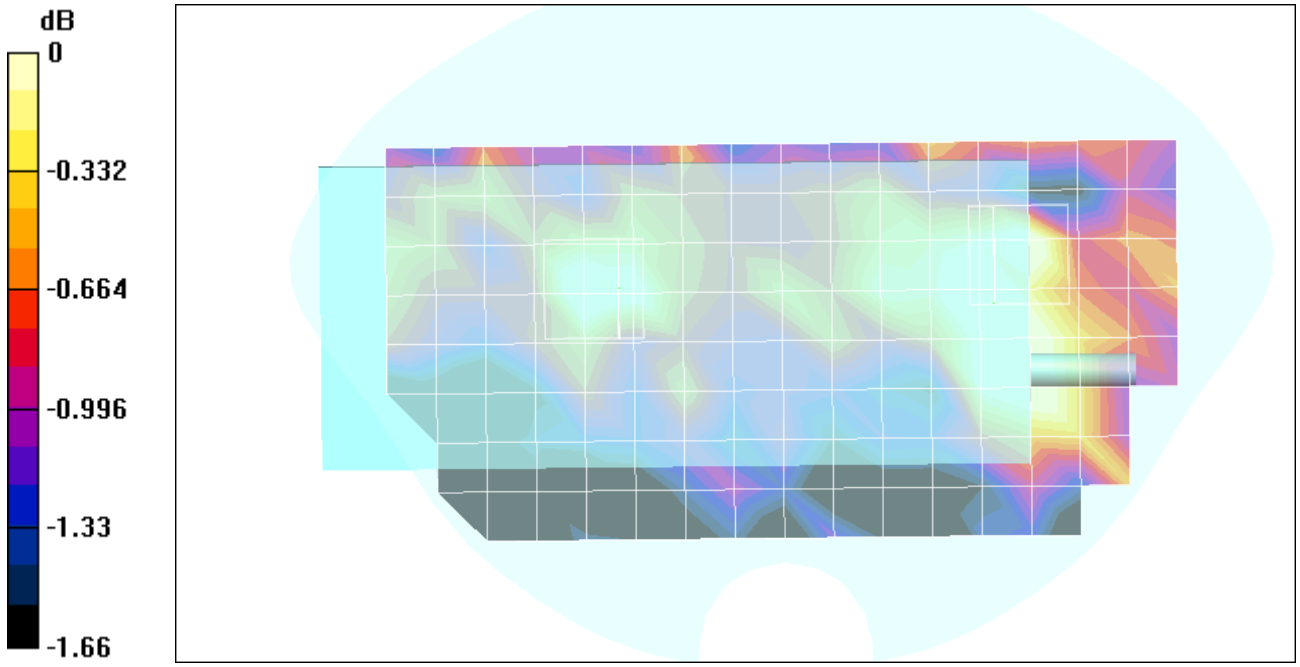

0 dB = 0.00441mW/g

Date/Time: 07/29/03 14:01:48

Test Laboratory: Compliance Certification Services
File Name: Conf 2.da4

DUT: H9PPDT8138; Type: PDT8138; Serial: N/A
Program: EUT Set up Configuration 2
Ambient Temperature: 24.5 deg C; Liquid Temperature: 23.0 deg C

Communication System: PCS CDMA; Frequency: 1851.25 MHz;Duty Cycle: 1:1
Medium: Muscle 1900 MHz (σ = 1.5031 mho/m, ε_r = 52.317, ρ = 1000 kg/m^3)
Phantom section: Flat Section

DASY4 Configuration:

- Probe: ET3DV6 - SN1577; ConvF(5, 5, 5); Calibrated: 2/7/2003
- Sensor-Surface: 4mm (Mechanical Surface Detection)
- Electronics: DAE3 Sn427; Calibrated: 2/4/2003
- Phantom: SAM 2; Type: SAM 2; Serial: 1050
- Measurement SW: DASY4, V4.1 Build 47; Postprocessing SW: SEMCAD, V1.6 Build 115

Low/Area Scan (9x17x1): Measurement grid: dx=15mm, dy=15mm
Reference Value = 1.92 V/m
Power Drift = -0.19 dB
Maximum value of SAR = 0.02 mW/g

Low/Zoom Scan (5x5x7)/Cube 0: Measurement grid: dx=7.5mm, dy=7.5mm, dz=5mm
Peak SAR (extrapolated) = 0.0214 W/kg
SAR(1 g) = 0.0158 mW/g; SAR(10 g) = 0.0109 mW/g
Reference Value = 1.92 V/m
Power Drift = -0.19 dB
Maximum value of SAR = 0.0172 mW/g



Date/Time: 07/29/03 14:01:48

Test Laboratory: Compliance Certification Services
File Name: Conf 2.da4

DUT: H9PPDT8138; Type: PDT8138; Serial: N/A
Program: EUT Set up Configuration 2

Communication System: PCS CDMA; Frequency: 1851.25 MHz;Duty Cycle: 1:1
Medium: Muscle 1900 MHz (σ = 1.5031 mho/m, ε_r = 52.317, ρ = 1000 kg/m^3)
Phantom section: Flat Section

DASY4 Configuration:

- Probe: ET3DV6 - SN1577; ConvF(5, 5, 5); Calibrated: 2/7/2003
- Sensor-Surface: 0mm (Fix Surface)
- Electronics: DAE3 Sn427; Calibrated: 2/4/2003
- Phantom: SAM 2; Type: SAM 2; Serial: 1050
- Measurement SW: DASY4, V4.1 Build 47; Postprocessing SW: SEMCAD, V1.6 Build 115

Low/Z Scan (1x1x25): Measurement grid: dx=20mm, dy=20mm, dz=5mm
Reference Value = 1.92 V/m
Power Drift = -0.17 dB
Maximum value of SAR = 0.0152 mW/g

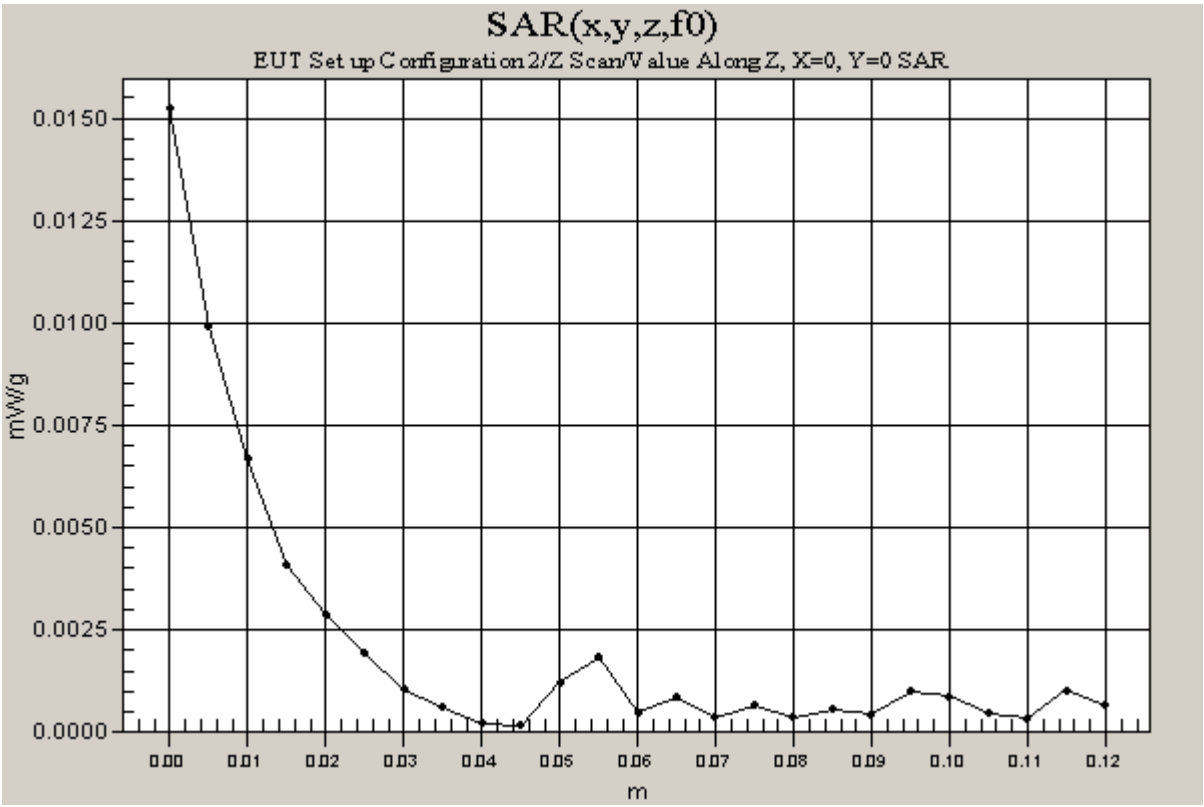

Date/Time: 07/29/03 14:42:06

Test Laboratory: Compliance Certification Services
File Name: Conf 2.da4

DUT: H9PPDT8138; Type: PDT8138; Serial: N/A
Program: EUT Set up Configuration 2
Ambient Temperature: 24.5 deg C; Liquid Temperature: 23.0 deg C

Communication System: PCS CDMA; Frequency: 1880 MHz;Duty Cycle: 1:1
Medium: Muscle 1900 MHz (σ = 1.5031 mho/m, ε_r = 52.317, ρ = 1000 kg/m^3)
Phantom section: Flat Section

DASY4 Configuration:

- Probe: ET3DV6 - SN1577; ConvF(5, 5, 5); Calibrated: 2/7/2003
- Sensor-Surface: 4mm (Mechanical Surface Detection)
- Electronics: DAE3 Sn427; Calibrated: 2/4/2003
- Phantom: SAM 2; Type: SAM 2; Serial: 1050
- Measurement SW: DASY4, V4.1 Build 47; Postprocessing SW: SEMCAD, V1.6 Build 115

Middle/Area Scan (9x17x1): Measurement grid: dx=15mm, dy=15mm
Middle/Zoom Scan (5x5x7)/*Cube 0*: Measurement grid: dx=7.5mm, dy=7.5mm, dz=5mm
Peak SAR (extrapolated) = 0.0186 W/kg
SAR(1 g) = 0.0141 mW/g; SAR(10 g) = 0.00999 mW/g
Reference Value = 1.75 V/m
Power Drift = -0.17 dB
Maximum value of SAR = 0.0151 mW/g

Middle/Zoom Scan (5x5x7)/*Cube 1*: Measurement grid: dx=7.5mm, dy=7.5mm, dz=5mm
Peak SAR (extrapolated) = 0.0121 W/kg
SAR(1 g) = 0.00911 mW/g; SAR(10 g) = 0.00732 mW/g
Reference Value = 1.75 V/m
Power Drift = -0.17 dB
Maximum value of SAR = 0.00951 mW/g

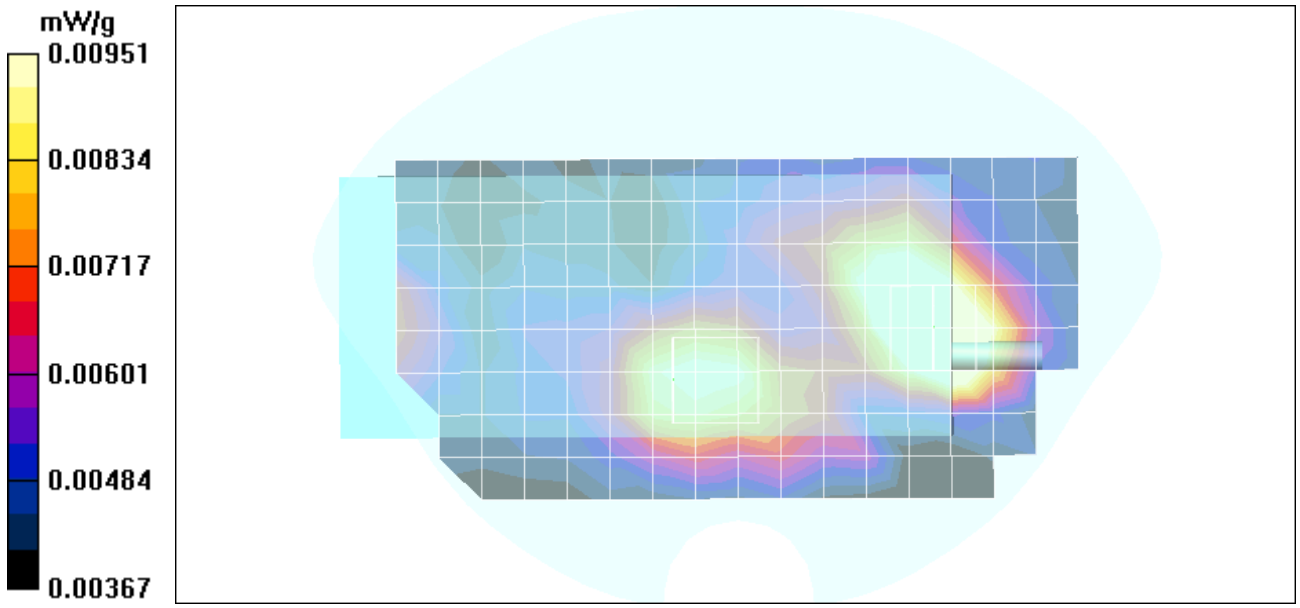

Date/Time: 07/29/03 15:30:52

Test Laboratory: Compliance Certification Services
File Name: Conf 2.da4

DUT: H9PPDT8138; Type: PDT8138; Serial: N/A
Program: EUT Set up Configuration 2
Ambient Temperature: 24.5 deg C; Liquid Temperature: 23.0 deg C

Communication System: PCS CDMA; Frequency: 1908.25 MHz;Duty Cycle: 1:1
Medium: Muscle 1900 MHz (σ = 1.5031 mho/m, ε_r = 52.317, ρ = 1000 kg/m^3)
Phantom section: Flat Section

DASY4 Configuration:

- Probe: ET3DV6 - SN1577; ConvF(5, 5, 5); Calibrated: 2/7/2003
- Sensor-Surface: 4mm (Mechanical Surface Detection)
- Electronics: DAE3 Sn427; Calibrated: 2/4/2003
- Phantom: SAM 2; Type: SAM 2; Serial: 1050
- Measurement SW: DASY4, V4.1 Build 47; Postprocessing SW: SEMCAD, V1.6 Build 115

High/Area Scan (9x17x1): Measurement grid: dx=15mm, dy=15mm
High/Zoom Scan (5x5x7)/*Cube 0*: Measurement grid: dx=7.5mm, dy=7.5mm, dz=5mm
Peak SAR (extrapolated) = 0.00868 W/kg
SAR(1 g) = 0.00669 mW/g; SAR(10 g) = 0.00537 mW/g
Reference Value = 1.86 V/m
Power Drift = -0.13 dB
Maximum value of SAR = 0.007 mW/g
High/Zoom Scan (5x5x7)/*Cube 1*: Measurement grid: dx=7.5mm, dy=7.5mm, dz=5mm
Peak SAR (extrapolated) = 0.00601 W/kg
SAR(1 g) = 0.00548 mW/g; SAR(10 g) = 0.0048 mW/g
Reference Value = 1.86 V/m
Power Drift = -0.13 dB
Maximum value of SAR = 0.00589 mW/g

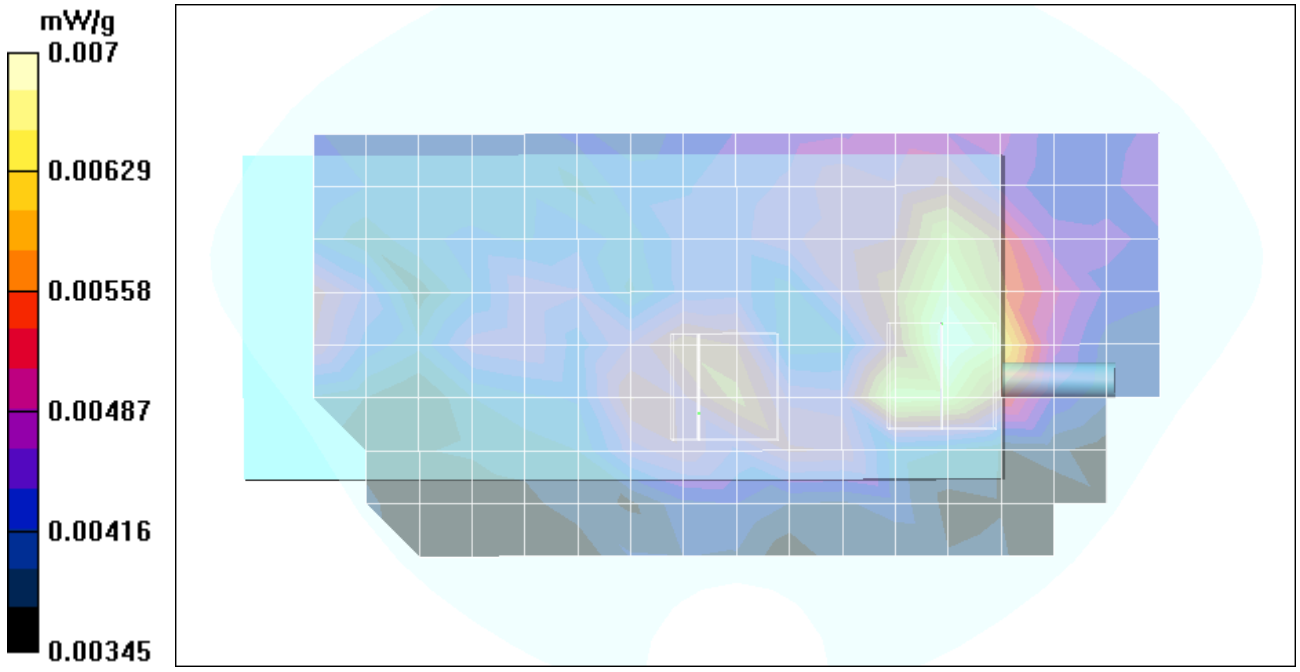

Date/Time: 07/29/03 16:13:02

Test Laboratory: Compliance Certification Services
File Name: Conf 3.da4

DUT: H9PPDT8138; Type: PDT8138; Serial: N/A
Program: EUT Set up Configuration 3
Ambient Temperature: 24.5 deg C; Liquid Temperature: 23.0 deg C

Communication System: PCS CDMA; Frequency: 1851.25 MHz;Duty Cycle: 1:1
Medium: Muscle 1900 MHz (σ = 1.5031 mho/m, ε_r = 52.317, ρ = 1000 kg/m^3)
Phantom section: Flat Section

DASY4 Configuration:

- Probe: ET3DV6 - SN1577; ConvF(5, 5, 5); Calibrated: 2/7/2003
- Sensor-Surface: 4mm (Mechanical Surface Detection)
- Electronics: DAE3 Sn427; Calibrated: 2/4/2003
- Phantom: SAM 2; Type: SAM 2; Serial: 1050
- Measurement SW: DASY4, V4.1 Build 47; Postprocessing SW: SEMCAD, V1.6 Build 115

Low/Area Scan (9x17x1): Measurement grid: dx=15mm, dy=15mm
Low/Zoom Scan (5x5x7)/*Cube 0*: Measurement grid: dx=7.5mm, dy=7.5mm, dz=5mm
Peak SAR (extrapolated) = 0.0277 W/kg
SAR(1 g) = 0.0176 mW/g; SAR(10 g) = 0.0112 mW/g
Reference Value = 2.84 V/m
Power Drift = -0.12 dB
Maximum value of SAR = 0.019 mW/g
Low/Zoom Scan (5x5x7)/*Cube 1*: Measurement grid: dx=7.5mm, dy=7.5mm, dz=5mm
Peak SAR (extrapolated) = 0.0271 W/kg
SAR(1 g) = 0.0174 mW/g; SAR(10 g) = 0.0115 mW/g
Reference Value = 2.84 V/m
Power Drift = -0.12 dB
Maximum value of SAR = 0.0183 mW/g

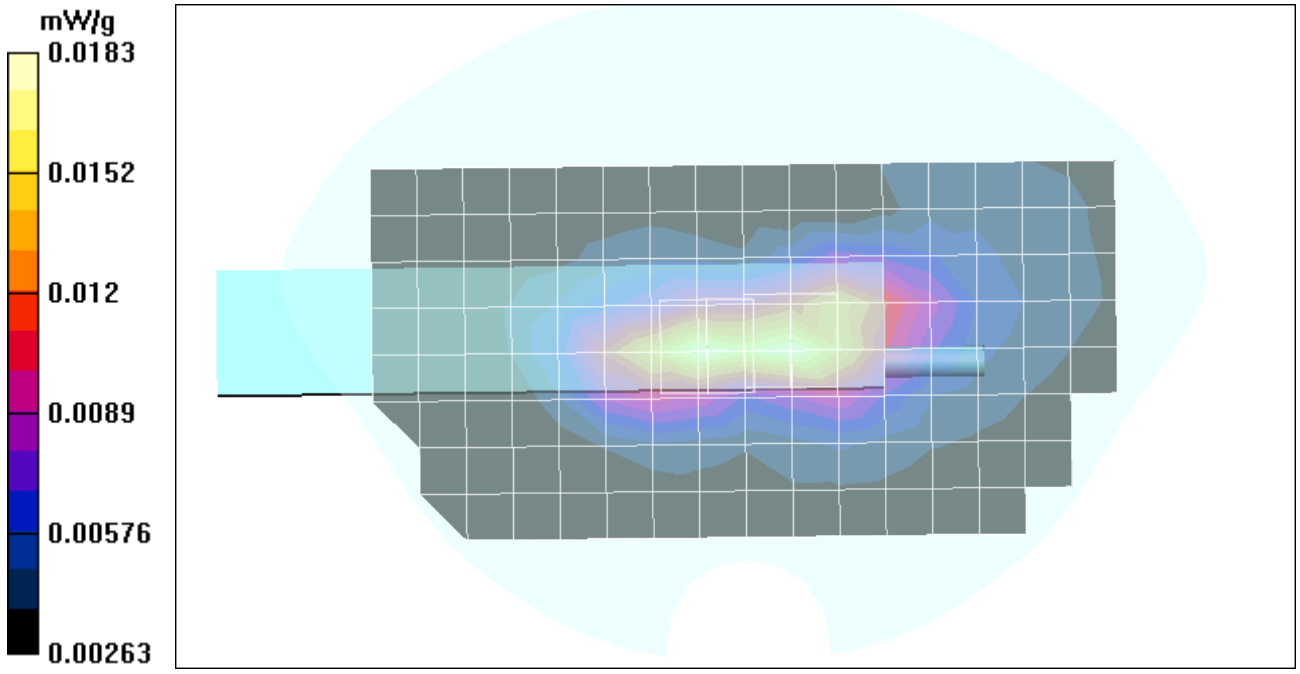

Date/Time: 07/29/03 16:13:02

Test Laboratory: Compliance Certification Services
File Name: Conf 3.da4

DUT: H9PPDT8138; Type: PDT8138; Serial: N/A
Program: EUT Set up Configuration 3

Communication System: PCS CDMA; Frequency: 1851.25 MHz;Duty Cycle: 1:1
Medium: Muscle 1900 MHz (σ = 1.5031 mho/m, ε_r = 52.317, ρ = 1000 kg/m^3)
Phantom section: Flat Section

DASY4 Configuration:

- Probe: ET3DV6 - SN1577; ConvF(5, 5, 5); Calibrated: 2/7/2003
- Sensor-Surface: 0mm (Fix Surface)
- Electronics: DAE3 Sn427; Calibrated: 2/4/2003
- Phantom: SAM 2; Type: SAM 2; Serial: 1050
- Measurement SW: DASY4, V4.1 Build 47; Postprocessing SW: SEMCAD, V1.6 Build 115

Low/Z Scan (1x1x25): Measurement grid: dx=20mm, dy=20mm, dz=5mm
Reference Value = 2.84 V/m
Power Drift = -0.14 dB
Maximum value of SAR = 0.0165 mW/g

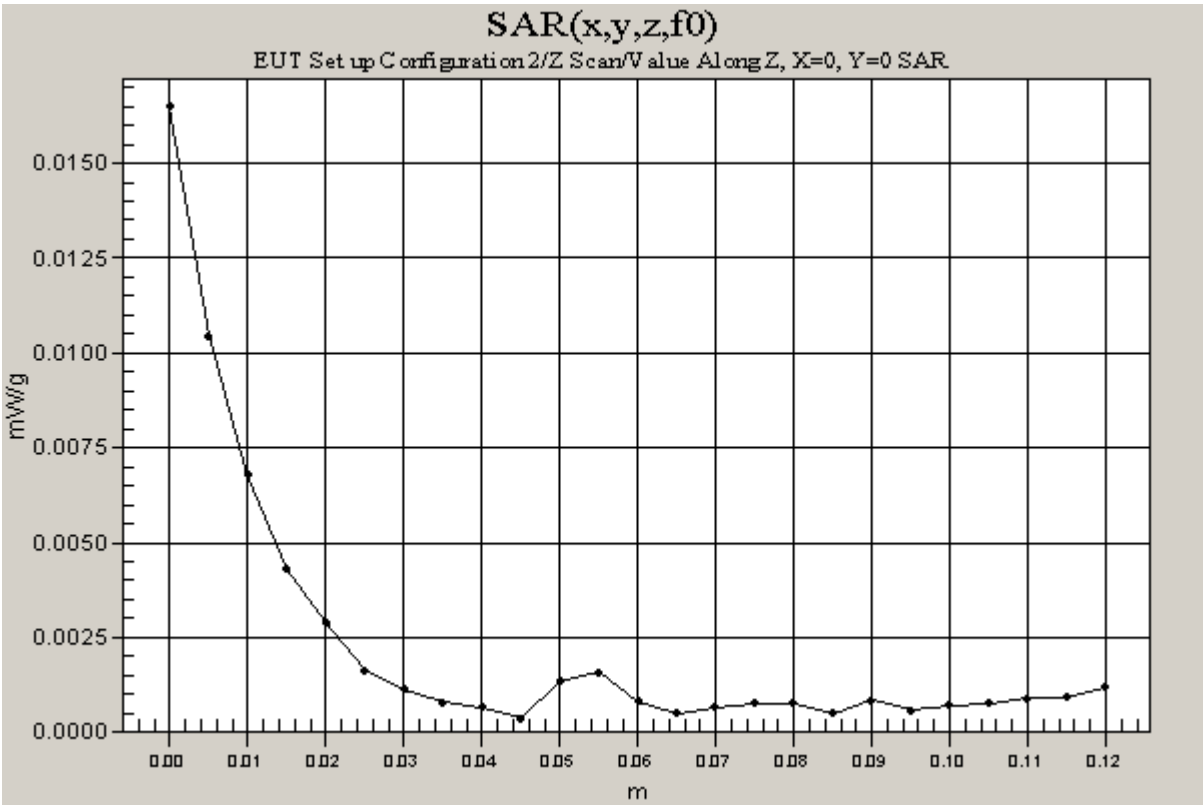

Date/Time: 07/29/03 17:01:28

Test Laboratory: Compliance Certification Services
File Name: Conf 3.da4

DUT: H9PPDT8138; Type: PDT8138; Serial: N/A
Program: EUT Set up Configuration 3
Ambient Temperature: 24.5 deg C; Liquid Temperature: 23.5 deg C

Communication System: PCS CDMA; Frequency: 1880 MHz;Duty Cycle: 1:1
Medium: Muscle 1900 MHz (σ = 1.5031 mho/m, ε_r = 52.317, ρ = 1000 kg/m^3)
Phantom section: Flat Section

DASY4 Configuration:

- Probe: ET3DV6 - SN1577; ConvF(5, 5, 5); Calibrated: 2/7/2003
- Sensor-Surface: 4mm (Mechanical Surface Detection)
- Electronics: DAE3 Sn427; Calibrated: 2/4/2003
- Phantom: SAM 2; Type: SAM 2; Serial: 1050
- Measurement SW: DASY4, V4.1 Build 47; Postprocessing SW: SEMCAD, V1.6 Build 115

Middle/Area Scan (9x13x1): Measurement grid: dx=15mm, dy=15mm
Middle/Zoom Scan (5x5x7)/*Cube 0*: Measurement grid: dx=7.5mm, dy=7.5mm, dz=5mm
Peak SAR (extrapolated) = 0.0214 W/kg
SAR(1 g) = 0.0147 mW/g; SAR(10 g) = 0.00977 mW/g
Reference Value = 1.71 V/m
Power Drift = -0.16 dB
Maximum value of SAR = 0.0158 mW/g

Middle/Zoom Scan (5x5x7)/*Cube 1*: Measurement grid: dx=7.5mm, dy=7.5mm, dz=5mm
Peak SAR (extrapolated) = 0.0232 W/kg
SAR(1 g) = 0.0147 mW/g; SAR(10 g) = 0.00952 mW/g
Reference Value = 1.71 V/m
Power Drift = -0.16 dB
Maximum value of SAR = 0.0161 mW/g

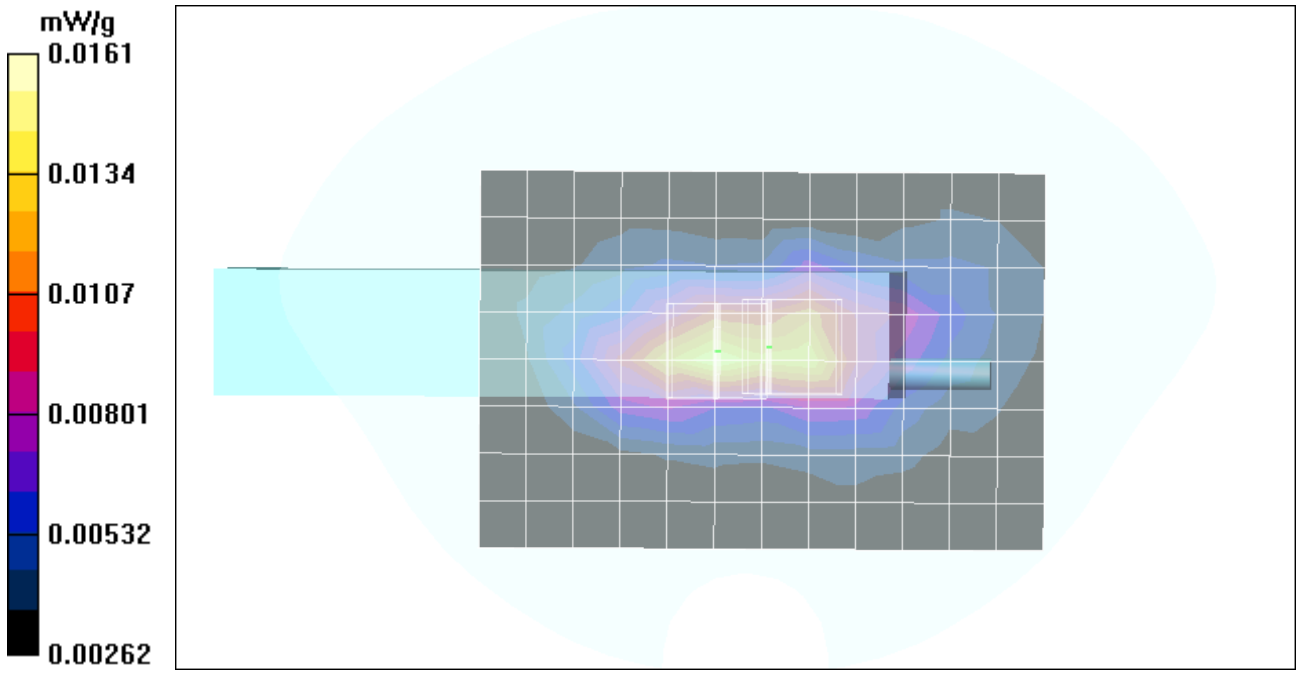

Date/Time: 07/29/03 18:27:18

Test Laboratory: Compliance Certification Services
File Name: Conf 3.da4

DUT: H9PPDT8138; Type: PDT8138; Serial: N/A
Program: EUT Set up Configuration 3
Ambient Temperature: 24.5 deg C; Liquid Temperature: 23.5 deg C

Communication System: PCS CDMA; Frequency: 1908.25 MHz;Duty Cycle: 1:1
Medium: Muscle 1900 MHz (σ = 1.5031 mho/m, ε_r = 52.317, ρ = 1000 kg/m^3)
Phantom section: Flat Section

DASY4 Configuration:

- Probe: ET3DV6 - SN1577; ConvF(5, 5, 5); Calibrated: 2/7/2003
- Sensor-Surface: 4mm (Mechanical Surface Detection)
- Electronics: DAE3 Sn427; Calibrated: 2/4/2003
- Phantom: SAM 2; Type: SAM 2; Serial: 1050
- Measurement SW: DASY4, V4.1 Build 47; Postprocessing SW: SEMCAD, V1.6 Build 115
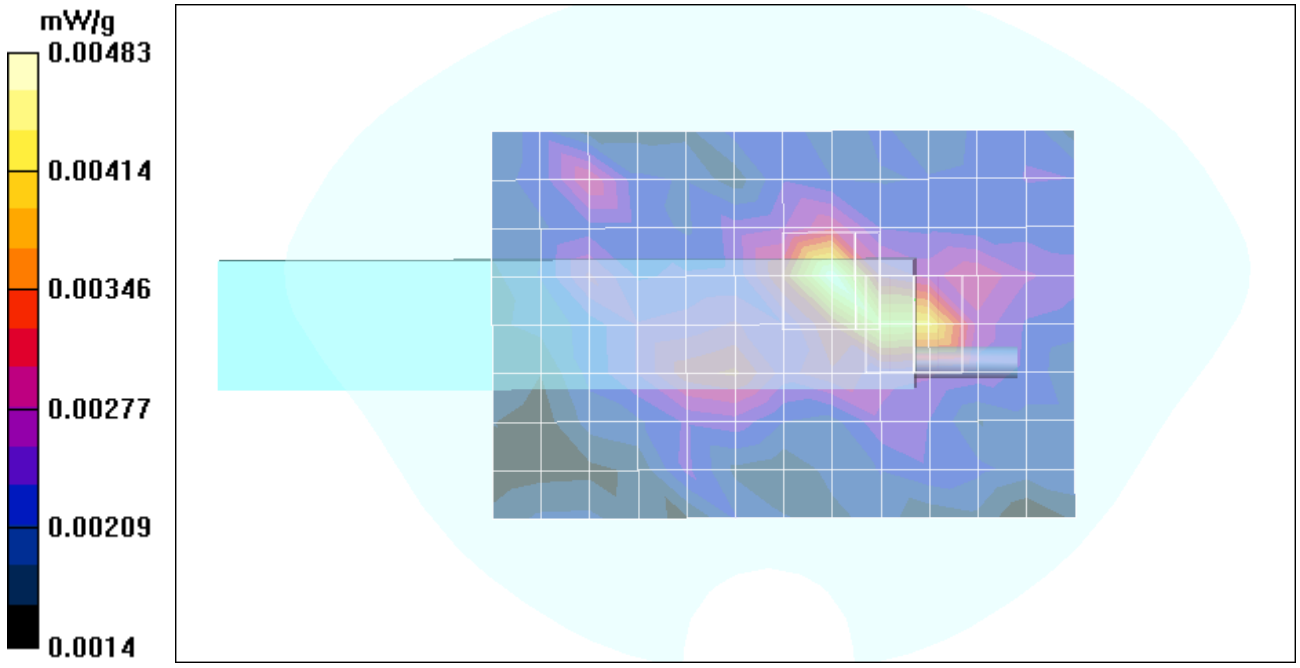
High/Area Scan (9x13x1): Measurement grid: dx=15mm, dy=15mm
High/Zoom Scan (5x5x7)/*Cube 0*: Measurement grid: dx=7.5mm, dy=7.5mm, dz=5mm
Peak SAR (extrapolated) = 0.00775 W/kg
SAR(1 g) = 0.00535 mW/g; SAR(10 g) = 0.00374 mW/g
Reference Value = 2.16 V/m
Power Drift = -0.18 dB
Maximum value of SAR = 0.0062 mW/g
High/Zoom Scan (5x5x7)/*Cube 1*: Measurement grid: dx=7.5mm, dy=7.5mm, dz=5mm
Peak SAR (extrapolated) = 0.00659 W/kg
SAR(1 g) = 0.00439 mW/g; SAR(10 g) = 0.00332 mW/g
Reference Value = 2.16 V/m
Power Drift = -0.18 dB
Maximum value of SAR = 0.00499 mW/g