## Spectrum Emission Mask

| | | | |
|---|---|---|---|
| Governing Doc | FCC Part 90.210 (i) | Room Temperature (°C) | 24 |
| Test Procedure | ANSI/TIA-603- E-2016; FCC KDB 935210 D05 Indus Booster Basic Meas v01r02: October 27, 2017 | Relative Humidity (%) | 33.9 |
| Test Location | Burnaby | Barometric Pressure (kPa) | 101.3 |
| Test Engineer | Sophie Piao/Jeremy Lee | Date | Jan 04, 2018 |
| EUT Voltage | ☒ DC | ☐ 120VAC @ 60Hz | |

| Test Equipment Used | Manufacturer | Model | Serial Number | Calibration | Calibration due |
|---|---|---|---|---|---|
| Signal Generator | Keysight | N5172B | MY53050270 | 08/04/17 | 08/04/18 |
| Spectrum Analyzer | Keysight | N9010A | MY50520285 | 08/07/17 | 08/07/18 |
| 40dB Attenuator | Aeroflex Winschel | 58-40-43 | n/p | CVP | CVP |

Note) CVP = Calibration Verification Performed internally, n/p = not provided.

| | |
|---|---|
| Frequency Range: | ☒ Center Channel |
| Detector: | ☒ Peak |
| RBW/VBW: | ☒100 Hz |
| Type of Facility: | ☒ Testbench |
| Distance: | ☒ direct connect |
| Arrangement of EUT: | ☐ Table-top only ☐ Floor-standing only ☒ Rack Mounted |

Signal of all types of modulation is contained within the emission mask.

Compliant ☒ Non-Compliant ☐ Not Applicable ☐

***Test setup***

Description of test set-up:

Spectrum Emission Mask is measured by connecting a Spectrum Analyzer to the RF output connector. The input power was adjusted to produce maximum output power on the antenna port. The reference level was measured with integrated BW 2 times of the channel BW. The emission was measured with RBW 100 Hz.

The EUT was set to **Operation Mode #1 with configuration Mode #1.**

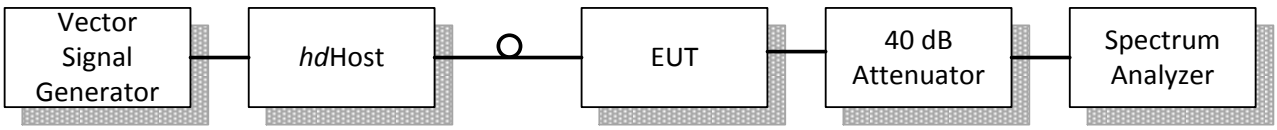




This document shall not be reproduced or utilized in any form or by any means, electronic or mechanical, including photocopying and microfilm, without permission in writing from LabTest Certification Inc.

## Results

### At Input Power 0.5 dB below AGC threshold

C4FM 150.815 MHz – Mask D

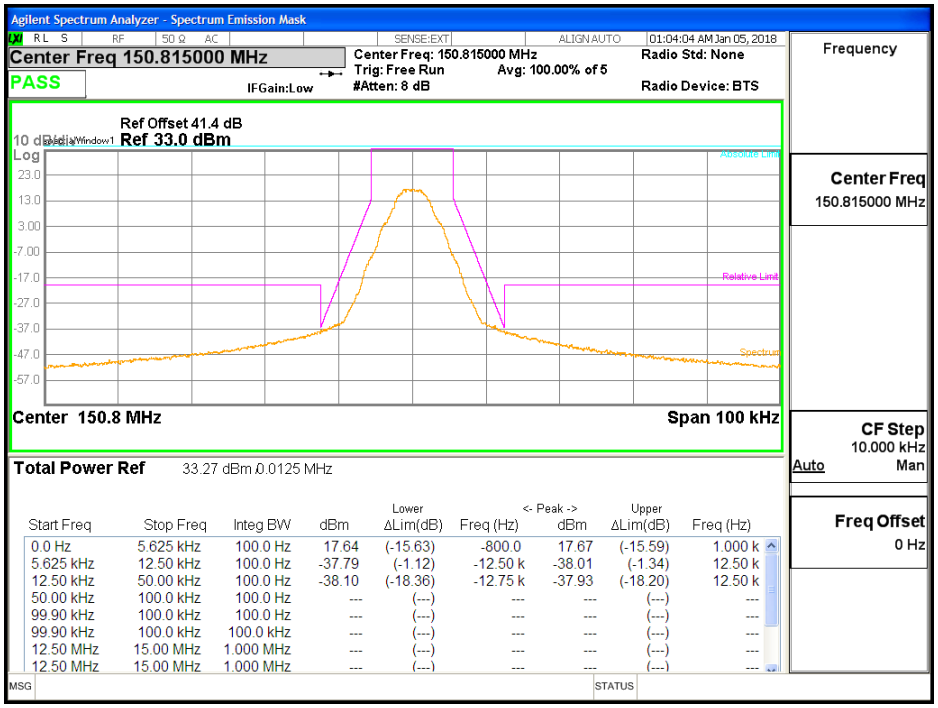


CQPSK 150.815 MHz - Mask E

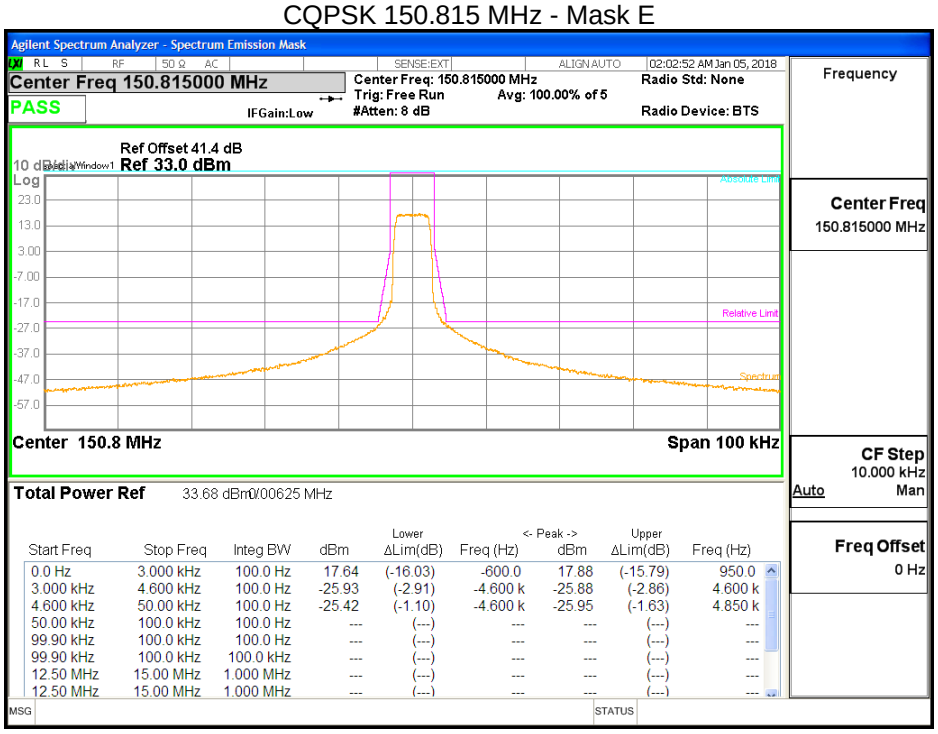




This document shall not be reproduced or utilized in any form or by any means, electronic or mechanical, including photocopying and microfilm, without permission in writing from LabTest Certification Inc.

HDQPSK 150.815 MHz - Mask D

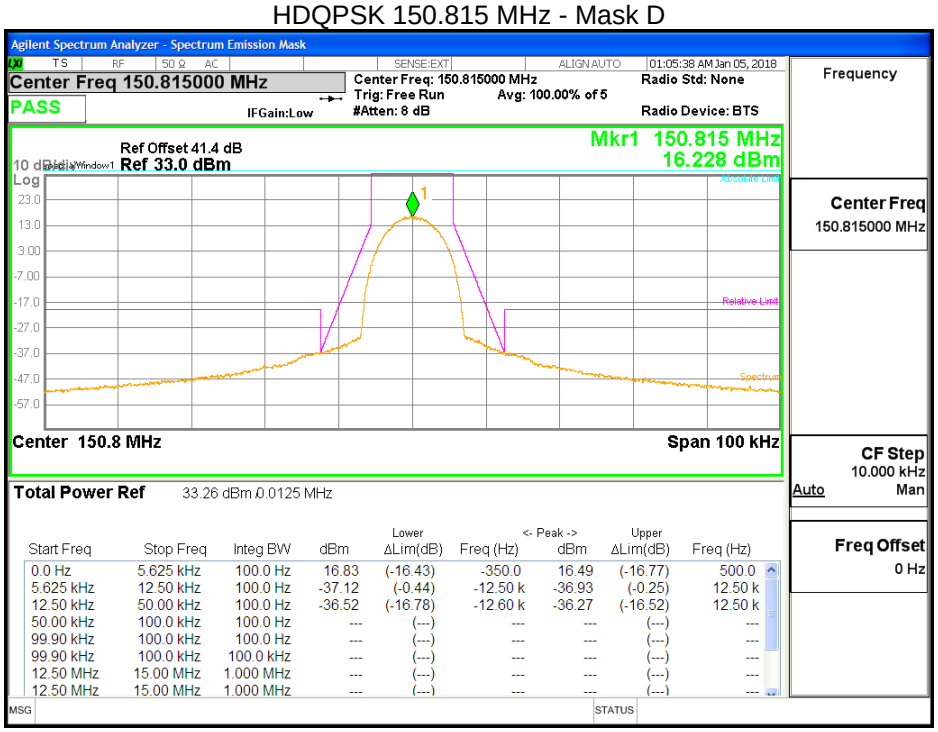


| Start Freq | Stop Freq | Integ BW | dBm | Lower ΔLim(dB) | Freq (Hz) | <- Peak -> dBm | Upper ΔLim(dB) | Freq (Hz) |
|---|---|---|---|---|---|---|---|---|
| 0.0 Hz | 5.625 kHz | 100.0 Hz | 16.83 | (-16.43) | -350.0 | 16.49 | (-16.77) | 500.0 |
| 5.625 kHz | 12.50 kHz | 100.0 Hz | -37.12 | (-0.44) | -12.50 k | -36.93 | (-0.25) | 12.50 k |
| 12.50 kHz | 50.00 kHz | 100.0 Hz | -36.52 | (-16.78) | -12.60 k | -36.27 | (-16.52) | 12.50 k |
| 50.00 kHz | 100.0 kHz | 100.0 Hz | --- | (---) | --- | --- | (---) | --- |
| 99.90 kHz | 100.0 kHz | 100.0 Hz | --- | (---) | --- | --- | (---) | --- |
| 99.90 kHz | 100.0 kHz | 100.0 kHz | --- | (---) | --- | --- | (---) | --- |
| 12.50 MHz | 15.00 MHz | 1.000 MHz | --- | (---) | --- | --- | (---) | --- |
| 12.50 MHz | 15.00 MHz | 1.000 MHz | --- | (---) | --- | --- | (---) | --- |

C4FM 157.45MHz - Mask D

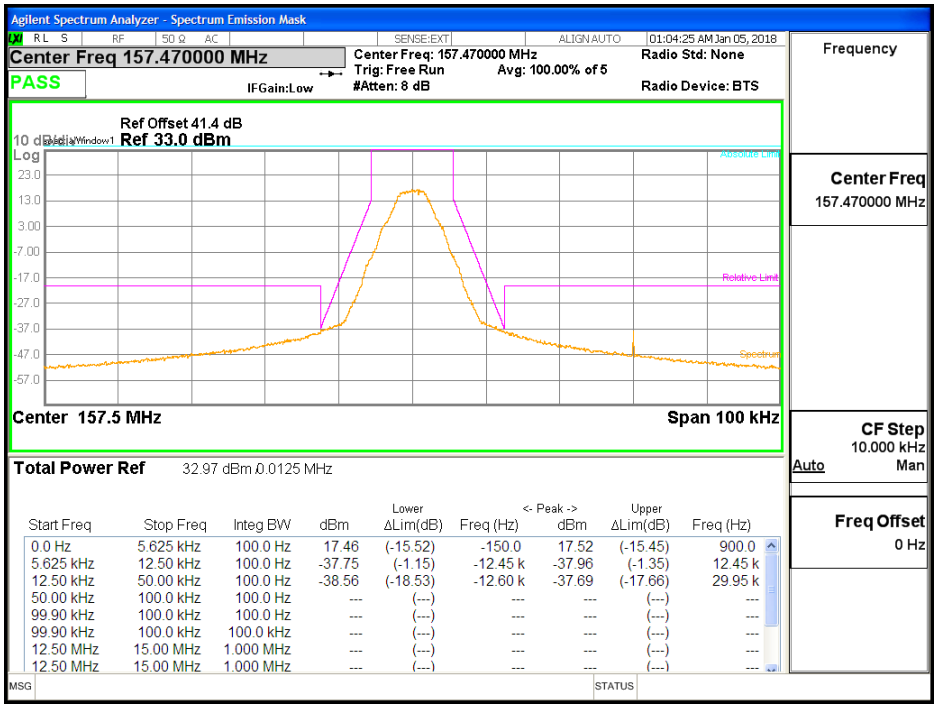


| Start Freq | Stop Freq | Integ BW | dBm | Lower ΔLim(dB) | Freq (Hz) | <- Peak -> dBm | Upper ΔLim(dB) | Freq (Hz) |
|---|---|---|---|---|---|---|---|---|
| 0.0 Hz | 5.625 kHz | 100.0 Hz | 17.46 | (-15.52) | -150.0 | 17.52 | (-15.45) | 900.0 |
| 5.625 kHz | 12.50 kHz | 100.0 Hz | -37.75 | (-1.15) | -12.45 k | -37.96 | (-1.35) | 12.45 k |
| 12.50 kHz | 50.00 kHz | 100.0 Hz | -38.56 | (-18.53) | -12.60 k | -37.69 | (-17.66) | 29.95 k |
| 50.00 kHz | 100.0 kHz | 100.0 Hz | --- | (---) | --- | --- | (---) | --- |
| 99.90 kHz | 100.0 kHz | 100.0 Hz | --- | (---) | --- | --- | (---) | --- |
| 99.90 kHz | 100.0 kHz | 100.0 kHz | --- | (---) | --- | --- | (---) | --- |
| 12.50 MHz | 15.00 MHz | 1.000 MHz | --- | (---) | --- | --- | (---) | --- |
| 12.50 MHz | 15.00 MHz | 1.000 MHz | --- | (---) | --- | --- | (---) | --- |



This document shall not be reproduced or utilized in any form or by any means, electronic or mechanical, including photocopying and microfilm, without permission in writing from LabTest Certification Inc.

CQPSK 157.45 MHz - Mask E

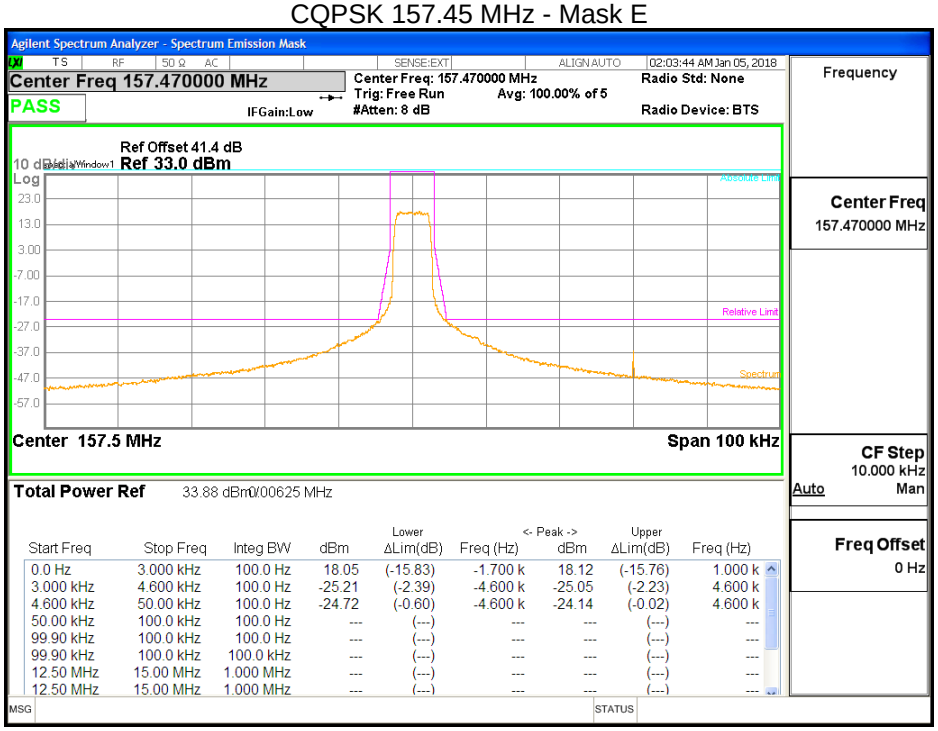


| Start Freq | Stop Freq | Integ BW | dBm | Lower ΔLim(dB) | Freq (Hz) | <- Peak -> dBm | ΔLim(dB) | Upper Freq (Hz) |
|---|---|---|---|---|---|---|---|---|
| 0.0 Hz | 3.000 kHz | 100.0 Hz | 18.05 | (-15.83) | -1.700 k | 18.12 | (-15.76) | 1.000 k |
| 3.000 kHz | 4.600 kHz | 100.0 Hz | -25.21 | (-2.39) | -4.600 k | -25.05 | (-2.23) | 4.600 k |
| 4.600 kHz | 50.00 kHz | 100.0 Hz | -24.72 | (-0.60) | -4.600 k | -24.14 | (-0.02) | 4.600 k |
| 50.00 kHz | 100.0 kHz | 100.0 Hz | --- | (---) | --- | --- | (---) | --- |
| 99.90 kHz | 100.0 kHz | 100.0 Hz | --- | (---) | --- | --- | (---) | --- |
| 99.90 kHz | 100.0 kHz | 100.0 kHz | --- | (---) | --- | --- | (---) | --- |
| 12.50 MHz | 15.00 MHz | 1.000 MHz | --- | (---) | --- | --- | (---) | --- |
| 12.50 MHz | 15.00 MHz | 1.000 MHz | --- | (---) | --- | --- | (---) | --- |

HDQPSK 157.45 MHz - Mask D

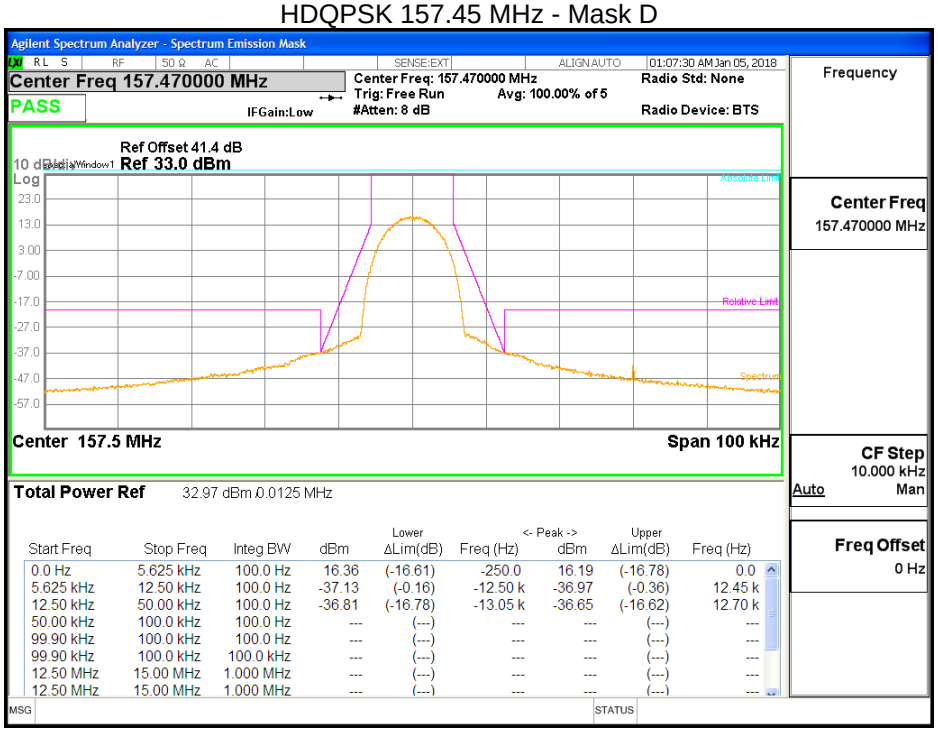


| Start Freq | Stop Freq | Integ BW | dBm | Lower ΔLim(dB) | Freq (Hz) | <- Peak -> dBm | ΔLim(dB) | Upper Freq (Hz) |
|---|---|---|---|---|---|---|---|---|
| 0.0 Hz | 5.625 kHz | 100.0 Hz | 16.36 | (-16.61) | -250.0 | 16.19 | (-16.78) | 0.0 |
| 5.625 kHz | 12.50 kHz | 100.0 Hz | -37.13 | (-0.16) | -12.50 k | -36.97 | (-0.36) | 12.45 k |
| 12.50 kHz | 50.00 kHz | 100.0 Hz | -36.81 | (-16.78) | -13.05 k | -36.65 | (-16.62) | 12.70 k |
| 50.00 kHz | 100.0 kHz | 100.0 Hz | --- | (---) | --- | --- | (---) | --- |
| 99.90 kHz | 100.0 kHz | 100.0 Hz | --- | (---) | --- | --- | (---) | --- |
| 99.90 kHz | 100.0 kHz | 100.0 kHz | --- | (---) | --- | --- | (---) | --- |
| 12.50 MHz | 15.00 MHz | 1.000 MHz | --- | (---) | --- | --- | (---) | --- |
| 12.50 MHz | 15.00 MHz | 1.000 MHz | --- | (---) | --- | --- | (---) | --- |



This document shall not be reproduced or utilized in any form or by any means, electronic or mechanical, including photocopying and microfilm, without permission in writing from LabTest Certification Inc.

C4FM 173.39625 MHz - Mask D

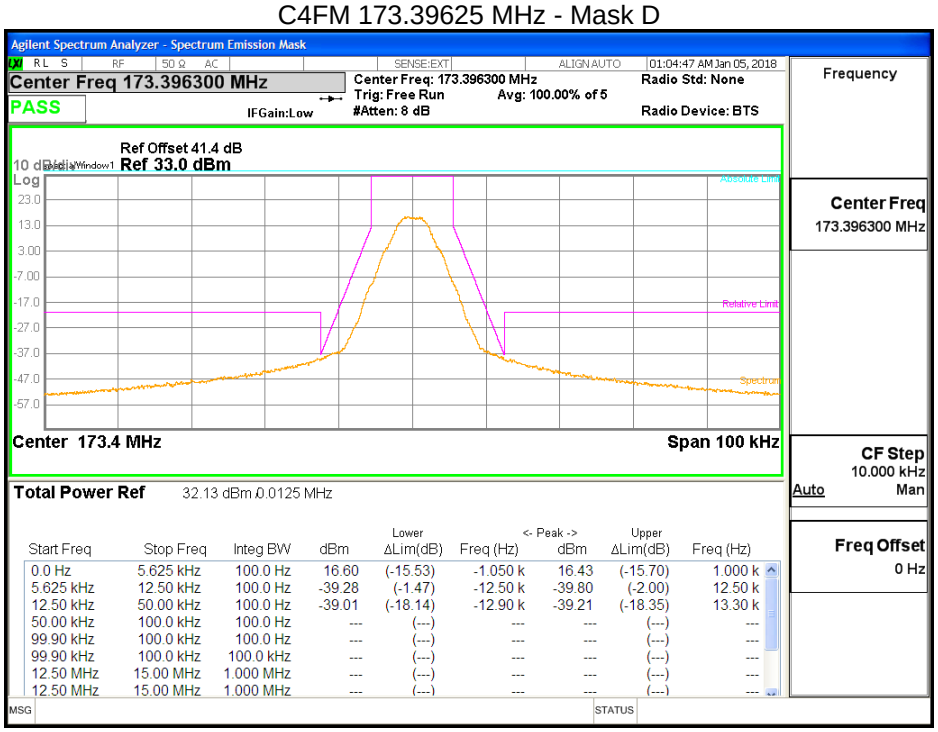


CQPSK 173.39625 MHz - Mask E

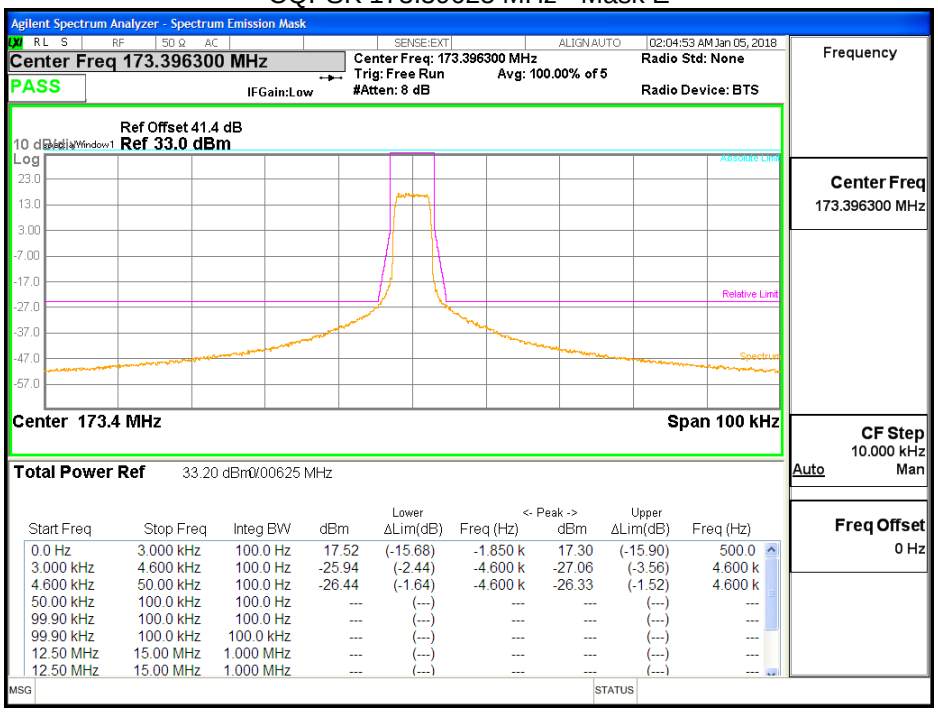




This document shall not be reproduced or utilized in any form or by any means, electronic or mechanical, including photocopying and microfilm, without permission in writing from LabTest Certification Inc.

HDQPSK 173.39625 MHz - Mask D

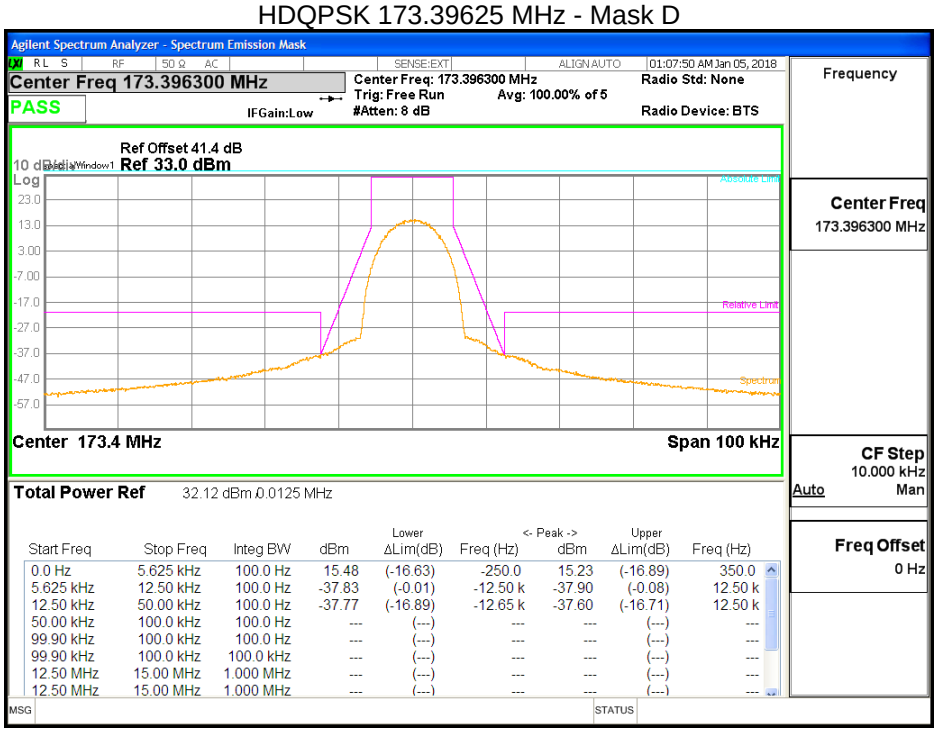


| Start Freq | Stop Freq | Integ BW | dBm | Lower ΔLim(dB) | Freq (Hz) | <- Peak -> dBm | Upper ΔLim(dB) | Freq (Hz) |
|---|---|---|---|---|---|---|---|---|
| 0.0 Hz | 5.625 kHz | 100.0 Hz | 15.48 | (-16.63) | -250.0 | 15.23 | (-16.89) | 350.0 |
| 5.625 kHz | 12.50 kHz | 100.0 Hz | -37.83 | (-0.01) | -12.50 k | -37.90 | (-0.08) | 12.50 k |
| 12.50 kHz | 50.00 kHz | 100.0 Hz | -37.77 | (-16.89) | -12.65 k | -37.60 | (-16.71) | 12.50 k |
| 50.00 kHz | 100.0 kHz | 100.0 Hz | --- | (---) | --- | --- | (---) | --- |
| 99.90 kHz | 100.0 kHz | 100.0 Hz | --- | (---) | --- | --- | (---) | --- |
| 99.90 kHz | 100.0 kHz | 100.0 kHz | --- | (---) | --- | --- | (---) | --- |
| 12.50 MHz | 15.00 MHz | 1.000 MHz | --- | (---) | --- | --- | (---) | --- |
| 12.50 MHz | 15.00 MHz | 1.000 MHz | --- | (---) | --- | --- | (---) | --- |

C4FM 450.025 MHz - Mask D

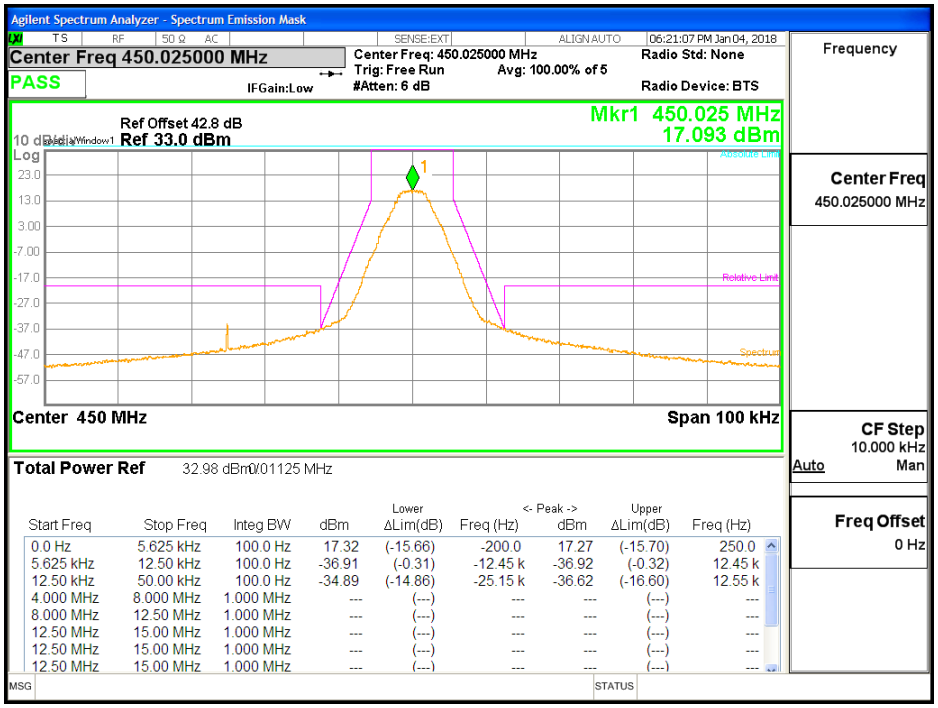


| Start Freq | Stop Freq | Integ BW | dBm | Lower ΔLim(dB) | Freq (Hz) | <- Peak -> dBm | Upper ΔLim(dB) | Freq (Hz) |
|---|---|---|---|---|---|---|---|---|
| 0.0 Hz | 5.625 kHz | 100.0 Hz | 17.32 | (-15.66) | -200.0 | 17.27 | (-15.70) | 250.0 |
| 5.625 kHz | 12.50 kHz | 100.0 Hz | -36.91 | (-0.31) | -12.45 k | -36.92 | (-0.32) | 12.45 k |
| 12.50 kHz | 50.00 kHz | 100.0 Hz | -34.89 | (-14.86) | -25.15 k | -36.62 | (-16.60) | 12.55 k |
| 4.000 MHz | 8.000 MHz | 1.000 MHz | --- | (---) | --- | --- | (---) | --- |
| 8.000 MHz | 12.50 MHz | 1.000 MHz | --- | (---) | --- | --- | (---) | --- |
| 12.50 MHz | 15.00 MHz | 1.000 MHz | --- | (---) | --- | --- | (---) | --- |
| 12.50 MHz | 15.00 MHz | 1.000 MHz | --- | (---) | --- | --- | (---) | --- |
| 12.50 MHz | 15.00 MHz | 1.000 MHz | --- | (---) | --- | --- | (---) | --- |



This document shall not be reproduced or utilized in any form or by any means, electronic or mechanical, including photocopying and microfilm, without permission in writing from LabTest Certification Inc.

CQPSK 450.025 MHz - Mask E

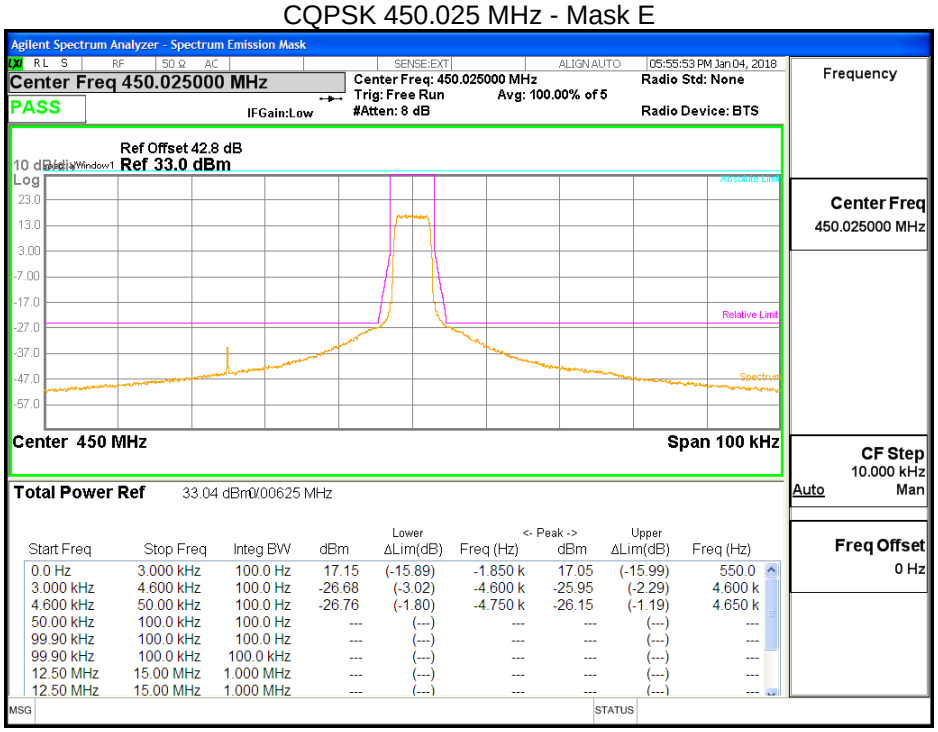


HDQPSK 450.025 MHz - Mask D

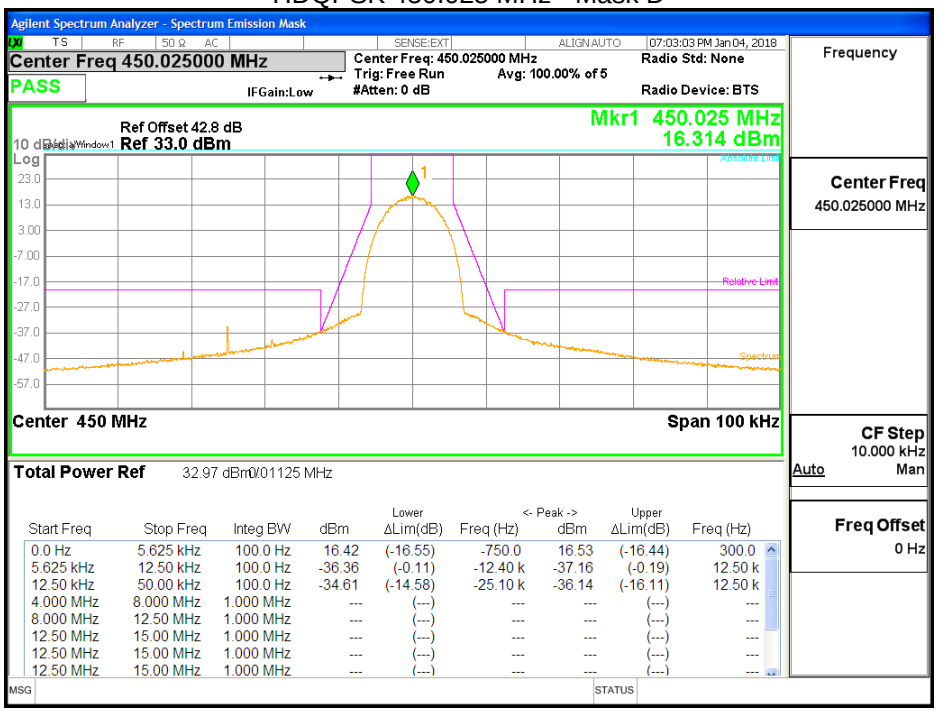




This document shall not be reproduced or utilized in any form or by any means, electronic or mechanical, including photocopying and microfilm, without permission in writing from LabTest Certification Inc.

C4FM 481 MHz - Mask D

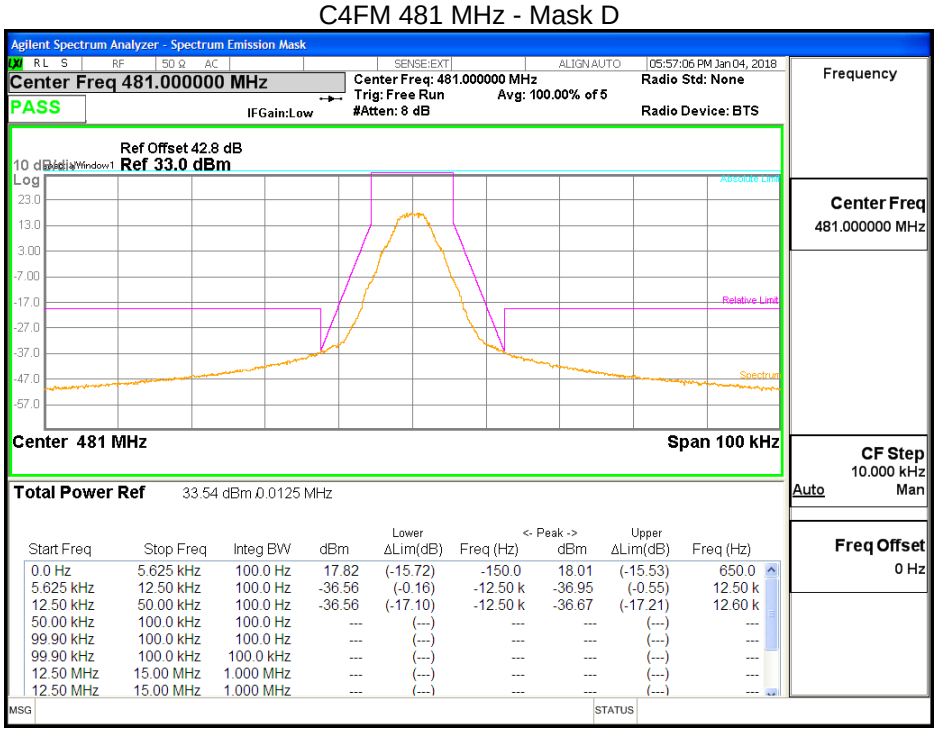


| Start Freq | Stop Freq | Integ BW | dBm | Lower ΔLim(dB) | Freq (Hz) | <- Peak -> dBm | Upper ΔLim(dB) | Freq (Hz) |
|---|---|---|---|---|---|---|---|---|
| 0.0 Hz | 5.625 kHz | 100.0 Hz | 17.82 | (-15.72) | -150.0 | 18.01 | (-15.53) | 650.0 |
| 5.625 kHz | 12.50 kHz | 100.0 Hz | -36.56 | (-0.16) | -12.50 k | -36.95 | (-0.55) | 12.50 k |
| 12.50 kHz | 50.00 kHz | 100.0 Hz | -36.56 | (-17.10) | -12.50 k | -36.67 | (-17.21) | 12.60 k |
| 50.00 kHz | 100.0 kHz | 100.0 Hz | --- | (---) | --- | --- | (---) | --- |
| 99.90 kHz | 100.0 kHz | 100.0 Hz | --- | (---) | --- | --- | (---) | --- |
| 99.90 kHz | 100.0 kHz | 100.0 kHz | --- | (---) | --- | --- | (---) | --- |
| 12.50 MHz | 15.00 MHz | 1.000 MHz | --- | (---) | --- | --- | (---) | --- |
| 12.50 MHz | 15.00 MHz | 1.000 MHz | --- | (---) | --- | --- | (---) | --- |

CQPSK 481 MHz - Mask E

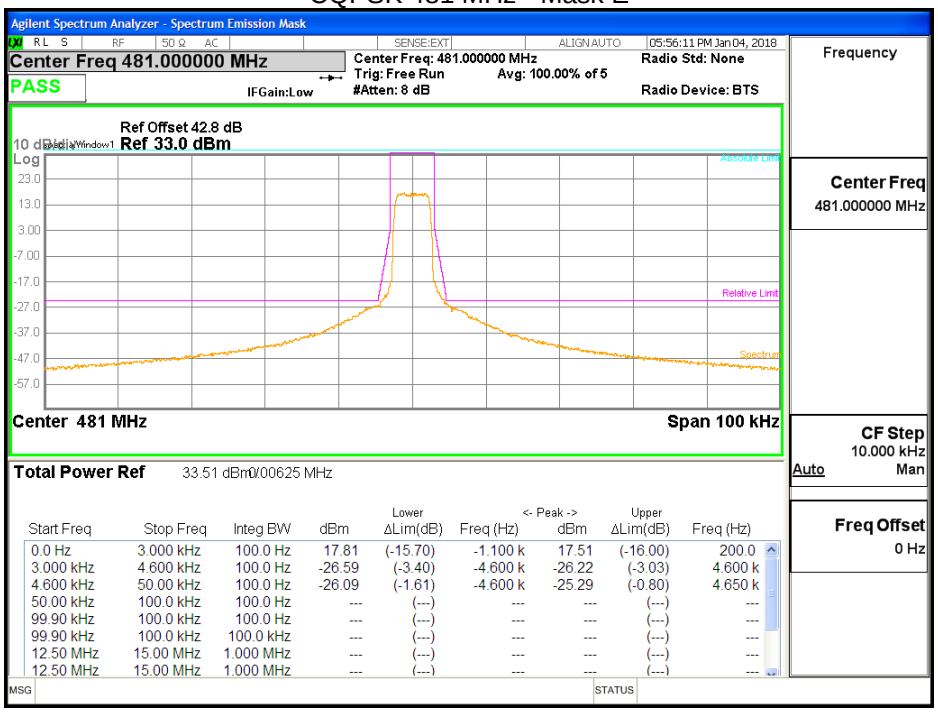


| Start Freq | Stop Freq | Integ BW | dBm | Lower ΔLim(dB) | Freq (Hz) | <- Peak -> dBm | Upper ΔLim(dB) | Freq (Hz) |
|---|---|---|---|---|---|---|---|---|
| 0.0 Hz | 3.000 kHz | 100.0 Hz | 17.81 | (-15.70) | -1.100 k | 17.51 | (-16.00) | 200.0 |
| 3.000 kHz | 4.600 kHz | 100.0 Hz | -26.59 | (-3.40) | -4.600 k | -26.22 | (-3.03) | 4.600 k |
| 4.600 kHz | 50.00 kHz | 100.0 Hz | -26.09 | (-1.61) | -4.600 k | -25.29 | (-0.80) | 4.650 k |
| 50.00 kHz | 100.0 kHz | 100.0 Hz | --- | (---) | --- | --- | (---) | --- |
| 99.90 kHz | 100.0 kHz | 100.0 Hz | --- | (---) | --- | --- | (---) | --- |
| 99.90 kHz | 100.0 kHz | 100.0 kHz | --- | (---) | --- | --- | (---) | --- |
| 12.50 MHz | 15.00 MHz | 1.000 MHz | --- | (---) | --- | --- | (---) | --- |
| 12.50 MHz | 15.00 MHz | 1.000 MHz | --- | (---) | --- | --- | (---) | --- |



This document shall not be reproduced or utilized in any form or by any means, electronic or mechanical, including photocopying and microfilm, without permission in writing from LabTest Certification Inc.

HDQPSK 481 MHz - Mask D

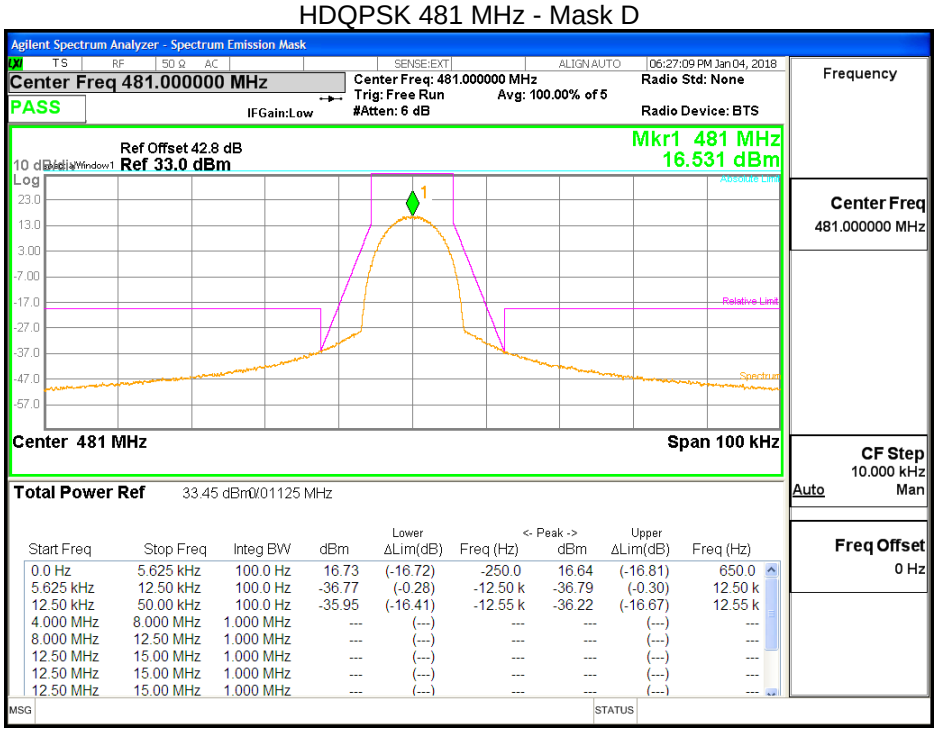


| Start Freq | Stop Freq | Integ BW | dBm | Lower ΔLim(dB) | Freq (Hz) | <- Peak -> dBm | Upper ΔLim(dB) | Freq (Hz) |
|---|---|---|---|---|---|---|---|---|
| 0.0 Hz | 5.625 kHz | 100.0 Hz | 16.73 | (-16.72) | -250.0 | 16.64 | (-16.81) | 650.0 |
| 5.625 kHz | 12.50 kHz | 100.0 Hz | -36.77 | (-0.28) | -12.50 k | -36.79 | (-0.30) | 12.50 k |
| 12.50 kHz | 50.00 kHz | 100.0 Hz | -35.95 | (-16.41) | -12.55 k | -36.22 | (-16.67) | 12.55 k |
| 4.000 MHz | 8.000 MHz | 1.000 MHz | --- | (---) | --- | --- | (---) | --- |
| 8.000 MHz | 12.50 MHz | 1.000 MHz | --- | (---) | --- | --- | (---) | --- |
| 12.50 MHz | 15.00 MHz | 1.000 MHz | --- | (---) | --- | --- | (---) | --- |
| 12.50 MHz | 15.00 MHz | 1.000 MHz | --- | (---) | --- | --- | (---) | --- |
| 12.50 MHz | 15.00 MHz | 1.000 MHz | --- | (---) | --- | --- | (---) | --- |

C4FM 511.975 MHz - Mask D

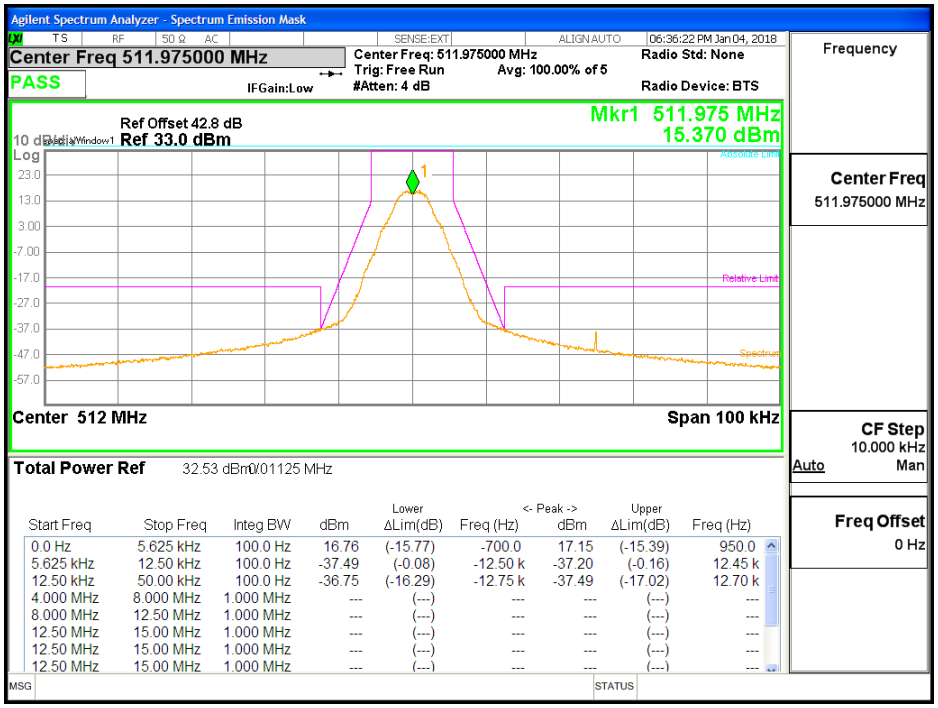


| Start Freq | Stop Freq | Integ BW | dBm | Lower ΔLim(dB) | Freq (Hz) | <- Peak -> dBm | Upper ΔLim(dB) | Freq (Hz) |
|---|---|---|---|---|---|---|---|---|
| 0.0 Hz | 5.625 kHz | 100.0 Hz | 16.76 | (-15.77) | -700.0 | 17.15 | (-15.39) | 950.0 |
| 5.625 kHz | 12.50 kHz | 100.0 Hz | -37.49 | (-0.08) | -12.50 k | -37.20 | (-0.16) | 12.45 k |
| 12.50 kHz | 50.00 kHz | 100.0 Hz | -36.75 | (-16.29) | -12.75 k | -37.49 | (-17.02) | 12.70 k |
| 4.000 MHz | 8.000 MHz | 1.000 MHz | --- | (---) | --- | --- | (---) | --- |
| 8.000 MHz | 12.50 MHz | 1.000 MHz | --- | (---) | --- | --- | (---) | --- |
| 12.50 MHz | 15.00 MHz | 1.000 MHz | --- | (---) | --- | --- | (---) | --- |
| 12.50 MHz | 15.00 MHz | 1.000 MHz | --- | (---) | --- | --- | (---) | --- |
| 12.50 MHz | 15.00 MHz | 1.000 MHz | --- | (---) | --- | --- | (---) | --- |



This document shall not be reproduced or utilized in any form or by any means, electronic or mechanical, including photocopying and microfilm, without permission in writing from LabTest Certification Inc.

CQPSK 511.975 MHz - Mask E

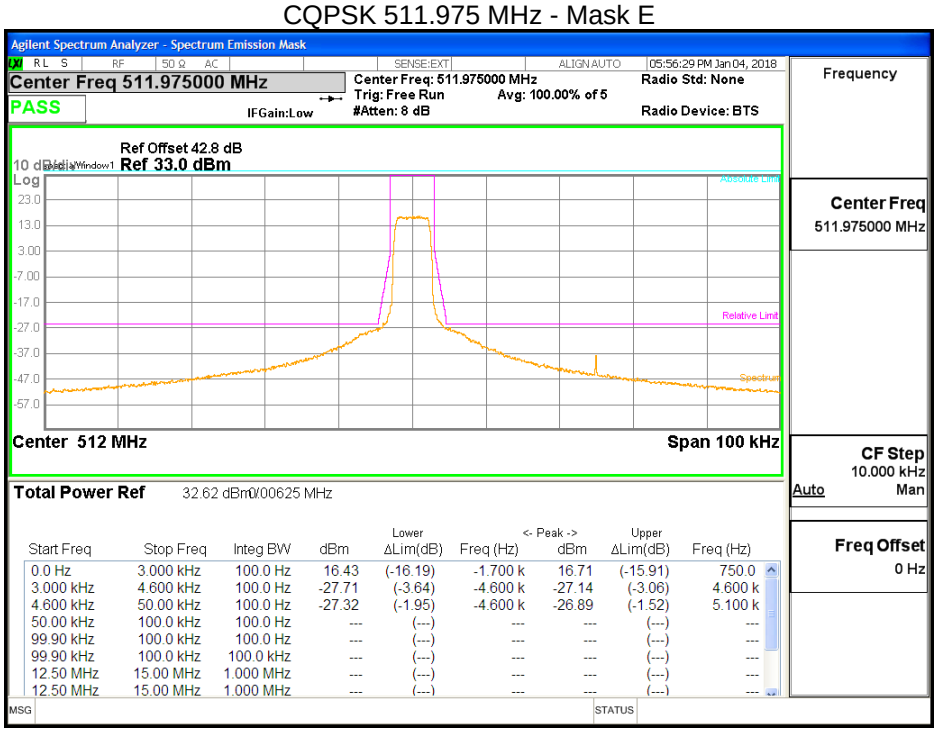


| Start Freq | Stop Freq | Integ BW | dBm | Lower ΔLim(dB) | Freq (Hz) | <- Peak -> dBm | Upper ΔLim(dB) | Freq (Hz) |
|---|---|---|---|---|---|---|---|---|
| 0.0 Hz | 3.000 kHz | 100.0 Hz | 16.43 | (-16.19) | -1.700 k | 16.71 | (-15.91) | 750.0 |
| 3.000 kHz | 4.600 kHz | 100.0 Hz | -27.71 | (-3.64) | -4.600 k | -27.14 | (-3.06) | 4.600 k |
| 4.600 kHz | 50.00 kHz | 100.0 Hz | -27.32 | (-1.95) | -4.600 k | -26.89 | (-1.52) | 5.100 k |
| 50.00 kHz | 100.0 kHz | 100.0 Hz | --- | (---) | --- | --- | (---) | --- |
| 99.90 kHz | 100.0 kHz | 100.0 Hz | --- | (---) | --- | --- | (---) | --- |
| 99.90 kHz | 100.0 kHz | 100.0 kHz | --- | (---) | --- | --- | (---) | --- |
| 12.50 MHz | 15.00 MHz | 1.000 MHz | --- | (---) | --- | --- | (---) | --- |
| 12.50 MHz | 15.00 MHz | 1.000 MHz | --- | (---) | --- | --- | (---) | --- |

HDQPSK 511.975 MHz - Mask D

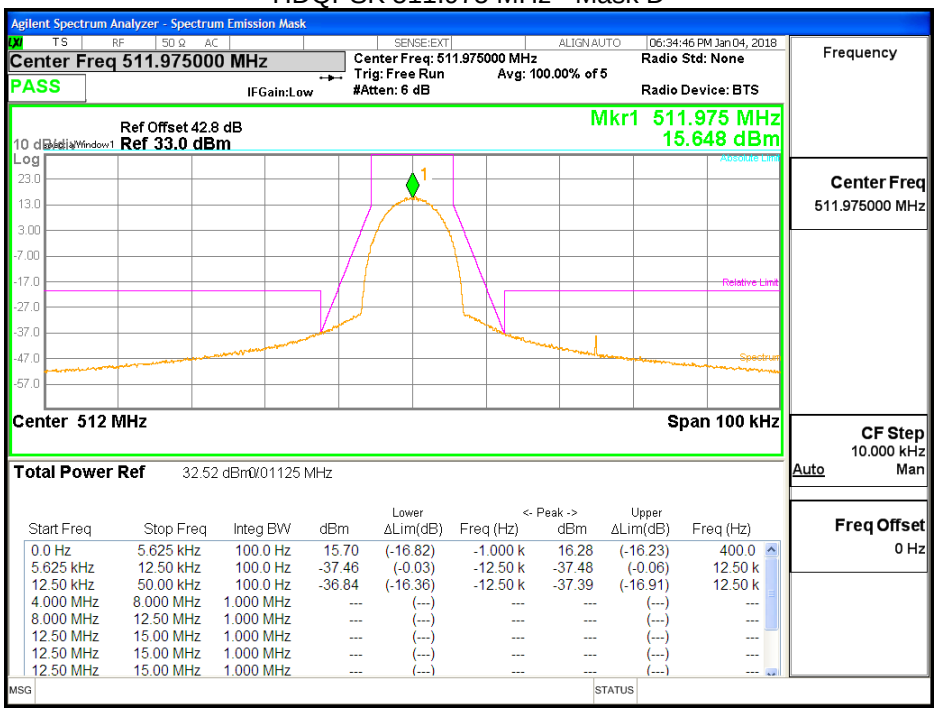


| Start Freq | Stop Freq | Integ BW | dBm | Lower ΔLim(dB) | Freq (Hz) | <- Peak -> dBm | Upper ΔLim(dB) | Freq (Hz) |
|---|---|---|---|---|---|---|---|---|
| 0.0 Hz | 5.625 kHz | 100.0 Hz | 15.70 | (-16.82) | -1.000 k | 16.28 | (-16.23) | 400.0 |
| 5.625 kHz | 12.50 kHz | 100.0 Hz | -37.46 | (-0.03) | -12.50 k | -37.48 | (-0.06) | 12.50 k |
| 12.50 kHz | 50.00 kHz | 100.0 Hz | -36.84 | (-16.36) | -12.50 k | -37.39 | (-16.91) | 12.50 k |
| 4.000 MHz | 8.000 MHz | 1.000 MHz | --- | (---) | --- | --- | (---) | --- |
| 8.000 MHz | 12.50 MHz | 1.000 MHz | --- | (---) | --- | --- | (---) | --- |
| 12.50 MHz | 15.00 MHz | 1.000 MHz | --- | (---) | --- | --- | (---) | --- |
| 12.50 MHz | 15.00 MHz | 1.000 MHz | --- | (---) | --- | --- | (---) | --- |
| 12.50 MHz | 15.00 MHz | 1.000 MHz | --- | (---) | --- | --- | (---) | --- |



This document shall not be reproduced or utilized in any form or by any means, electronic or mechanical, including photocopying and microfilm, without permission in writing from LabTest Certification Inc.

**At Input Power 3 dB above AGC threshold**

C4FM 150.815 MHz - Mask D

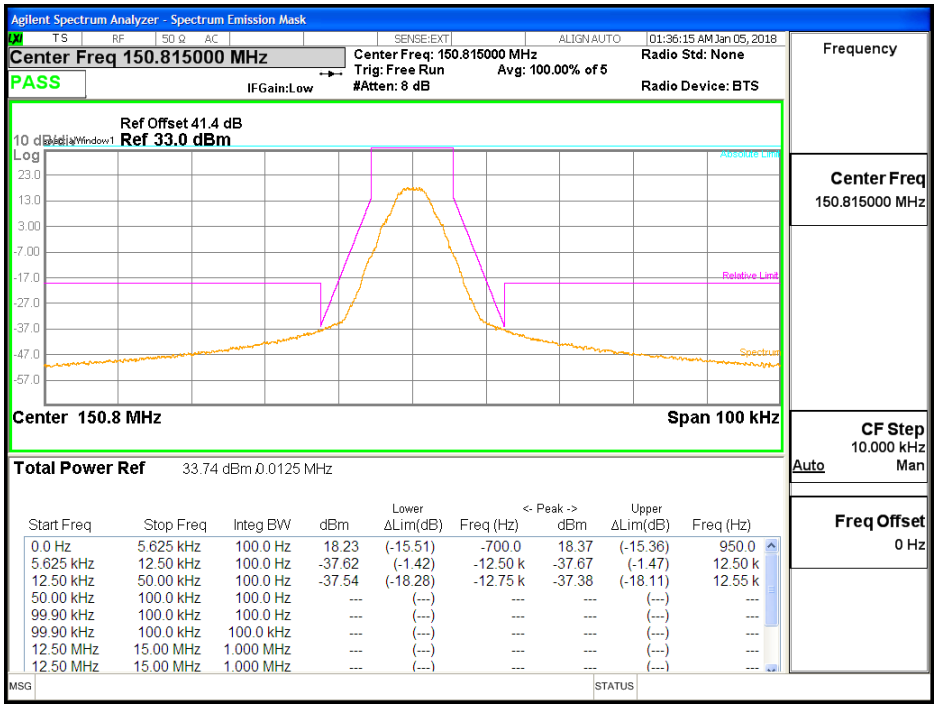


CQPSK 150.815 MHz - Mask E

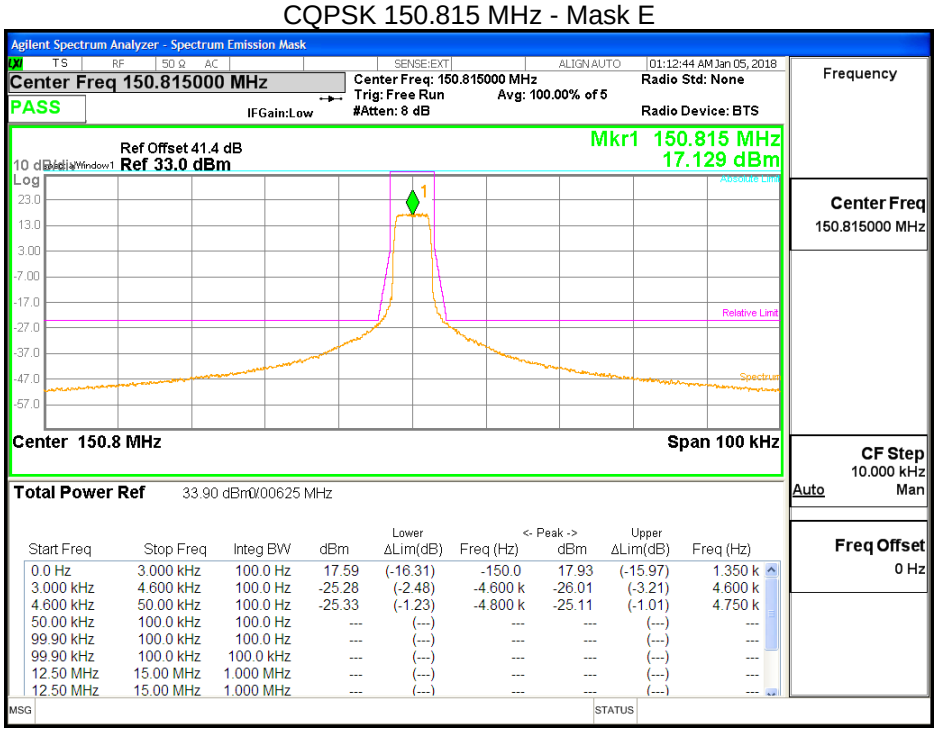




This document shall not be reproduced or utilized in any form or by any means, electronic or mechanical, including photocopying and microfilm, without permission in writing from LabTest Certification Inc.

HDQPSK 150.815 MHz - Mask D

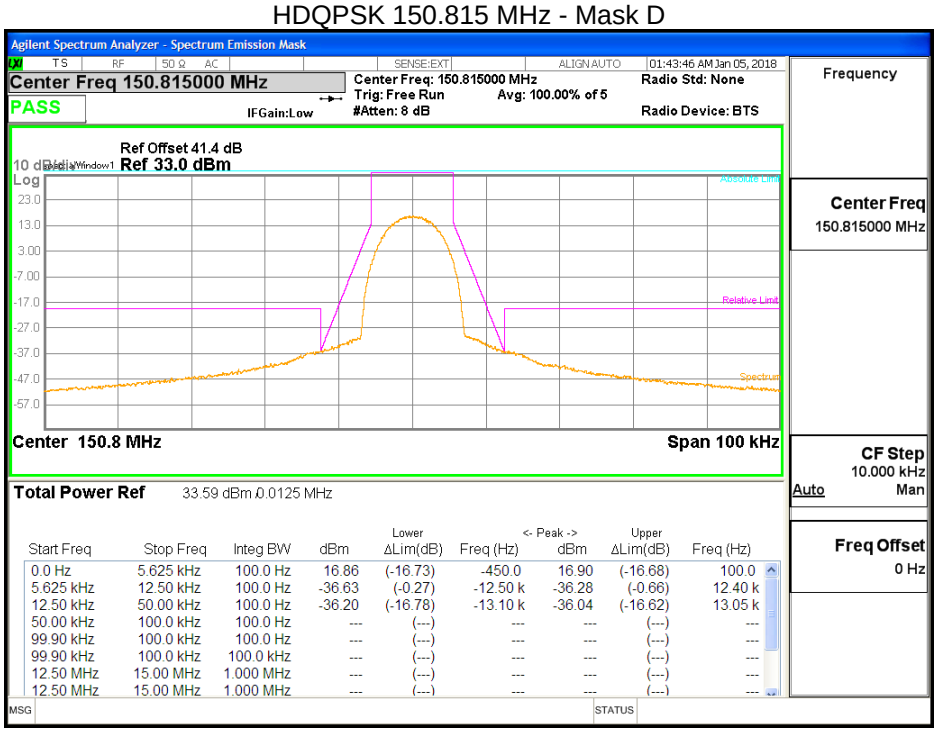


| Start Freq | Stop Freq | Integ BW | dBm | Lower ΔLim(dB) | Freq (Hz) | <- Peak -> dBm | Upper ΔLim(dB) | Freq (Hz) |
|---|---|---|---|---|---|---|---|---|
| 0.0 Hz | 5.625 kHz | 100.0 Hz | 16.86 | (-16.73) | -450.0 | 16.90 | (-16.68) | 100.0 |
| 5.625 kHz | 12.50 kHz | 100.0 Hz | -36.63 | (-0.27) | -12.50 k | -36.28 | (-0.66) | 12.40 k |
| 12.50 kHz | 50.00 kHz | 100.0 Hz | -36.20 | (-16.78) | -13.10 k | -36.04 | (-16.62) | 13.05 k |
| 50.00 kHz | 100.0 kHz | 100.0 Hz | --- | (---) | --- | --- | (---) | --- |
| 99.90 kHz | 100.0 kHz | 100.0 Hz | --- | (---) | --- | --- | (---) | --- |
| 99.90 kHz | 100.0 kHz | 100.0 kHz | --- | (---) | --- | --- | (---) | --- |
| 12.50 MHz | 15.00 MHz | 1.000 MHz | --- | (---) | --- | --- | (---) | --- |
| 12.50 MHz | 15.00 MHz | 1.000 MHz | --- | (---) | --- | --- | (---) | --- |

C4FM 157.47 MHz - Mask D

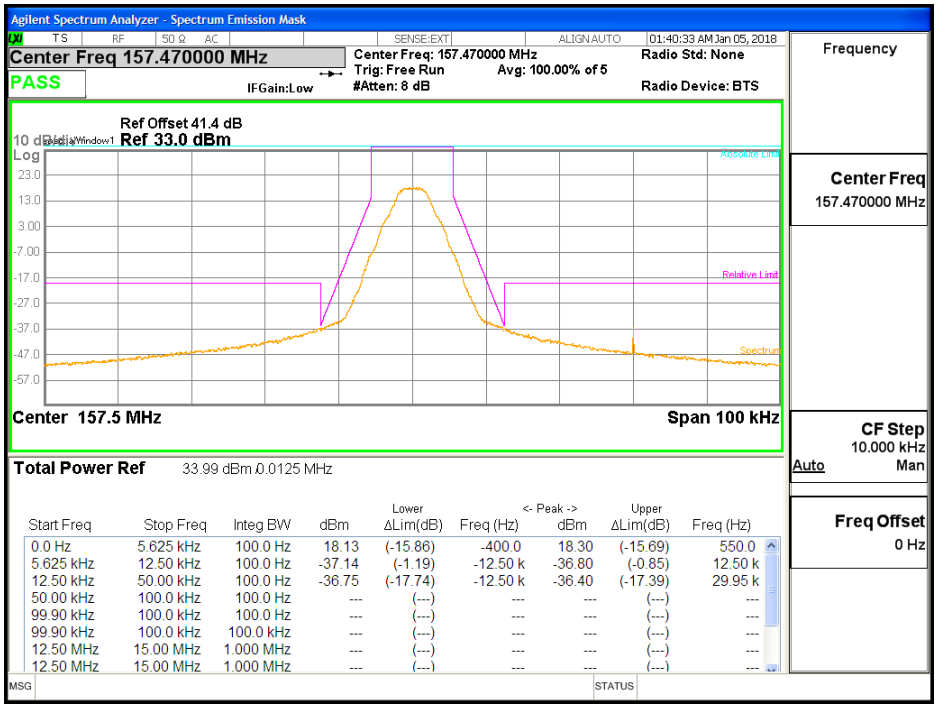


| Start Freq | Stop Freq | Integ BW | dBm | Lower ΔLim(dB) | Freq (Hz) | <- Peak -> dBm | Upper ΔLim(dB) | Freq (Hz) |
|---|---|---|---|---|---|---|---|---|
| 0.0 Hz | 5.625 kHz | 100.0 Hz | 18.13 | (-15.86) | -400.0 | 18.30 | (-15.69) | 550.0 |
| 5.625 kHz | 12.50 kHz | 100.0 Hz | -37.14 | (-1.19) | -12.50 k | -36.80 | (-0.85) | 12.50 k |
| 12.50 kHz | 50.00 kHz | 100.0 Hz | -36.75 | (-17.74) | -12.50 k | -36.40 | (-17.39) | 29.95 k |
| 50.00 kHz | 100.0 kHz | 100.0 Hz | --- | (---) | --- | --- | (---) | --- |
| 99.90 kHz | 100.0 kHz | 100.0 Hz | --- | (---) | --- | --- | (---) | --- |
| 99.90 kHz | 100.0 kHz | 100.0 kHz | --- | (---) | --- | --- | (---) | --- |
| 12.50 MHz | 15.00 MHz | 1.000 MHz | --- | (---) | --- | --- | (---) | --- |
| 12.50 MHz | 15.00 MHz | 1.000 MHz | --- | (---) | --- | --- | (---) | --- |



This document shall not be reproduced or utilized in any form or by any means, electronic or mechanical, including photocopying and microfilm, without permission in writing from LabTest Certification Inc.

CQPSK 157.47 MHz - Mask E

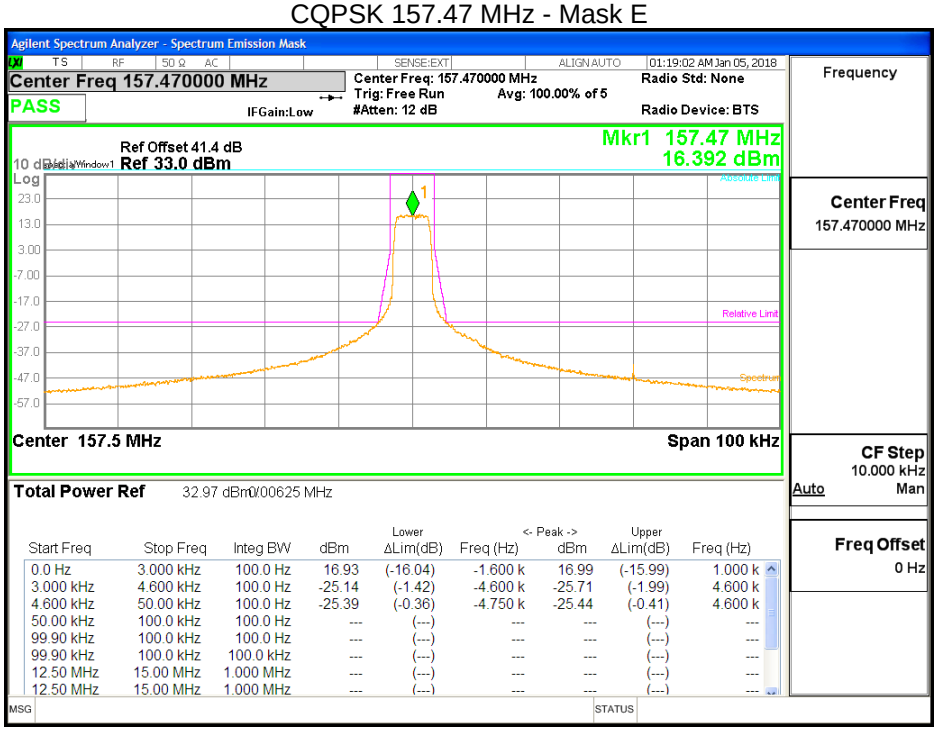


HDQPSK 157.47 MHz - Mask D

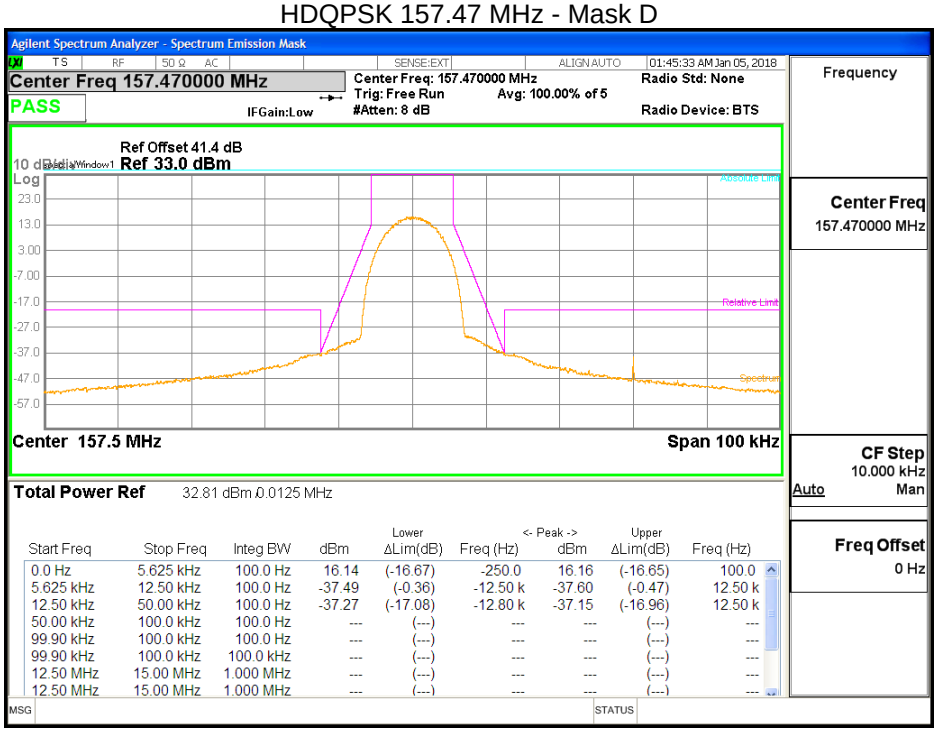




This document shall not be reproduced or utilized in any form or by any means, electronic or mechanical, including photocopying and microfilm, without permission in writing from LabTest Certification Inc.

C4FM 173.39625 MHz - Mask D

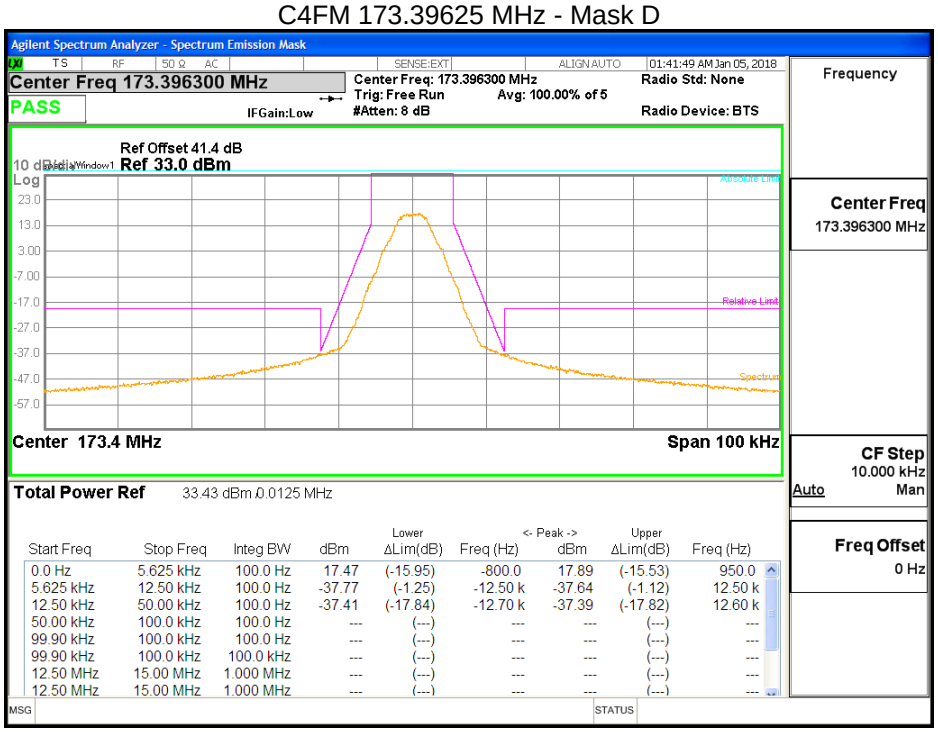


| Start Freq | Stop Freq | Integ BW | dBm | Lower ΔLim(dB) | Freq (Hz) | <- Peak -> dBm | Upper ΔLim(dB) | Freq (Hz) |
|---|---|---|---|---|---|---|---|---|
| 0.0 Hz | 5.625 kHz | 100.0 Hz | 17.47 | (-15.95) | -800.0 | 17.89 | (-15.53) | 950.0 |
| 5.625 kHz | 12.50 kHz | 100.0 Hz | -37.77 | (-1.25) | -12.50 k | -37.64 | (-1.12) | 12.50 k |
| 12.50 kHz | 50.00 kHz | 100.0 Hz | -37.41 | (-17.84) | -12.70 k | -37.39 | (-17.82) | 12.60 k |
| 50.00 kHz | 100.0 kHz | 100.0 Hz | --- | (---) | --- | --- | (---) | --- |
| 99.90 kHz | 100.0 kHz | 100.0 Hz | --- | (---) | --- | --- | (---) | --- |
| 99.90 kHz | 100.0 kHz | 100.0 kHz | --- | (---) | --- | --- | (---) | --- |
| 12.50 MHz | 15.00 MHz | 1.000 MHz | --- | (---) | --- | --- | (---) | --- |
| 12.50 MHz | 15.00 MHz | 1.000 MHz | --- | (---) | --- | --- | (---) | --- |

CQPSK 173. 39625MHz - Mask E

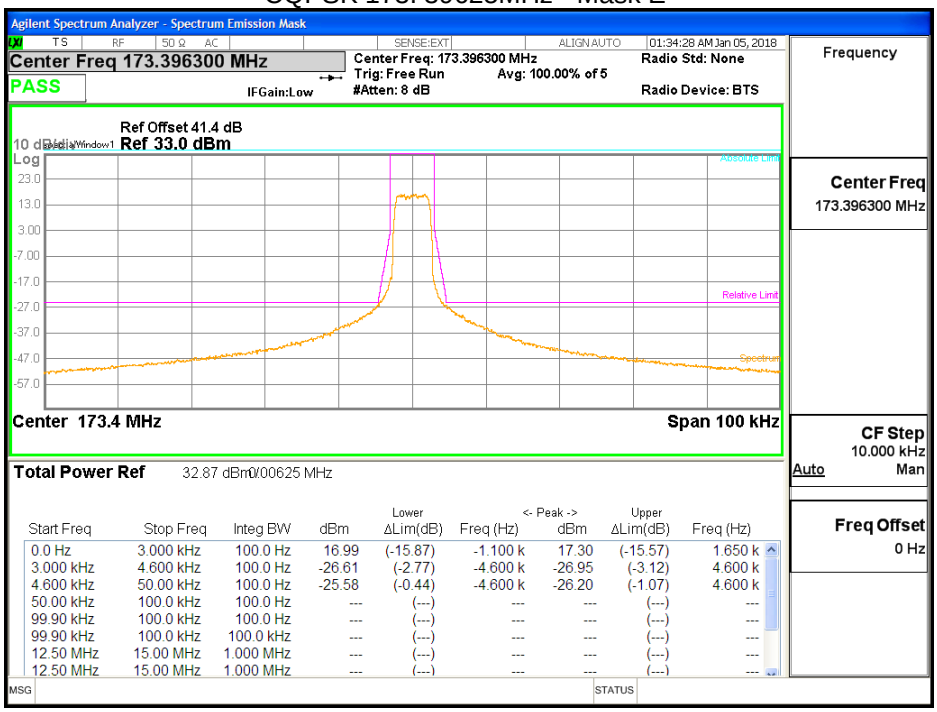


| Start Freq | Stop Freq | Integ BW | dBm | Lower ΔLim(dB) | Freq (Hz) | <- Peak -> dBm | Upper ΔLim(dB) | Freq (Hz) |
|---|---|---|---|---|---|---|---|---|
| 0.0 Hz | 3.000 kHz | 100.0 Hz | 16.99 | (-15.87) | -1.100 k | 17.30 | (-15.57) | 1.650 k |
| 3.000 kHz | 4.600 kHz | 100.0 Hz | -26.61 | (-2.77) | -4.600 k | -26.95 | (-3.12) | 4.600 k |
| 4.600 kHz | 50.00 kHz | 100.0 Hz | -25.58 | (-0.44) | -4.600 k | -26.20 | (-1.07) | 4.600 k |
| 50.00 kHz | 100.0 kHz | 100.0 Hz | --- | (---) | --- | --- | (---) | --- |
| 99.90 kHz | 100.0 kHz | 100.0 Hz | --- | (---) | --- | --- | (---) | --- |
| 99.90 kHz | 100.0 kHz | 100.0 kHz | --- | (---) | --- | --- | (---) | --- |
| 12.50 MHz | 15.00 MHz | 1.000 MHz | --- | (---) | --- | --- | (---) | --- |
| 12.50 MHz | 15.00 MHz | 1.000 MHz | --- | (---) | --- | --- | (---) | --- |



This document shall not be reproduced or utilized in any form or by any means, electronic or mechanical, including photocopying and microfilm, without permission in writing from LabTest Certification Inc.

HDQPSK 173.39625 MHz - Mask D

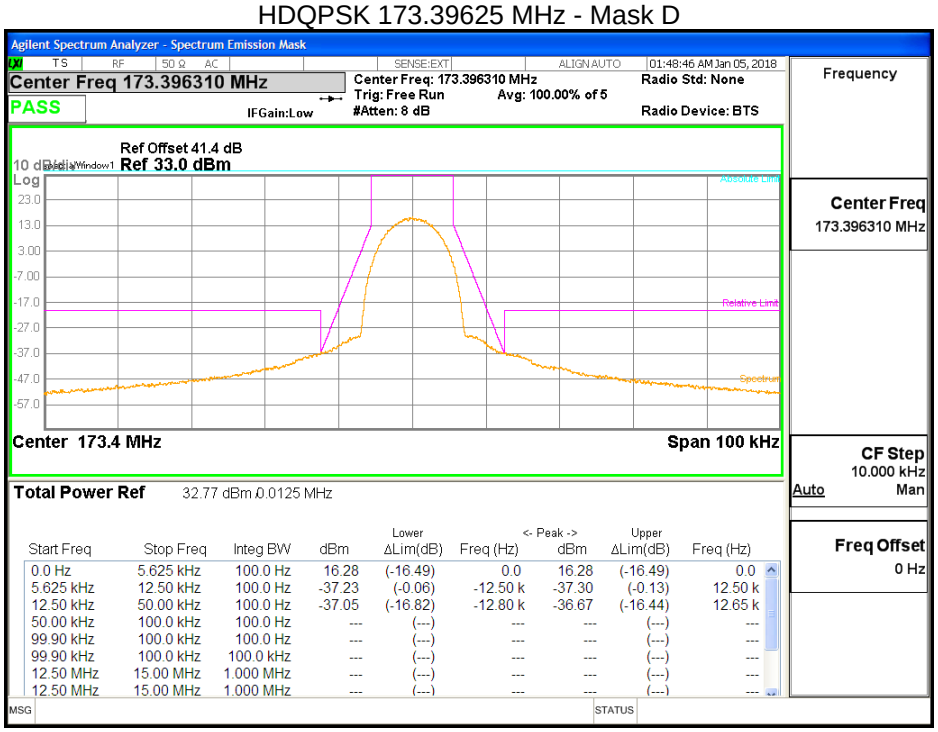


| Start Freq | Stop Freq | Integ BW | dBm | Lower ΔLim(dB) | Freq (Hz) | <- Peak -> dBm | Upper ΔLim(dB) | Freq (Hz) |
|---|---|---|---|---|---|---|---|---|
| 0.0 Hz | 5.625 kHz | 100.0 Hz | 16.28 | (-16.49) | 0.0 | 16.28 | (-16.49) | 0.0 |
| 5.625 kHz | 12.50 kHz | 100.0 Hz | -37.23 | (-0.06) | -12.50 k | -37.30 | (-0.13) | 12.50 k |
| 12.50 kHz | 50.00 kHz | 100.0 Hz | -37.05 | (-16.82) | -12.80 k | -36.67 | (-16.44) | 12.65 k |
| 50.00 kHz | 100.0 kHz | 100.0 Hz | --- | (---) | --- | --- | (---) | --- |
| 99.90 kHz | 100.0 kHz | 100.0 Hz | --- | (---) | --- | --- | (---) | --- |
| 99.90 kHz | 100.0 kHz | 100.0 kHz | --- | (---) | --- | --- | (---) | --- |
| 12.50 MHz | 15.00 MHz | 1.000 MHz | --- | (---) | --- | --- | (---) | --- |
| 12.50 MHz | 15.00 MHz | 1.000 MHz | --- | (---) | --- | --- | (---) | --- |

C4FM 450.025 MHz - Mask D

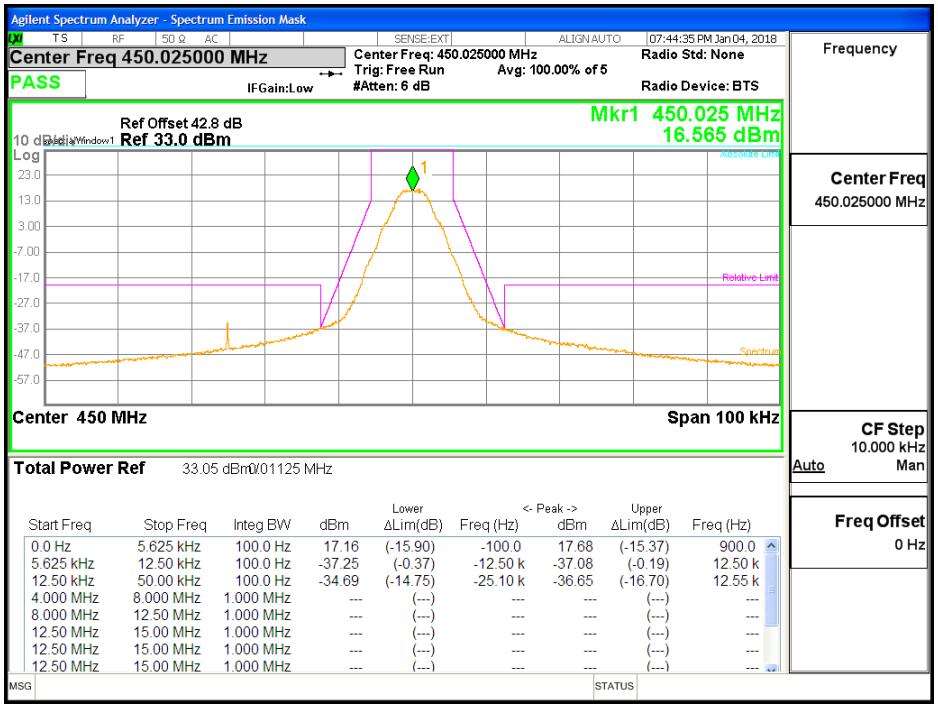


| Start Freq | Stop Freq | Integ BW | dBm | Lower ΔLim(dB) | Freq (Hz) | <- Peak -> dBm | Upper ΔLim(dB) | Freq (Hz) |
|---|---|---|---|---|---|---|---|---|
| 0.0 Hz | 5.625 kHz | 100.0 Hz | 17.16 | (-15.90) | -100.0 | 17.68 | (-15.37) | 900.0 |
| 5.625 kHz | 12.50 kHz | 100.0 Hz | -37.25 | (-0.37) | -12.50 k | -37.08 | (-0.19) | 12.50 k |
| 12.50 kHz | 50.00 kHz | 100.0 Hz | -34.69 | (-14.75) | -25.10 k | -36.65 | (-16.70) | 12.55 k |
| 4.000 MHz | 8.000 MHz | 1.000 MHz | --- | (---) | --- | --- | (---) | --- |
| 8.000 MHz | 12.50 MHz | 1.000 MHz | --- | (---) | --- | --- | (---) | --- |
| 12.50 MHz | 15.00 MHz | 1.000 MHz | --- | (---) | --- | --- | (---) | --- |
| 12.50 MHz | 15.00 MHz | 1.000 MHz | --- | (---) | --- | --- | (---) | --- |
| 12.50 MHz | 15.00 MHz | 1.000 MHz | --- | (---) | --- | --- | (---) | --- |



This document shall not be reproduced or utilized in any form or by any means, electronic or mechanical, including photocopying and microfilm, without permission in writing from LabTest Certification Inc.

CQPSK 450.025 MHz - Mask E

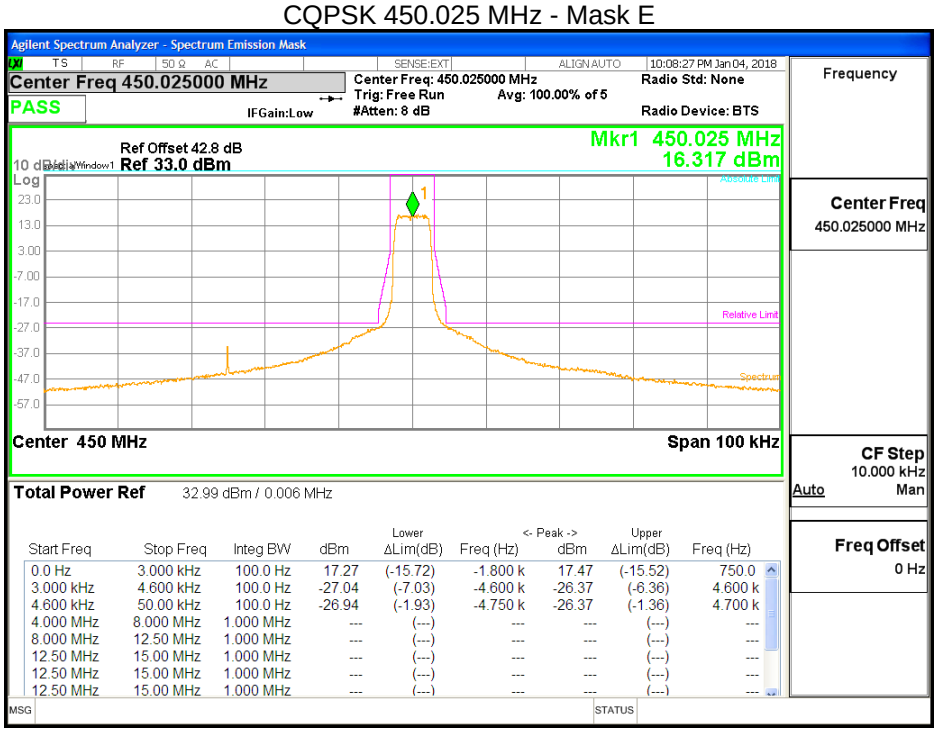


| Start Freq | Stop Freq | Integ BW | dBm | Lower ΔLim(dB) | Freq (Hz) | <- Peak -> dBm | Upper ΔLim(dB) | Freq (Hz) |
|---|---|---|---|---|---|---|---|---|
| 0.0 Hz | 3.000 kHz | 100.0 Hz | 17.27 | (-15.72) | -1.800 k | 17.47 | (-15.52) | 750.0 |
| 3.000 kHz | 4.600 kHz | 100.0 Hz | -27.04 | (-7.03) | -4.600 k | -26.37 | (-6.36) | 4.600 k |
| 4.600 kHz | 50.00 kHz | 100.0 Hz | -26.94 | (-1.93) | -4.750 k | -26.37 | (-1.36) | 4.700 k |
| 4.000 MHz | 8.000 MHz | 1.000 MHz | --- | (---) | --- | --- | (---) | --- |
| 8.000 MHz | 12.50 MHz | 1.000 MHz | --- | (---) | --- | --- | (---) | --- |
| 12.50 MHz | 15.00 MHz | 1.000 MHz | --- | (---) | --- | --- | (---) | --- |
| 12.50 MHz | 15.00 MHz | 1.000 MHz | --- | (---) | --- | --- | (---) | --- |
| 12.50 MHz | 15.00 MHz | 1.000 MHz | --- | (---) | --- | --- | (---) | --- |

HDQPSK 450.025 MHz - Mask D

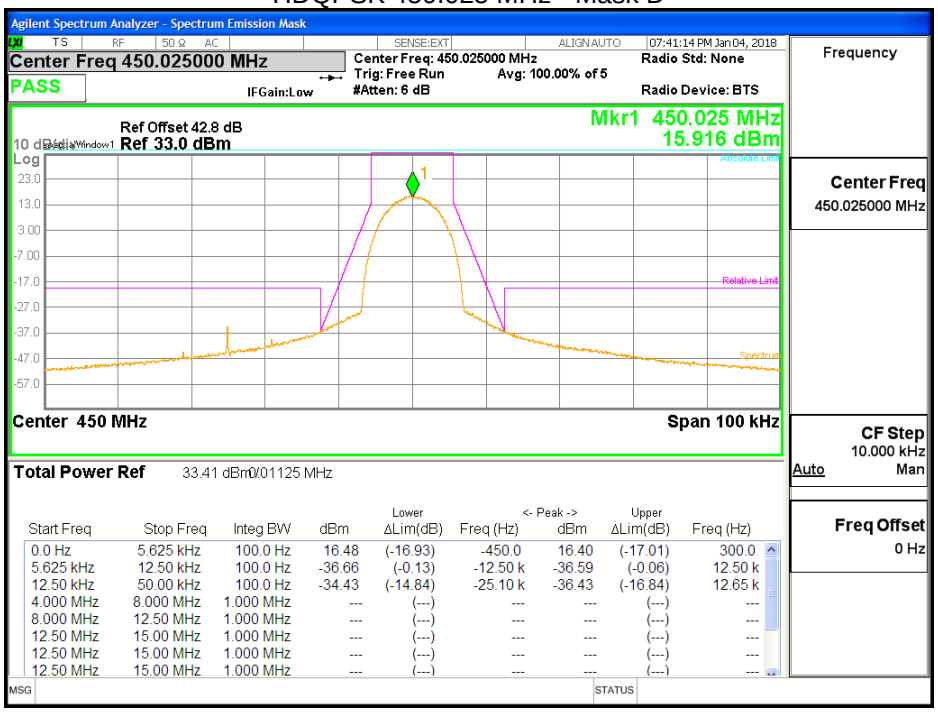


| Start Freq | Stop Freq | Integ BW | dBm | Lower ΔLim(dB) | Freq (Hz) | <- Peak -> dBm | Upper ΔLim(dB) | Freq (Hz) |
|---|---|---|---|---|---|---|---|---|
| 0.0 Hz | 5.625 kHz | 100.0 Hz | 16.48 | (-16.93) | -450.0 | 16.40 | (-17.01) | 300.0 |
| 5.625 kHz | 12.50 kHz | 100.0 Hz | -36.66 | (-0.13) | -12.50 k | -36.59 | (-0.06) | 12.50 k |
| 12.50 kHz | 50.00 kHz | 100.0 Hz | -34.43 | (-14.84) | -25.10 k | -36.43 | (-16.84) | 12.65 k |
| 4.000 MHz | 8.000 MHz | 1.000 MHz | --- | (---) | --- | --- | (---) | --- |
| 8.000 MHz | 12.50 MHz | 1.000 MHz | --- | (---) | --- | --- | (---) | --- |
| 12.50 MHz | 15.00 MHz | 1.000 MHz | --- | (---) | --- | --- | (---) | --- |
| 12.50 MHz | 15.00 MHz | 1.000 MHz | --- | (---) | --- | --- | (---) | --- |
| 12.50 MHz | 15.00 MHz | 1.000 MHz | --- | (---) | --- | --- | (---) | --- |



This document shall not be reproduced or utilized in any form or by any means, electronic or mechanical, including photocopying and microfilm, without permission in writing from LabTest Certification Inc.

C4FM 481 MHz - Mask D

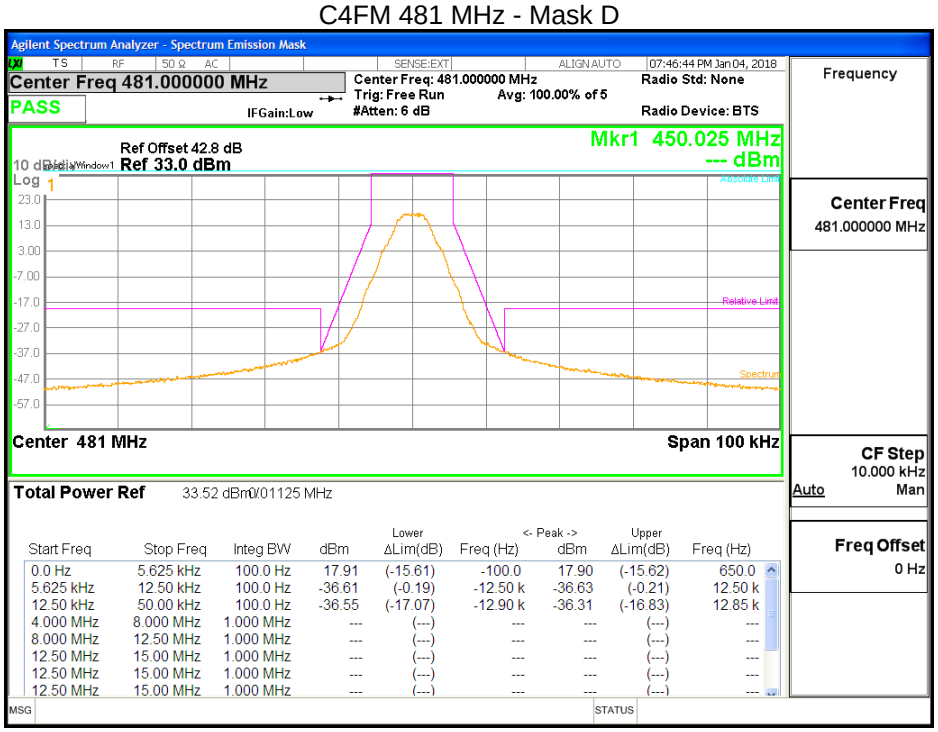


| Start Freq | Stop Freq | Integ BW | dBm | Lower ΔLim(dB) | Freq (Hz) | <- Peak -> dBm | Upper ΔLim(dB) | Freq (Hz) |
|---|---|---|---|---|---|---|---|---|
| 0.0 Hz | 5.625 kHz | 100.0 Hz | 17.91 | (-15.61) | -100.0 | 17.90 | (-15.62) | 650.0 |
| 5.625 kHz | 12.50 kHz | 100.0 Hz | -36.61 | (-0.19) | -12.50 k | -36.63 | (-0.21) | 12.50 k |
| 12.50 kHz | 50.00 kHz | 100.0 Hz | -36.55 | (-17.07) | -12.90 k | -36.31 | (-16.83) | 12.85 k |
| 4.000 MHz | 8.000 MHz | 1.000 MHz | --- | (---) | --- | --- | (---) | --- |
| 8.000 MHz | 12.50 MHz | 1.000 MHz | --- | (---) | --- | --- | (---) | --- |
| 12.50 MHz | 15.00 MHz | 1.000 MHz | --- | (---) | --- | --- | (---) | --- |
| 12.50 MHz | 15.00 MHz | 1.000 MHz | --- | (---) | --- | --- | (---) | --- |
| 12.50 MHz | 15.00 MHz | 1.000 MHz | --- | (---) | --- | --- | (---) | --- |

CQPSK 481 MHz - Mask E

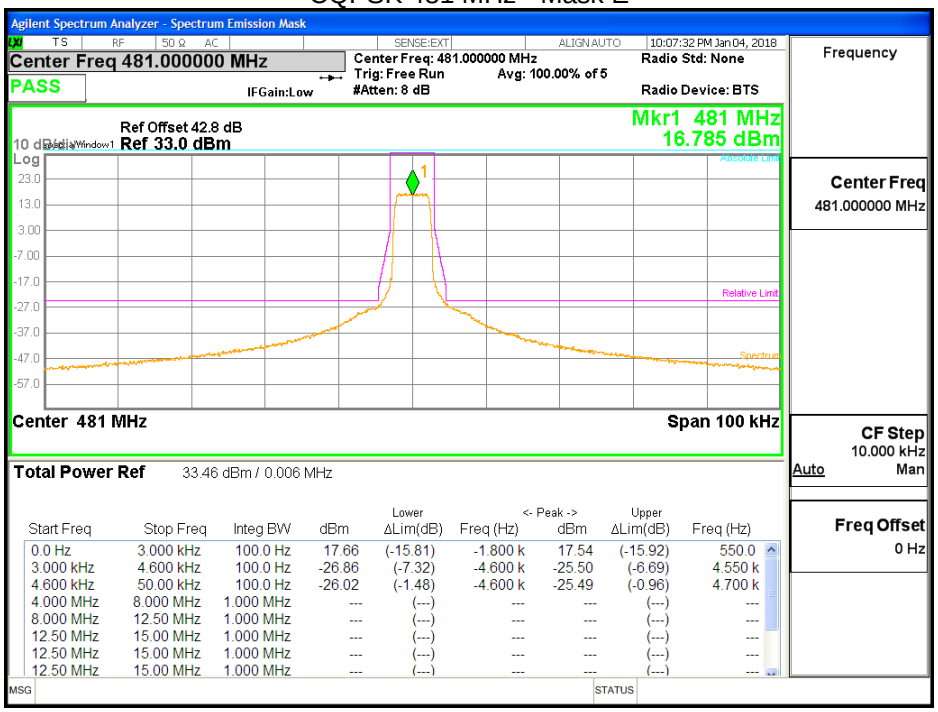


| Start Freq | Stop Freq | Integ BW | dBm | Lower ΔLim(dB) | Freq (Hz) | <- Peak -> dBm | Upper ΔLim(dB) | Freq (Hz) |
|---|---|---|---|---|---|---|---|---|
| 0.0 Hz | 3.000 kHz | 100.0 Hz | 17.66 | (-15.81) | -1.800 k | 17.54 | (-15.92) | 550.0 |
| 3.000 kHz | 4.600 kHz | 100.0 Hz | -26.86 | (-7.32) | -4.600 k | -25.50 | (-6.69) | 4.550 k |
| 4.600 kHz | 50.00 kHz | 100.0 Hz | -26.02 | (-1.48) | -4.600 k | -25.49 | (-0.96) | 4.700 k |
| 4.000 MHz | 8.000 MHz | 1.000 MHz | --- | (---) | --- | --- | (---) | --- |
| 8.000 MHz | 12.50 MHz | 1.000 MHz | --- | (---) | --- | --- | (---) | --- |
| 12.50 MHz | 15.00 MHz | 1.000 MHz | --- | (---) | --- | --- | (---) | --- |
| 12.50 MHz | 15.00 MHz | 1.000 MHz | --- | (---) | --- | --- | (---) | --- |
| 12.50 MHz | 15.00 MHz | 1.000 MHz | --- | (---) | --- | --- | (---) | --- |



This document shall not be reproduced or utilized in any form or by any means, electronic or mechanical, including photocopying and microfilm, without permission in writing from LabTest Certification Inc.

HDQPSK 481 MHz - Mask D

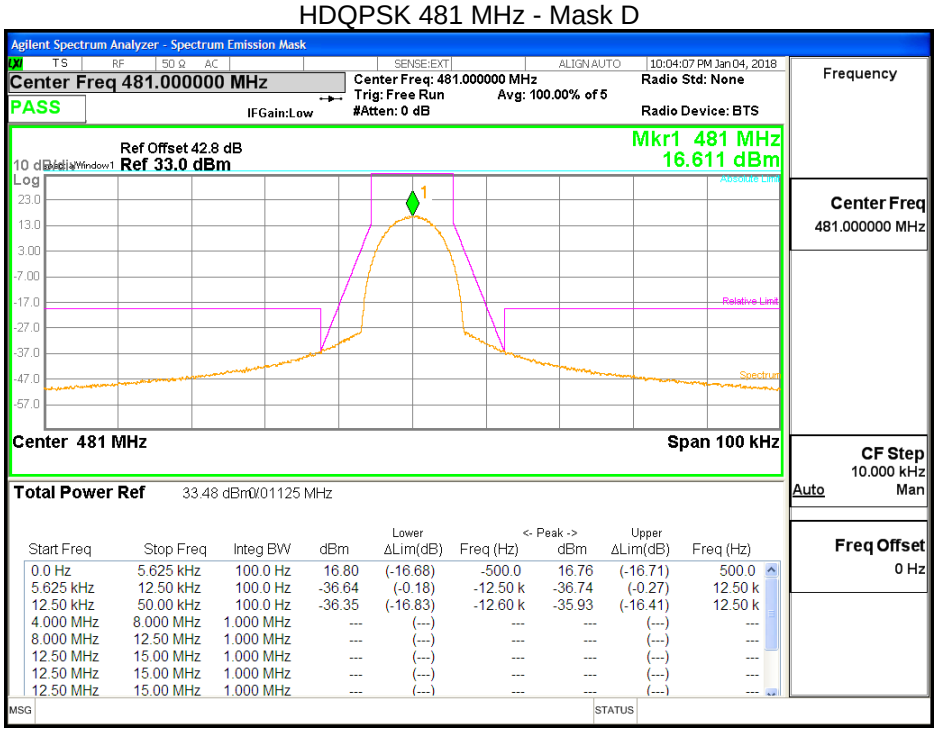


| Start Freq | Stop Freq | Integ BW | dBm | Lower ΔLim(dB) | Freq (Hz) | <- Peak -> dBm | ΔLim(dB) | Upper Freq (Hz) |
|---|---|---|---|---|---|---|---|---|
| 0.0 Hz | 5.625 kHz | 100.0 Hz | 16.80 | (-16.68) | -500.0 | 16.76 | (-16.71) | 500.0 |
| 5.625 kHz | 12.50 kHz | 100.0 Hz | -36.64 | (-0.18) | -12.50 k | -36.74 | (-0.27) | 12.50 k |
| 12.50 kHz | 50.00 kHz | 100.0 Hz | -36.35 | (-16.83) | -12.60 k | -35.93 | (-16.41) | 12.50 k |
| 4.000 MHz | 8.000 MHz | 1.000 MHz | --- | (---) | --- | --- | (---) | --- |
| 8.000 MHz | 12.50 MHz | 1.000 MHz | --- | (---) | --- | --- | (---) | --- |
| 12.50 MHz | 15.00 MHz | 1.000 MHz | --- | (---) | --- | --- | (---) | --- |
| 12.50 MHz | 15.00 MHz | 1.000 MHz | --- | (---) | --- | --- | (---) | --- |
| 12.50 MHz | 15.00 MHz | 1.000 MHz | --- | (---) | --- | --- | (---) | --- |

C4FM 511.975 MHz - Mask D

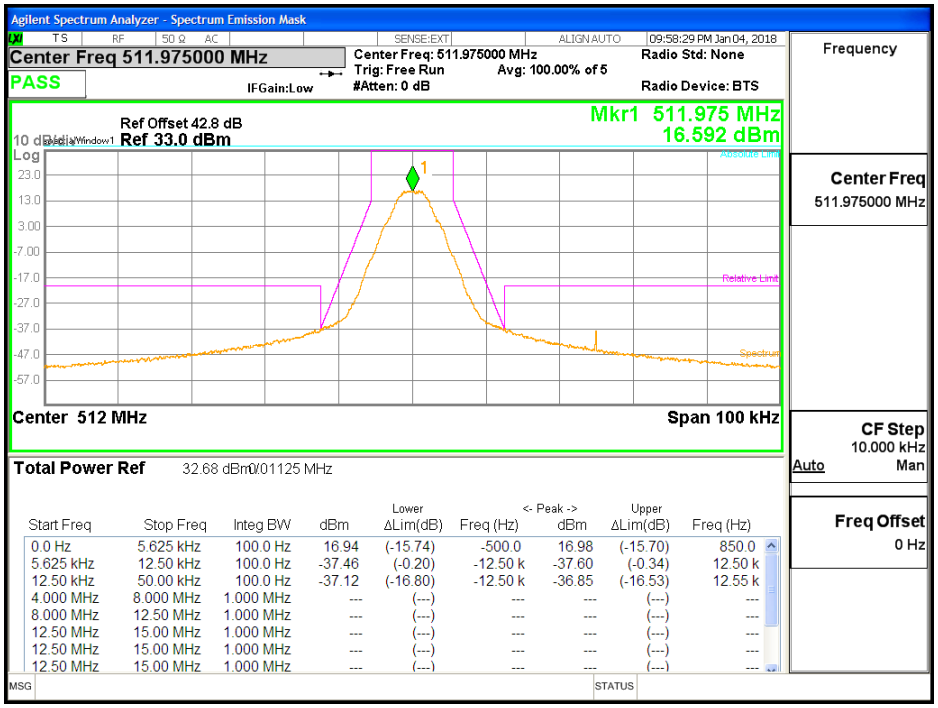


| Start Freq | Stop Freq | Integ BW | dBm | Lower ΔLim(dB) | Freq (Hz) | <- Peak -> dBm | ΔLim(dB) | Upper Freq (Hz) |
|---|---|---|---|---|---|---|---|---|
| 0.0 Hz | 5.625 kHz | 100.0 Hz | 16.94 | (-15.74) | -500.0 | 16.98 | (-15.70) | 850.0 |
| 5.625 kHz | 12.50 kHz | 100.0 Hz | -37.46 | (-0.20) | -12.50 k | -37.60 | (-0.34) | 12.50 k |
| 12.50 kHz | 50.00 kHz | 100.0 Hz | -37.12 | (-16.80) | -12.50 k | -36.85 | (-16.53) | 12.55 k |
| 4.000 MHz | 8.000 MHz | 1.000 MHz | --- | (---) | --- | --- | (---) | --- |
| 8.000 MHz | 12.50 MHz | 1.000 MHz | --- | (---) | --- | --- | (---) | --- |
| 12.50 MHz | 15.00 MHz | 1.000 MHz | --- | (---) | --- | --- | (---) | --- |
| 12.50 MHz | 15.00 MHz | 1.000 MHz | --- | (---) | --- | --- | (---) | --- |
| 12.50 MHz | 15.00 MHz | 1.000 MHz | --- | (---) | --- | --- | (---) | --- |



This document shall not be reproduced or utilized in any form or by any means, electronic or mechanical, including photocopying and microfilm, without permission in writing from LabTest Certification Inc.

CQPSK 511.975 MHz - Mask E

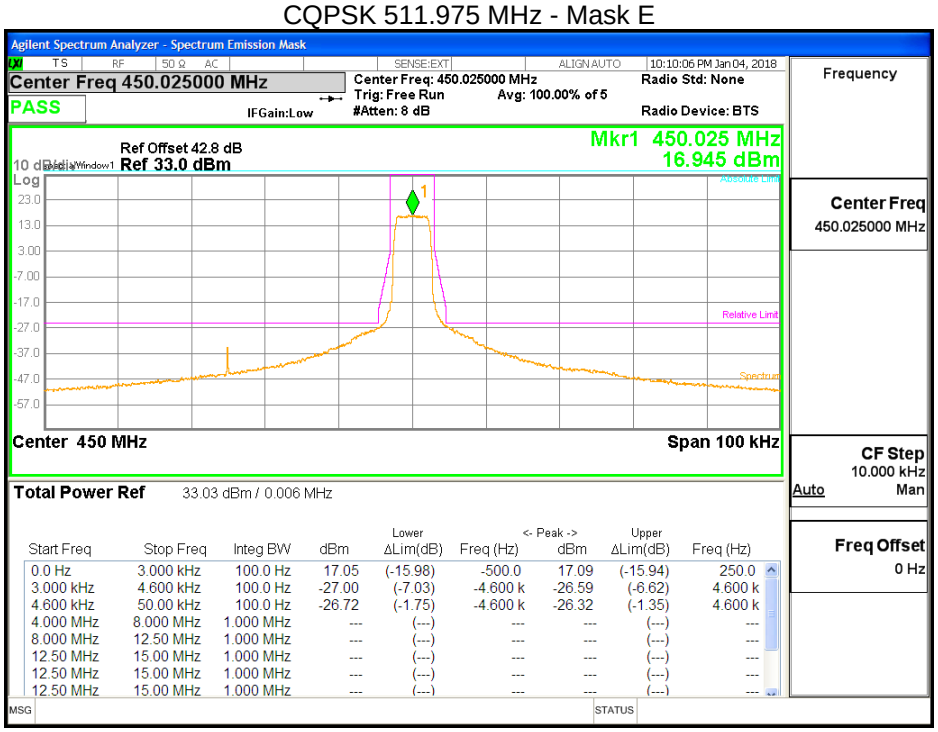


| Start Freq | Stop Freq | Integ BW | dBm | Lower ΔLim(dB) | Freq (Hz) | <- Peak -> dBm | Upper ΔLim(dB) | Freq (Hz) |
|---|---|---|---|---|---|---|---|---|
| 0.0 Hz | 3.000 kHz | 100.0 Hz | 17.05 | (-15.98) | -500.0 | 17.09 | (-15.94) | 250.0 |
| 3.000 kHz | 4.600 kHz | 100.0 Hz | -27.00 | (-7.03) | -4.600 k | -26.59 | (-6.62) | 4.600 k |
| 4.600 kHz | 50.00 kHz | 100.0 Hz | -26.72 | (-1.75) | -4.600 k | -26.32 | (-1.35) | 4.600 k |
| 4.000 MHz | 8.000 MHz | 1.000 MHz | --- | (---) | --- | --- | (---) | --- |
| 8.000 MHz | 12.50 MHz | 1.000 MHz | --- | (---) | --- | --- | (---) | --- |
| 12.50 MHz | 15.00 MHz | 1.000 MHz | --- | (---) | --- | --- | (---) | --- |
| 12.50 MHz | 15.00 MHz | 1.000 MHz | --- | (---) | --- | --- | (---) | --- |
| 12.50 MHz | 15.00 MHz | 1.000 MHz | --- | (---) | --- | --- | (---) | --- |

HDQPSK 511.975 MHz - Mask D

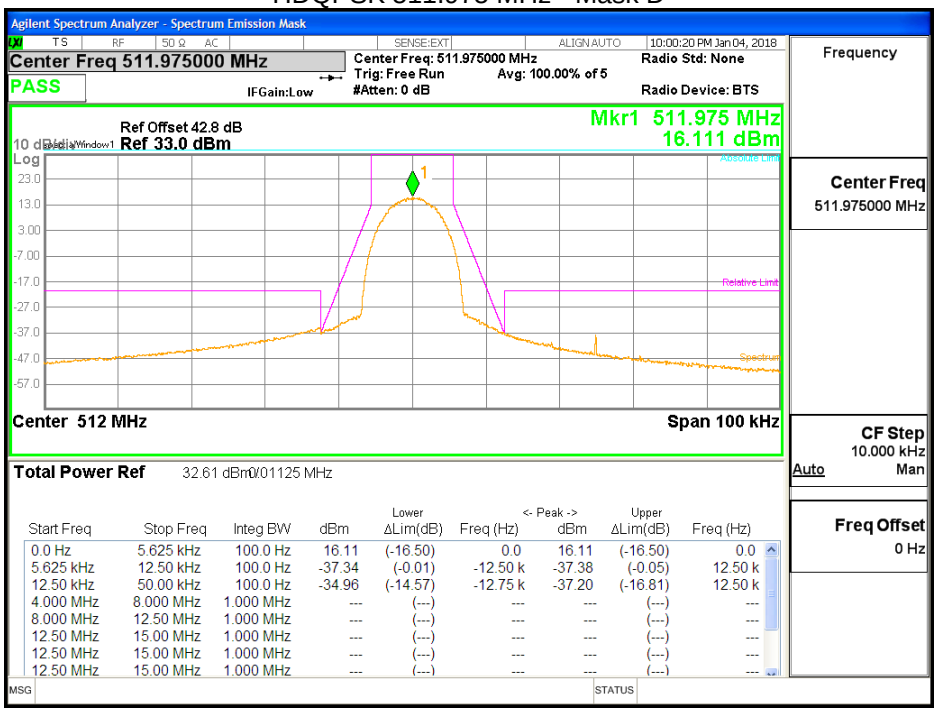


| Start Freq | Stop Freq | Integ BW | dBm | Lower ΔLim(dB) | Freq (Hz) | <- Peak -> dBm | Upper ΔLim(dB) | Freq (Hz) |
|---|---|---|---|---|---|---|---|---|
| 0.0 Hz | 5.625 kHz | 100.0 Hz | 16.11 | (-16.50) | 0.0 | 16.11 | (-16.50) | 0.0 |
| 5.625 kHz | 12.50 kHz | 100.0 Hz | -37.34 | (-0.01) | -12.50 k | -37.38 | (-0.05) | 12.50 k |
| 12.50 kHz | 50.00 kHz | 100.0 Hz | -34.96 | (-14.57) | -12.75 k | -37.20 | (-16.81) | 12.50 k |
| 4.000 MHz | 8.000 MHz | 1.000 MHz | --- | (---) | --- | --- | (---) | --- |
| 8.000 MHz | 12.50 MHz | 1.000 MHz | --- | (---) | --- | --- | (---) | --- |
| 12.50 MHz | 15.00 MHz | 1.000 MHz | --- | (---) | --- | --- | (---) | --- |
| 12.50 MHz | 15.00 MHz | 1.000 MHz | --- | (---) | --- | --- | (---) | --- |
| 12.50 MHz | 15.00 MHz | 1.000 MHz | --- | (---) | --- | --- | (---) | --- |



This document shall not be reproduced or utilized in any form or by any means, electronic or mechanical, including photocopying and microfilm, without permission in writing from LabTest Certification Inc.

## Frequency Stability

The hdHost and hd30 are sychronized to the same reference clock. Therefore there is no frequency error after down and up frequency conversion are performed.

The frequency stability check is not applicable to the EUT.



This document shall not be reproduced or utilized in any form or by any means, electronic or mechanical, including photocopying and microfilm, without permission in writing from LabTest Certification Inc.

## Passband Gain and Bandwidth & Out of Band Rejection

| | | | |
|---|---|---|---|
| Governing Doc | FCC KDB 935210 D05 Indus Booster Basic Meas v01r02: October, 2017 RSS-131 Sec 6.1 | Room Temperature (°C) | 24 |
| Test Procedure | ANSI/TIA-603- E-2016; FCC KDB 935210 D05 Indus Booster Basic Meas v01r02: October, 2017 RSS-131 Sec 4.2 | Relative Humidity (%) | 33.9 |
| Test Location | Burnaby | Barometric Pressure (kPa) | 101.3 |
| Test Engineer | Sophie Piao/Jeremy Lee | Date | Jan 04, 2018 |
| EUT Voltage | ☒ DC | ☐ 120VAC @ 60Hz | |

| Test Equipment Used | Manufacturer | Model | Serial Number | Calibration | Calibration due |
|---|---|---|---|---|---|
| Signal Generator | Keysight | N5172B | MY53050270 | 08/04/17 | 08/04/18 |
| Spectrum Analyzer | Keysight | N9010A | MY50520285 | 08/07/17 | 08/07/18 |
| 40dB Attenuator | Aeroflex Winschel | 58-40-43 | n/p | CVP | CVP |

Note) CVP = Calibration Verification Performed internally, n/p = not provided.

| | |
|---|---|
| Frequency Range: | ☒ Product Passband ± 250% |
| Detector: | ☒ Peak |
| RBW/VBW: | ☒0.1% of 5 times of passband bandwidth |
| Type of Facility: | ☒ Tabletop |
| Distance: | ☒ Direct |

Compliant ☒ Non-Compliant ☐ Not Applicable ☐



This document shall not be reproduced or utilized in any form or by any means, electronic or mechanical, including photocopying and microfilm, without permission in writing from LabTest Certification Inc.

***Test setup***

| Description of test set-up: |
|---|
| The procedure used was ANSI/TIA-603-E-2016 and FCC KDB 935210 D05 Indus Booster Basic Meas v01r02. The signal booster was set to maximum gain. A swept CW signal was set to the range of ±250 % of the product pass band. The CW ampltitude was set to 3 dB below the AGC threshold so that the ALC should not activate throughout the test.<br>After the max-hold sweep trace was completed, a marker was set to the peak amplitude, and a 20dB bandwidth was measured between two additional markers fall 20 dB from the peak.<br>The EUT was set to **Operation Mode #1 with configuration Mode #1.** |

**Results**

150 MHz Band

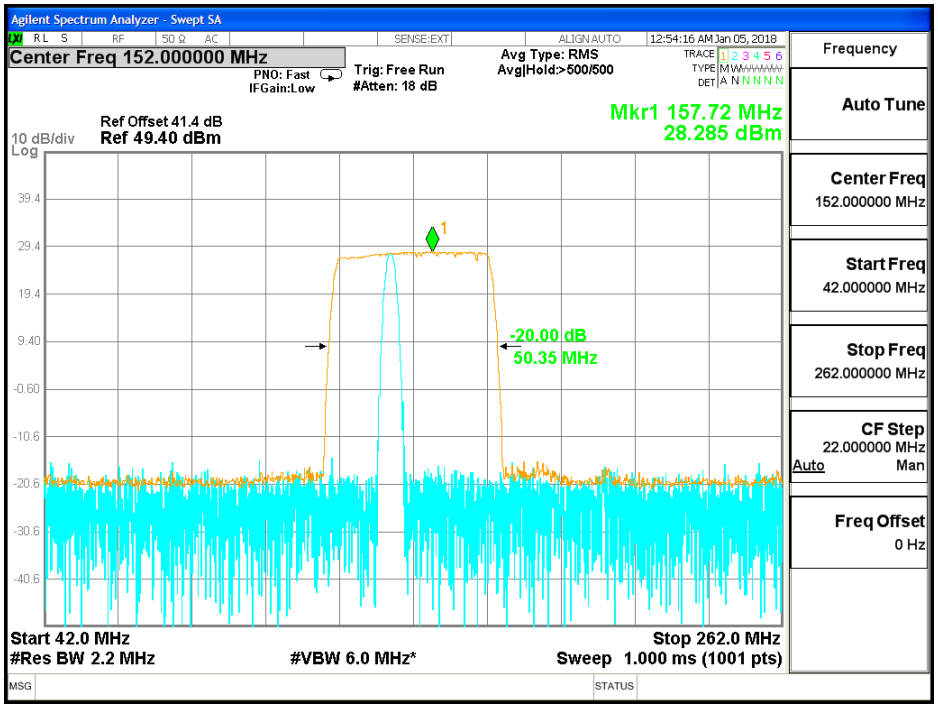




This document shall not be reproduced or utilized in any form or by any means, electronic or mechanical, including photocopying and microfilm, without permission in writing from LabTest Certification Inc.

450 MHz Band

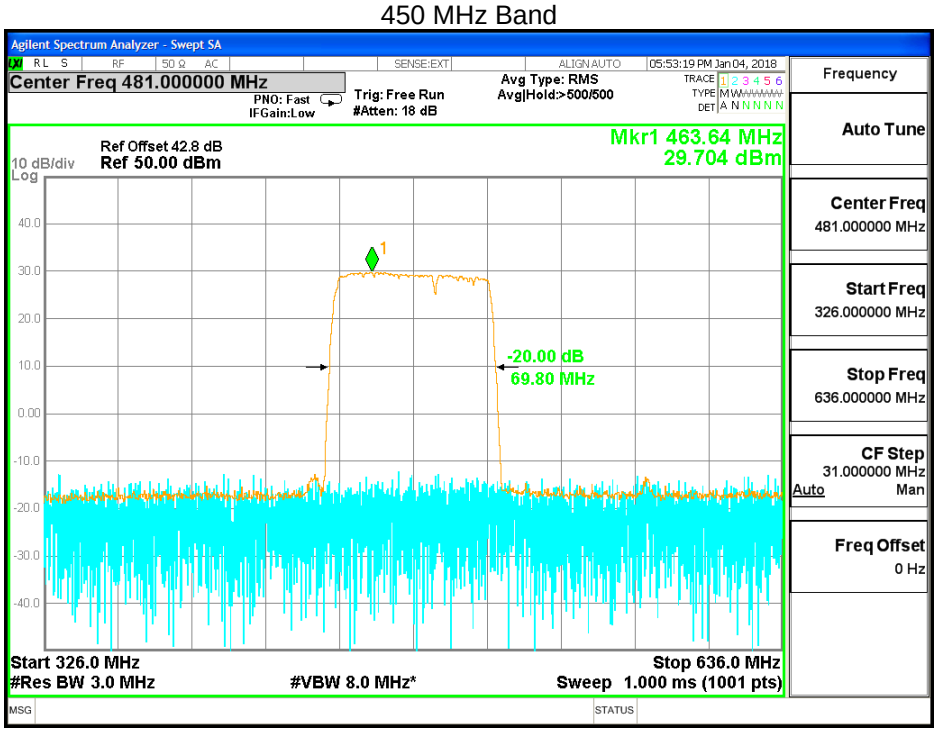




This document shall not be reproduced or utilized in any form or by any means, electronic or mechanical, including photocopying and microfilm, without permission in writing from LabTest Certification Inc.

## Intermodulation

| | | | |
|---|---|---|---|
| Governing Doc | FCC Part 90.219 | Room Temperature (°C) | 24 |
| Test Procedure | ANSI/TIA-603- E-2016; FCC KDB 935210 D05 Indus Booster Basic Meas v01r02: October, 2017 | Relative Humidity (%) | 33.9 |
| Test Location | Burnaby | Barometric Pressure (kPa) | 101.3 |
| Test Engineer | Sophie Piao/Jeremy Lee | Date | Jan 04, 2018 |
| EUT Voltage | ☒ DC | ☐ 120VAC @ 60Hz | |

| Test Equipment Used | Manufacturer | Model | Serial Number | Calibration | Calibration due |
|---|---|---|---|---|---|
| Signal Generator | Keysight | N5172B | MY53050270 | 08/04/17 | 08/04/18 |
| Spectrum Analyzer | Keysight | N9010A | MY50520285 | 08/07/17 | 08/07/18 |
| 40dB Attenuator | Aeroflex Winschel | 58-40-43 | n/p | CVP | CVP |

Note) CVP = Calibration Verification Performed internally, n/p = not provided.

| | |
|---|---|
| Frequency Range: | ☒ Max Gain Frequency ± 50kHz |
| Detector: | ☒ Average |
| RBW/VBW: | ☒100/910Hz |
| Type of Facility: | ☒ Tabletop |
| Distance: | ☒ Direct |

The intermodulation product of 2 tone is below the -13dBm emission limit with input power
- 0.5dBm below AGC threshold and
- 3 dB above AGC threshold

Compliant ☒ Non-Compliant ☐ Not Applicable ☐



This document shall not be reproduced or utilized in any form or by any means, electronic or mechanical, including photocopying and microfilm, without permission in writing from LabTest Certification Inc.

***Test setup***

| Description of test set-up: |
| --- |
| The procedure used was ANSI/TIA-603-E-2016. Two tones (CW) method was used. The input power to the amplifier was set at maximum drive level by combining the two tones. The two tones were chosen in such a way (1) the third order intermodulation product frequencies are located within the pass band of the DUT and (2) they produce the worst-case emissions out of band. All signals were modulated.<br>Based on FCC KDB 935210 D05 Indus Booster Basic Meas v01r02: 2017, the two tone was located on either side of the maximum gain frequence in the passing band, and separated with the available spacing, which is 12.5kHz in 150 MHz band and 450 MHz band.<br>Measurements were performed with modulated -tone at identical input amplitude which produced integrated maximum rated output power.<br><br>The EUT was set to **Operation Mode #1 with configuration Mode #1.** |

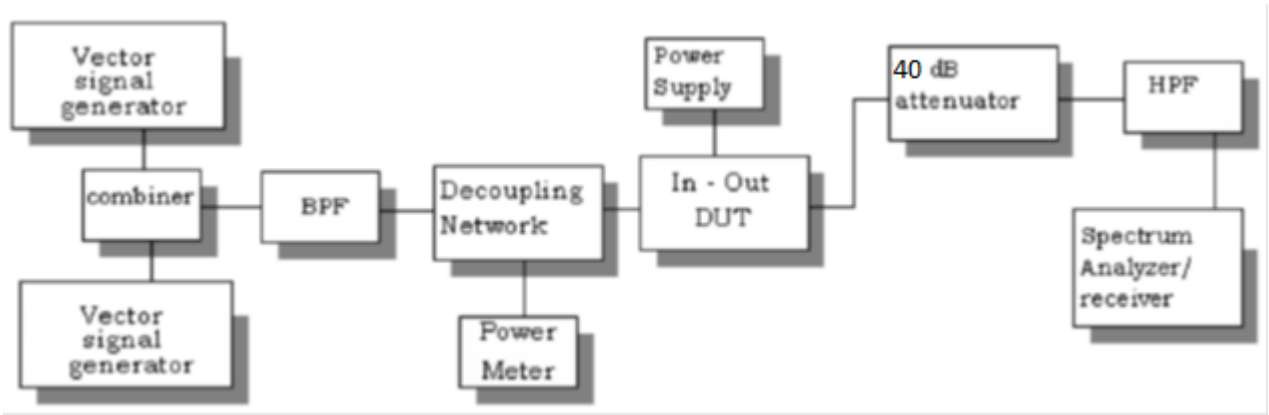




This document shall not be reproduced or utilized in any form or by any means, electronic or mechanical, including photocopying and microfilm, without permission in writing from LabTest Certification Inc.

**Results**

On the maximum gain channel 150.8125 MHz:

**At Input Power 0.5 dB below AGC threshold**

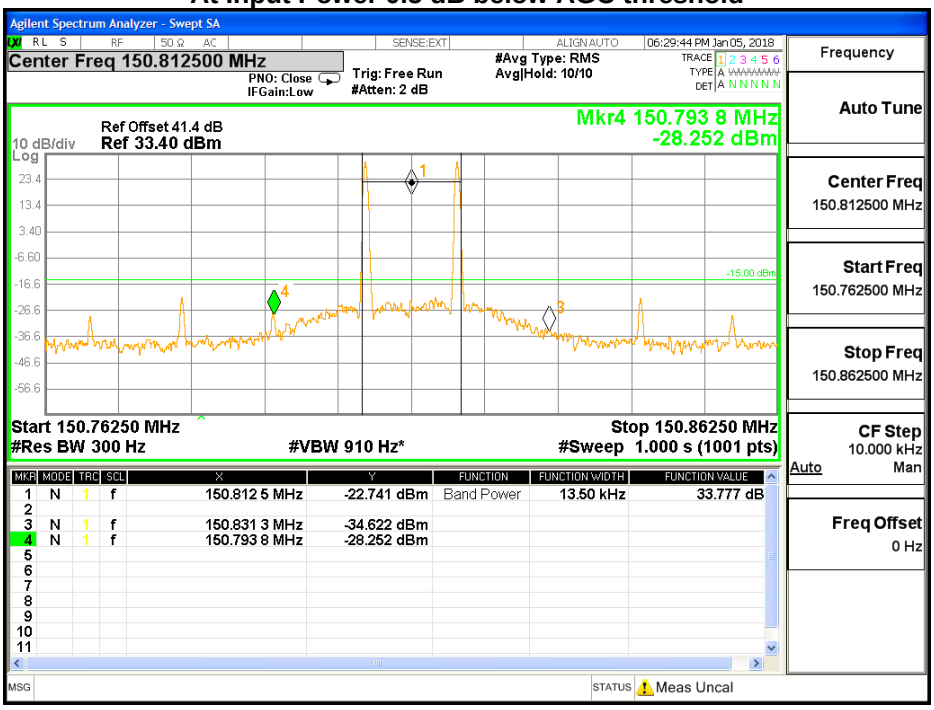


**At Input Power 3 dB above AGC threshold**

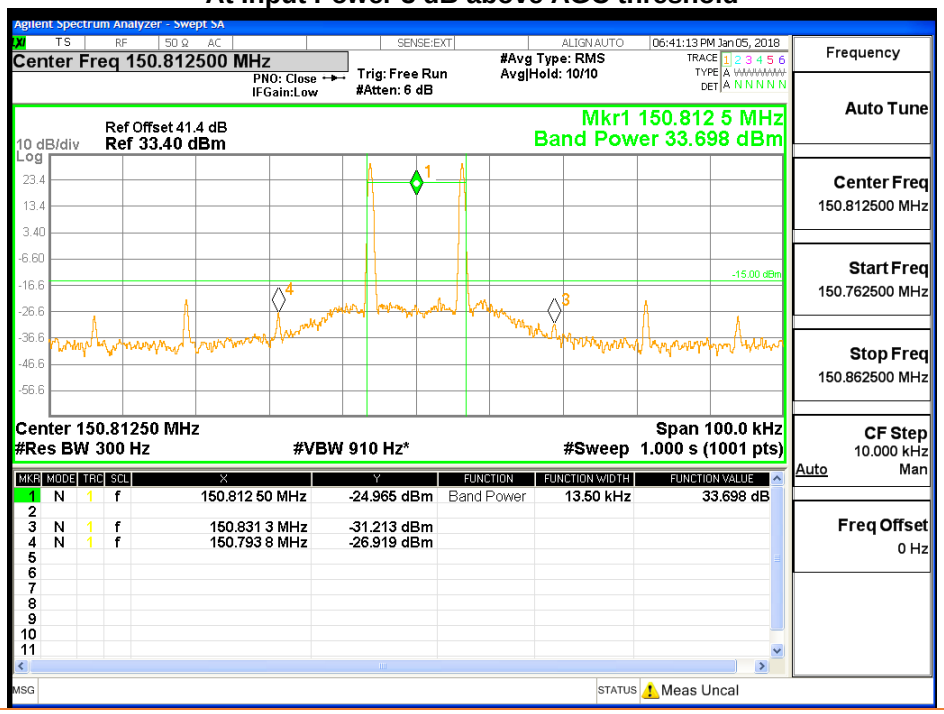




This document shall not be reproduced or utilized in any form or by any means, electronic or mechanical, including photocopying and microfilm, without permission in writing from LabTest Certification Inc.

On the maximum gain channel 463.64 MHz:

**At Input Power 0.5 dB below AGC threshold**

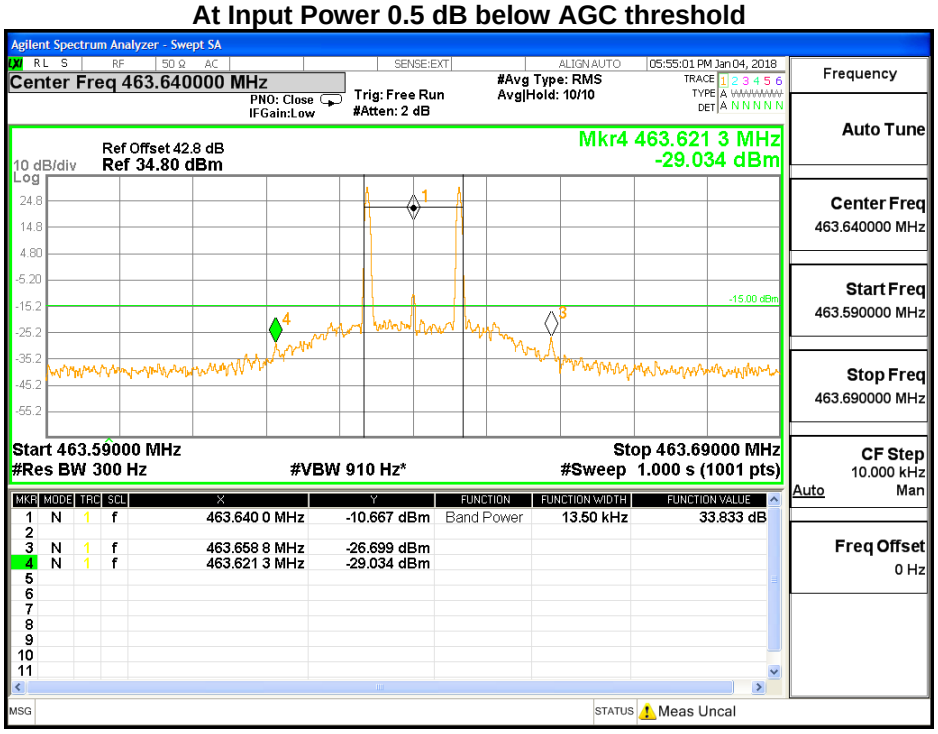


**At Input Power 3 dB above AGC threshold**

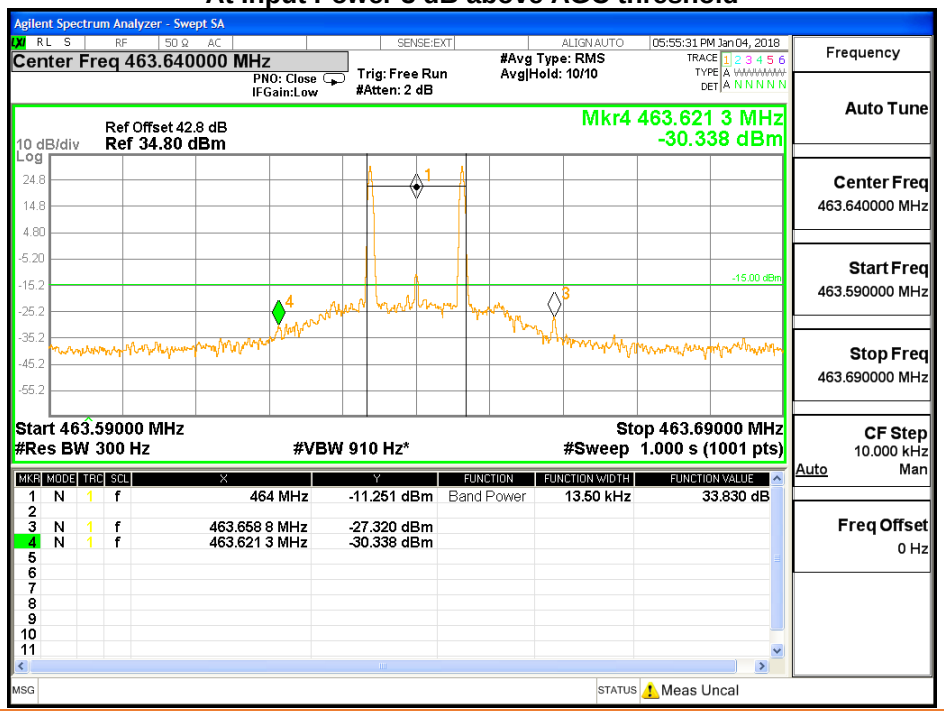




This document shall not be reproduced or utilized in any form or by any means, electronic or mechanical, including photocopying and microfilm, without permission in writing from LabTest Certification Inc.

## Input/output Power and Amplifier/Booster Gain

| | | | |
|---|---|---|---|
| Governing Doc | FCC Part 90.219 | Room Temperature (°C) | 24 |
| Test Procedure | ANSI/TIA-603-E-2016; FCC KDB 935210 D05 Indus Booster Basic Meas v01r02: October 27, 2017 | Relative Humidity (%) | 33.9 |
| Test Location | Burnaby | Barometric Pressure (kPa) | 101.3 |
| Test Engineer | Sophie Piao/Jeremy Lee | Date | Jan 04, 2018 |
| EUT Voltage | ☒ DC | ☐ 120VAC @ 60Hz | |

| Test Equipment Used | Manufacturer | Model | Identifier | Calibration | Calibration due |
|---|---|---|---|---|---|
| Signal Generator | Keysight | N5172B | MY53050270 | 08/04/17 | 08/04/18 |
| Spectrum Analyzer | Keysight | N9010A | MY50520285 | 08/07/17 | 08/07/18 |
| 40dB Attenuator | Aeroflex Winschel | 58-40-43 | n/p | CVP | CVP |

Note) CVP = Calibration Verification Performed internally, n/p = not provided.

| | |
|---|---|
| Span: | ☒ Max Gain Frequency ± 1500kHz |
| Detector: | ☒ Peak |
| RBW/VBW: | ☒100k Hz/ 300 kHz |
| Type of Facility: | ☒ Tabletop |
| Distance: | ☒ Direct |

Maximum booster gain is 44 dB.

Compliant ☒ Non-Compliant ☐ Not Applicable ☐

***Test setup***

Description of test set-up:

The procedure used was ANSI/TIA-603-E-2016 and FCC KDB 935210 D05 Indus Booster Basic Meas v01r02:. A CW tone was input at the frequency where the system gain is the maximum in the pass band, with the nominal input power level -10 dBm. The spectrum analyzer was connected to the output RF port via a 50 Ohm 40 dB attenuator. The maximum hold trace and peak detector was used to capture the output power. The output power minus the input power (-10dBm) equals to the booster gain in dB.

The EUT was set to **Operation Mode #1 with configuration Mode #1.**

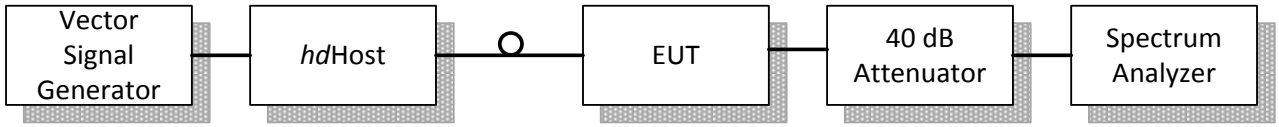




This document shall not be reproduced or utilized in any form or by any means, electronic or mechanical, including photocopying and microfilm, without permission in writing from LabTest Certification Inc.

**Results**

| | 150 band | 450 band |
|---|---|---|
| DL Gain | 43.9 dB | 44 dB |



This document shall not be reproduced or utilized in any form or by any means, electronic or mechanical, including photocopying and microfilm, without permission in writing from LabTest Certification Inc.

## Noise Figure

| | | | |
|---|---|---|---|
| Governing Doc | FCC Part 90.219 | Room Temperature (°C) | 24 |
| Test Procedure | ANSI/TIA-603-E-2016; FCC KDB 935210 D05 Indus Booster Basic Meas v01r02: October 27, 2017 | Relative Humidity (%) | 33.9 |
| Test Location | Burnaby | Barometric Pressure (kPa) | 101.3 |
| Test Engineer | Sophie Piao/Jeremy Lee | Date | Jan 04, 2018 |
| EUT Voltage | ☒ DC | ☐ 120VAC @ 60Hz | |

| Test Equipment Used | Manufacturer | Model | Serial Number | Calibration | Calibration due |
|---|---|---|---|---|---|
| Spectrum Analyzer | Keysight | N9010A | MY50520285 | 08/07/17 | 08/07/18 |
| | | | | | |

Note) CNR = Calibration not required when used with other calibrated equipment.

| | |
|---|---|
| Frequency Range: | ☒ 100 MHz centered at the center frequency of the passband on each band |
| Detector: | ☒ Average |
| RBW: | ☒910 kHz |
| Type of Facility: | ☒ Tabletop |
| Distance: | ☒ Direct |

Noise Figure on each band is less than the 9 dB required.

Compliant ☒ Non-Compliant ☐ Not Applicable ☐

***Test setup***

Description of test set-up:

Based on FCC KDB 935210 D05 Indus Booster Basic Meas v01r02: 2017, the system maximum gain and the noise density is measured.Measurements were performed within the EUT's passband.

The noise figure is then calculated by NF = NP – Gain + KTB Noise; where

NP is in band noise power per Herz,

Gain is in band booster gain, which is 55 dB in UL.

KTB Noise is 174dB/Hz at room temperature.

The EUT was set to **Operation Mode #1 with configuration Mode #1.**

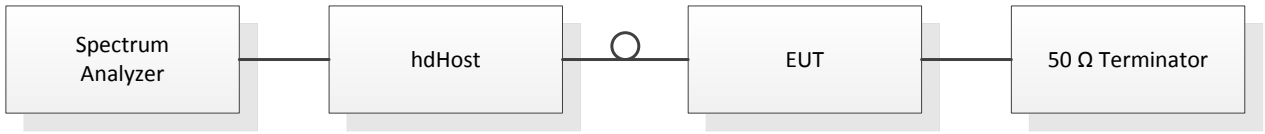




This document shall not be reproduced or utilized in any form or by any means, electronic or mechanical, including photocopying and microfilm, without permission in writing from LabTest Certification Inc.

## Results

**150MHz band**

NF = -113.33 –55 + 174 = 5.67 dB

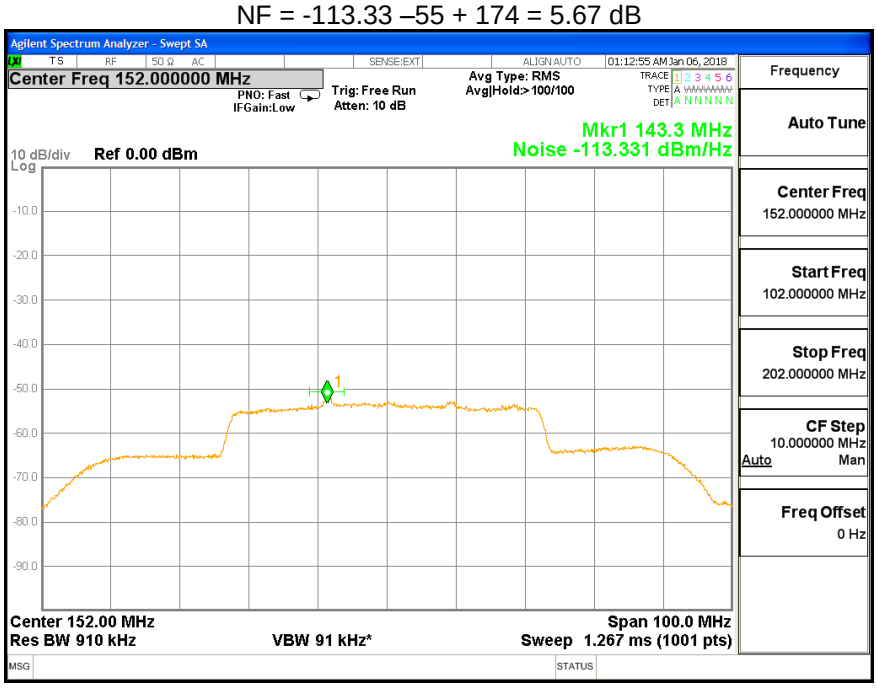


**450MHz band**

NF = -115.12 -55 + 174 = 3.88 dB

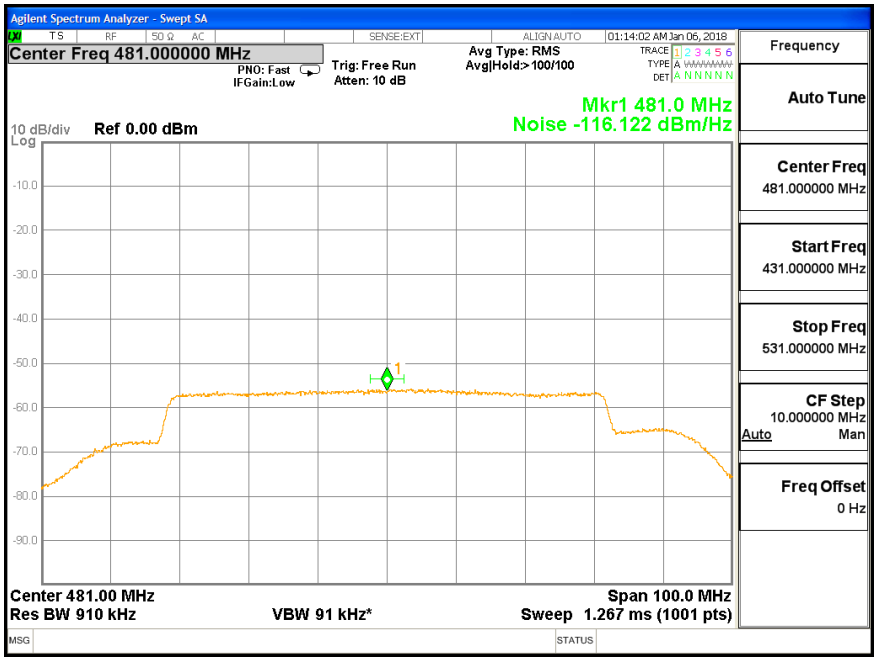




This document shall not be reproduced or utilized in any form or by any means, electronic or mechanical, including photocopying and microfilm, without permission in writing from LabTest Certification Inc.

## Radiated Emissions - Enclosure

| | | | |
|---|---|---|---|
| Governing Doc | FCC Part 2.1053, FCC Part 90.210 & FCC Part 90.219 | Room Temperature (°C) | 23.5 |
| Test Procedure | ANSI TIA-603-D | Relative Humidity (%) | 46.0 |
| Test Location | Richmond | Barometric Pressure (kPa) | 100.9 |
| Test Engineer | David Johanson | Date | 22 Nov. 2017 |
| EUT Voltage | ☒ DC | ☐ 120VAC @ 60Hz | |

| Test Equipment Used | Manufacturer | Model | Identifier | Calibration date | Calibration |
|---|---|---|---|---|---|
| Spectrum Analyzer | KeySight | N9038A | 702 | 18-Apr-2017 | 18-Apr-2018 |
| Broadband Antenna | Sunol | JB1 | 371 | 29-Mar-2016 | 29-Mar-2018 |
| Loop Antenna | ComPower | AL-130 | 241 | 11-Nov-2017 | 11-Nov-2019 |
| Horn Antenna | A.H Systems | SAS-571 | 227C | 22-Sep-2016 | 22-Sep-2018 |
| RF Preamplifier | Agilent | 8449B | 273 | NCR | NCR |
| EMC Shielded Enclosure | USC | USC-26 | 374 | NCR[1] | NCR[1] |

Note1) NCR = No Calibration Required, but NSA was done at 2016.

| | | | |
|---|---|---|---|
| Frequency Range: | ☒ 9kHz-30MHz | ☒ 30-1000MHz | ☒ 1-5GHz |
| Detector: | ☒ Peak (for Prescan) | ☒ Quasi-Peak(for Formal) ) | ☒ Average(for Formal) |
| RBW/VBW: | ☒ 9/30kHz | ☒ 120/300kHz | ☒ 1/3MHz |
| Type of Facility: | ☒ SAC | ☒ FSOATS | ☐ *in-situ* |
| Distance: | ☒ 3meter | ☐ 10meter | ☐ 1meter |
| Arrangement of EUT: | ☒ Table-top only | ☐ Floor-standing only | ☐ Rack Mounted |

Compliant ☒ Non-Compliant ☐ Not Applicable ☐



This document shall not be reproduced or utilized in any form or by any means, electronic or mechanical, including photocopying and microfilm, without permission in writing from LabTest Certification Inc.

**Test setup**

Description of test set-up:

The EUT was placed on a nonconducting platform (i.e., an “EUT support table”), of nominal size 1 m by 1.5 m, whose top surface is nominally 80 cm above the reference ground plane. The EUT was set up on 3 meters away from the EUT. The EUT was set continually on its Radio, 1W Max., which was downlinked from tHOST. And the output of RF was terminated via 40dB attenuator, for rejecting the high power of carrier. The lowest, middle and highest channels were used for measuring of all radiated spurious emisions .

The EUT was set to **Operation Mode #1 with configuration Mode #1.**

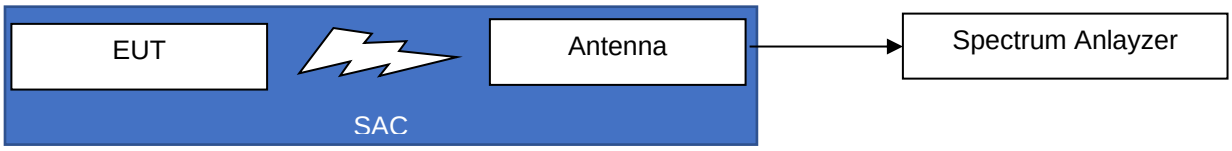


- Radiated Emission 30 to 1,000MHz, with JB-1

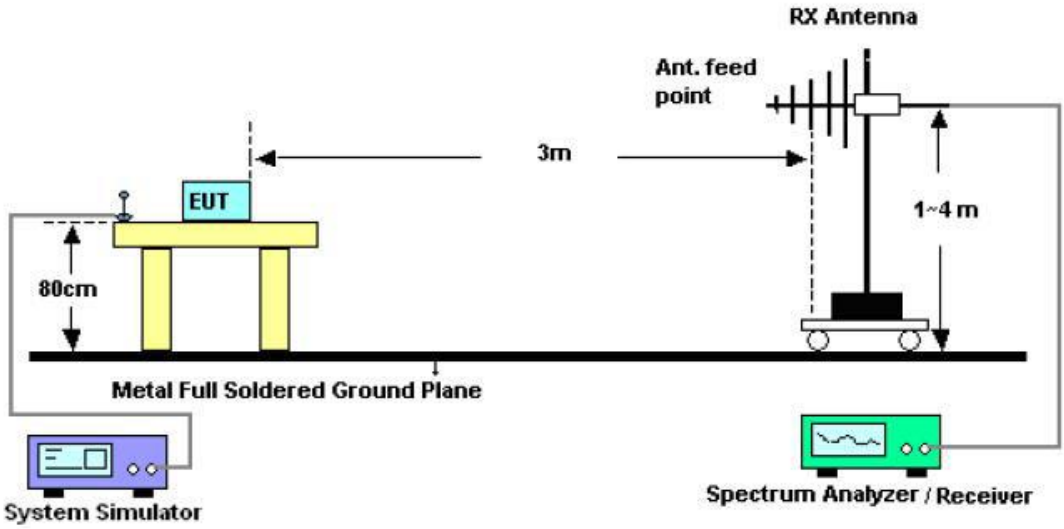




This document shall not be reproduced or utilized in any form or by any means, electronic or mechanical, including photocopying and microfilm, without permission in writing from LabTest Certification Inc.

- Radiated Emission 1 to 18GHz, with SAS-571

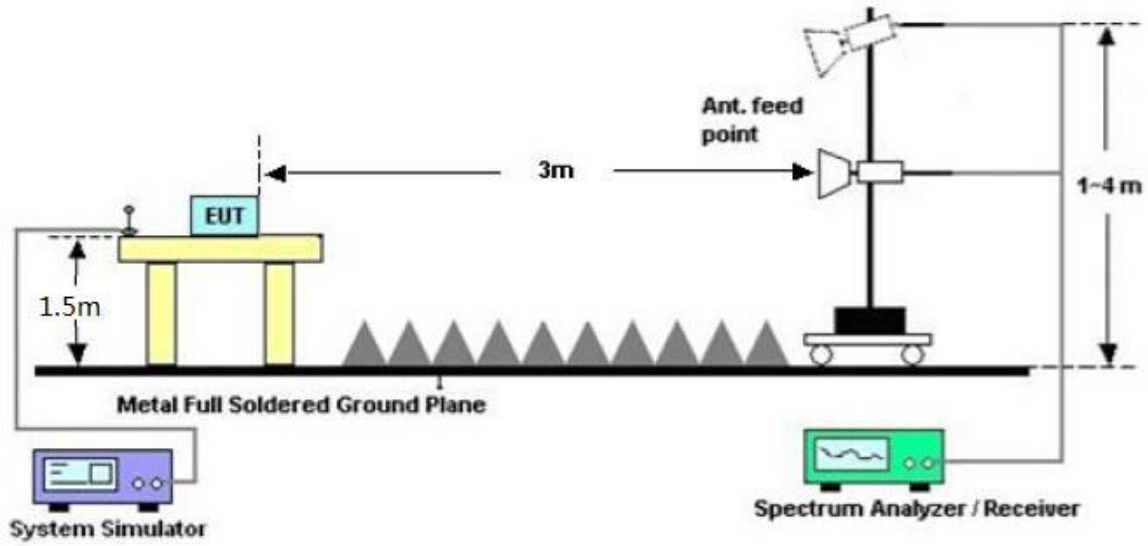


**Measurement Procedure**

Testing was performed in accordance with the test standard(s) referenced in the test summary section of this report. The Equipment Under Test (EUT) was configured based upon the requirements of the applicable test standard. Initially, the primary emission frequencies are identified by positioning a broadband receive antenna three meter from the EUT.

Scans were made with an EMC Analyzer, controlled by EMC Test Software, Tile7!, from 30kHz to 18GHz with the receiver in the peak mode. The receiver IF bandwidth was 9kHz,120 kHz or 1MHz as appropriate for the frequency and scan step was about 30kHz. To ensure that the maximum emission at each discrete frequency of interest is observed, the receive antenna is varied in height from one to four meters and rotated to produce horizontal and vertical polarities while the turntable is rotated to determine the worst emitting configuration. Under 30MHz was only tested at 1meter height and Antenna was changed both polarization, Horizontal and Vertical. Measurements were then made using CISPR quasi peak when the peak readings were within 10dB of the limit line. The numerical results are included herein to demonstrate compliance.

*Test Result*

The output of EUT was set to 1 Watt(+30dBm), the PASS level of Spurious is: 43 + 10log(P) = 43 + 10log(1) = 43dB attenuation = -13dBm Since of radiated measurement was performed at 3 meters, the limit line was converted to dBuV/m using the formulas ad outlined in KDB 971168: -13 dBm ERP = 84.38 dBuV/m at 3 meters. Spurious Emission level (dBuV/m) = Detected level (dBuV) + Path Loss(dB) + Antenna Factor (dB/m) - Preamplifier's Gain (dB)



This document shall not be reproduced or utilized in any form or by any means, electronic or mechanical, including photocopying and microfilm, without permission in writing from LabTest Certification Inc.

***Graphical Representation for Emission - Radiated 30kHz to 30MHz***

Spectrum was scanned manually from 30kHz to 30MHz. No automated plot is available for this frequency range. No spurious emissions from the product were detectable



This document shall not be reproduced or utilized in any form or by any means, electronic or mechanical, including photocopying and microfilm, without permission in writing from LabTest Certification Inc.

***Graphical Representation for Emission - Radiated 30MHz to 1GHz***

- Transmitter On, 152MHz

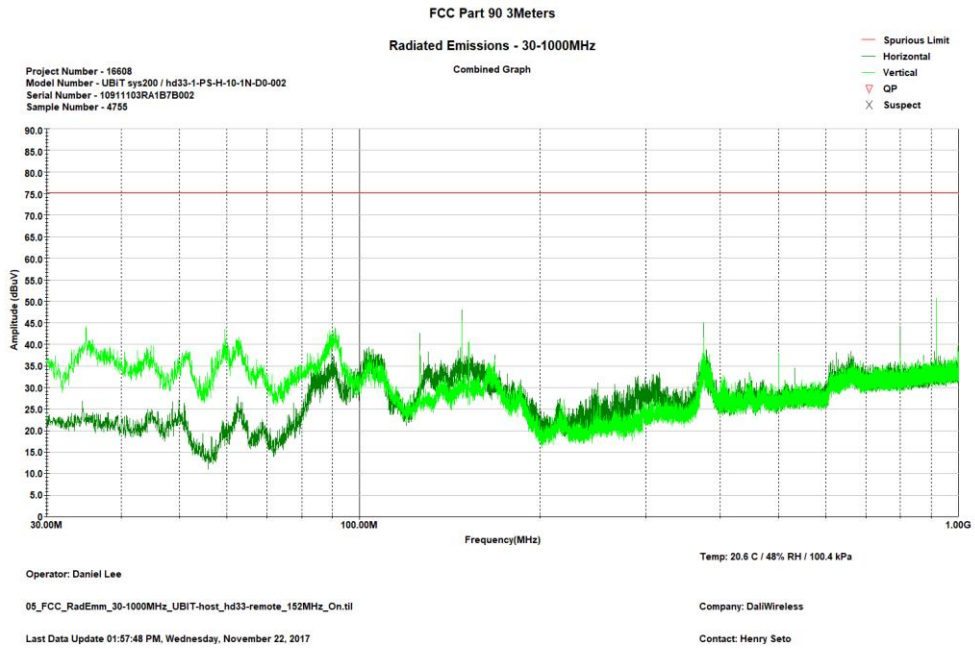


- Transmitter On, 132MHz (low channel of 152MHz Band)

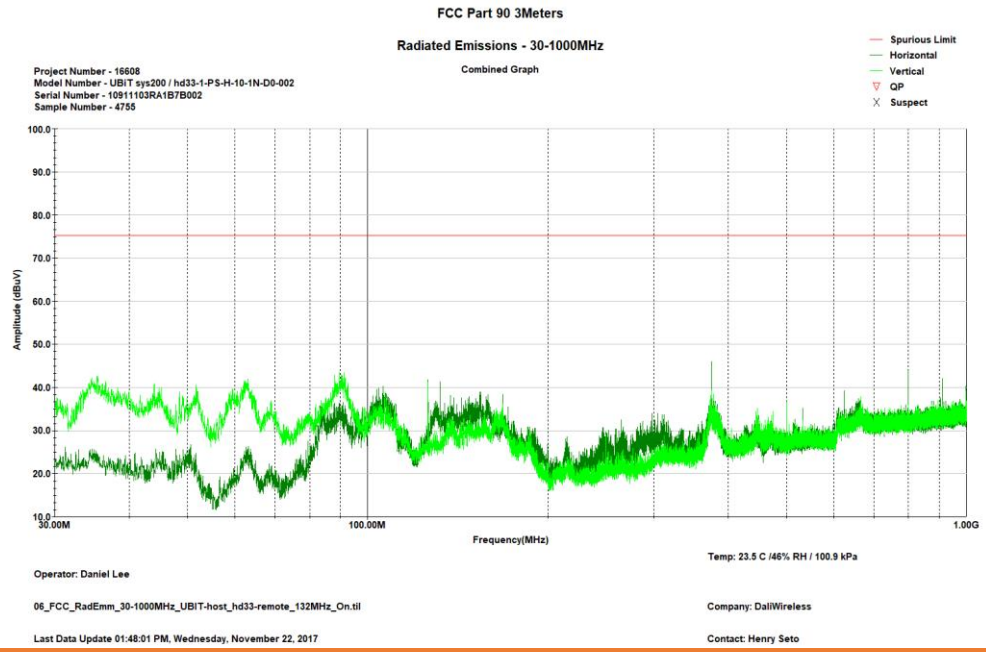




This document shall not be reproduced or utilized in any form or by any means, electronic or mechanical, including photocopying and microfilm, without permission in writing from LabTest Certification Inc.

- Transmitter On, 174MHz (High channel of 152MHz Band)

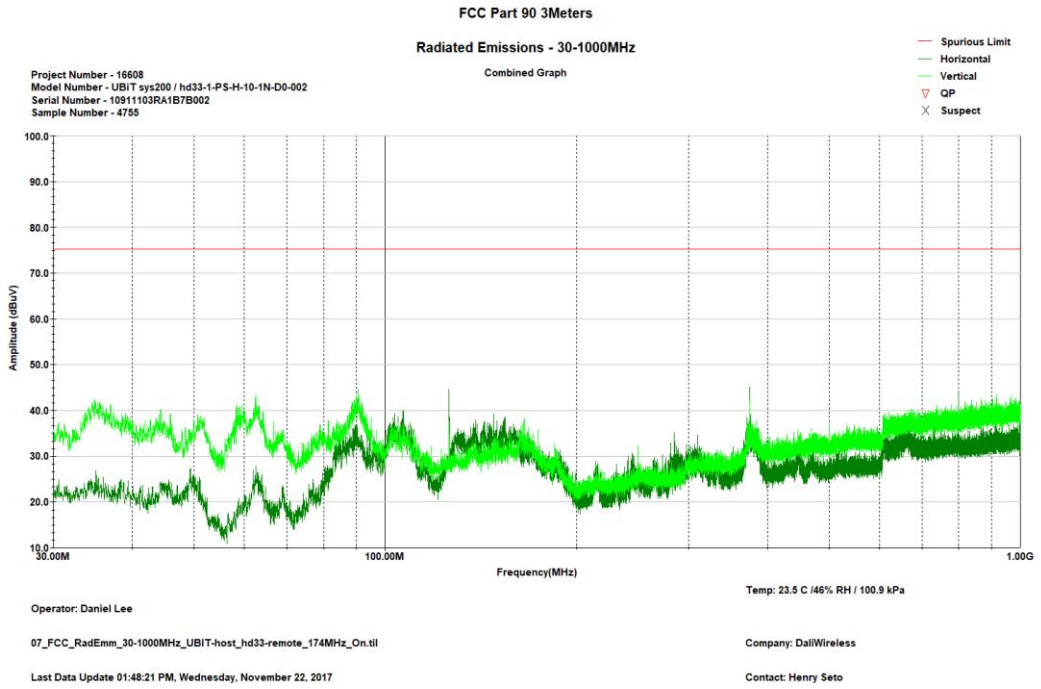


- Transmitter On, 481MHz

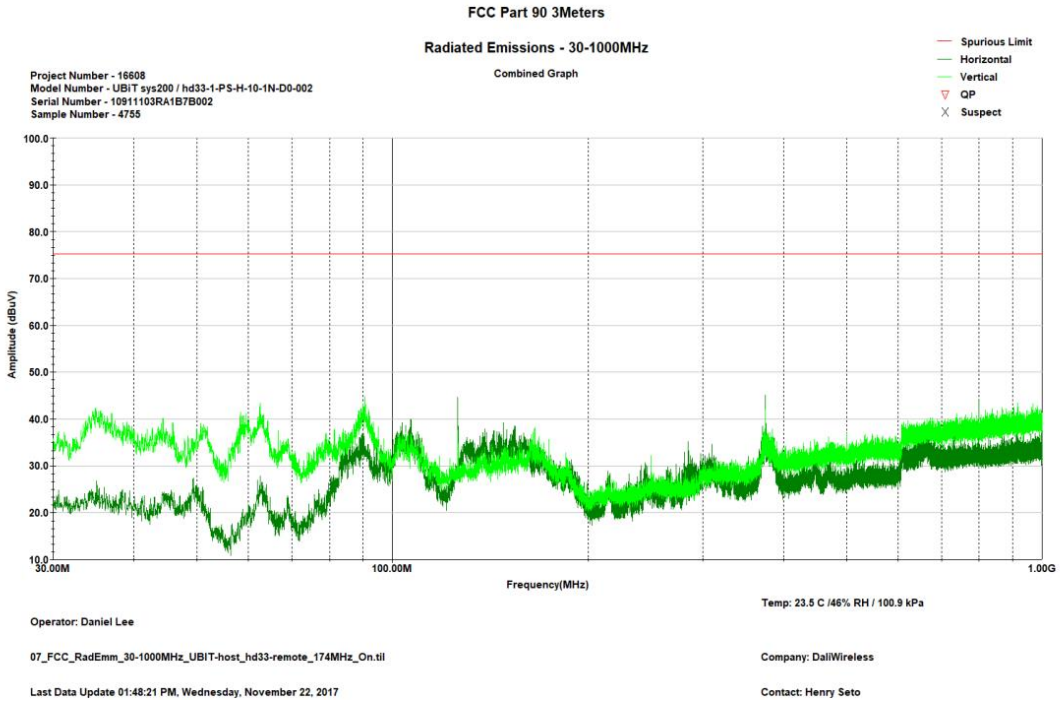




This document shall not be reproduced or utilized in any form or by any means, electronic or mechanical, including photocopying and microfilm, without permission in writing from LabTest Certification Inc.

- Transmitter On, 450MHz (Low channel of 481MHz Band)

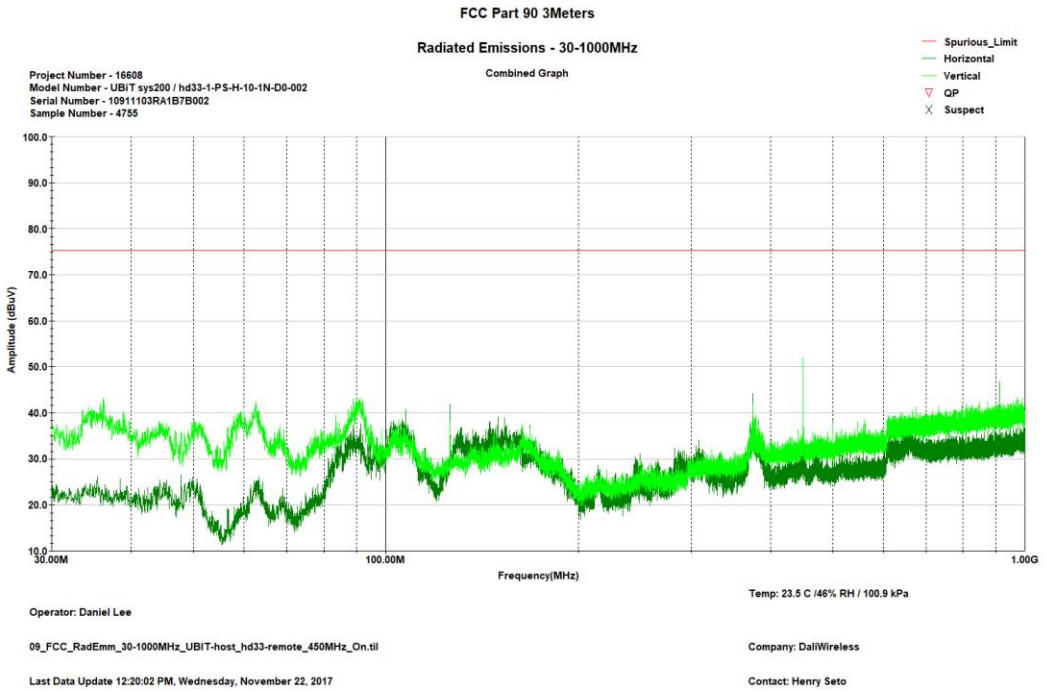


- Transmitter On, 512MHz (High channel of 481MHz Band)

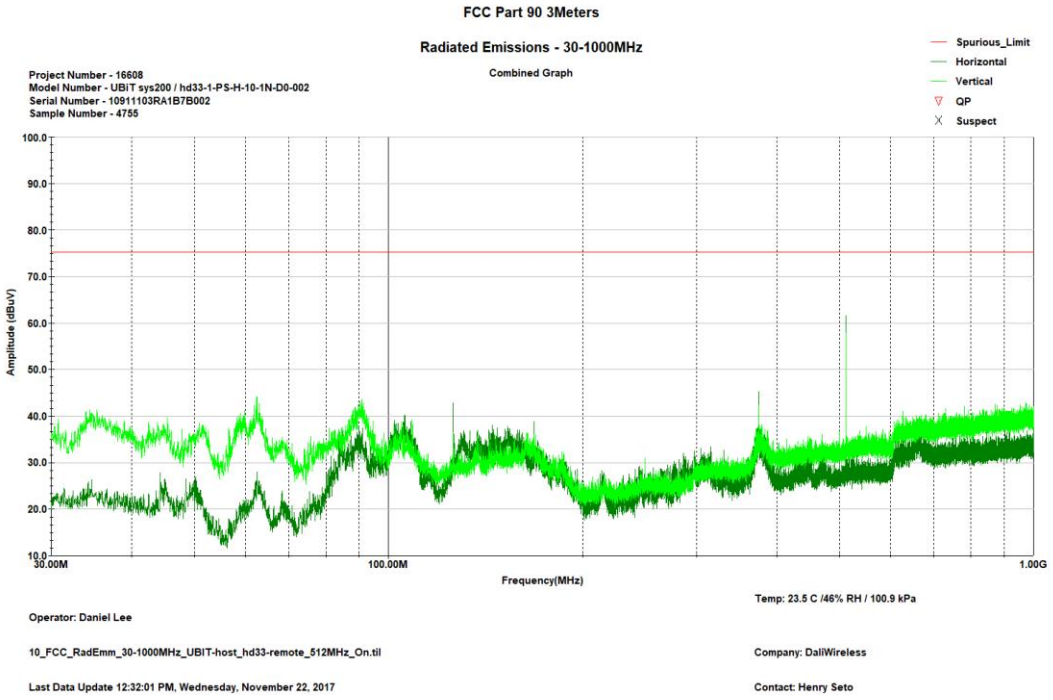




This document shall not be reproduced or utilized in any form or by any means, electronic or mechanical, including photocopying and microfilm, without permission in writing from LabTest Certification Inc.

- Both channel is on, 152MHz and 481MHz

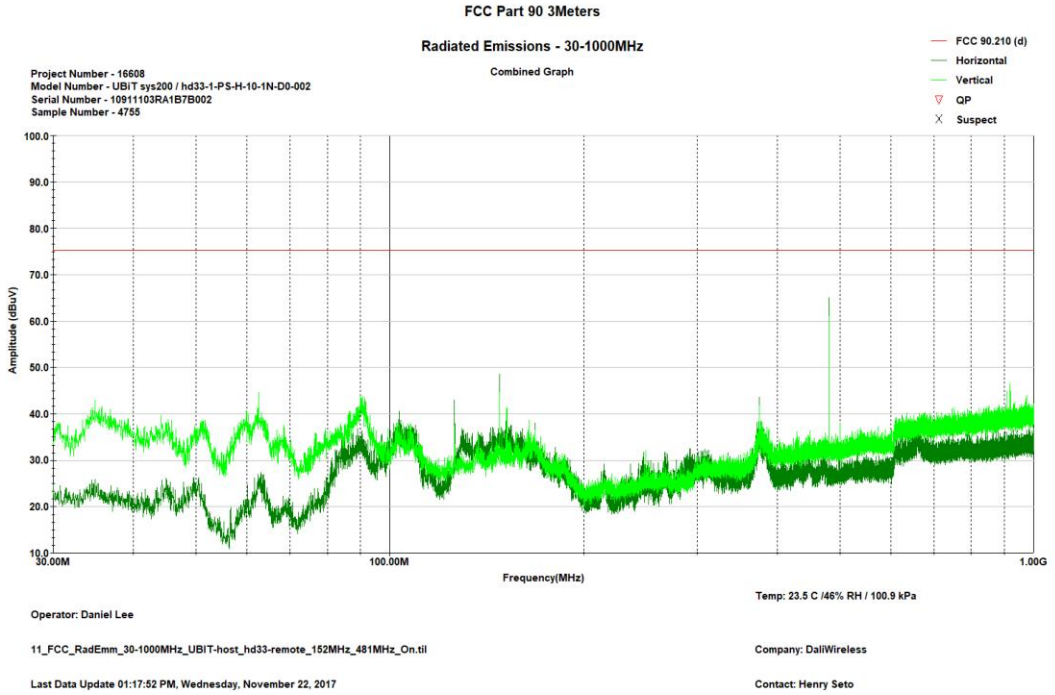


- Both channel is on, 132MHz and 450MHz

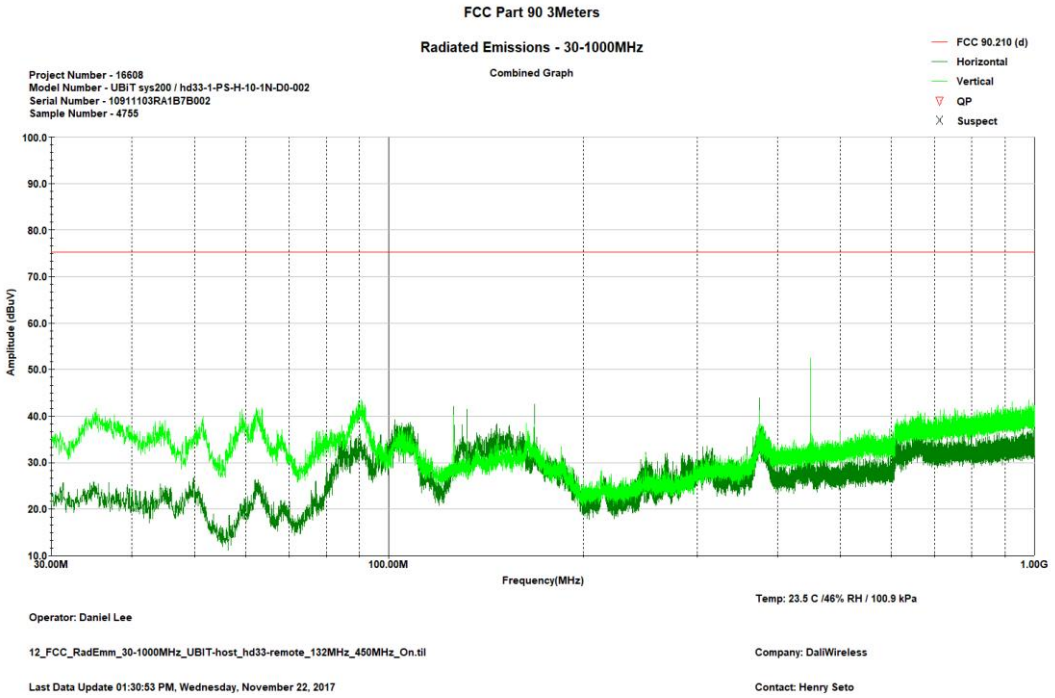




This document shall not be reproduced or utilized in any form or by any means, electronic or mechanical, including photocopying and microfilm, without permission in writing from LabTest Certification Inc.

- Both channel is on, 174MHz and 512MHz

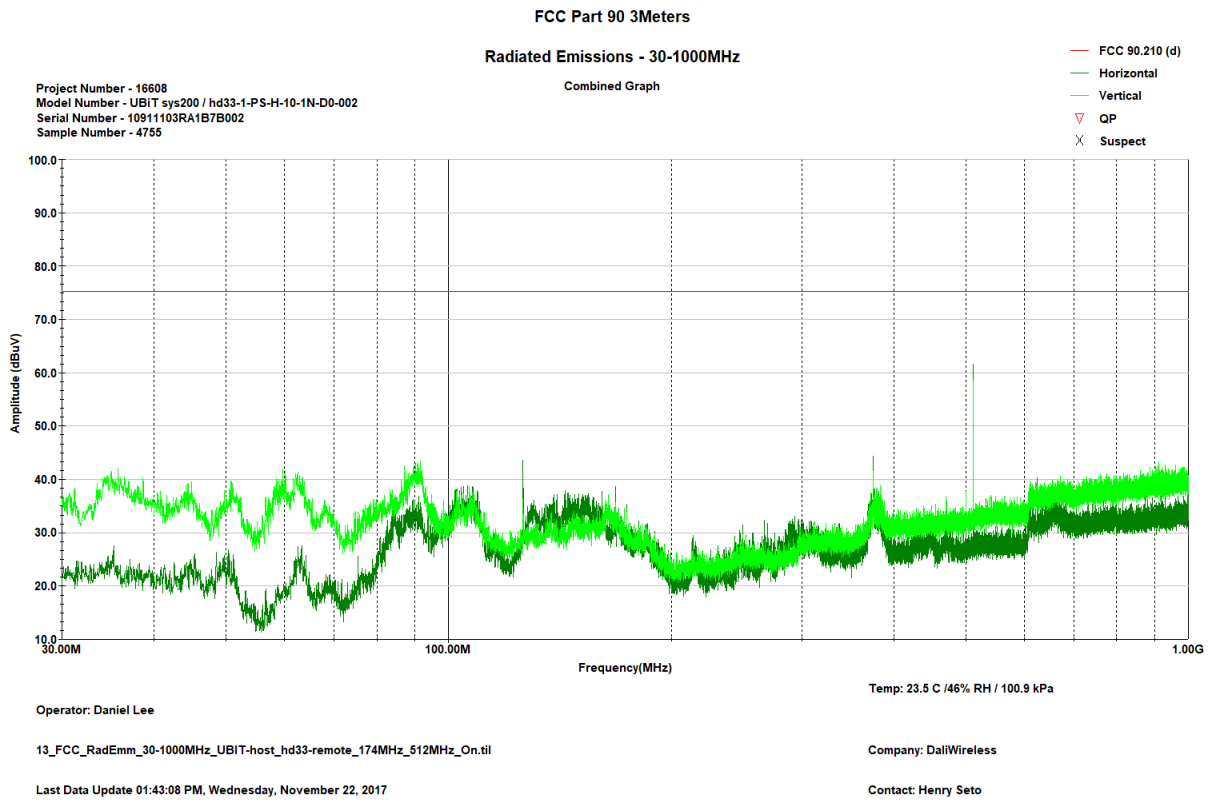




This document shall not be reproduced or utilized in any form or by any means, electronic or mechanical, including photocopying and microfilm, without permission in writing from LabTest Certification Inc.

***Graphical Representation for Emission - Radiated 1 to 5GHz***

- Transmitter On, 152MHz

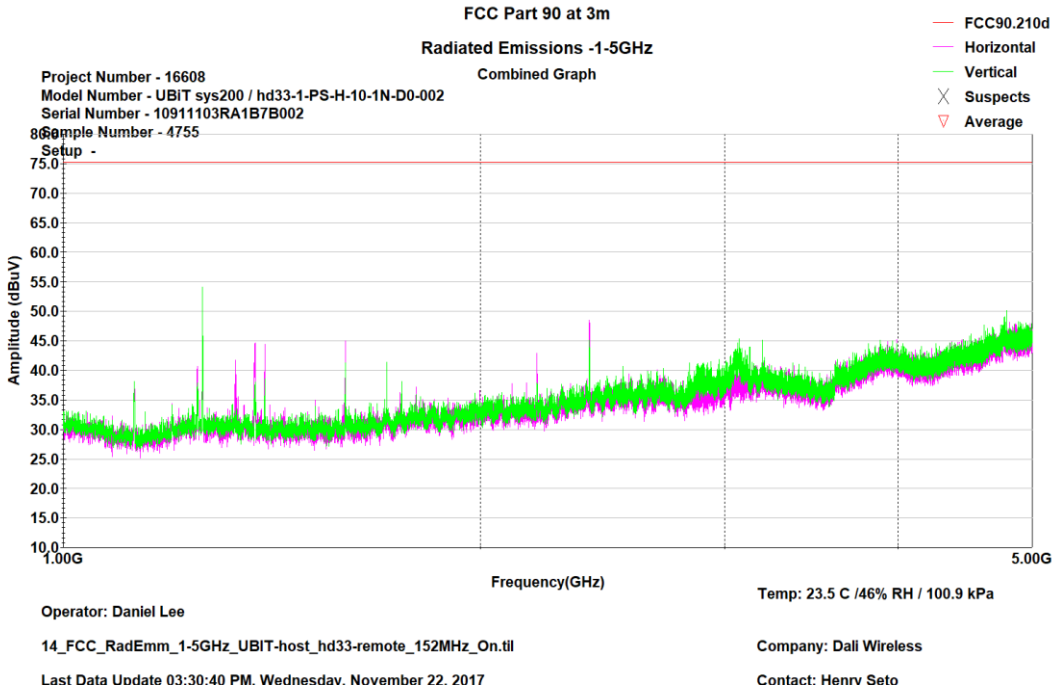


- Transmitter On, 132MHz (low channel of 152MHz Band)

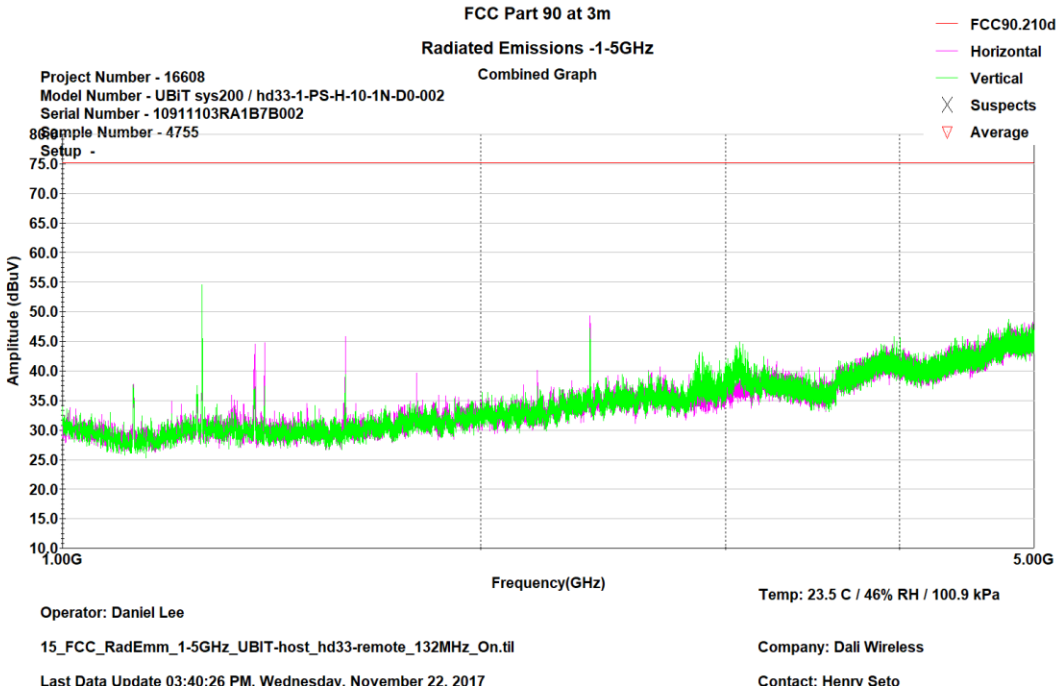




This document shall not be reproduced or utilized in any form or by any means, electronic or mechanical, including photocopying and microfilm, without permission in writing from LabTest Certification Inc.

This document shall not be reproduced or utilized in any form or by any means, electronic or mechanical, including photocopying and microfilm, without permission in writing from LabTest Certification Inc.

- Transmitter On, 174MHz (High channel of 152MHz Band)

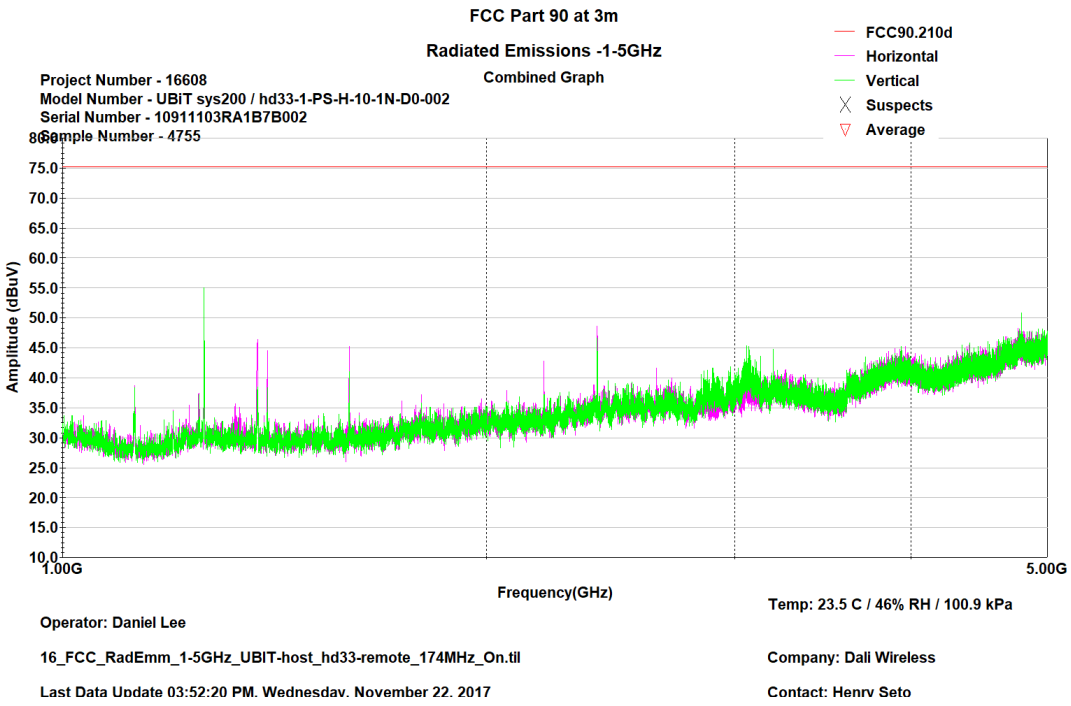


- Transmitter On, 481MHz

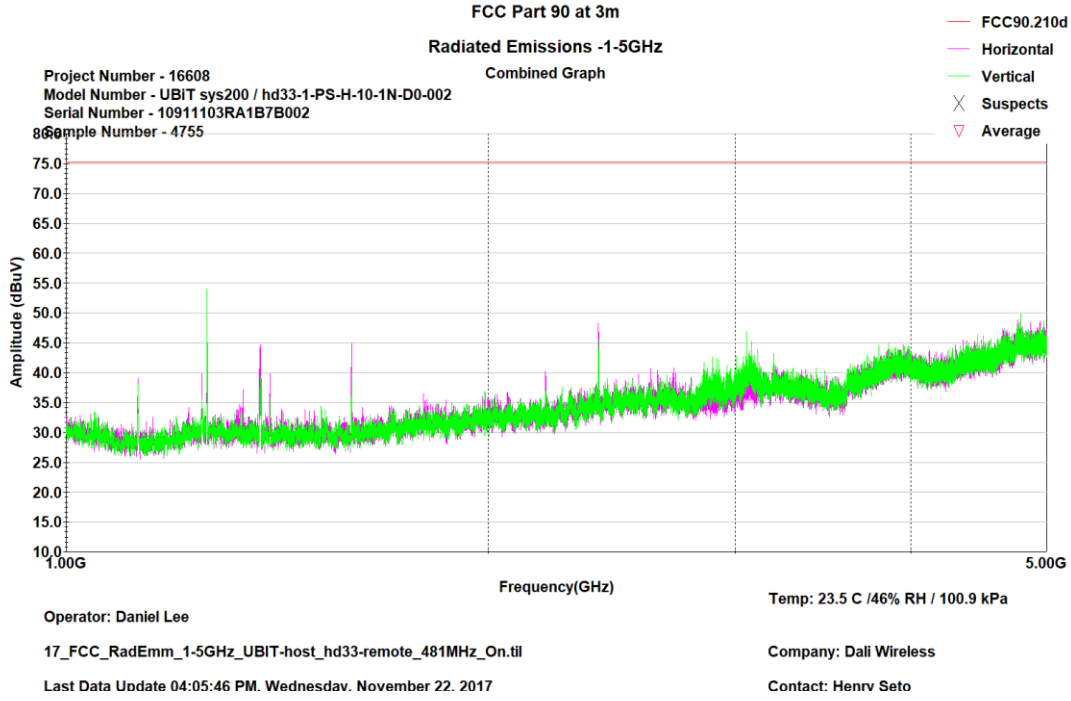




This document shall not be reproduced or utilized in any form or by any means, electronic or mechanical, including photocopying and microfilm, without permission in writing from LabTest Certification Inc.

- Transmitter On, 450MHz (Low channel of 481MHz Band)

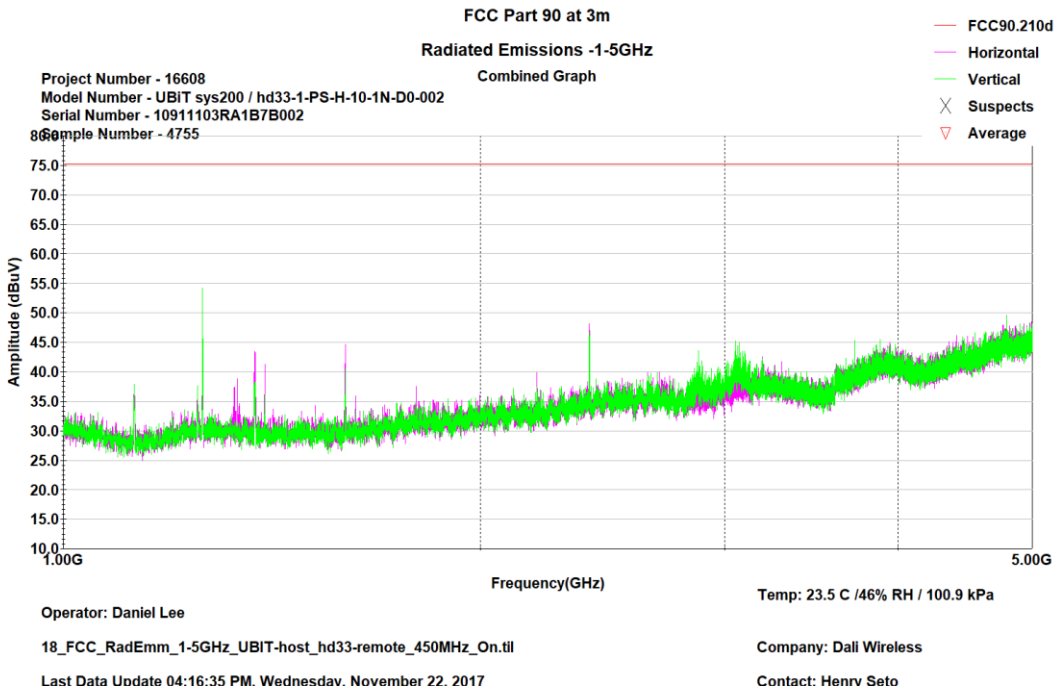


- Transmitter On, 512MHz (High channel of 481MHz Band)

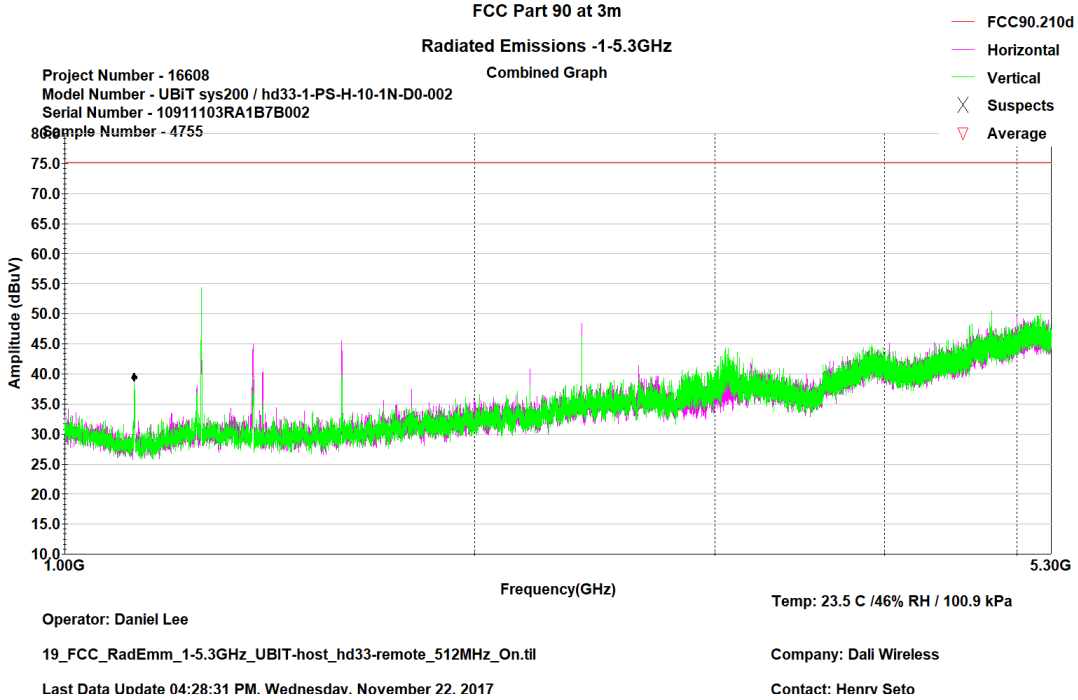




This document shall not be reproduced or utilized in any form or by any means, electronic or mechanical, including photocopying and microfilm, without permission in writing from LabTest Certification Inc.

- Both channel is on, 152MHz and 481MHz

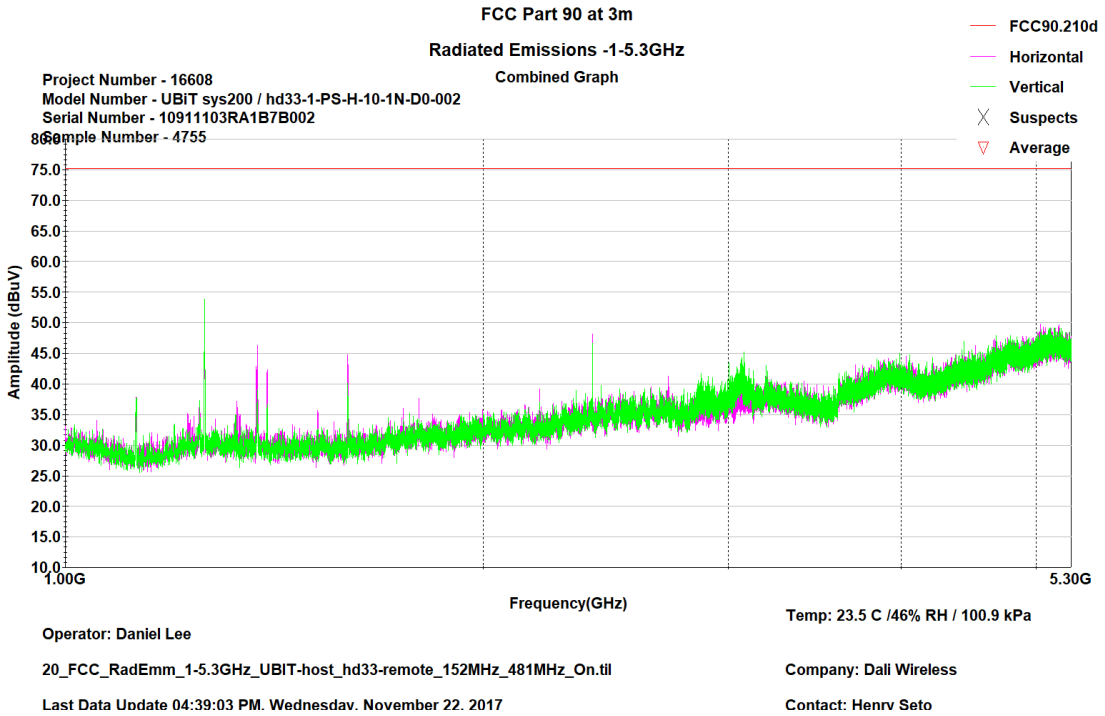


- Both channel is on, 132MHz and 450MHz

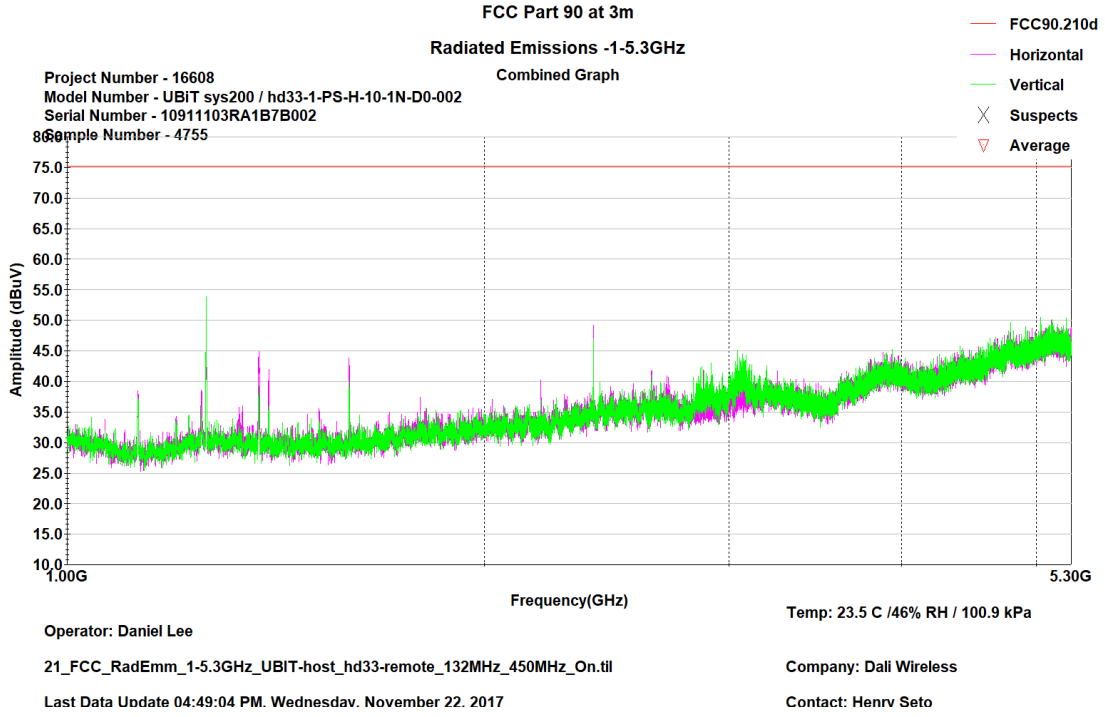




This document shall not be reproduced or utilized in any form or by any means, electronic or mechanical, including photocopying and microfilm, without permission in writing from LabTest Certification Inc.

- Both channel is on, 174MHz and 512MHz

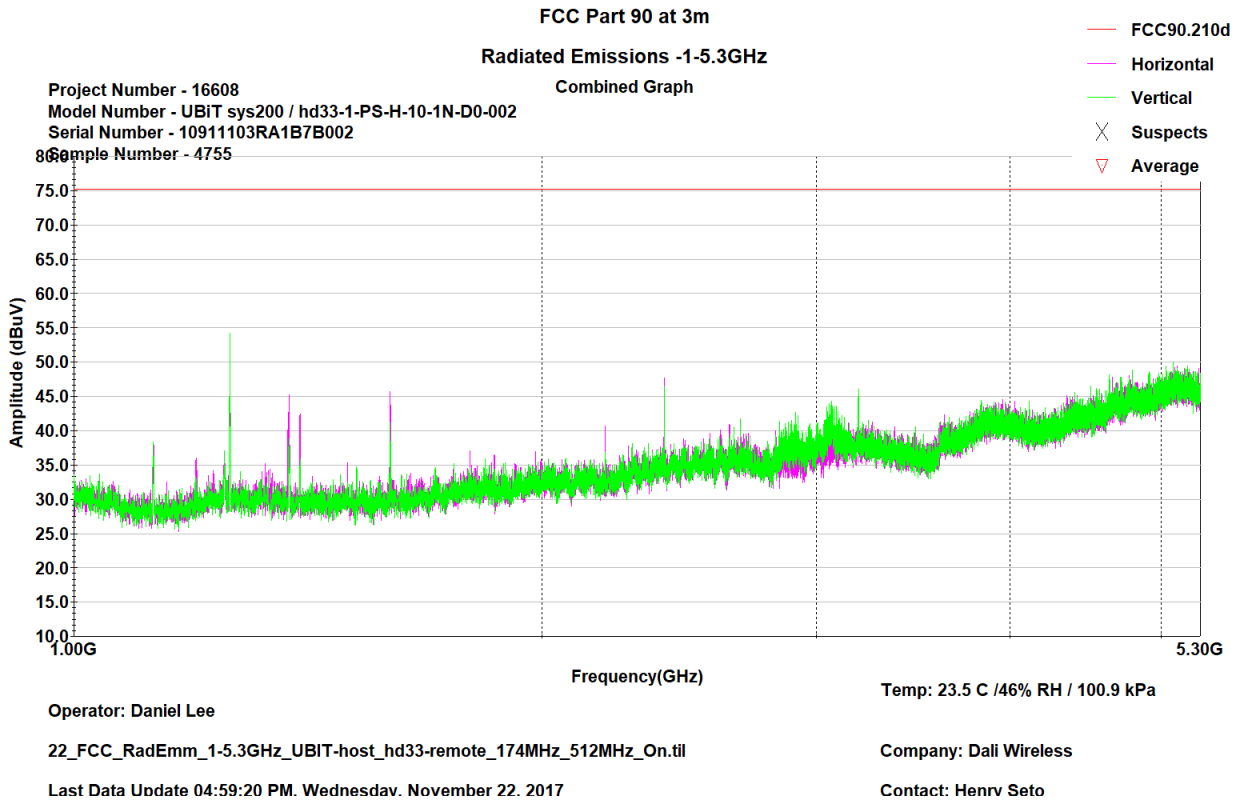


***Table Representation for Emission - Radiated 30MHz to 18GHz***

No Emissions were measured. All emissions detected, other than the fundamental, were related to the Digital Mode circuitry. No Transmitter Spurious Emissions were detectable and are greater than 20dB below the limit line.



This document shall not be reproduced or utilized in any form or by any means, electronic or mechanical, including photocopying and microfilm, without permission in writing from LabTest Certification Inc.

## APPENDIX A: ISO 17025:2005 Accreditation Certificate

# CERTIFICATE OF ACCREDITATION

**ANSI-ASQ National Accreditation Board**
500 Montgomery Street, Suite 625, Alexandria, VA 22314, 877-344-3044

This is to certify that

**Labtest Certification, Inc.**
**3128, 20800 Westminster HWY**
**Richmond B.C. V6V 2W3**

has been assessed by ANAB
and meets the requirements of international standard

# ISO/IEC 17025:2005

while demonstrating technical competence in the field of

## TESTING

Refer to the accompanying Scope of Accreditation for information regarding the types of tests to which this accreditation applies.

AT-2033
Certificate Number

ANAB Approval

Certificate Valid: 08/07/2017-03/04/2018
Version No. 004 Issued: 08/07/2017

This laboratory is accredited in accordance with the recognized International Standard ISO/IEC 17025:2005. This accreditation demonstrates technical competence for a defined scope and the operation of a laboratory quality management system (refer to joint ISO-ILAC-IAF Communiqué dated April 2017).



This document shall not be reproduced or utilized in any form or by any means, electronic or mechanical, including photocopying and microfilm, without permission in writing from LabTest Certification Inc.

ANSI-ASQ National Accreditation Board

ANAB

## SCOPE OF ACCREDITATION TO ISO/IEC 17025:2005

**Labtest Certification, Inc.**
3128, 20800 Westminster HWY
Richmond, B.C. V6V 2W3
Kavinder Dhillon Ruben Ugarte Phone: 604-247-0444
kdhillon@labtestcert.com ruben.Ugarte@labtestcert.com
www.labtestcert.com

## TESTING

Valid to: **March 4, 2018** Certificate Number: **AT-2033**

**Testing performed in support of FCC DoC and Certification approval procedures**

| Type of Device Examples | Scope of Accreditation | Supporting FCC Guidance | Comments |
|---|---|---|---|
| Unintentional Radiators (FCC Part 15, Subpart B) | • ANSI C63.4-2014 | | |
| Industrial, Scientific, and Medical Equipment (FCC Part 18)<br>• Consumer ISM equipment | • FCC MP-5, (February 1986) | | |
| Intentional Radiators (FCC Part 15 Subpart C) | • ANSI C63.10-2013 | | |
| UPCS (FCC Part 15, Subpart D)<br>•Unlicensed Personal Communication Systems devices | • ANSI C63.17-2013 | | |
| U-NII without DFS Intentional Radiators (FCC Part 15, Subpart E)<br>•Unlicensed National Information Infrastructure Devices (U-NII without DFS) | • ANSI C63.10-2013 | KDB Publication 789033 | |
| U-NII with DFS Intentional Radiators (FCC Part 15 Subpart E)<br>• Unlicensed National Information Infrastructure U-NII) Devices with Dynamic Frequency Selection (DFS) | • FCC KDB Publication 905462 D02 UNII DFS Compliance Procedures New Rules v01 (April 8, 2016) | | |
| UWB Intentional Radiators (FCC Part 15, Subpart F)<br>•Ultra-wideband Operation | • ANSI C63.10-2013 | | |
| BPL Intentional Radiators (FCC Part 15, Subpart G)<br>•Access Broadband Over Power Line (Access BPL) | • ANSI C63.10-2013 | | |
| White Space Device Intentional Radiators (FCC Part 15, Subpart H)<br>•White Space Devices | • ANSI C63.10-2013 | | |

Version 003 Issued: 08/07/2017 www.anab.org

Page 1 of 8



This document shall not be reproduced or utilized in any form or by any means, electronic or mechanical, including photocopying and microfilm, without permission in writing from LabTest Certification Inc.

ANSI-ASQ National Accreditation Board
ANAB

**Testing performed in support of FCC DoC and Certification approval procedures**

| Type of Device Examples | Scope of Accreditation | Supporting FCC Guidance | Comments |
|---|---|---|---|
| Commercial Mobile Services (FCC Licensed Radio Service Equipment)<br>•Part 22 (cellular)<br>•Part 24<br>•Part 25 (non-microwave)<br>•Part 27 | • ANSI/TIA-603-D<br>• TIA-102.CAAA-D | KDB Publication 971168 | |
| General Mobile Radio Services (FCC Licensed Radio Service Equipment)<br>•Part 22 (non-cellular)<br>•Part 90 (non-microwave)<br>•Part 95<br>•Part 97<br>•Part 101 (non-microwave) | • ANSI/TIA-603-D<br>• TIA-102.CAAA-D | | Microwave Frequencies, as used in this part, refers to frequencies of 890 MHz and above. |
| Citizens Broadband Radio Services (FCC Licensed Radio Service Equipment)<br>•Part 96 | • ANSI/TIA-603-D<br>• TIA-102.CAAA-D | KDB Publication 971168 | |
| Maritime and Aviation Radio Services (FCC Licensed Radio Service Equipment)<br>•Part 80<br>•Part 87 | • ANSI/TIA-603-D | | |
| Microwave and Millimeter Bands Radio Services (FCC Licensed Radio Service Equipment)<br>•Part 25<br>•Part 74<br>•Part 90 (90Y, 90Z, DSRC)<br>•Part 101 | • ANSI/TIA-603-D<br>• TIA-102.CAAA-D | | |
| Broadcast Radio Services (FCC Licensed Radio Service Equipment)<br>•Part 73<br>•Part 74 (non-microwave) | • ANSI/TIA-603-D<br>• TIA-102.CAAA-D | | |
| RF Exposure<br>•Devices subject to SAR requirements | • IEEE Std 1528™-2013 | KDB Publication 865664<br>KDB Publication 447498 | |
| Hearing Aid Compatibility (Part 20)<br>•HAC for Commercial mobile services | • ANSI C63.19-2007; or<br>• ANSI C63.19-2011 | | |



This document shall not be reproduced or utilized in any form or by any means, electronic or mechanical, including photocopying and microfilm, without permission in writing from LabTest Certification Inc.

ANSI-ASQ National Accreditation Board

ANAB

**Testing performed in support of FCC DoC and Certification approval procedures**

| Type of Device Examples | Scope of Accreditation | Supporting FCC Guidance | Comments |
|---|---|---|---|
| Signal Boosters (Part 20)<br>•Wideband Consumer signal boosters<br>•Provider-specific signal boosters<br>•Industrial signal boosters | • FCC KDB Publication 935210 D03 Signal Booster Measurements v04(February 12,2016)<br>• FCC KDB Publication 935210 D04 Provider Specific Booster Measurements v02 (February 12,2016)<br>• FCC KDB Publication 935210 D05 Indus Booster Basic Meas v01r01 (February 12,2016) | | |

**Electromagnetic Compatibility (EMC)**

| Test Method | Test Specification(s) | Range | Comments |
|---|---|---|---|
| Unintentional Radiators | ANSI C63.4-2003<br>ANSI C63.4-2009 | | |
| Radiated and Conducted Emissions | ANSI C63.4:2014;<br>FCC OST/MP-05 (1986); ICES-001(2006);<br>ICES-002(2013);<br>ICES-003(2016);<br>ICES-005(2009);<br>CISPR 16-1-1(2015); CISPR 16-1-2(2014);<br>CISPR 16-1-3(2006); CISPR 16-2-1(2014);<br>CISPR 16-2-2(2010); CISPR 16-2-3(2014);<br>CISPR 16-2-5(2008); CISPR 16-4-2(2014);<br>EN 55016-1-1(2010);<br>EN 55016-1-2(2014);<br>EN 55016-1-3(2006);<br>EN 55016-1-4(2010);<br>EN 55016-2-1(2014);<br>EN 55016-2-2(2011);<br>EN 55016-2-3(2014);<br>EN 55016-4-2(2014); CISPR 11(2012);<br>EN 55011(2013);<br>AS/NZS CISPR 11(2013); KN 11 (RRA Announce 2015-110, Dec, 03, 2015);<br>VCCI V-3 (up to 6 GHz); VCCI V-5;<br>CNS 13438 | 9 kHz to 40 GHz | |



**END OF REPORT**



This document shall not be reproduced or utilized in any form or by any means, electronic or mechanical, including photocopying and microfilm, without permission in writing from LabTest Certification Inc.