BLE-125kbps Out-of-Band Emissions	
Channel 00 (2402MHz)	
100kHz PSD Reference Level	Low Band Edge
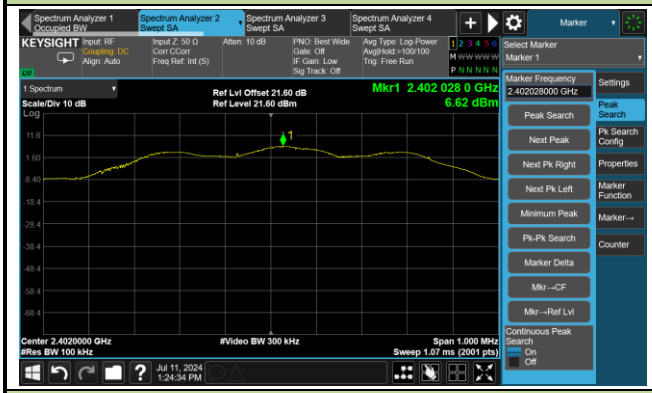	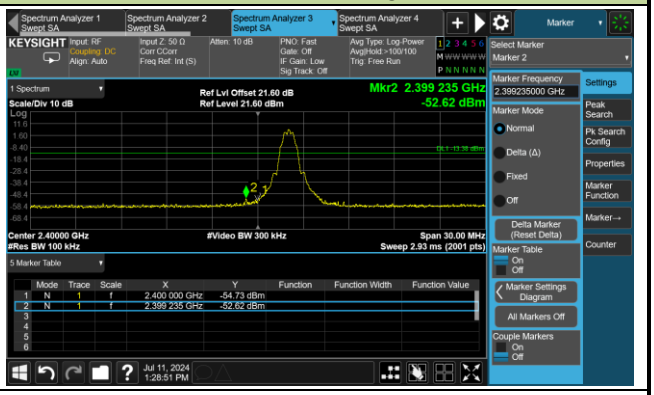
Spurious Emission 30MHz ~ 25GHz	
Channel 19 (2440MHz)	
100kHz PSD Reference Level	Spurious Emission 30MHz ~ 25GHz
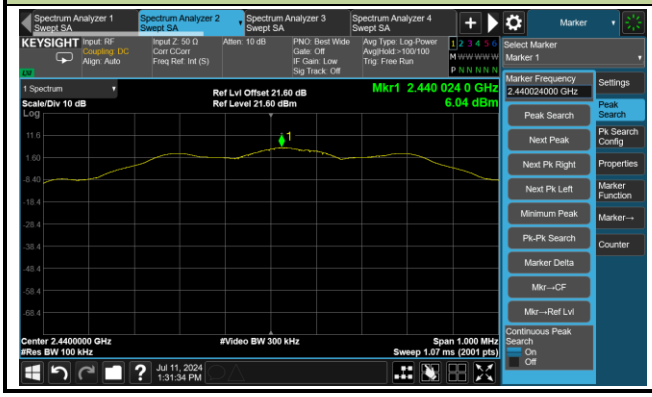	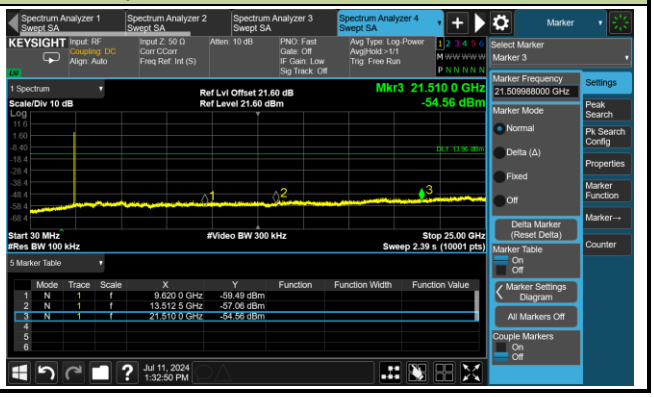

Channel 39 (2480MHz)	
100kHz PSD Reference Level	High Band Edge
	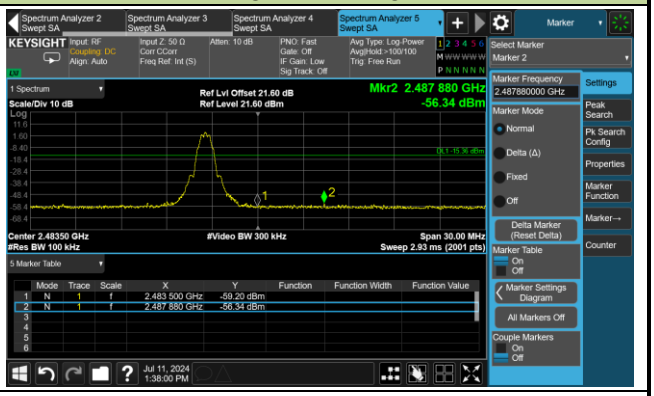
Spurious Emission 30MHz ~ 25GHz	
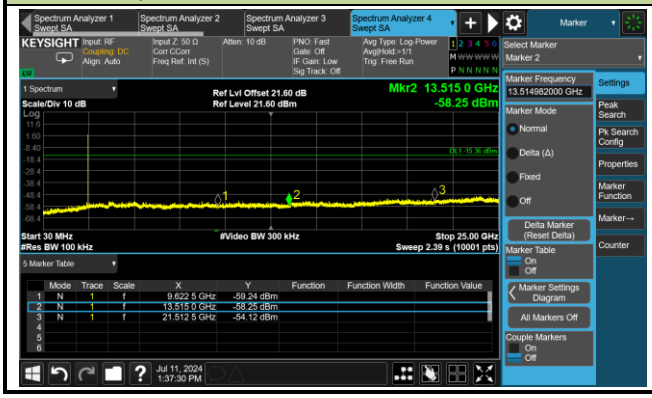	

A.6 Radiated Spurious Emission Test Result

Test Data of Engine S0703

Test Site	WZ-AC2	Test Engineer	Bob Zhang
Test Date	2024-07-09	Test Mode	BLE-1Mbps
Remark	1. Average measurement was not performed if peak level lower than average limit. 2. Other frequency was 20dB below limit line within 1-18GHz, there is not show in the report.		

Test Channel	Frequency (MHz)	Reading Level (dBμV)	Factor (dB/m)	Measure Level (dBμV/m)	Limit (dBμV/m)	Margin (dB)	Detector	Polarization
00	3825.4	35.8	0.2	36.0	74.0	-38.0	Peak	Horizontal
	4984.8	34.3	3.6	37.9	74.0	-36.1	Peak	Horizontal
	11570.6	30.2	17.3	47.5	74.0	-26.5	Peak	Horizontal
	3983.5	35.1	0.4	35.5	74.0	-38.5	Peak	Vertical
	4780.8	34.3	3.7	38.0	74.0	-36.0	Peak	Vertical
	11570.6	30.0	17.3	47.3	74.0	-26.7	Peak	Vertical
19	3879.8	34.2	0.3	34.5	74.0	-39.5	Peak	Horizontal
	4806.3	34.0	3.7	37.7	74.0	-36.3	Peak	Horizontal
	11013.0	31.8	16.5	48.3	74.0	-25.7	Peak	Horizontal
	3884.9	35.5	0.2	35.7	74.0	-38.3	Peak	Vertical
	4813.1	33.6	3.7	37.3	74.0	-36.7	Peak	Vertical
	11376.8	29.8	17.1	46.9	74.0	-27.1	Peak	Vertical
39	4160.3	35.3	1.1	36.4	74.0	-37.6	Peak	Horizontal
	4819.9	34.2	3.7	37.9	74.0	-36.1	Peak	Horizontal
	11732.1	30.5	17.4	47.9	74.0	-26.1	Peak	Horizontal
	4017.5	34.3	0.7	35.0	74.0	-39.0	Peak	Vertical
	4811.4	33.9	3.7	37.6	74.0	-36.4	Peak	Vertical
	11489.0	30.4	17.5	47.9	74.0	-26.1	Peak	Vertical

Note: Measure Level (dBμV/m) = Reading Level (dBμV) + Factor (dB/m)

Factor (dB/m) = Cable Loss (dB) + Antenna Factor (dB/m) - Pre_Amplifier Gain (dB)

Test Site	WZ-AC2	Test Engineer	Bob Zhang
Test Date	2024-07-09	Test Mode	BLE-2Mbps
Remark	1. Average measurement was not performed if peak level lower than average limit. 2. Other frequency was 20dB below limit line within 1-18GHz, there is not show in the report.		

Test Channel	Frequency (MHz)	Reading Level (dBμV)	Factor (dB/m)	Measure Level (dBμV/m)	Limit (dBμV/m)	Margin (dB)	Detector	Polarization
00	4022.6	33.2	0.8	34.0	74.0	-40.0	Peak	Horizontal
	4818.2	33.7	3.7	37.4	74.0	-36.6	Peak	Horizontal
	11572.3	28.6	17.3	45.9	74.0	-28.1	Peak	Horizontal
	4092.3	35.1	0.9	36.0	74.0	-38.0	Peak	Vertical
	4811.4	34.3	3.7	38.0	74.0	-36.0	Peak	Vertical
	11526.4	29.8	17.2	47.0	74.0	-27.0	Peak	Vertical
19	3857.7	35.0	0.2	35.2	74.0	-38.8	Peak	Horizontal
	4918.5	33.3	3.6	36.9	74.0	-37.1	Peak	Horizontal
	11813.7	30.9	17.5	48.4	74.0	-25.6	Peak	Horizontal
	3884.9	35.4	0.2	35.6	74.0	-38.4	Peak	Vertical
	4808.0	34.3	3.7	38.0	74.0	-36.0	Peak	Vertical
	11465.2	29.9	17.3	47.2	74.0	-26.8	Peak	Vertical
39	4097.4	35.3	1.0	36.3	74.0	-37.7	Peak	Horizontal
	4821.6	34.7	3.7	38.4	74.0	-35.6	Peak	Horizontal
	11585.9	30.2	17.2	47.4	74.0	-26.6	Peak	Horizontal
	3861.1	36.0	0.2	36.2	74.0	-37.8	Peak	Vertical
	4808.0	34.3	3.7	38.0	74.0	-36.0	Peak	Vertical
	11579.1	30.5	17.3	47.8	74.0	-26.2	Peak	Vertical

Note: Measure Level (dBμV/m) = Reading Level (dBμV) + Factor (dB/m)

Factor (dB/m) = Cable Loss (dB) + Antenna Factor (dB/m) - Pre_Amplifier Gain (dB)

Test Site	WZ-AC2	Test Engineer	Bob Zhang
Test Date	2024-07-12	Test Mode	BLE-500kbps (S2)
Remark	1. Average measurement was not performed if peak level lower than average limit. 2. Other frequency was 20dB below limit line within 1-18GHz, there is not show in the report.		

Test Channel	Frequency (MHz)	Reading Level (dBμV)	Factor (dB/m)	Measure Level (dBμV/m)	Limit (dBμV/m)	Margin (dB)	Detector	Polarization
00	4097.4	36.5	1.0	37.5	74.0	-36.5	Peak	Horizontal
	4855.6	35.8	3.6	39.4	74.0	-34.6	Peak	Horizontal
	11696.4	33.7	17.3	51.0	74.0	-23.0	Peak	Horizontal
	4039.6	36.3	0.9	37.2	74.0	-36.8	Peak	Vertical
	4794.4	35.1	3.8	38.9	74.0	-35.1	Peak	Vertical
	11676.0	33.0	17.2	50.2	74.0	-23.8	Peak	Vertical
19	4100.8	36.8	1.0	37.8	74.0	-36.2	Peak	Horizontal
	4802.9	34.9	3.7	38.6	74.0	-35.4	Peak	Horizontal
	11795.0	33.2	17.4	50.6	74.0	-23.4	Peak	Horizontal
	4114.4	36.1	1.1	37.2	74.0	-36.8	Peak	Vertical
	4723.0	35.0	3.4	38.4	74.0	-35.6	Peak	Vertical
	12058.5	33.4	16.8	50.2	74.0	-23.8	Peak	Vertical
39	4088.9	36.8	0.9	37.7	74.0	-36.3	Peak	Horizontal
	4874.3	35.8	3.4	39.2	74.0	-34.8	Peak	Horizontal
	12155.4	34.0	16.9	50.9	74.0	-23.1	Peak	Horizontal
	4112.7	36.7	1.1	37.8	74.0	-36.2	Peak	Vertical
	4874.3	35.9	3.4	39.3	74.0	-34.7	Peak	Vertical
	11512.8	32.6	17.2	49.8	74.0	-24.2	Peak	Vertical

Note: Measure Level (dBμV/m) = Reading Level (dBμV) + Factor (dB/m)

Factor (dB/m) = Cable Loss (dB) + Antenna Factor (dB/m) - Pre_Amplifier Gain (dB)

Test Site	WZ-AC2	Test Engineer	Bob Zhang
Test Date	2024-07-12	Test Mode	BLE-125kbps (S8)
Remark	1. Average measurement was not performed if peak level lower than average limit. 2. Other frequency was 20dB below limit line within 1-18GHz, there is not show in the report.		

Test Channel	Frequency (MHz)	Reading Level (dBμV)	Factor (dB/m)	Measure Level (dBμV/m)	Limit (dBμV/m)	Margin (dB)	Detector	Polarization
00	4026.0	36.1	0.9	37.0	74.0	-37.0	Peak	Horizontal
	4850.5	35.2	3.6	38.8	74.0	-35.2	Peak	Horizontal
	12133.3	24.6	17.1	41.7	54.0	-12.3	Average	Horizontal
	12133.3	34.2	17.1	51.3	74.0	-22.7	Peak	Horizontal
	4082.1	36.2	0.9	37.1	74.0	-36.9	Peak	Vertical
	4639.7	36.5	3.1	39.6	74.0	-34.4	Peak	Vertical
	11693.0	32.6	17.3	49.9	74.0	-24.1	Peak	Vertical
19	4088.9	36.7	0.9	37.6	74.0	-36.4	Peak	Horizontal
	4823.3	35.7	3.7	39.4	74.0	-34.6	Peak	Horizontal
	11553.6	33.1	17.4	50.5	74.0	-23.5	Peak	Horizontal
	4087.2	36.9	0.9	37.8	74.0	-36.2	Peak	Vertical
	4884.5	35.1	3.4	38.5	74.0	-35.5	Peak	Vertical
	11245.9	31.8	17.0	48.8	74.0	-25.2	Peak	Vertical
39	4167.1	37.4	1.1	38.5	74.0	-35.5	Peak	Horizontal
	4697.5	36.1	3.5	39.6	74.0	-34.4	Peak	Horizontal
	11565.5	32.5	17.4	49.9	74.0	-24.1	Peak	Horizontal
	4022.6	37.0	0.8	37.8	74.0	-36.2	Peak	Vertical
	4644.8	35.8	3.1	38.9	74.0	-35.1	Peak	Vertical
	11659.0	32.0	17.6	49.6	74.0	-24.4	Peak	Vertical

Note: Measure Level (dBμV/m) = Reading Level (dBμV) + Factor (dB/m)

Factor (dB/m) = Cable Loss (dB) + Antenna Factor (dB/m) - Pre_Amplifier Gain (dB)

The Result of Radiated Emission below 1GHz:

Site	WZ-AC2	Test Date	2024-07-15
Test Engineer	Bob Zhang	Temp./Humidity	25.4°C/61.0%
Factor	VULB 9162_30-7000MHz	Polarity	Horizontal
EUT	Mobile Computer	Test Voltage	By Battery
Test Mode	Transmit by BLE 1Mbps at 2402MHz		

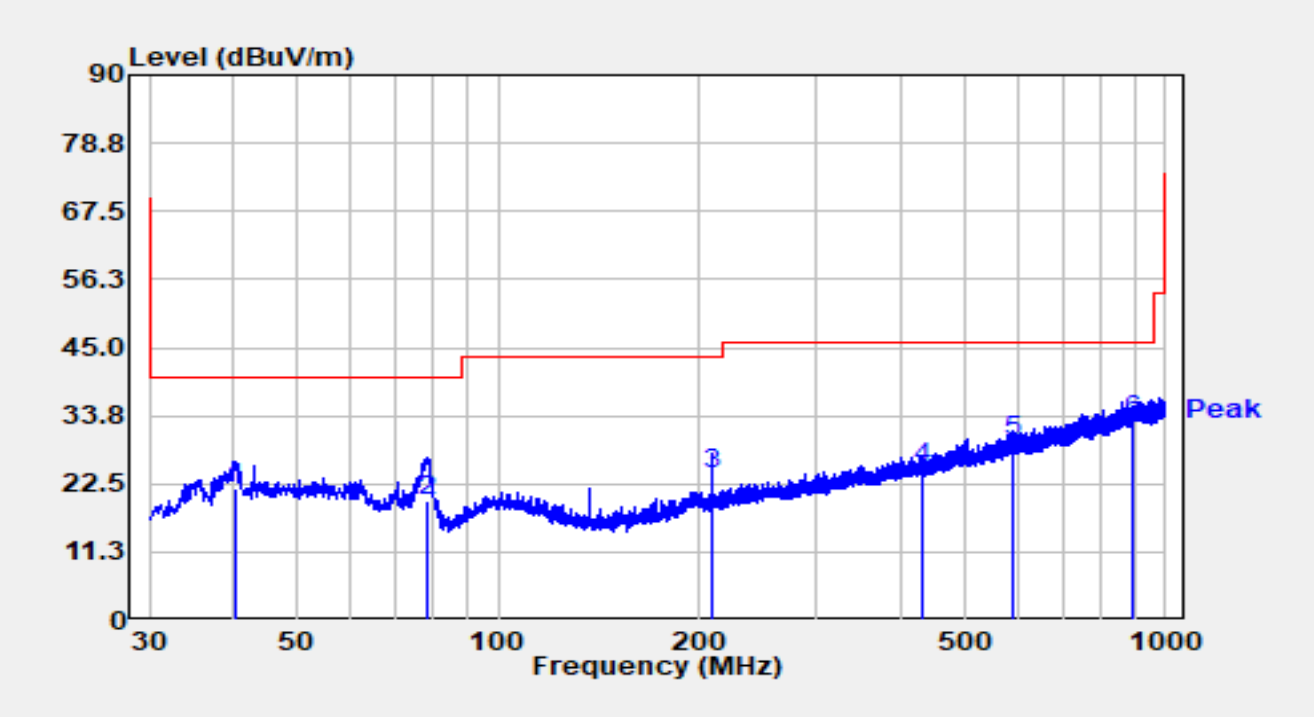

No	Mark	Frequency (MHz)	Reading (dBμV)	C.F (dB/m)	Measurement (dBμV/m)	Margin (dB)	Limit (dBμV/m)	Detector
1		40.282	2.50	19.29	21.79	-18.21	40.00	QP
2		78.015	5.70	14.12	19.82	-20.18	40.00	QP
3		209.159	5.80	18.41	24.21	-19.29	43.50	QP
4		432.938	1.10	24.06	25.16	-20.84	46.00	QP
5		589.205	2.10	27.55	29.65	-16.35	46.00	QP
6	*	893.785	1.20	31.89	33.09	-12.91	46.00	QP

Notes:

1. " *", means this data is the worst emission level.
2. C.F (dB/m) = Antenna Factor (dB/m) + Cable Loss (dB).
3. Measurement (dBμV/m) = Reading (dBμV) + C.F (dB/m).
4. The amplitude of radiated emissions (frequency range from 9kHz to 30MHz and 18GHz to 25GHz) is that proximity to ambient noise, which also are attenuated more than 20 dB below the permissible value. Therefore, the data is not presented in the report.

Site	WZ-AC2	Test Date	2024-07-15
Test Engineer	Bob Zhang	Temp./Humidity	25.4°C/61.0%
Factor	VULB 9162_30-7000MHz	Polarity	Vertical
EUT	Mobile Computer	Test Voltage	By Battery
Test Mode	Transmit by BLE 1Mbps at 2402MHz		

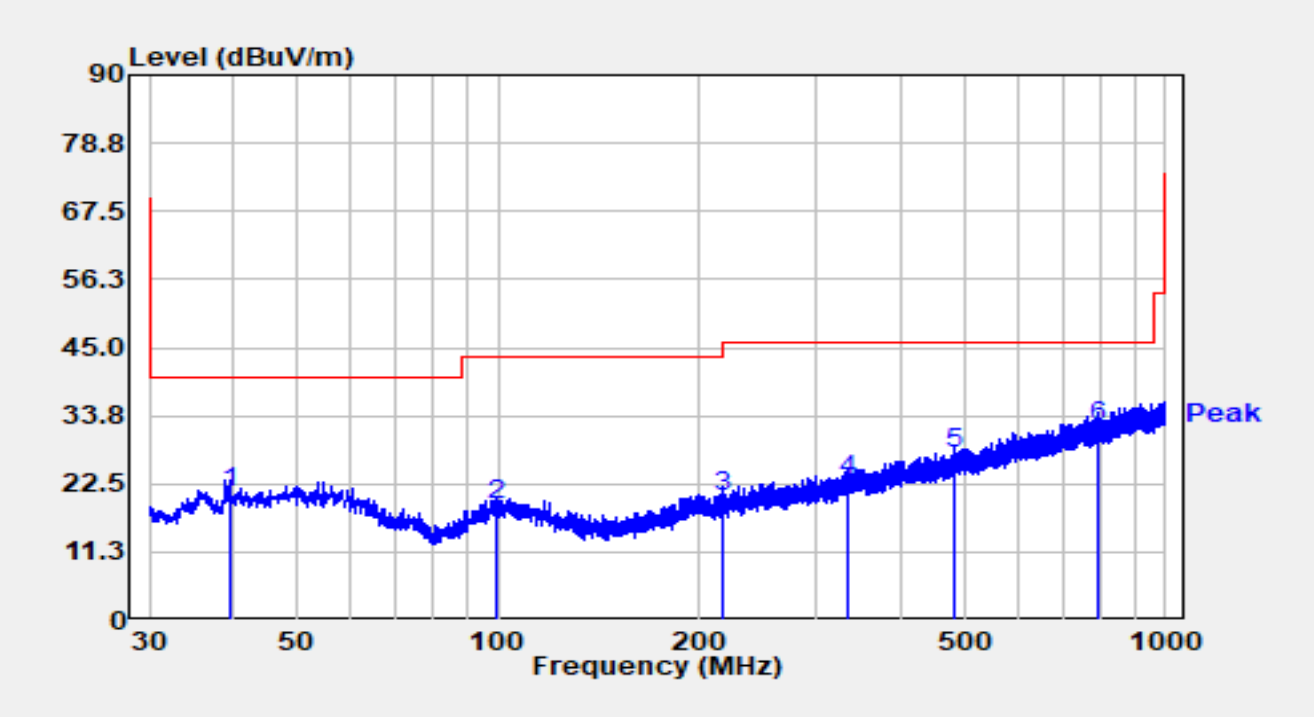

No	Mark	Frequency (MHz)	Reading (dBμV)	C.F (dB/m)	Measurement (dBμV/m)	Margin (dB)	Limit (dBμV/m)	Detector
1		39.603	2.10	19.10	21.20	-18.80	40.00	QP
2		99.646	0.50	18.58	19.08	-24.42	43.50	QP
3		217.501	1.40	18.84	20.24	-25.76	46.00	QP
4		334.968	0.80	22.30	23.10	-22.90	46.00	QP
5		482.408	2.30	25.19	27.49	-18.51	46.00	QP
6	*	795.136	1.20	30.66	31.86	-14.14	46.00	QP

Notes:

1. " *", means this data is the worst emission level.
2. C.F (dB/m) = Antenna Factor (dB/m) + Cable Loss (dB).
3. Measurement (dBμV/m) = Reading (dBμV) + C.F (dB/m).
4. The amplitude of radiated emissions (frequency range from 9kHz to 30MHz and 18GHz to 25GHz) is that proximity to ambient noise, which also are attenuated more than 20 dB below the permissible value. Therefore, the data is not presented in the report.

Test Data of Engine S0803/N6803

Test Site	WZ-AC2	Test Engineer	Bob Zhang
Test Date	2024-07-18	Test Mode	BLE-125kbps (S8)
Remark	1. Average measurement was not performed if peak level lower than average limit. 2. Other frequency was 20dB below limit line within 1-18GHz, there is not show in the report.		

Test Channel	Frequency (MHz)	Reading Level (dBμV)	Factor (dB/m)	Measure Level (dBμV/m)	Limit (dBμV/m)	Margin (dB)	Detector	Polarization
00	4105.9	34.4	1.1	35.5	74.0	-38.5	Peak	Horizontal
	4984.8	35.8	3.6	39.4	74.0	-34.6	Peak	Horizontal
	11652.2	30.1	17.6	47.7	74.0	-26.3	Peak	Horizontal
	3901.9	35.3	0.2	35.5	74.0	-38.5	Peak	Vertical
	4692.4	33.0	3.5	36.5	74.0	-37.5	Peak	Vertical
	11562.1	30.5	17.4	47.9	74.0	-26.1	Peak	Vertical
Note: Measure Level (dBμV/m) = Reading Level (dBμV) + Factor (dB/m) Factor (dB/m) = Cable Loss (dB) + Antenna Factor (dB/m) - Pre_Amplifier Gain (dB)								

A.7 Radiated Restricted Band Edge Test Result

Test Data of Engine S0703

Site	WZ-AC2	Test Date	2024-07-12
Test Engineer	Bob Zhang	Temp./Humidity	24.3°C/44.3%
Factor	BBHA 9120D_1457_1-18GHz	Polarity	Horizontal
EUT	Mobile Computer	Test Voltage	By Battery
Test Mode	Transmit by BLE 1Mbps at 2402MHz		

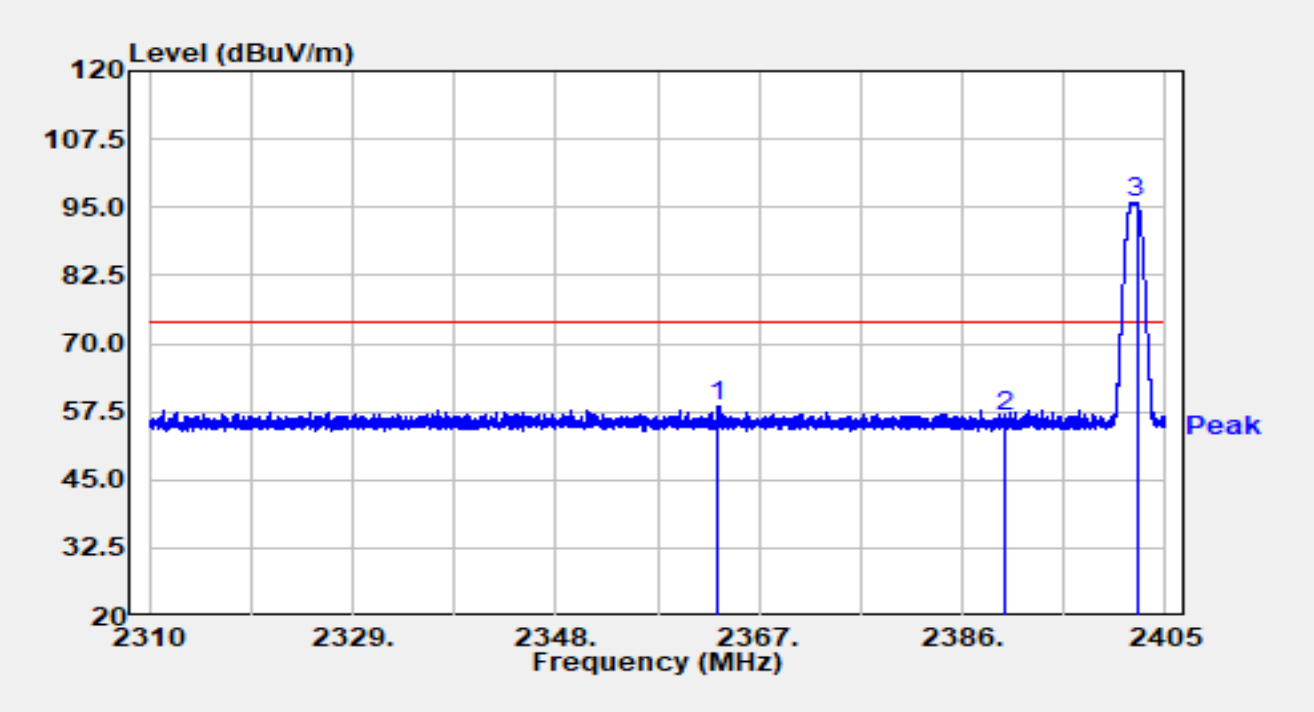

No	Mark	Frequency (MHz)	Reading (dBµV)	C.F (dB/m)	Measurement (dBµV/m)	Margin (dB)	Limit (dBµV/m)	Detector
1		2363.219	25.90	32.67	58.57	-15.43	74.00	Peak
2		2390.000	24.14	32.53	56.66	-17.34	74.00	Peak
3	*	2402.302	63.28	32.49	95.77	N/A	N/A	Peak

Notes:

1. " *", means this data is the worst emission level.
2. C.F (dB/m) = Antenna Factor (dB/m) + Cable Loss (dB).
3. Measurement (dBµV/m) = Reading (dBµV) + C.F (dB/m).

Site	WZ-AC2	Test Date	2024-07-12
Test Engineer	Bob Zhang	Temp./Humidity	24.3°C/44.3%
Factor	BBHA 9120D_1457_1-18GHz	Polarity	Horizontal
EUT	Mobile Computer	Test Voltage	By Battery
Test Mode	Transmit by BLE 1Mbps at 2402MHz		

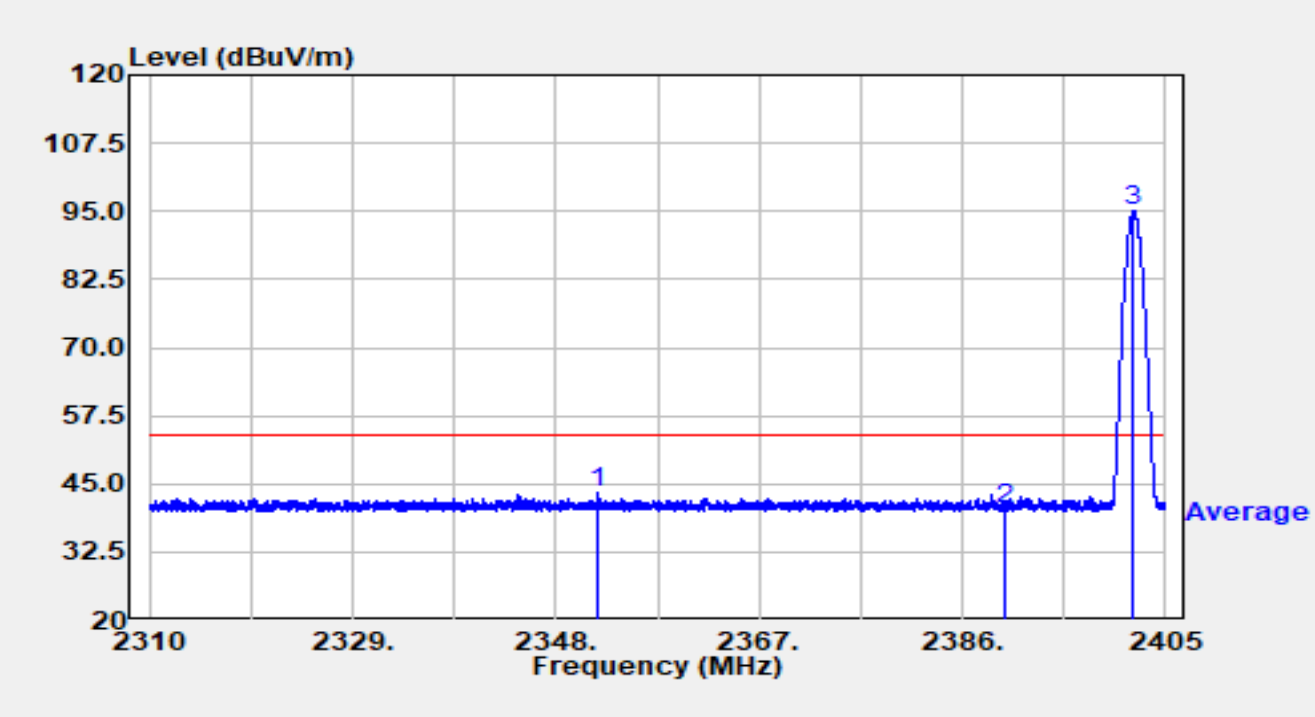

No	Mark	Frequency (MHz)	Reading (dBμV)	C.F (dB/m)	Measurement (dBμV/m)	Margin (dB)	Limit (dBμV/m)	Detector
1		2351.971	10.46	32.75	43.22	-10.78	54.00	Average
2		2390.000	7.99	32.53	40.52	-13.48	54.00	Average
3	*	2402.036	62.51	32.49	95.00	N/A	N/A	Average

Notes:

1. " *", means this data is the worst emission level.
2. C.F (dB/m) = Antenna Factor (dB/m) + Cable Loss (dB).
3. Measurement (dBμV/m) = Reading (dBμV) + C.F (dB/m).

Site	WZ-AC2	Test Date	2024-07-12
Test Engineer	Bob Zhang	Temp./Humidity	24.3°C/44.3%
Factor	BBHA 9120D_1457_1-18GHz	Polarity	Vertical
EUT	Mobile Computer	Test Voltage	By Battery
Test Mode	Transmit by BLE 1Mbps at 2402MHz		

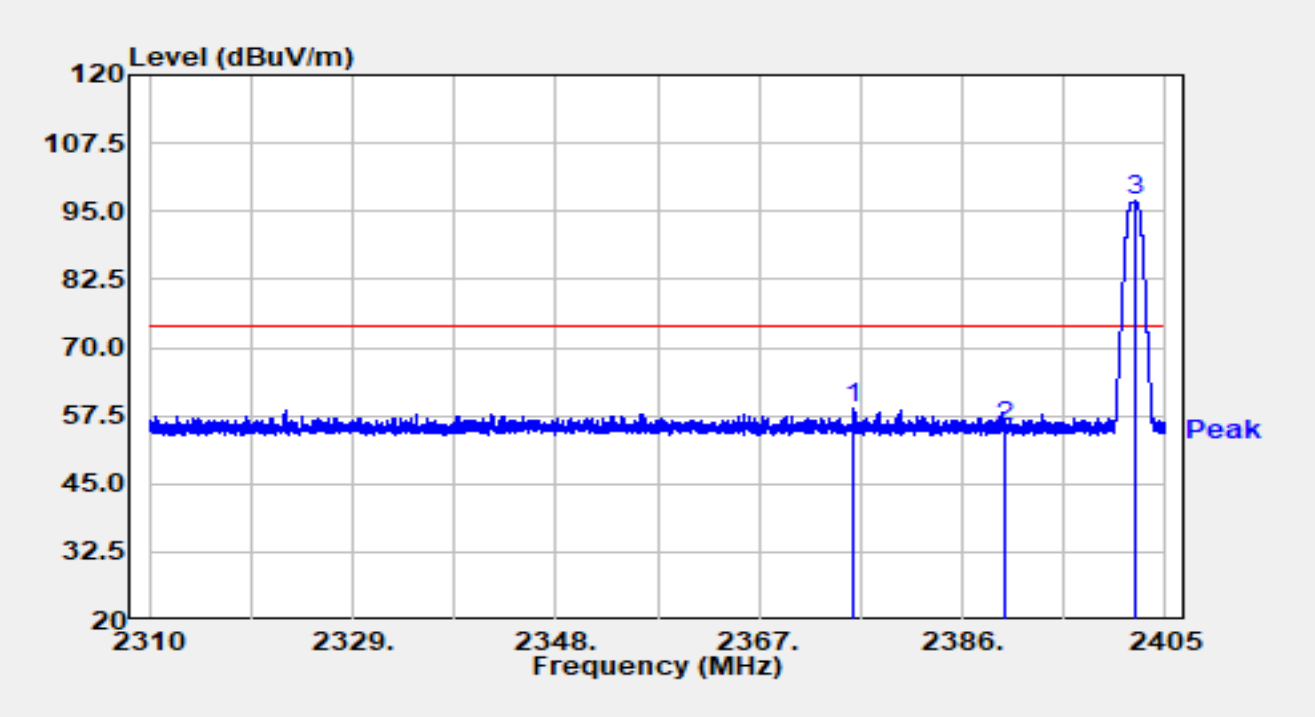

No	Mark	Frequency (MHz)	Reading (dBμV)	C.F (dB/m)	Measurement (dBμV/m)	Margin (dB)	Limit (dBμV/m)	Detector
1		2375.902	26.09	32.59	58.68	-15.32	74.00	Peak
2		2390.000	23.12	32.53	55.65	-18.35	74.00	Peak
3	*	2402.283	64.32	32.49	96.81	N/A	N/A	Peak

Notes:

1. " *", means this data is the worst emission level.
2. C.F (dB/m) = Antenna Factor (dB/m) + Cable Loss (dB).
3. Measurement (dBμV/m) = Reading (dBμV) + C.F (dB/m).

Site	WZ-AC2	Test Date	2024-07-12
Test Engineer	Bob Zhang	Temp./Humidity	24.3°C/44.3%
Factor	BBHA 9120D_1457_1-18GHz	Polarity	Vertical
EUT	Mobile Computer	Test Voltage	By Battery
Test Mode	Transmit by BLE 1Mbps at 2402MHz		

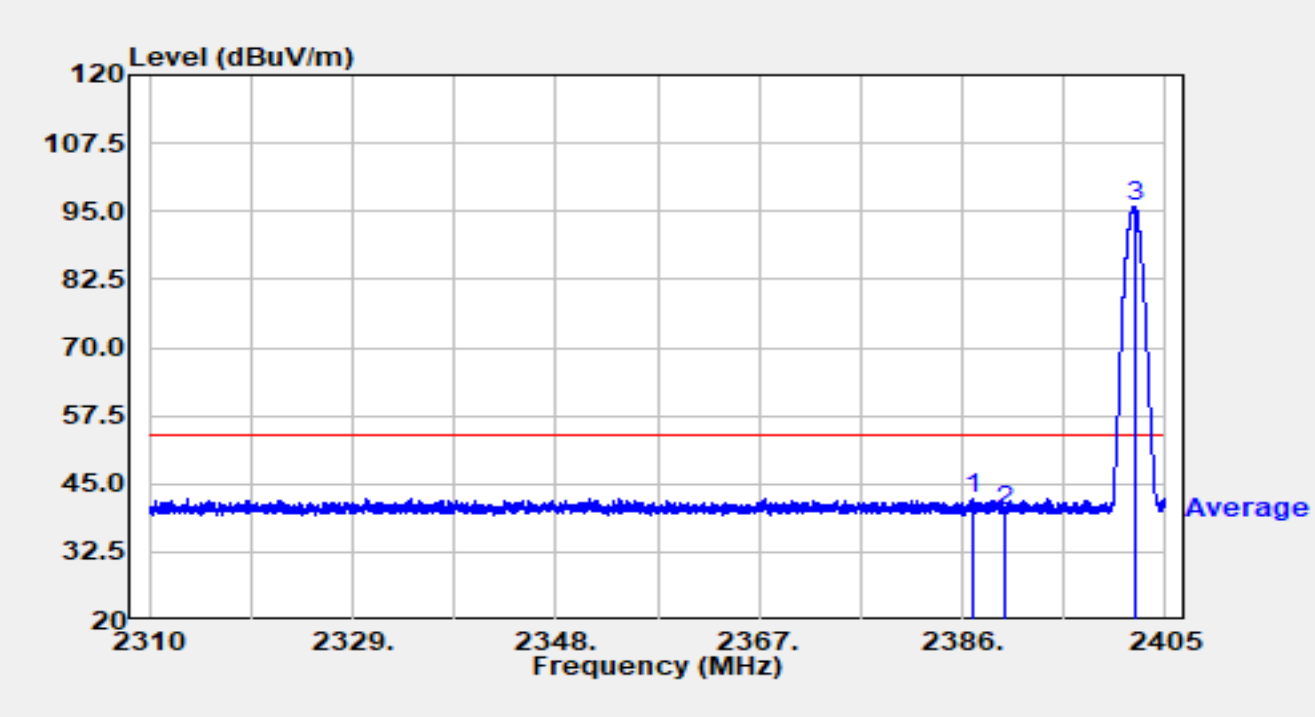

No	Mark	Frequency (MHz)	Reading (dBμV)	C.F (dB/m)	Measurement (dBμV/m)	Margin (dB)	Limit (dBμV/m)	Detector
1		2386.884	9.92	32.54	42.45	-11.55	54.00	Average
2		2390.000	7.49	32.53	40.01	-13.99	54.00	Average
3	*	2402.122	63.44	32.49	95.92	N/A	N/A	Average

Notes:

1. " *", means this data is the worst emission level.
2. C.F (dB/m) = Antenna Factor (dB/m) + Cable Loss (dB).
3. Measurement (dBμV/m) = Reading (dBμV) + C.F (dB/m).

Site	WZ-AC2	Test Date	2024-07-12
Test Engineer	Bob Zhang	Temp./Humidity	24.3°C/44.3%
Factor	BBHA 9120D_1457_1-18GHz	Polarity	Horizontal
EUT	Mobile Computer	Test Voltage	By Battery
Test Mode	Transmit by BLE 1Mbps at 2480MHz		

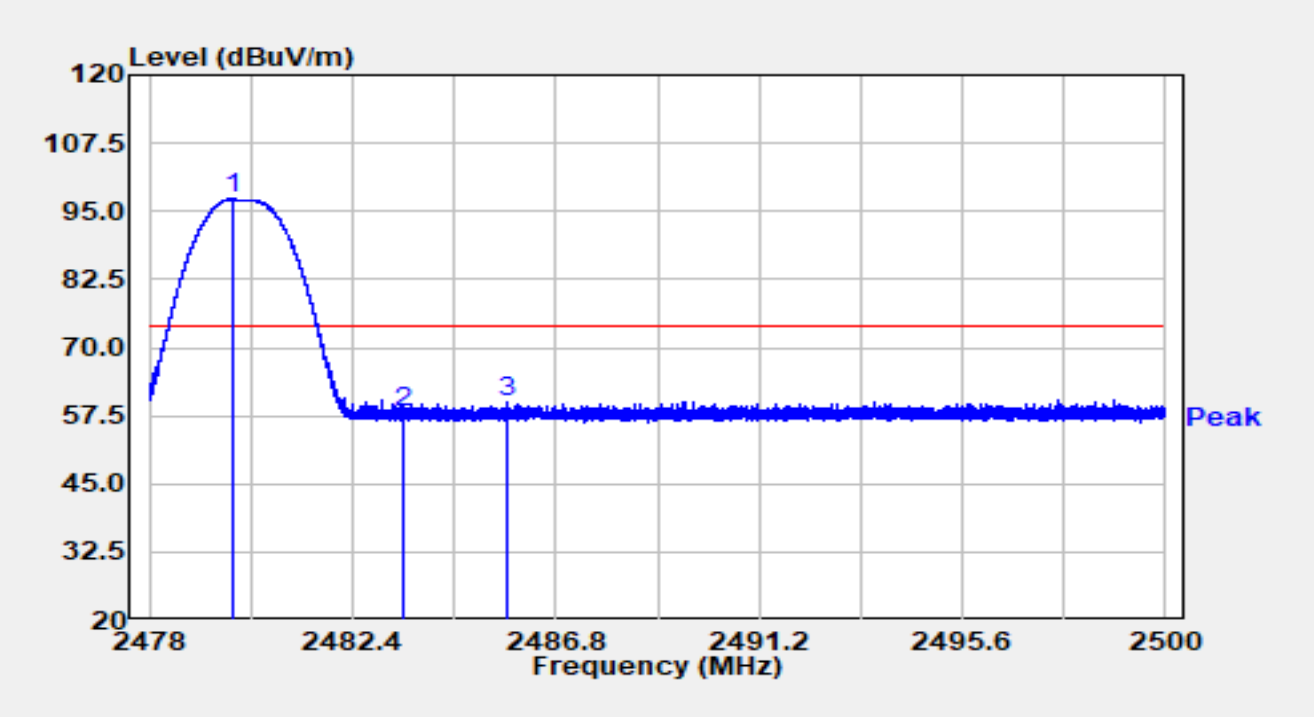

No	Mark	Frequency (MHz)	Reading (dBμV)	C.F (dB/m)	Measurement (dBμV/m)	Margin (dB)	Limit (dBμV/m)	Detector
1	*	2479.813	64.91	32.38	97.30	N/A	N/A	Peak
2		2483.500	25.58	32.38	57.97	-16.03	74.00	Peak
3		2485.762	27.65	32.38	60.03	-13.97	74.00	Peak

Notes:

1. " *", means this data is the worst emission level.
2. C.F (dB/m) = Antenna Factor (dB/m) + Cable Loss (dB).
3. Measurement (dBμV/m) = Reading (dBμV) + C.F (dB/m).

Site	WZ-AC2	Test Date	2024-07-12
Test Engineer	Bob Zhang	Temp./Humidity	24.3°C/44.3%
Factor	BBHA 9120D_1457_1-18GHz	Polarity	Horizontal
EUT	Mobile Computer	Test Voltage	By Battery
Test Mode	Transmit by BLE 1Mbps at 2480MHz		

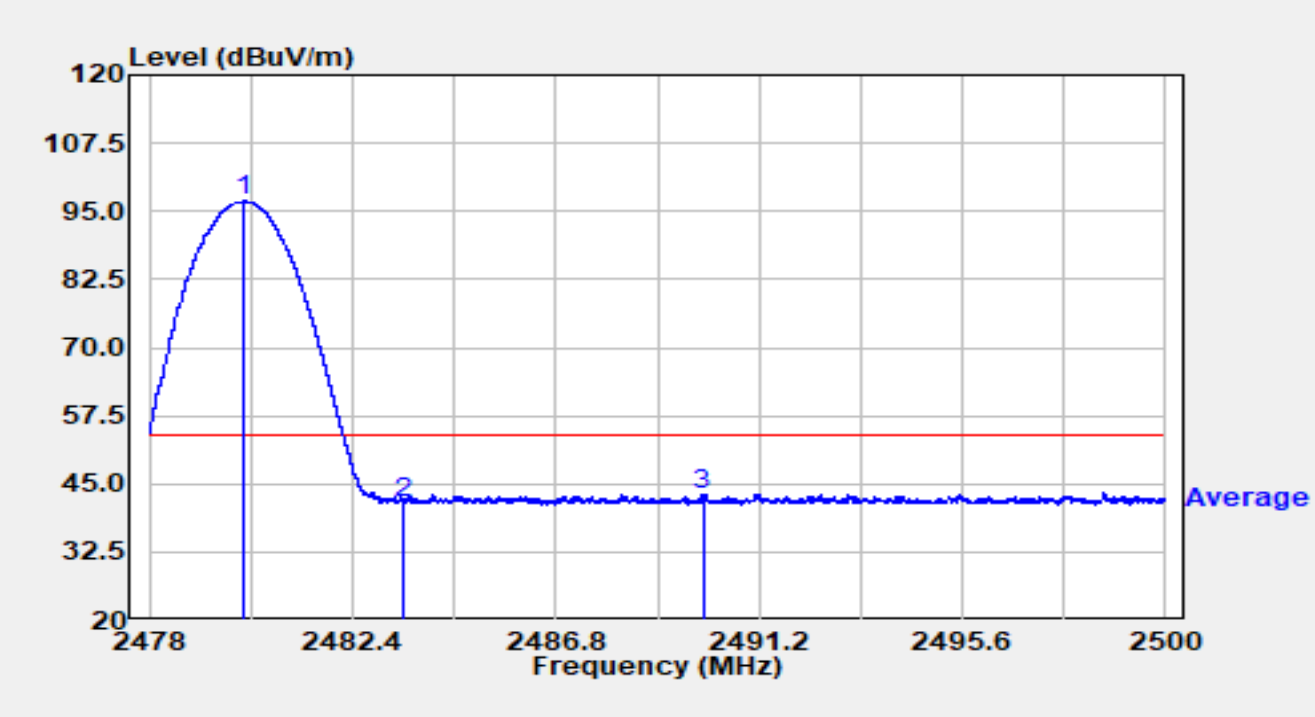

No	Mark	Frequency (MHz)	Reading (dBμV)	C.F (dB/m)	Measurement (dBμV/m)	Margin (dB)	Limit (dBμV/m)	Detector
1	*	2480.064	64.45	32.38	96.84	N/A	N/A	Average
2		2483.500	9.26	32.38	41.64	-12.36	54.00	Average
3		2489.981	10.81	32.38	43.18	-10.82	54.00	Average

Notes:

1. " *", means this data is the worst emission level.
2. C.F (dB/m) = Antenna Factor (dB/m) + Cable Loss (dB).
3. Measurement (dBμV/m) = Reading (dBμV) + C.F (dB/m).

Site	WZ-AC2	Test Date	2024-07-12
Test Engineer	Bob Zhang	Temp./Humidity	24.3°C/44.3%
Factor	BBHA 9120D_1457_1-18GHz	Polarity	Vertical
EUT	Mobile Computer	Test Voltage	By Battery
Test Mode	Transmit by BLE 1Mbps at 2480MHz		

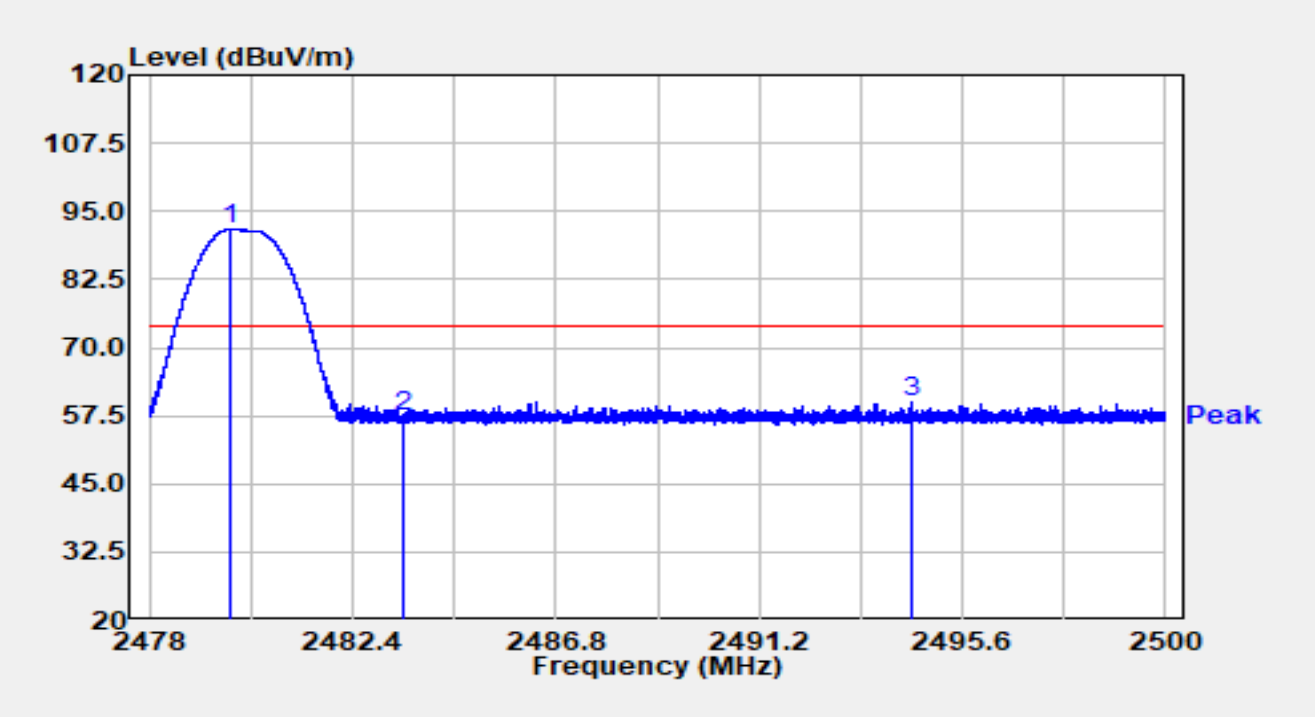

No	Mark	Frequency (MHz)	Reading (dBμV)	C.F (dB/m)	Measurement (dBμV/m)	Margin (dB)	Limit (dBμV/m)	Detector
1	*	2479.751	59.47	32.38	91.85	N/A	N/A	Peak
2		2483.500	25.03	32.38	57.42	-16.58	74.00	Peak
3		2494.498	27.56	32.39	59.95	-14.05	74.00	Peak

Notes:

1. " *", means this data is the worst emission level.
2. C.F (dB/m) = Antenna Factor (dB/m) + Cable Loss (dB).
3. Measurement (dBμV/m) = Reading (dBμV) + C.F (dB/m).

Site	WZ-AC2	Test Date	2024-07-12
Test Engineer	Bob Zhang	Temp./Humidity	24.3°C/44.3%
Factor	BBHA 9120D_1457_1-18GHz	Polarity	Vertical
EUT	Mobile Computer	Test Voltage	By Battery
Test Mode	Transmit by BLE 1Mbps at 2480MHz		

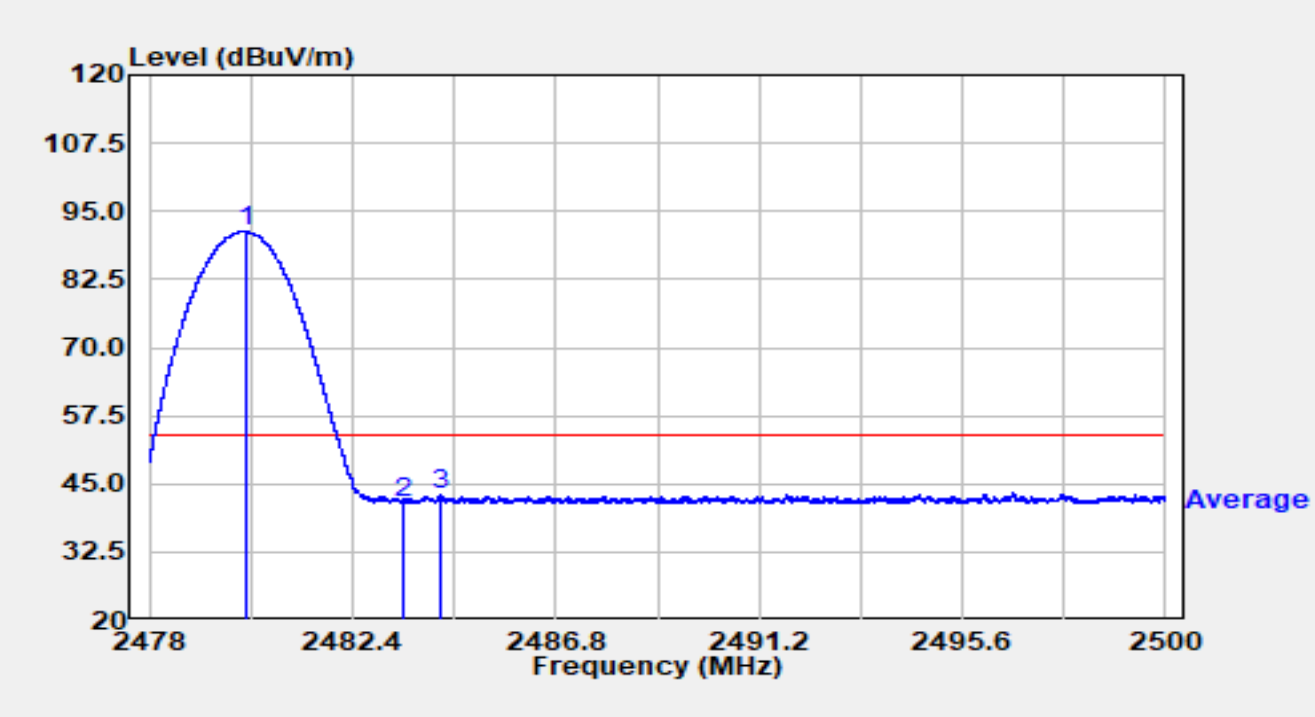

No	Mark	Frequency (MHz)	Reading (dBμV)	C.F (dB/m)	Measurement (dBμV/m)	Margin (dB)	Limit (dBμV/m)	Detector
1	*	2480.099	58.94	32.38	91.32	N/A	N/A	Average
2		2483.500	9.14	32.38	41.52	-12.48	54.00	Average
3		2484.279	10.60	32.38	42.98	-11.02	54.00	Average

Notes:

1. " *", means this data is the worst emission level.
2. C.F (dB/m) = Antenna Factor (dB/m) + Cable Loss (dB).
3. Measurement (dBμV/m) = Reading (dBμV) + C.F (dB/m).

Site	WZ-AC2	Test Date	2024-07-12
Test Engineer	Bob Zhang	Temp./Humidity	24.3°C/44.3%
Factor	BBHA 9120D_1457_1-18GHz	Polarity	Horizontal
EUT	Mobile Computer	Test Voltage	By Battery
Test Mode	Transmit by BLE 2Mbps at 2402MHz		

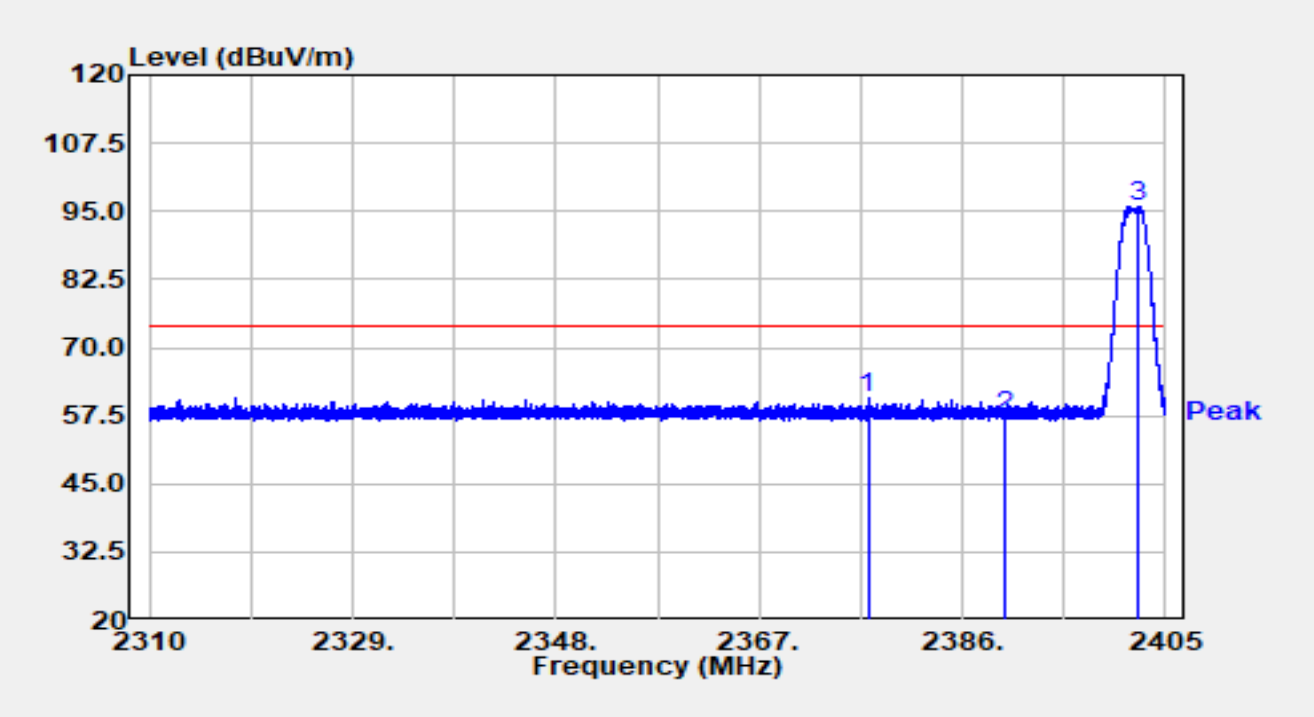

No	Mark	Frequency (MHz)	Reading (dBμV)	C.F (dB/m)	Measurement (dBμV/m)	Margin (dB)	Limit (dBμV/m)	Detector
1		2377.165	28.35	32.58	60.93	-13.07	74.00	Peak
2		2390.000	24.66	32.53	57.19	-16.81	74.00	Peak
3	*	2402.473	63.43	32.49	95.92	N/A	N/A	Peak

Notes:

1. " *", means this data is the worst emission level.
2. C.F (dB/m) = Antenna Factor (dB/m) + Cable Loss (dB).
3. Measurement (dBμV/m) = Reading (dBμV) + C.F (dB/m).

Site	WZ-AC2	Test Date	2024-07-12
Test Engineer	Bob Zhang	Temp./Humidity	24.3°C/44.3%
Factor	BBHA 9120D_1457_1-18GHz	Polarity	Horizontal
EUT	Mobile Computer	Test Voltage	By Battery
Test Mode	Transmit by BLE 2Mbps at 2402MHz		

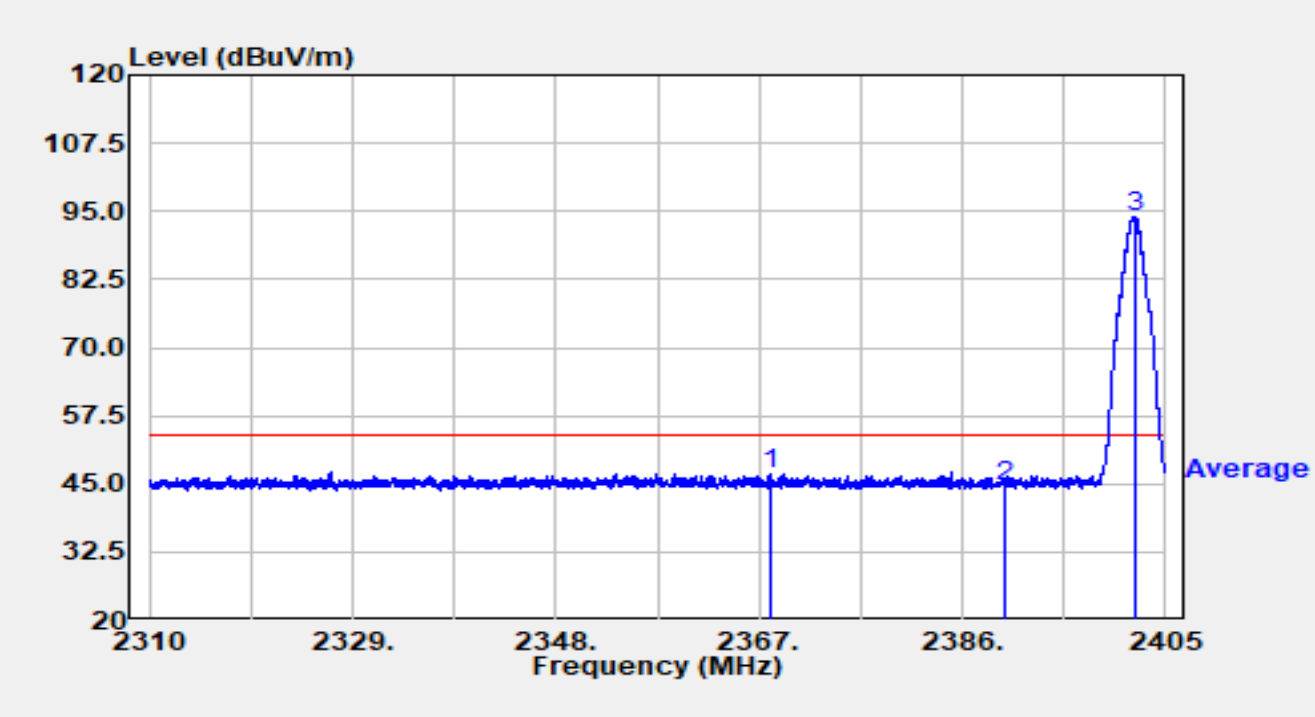

No	Mark	Frequency (MHz)	Reading (dBμV)	C.F (dB/m)	Measurement (dBμV/m)	Margin (dB)	Limit (dBμV/m)	Detector
1		2367.969	14.33	32.64	46.96	-7.04	54.00	Average
2		2390.000	12.12	32.53	44.64	-9.36	54.00	Average
3	*	2402.159	61.53	32.49	94.02	N/A	N/A	Average

Notes:

1. " *", means this data is the worst emission level.
2. C.F (dB/m) = Antenna Factor (dB/m) + Cable Loss (dB).
3. Measurement (dBμV/m) = Reading (dBμV) + C.F (dB/m).

Site	WZ-AC2	Test Date	2024-07-12
Test Engineer	Bob Zhang	Temp./Humidity	24.3°C/44.3%
Factor	BBHA 9120D_1457_1-18GHz	Polarity	Vertical
EUT	Mobile Computer	Test Voltage	By Battery
Test Mode	Transmit by BLE 2Mbps at 2402MHz		

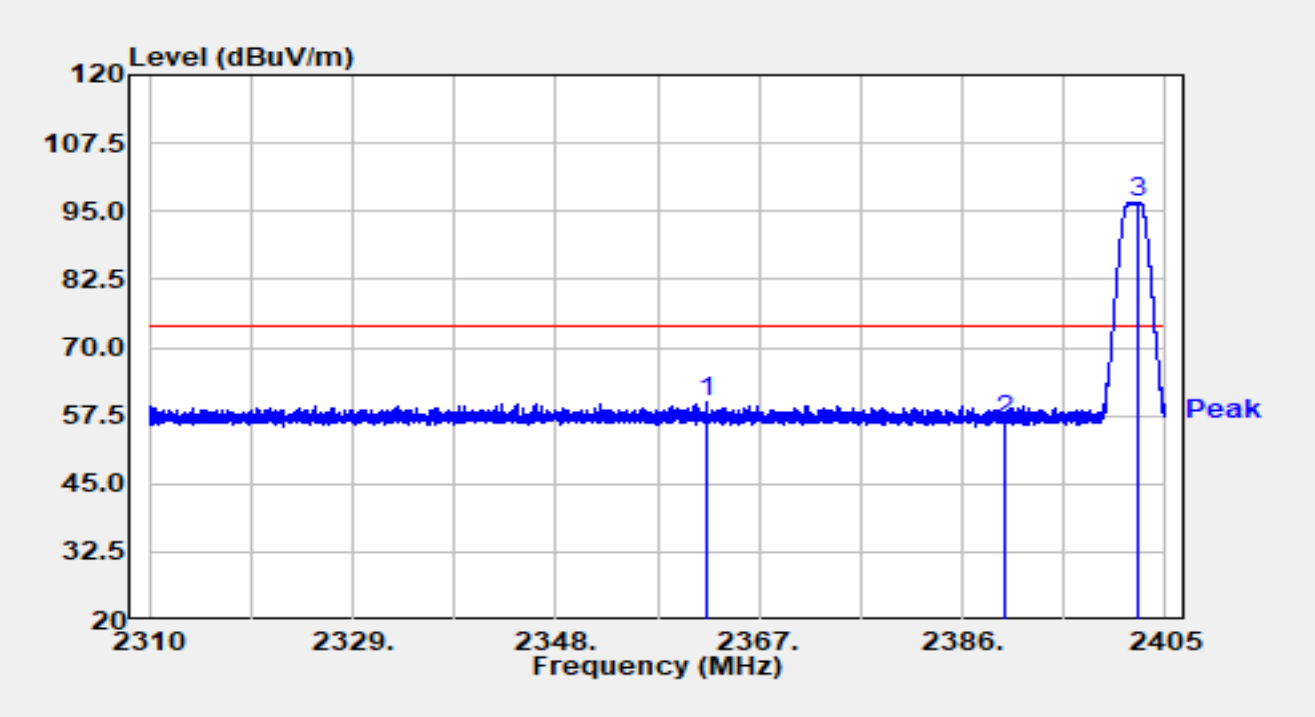

No	Mark	Frequency (MHz)	Reading (dBμV)	C.F (dB/m)	Measurement (dBμV/m)	Margin (dB)	Limit (dBμV/m)	Detector
1		2362.126	27.21	32.68	59.89	-14.11	74.00	Peak
2		2390.000	23.89	32.53	56.42	-17.58	74.00	Peak
3	*	2402.521	64.25	32.49	96.73	N/A	N/A	Peak

Notes:

1. " *", means this data is the worst emission level.
2. C.F (dB/m) = Antenna Factor (dB/m) + Cable Loss (dB).
3. Measurement (dBμV/m) = Reading (dBμV) + C.F (dB/m).

Site	WZ-AC2	Test Date	2024-07-12
Test Engineer	Bob Zhang	Temp./Humidity	24.3°C/44.3%
Factor	BBHA 9120D_1457_1-18GHz	Polarity	Vertical
EUT	Mobile Computer	Test Voltage	By Battery
Test Mode	Transmit by BLE 2Mbps at 2402MHz		

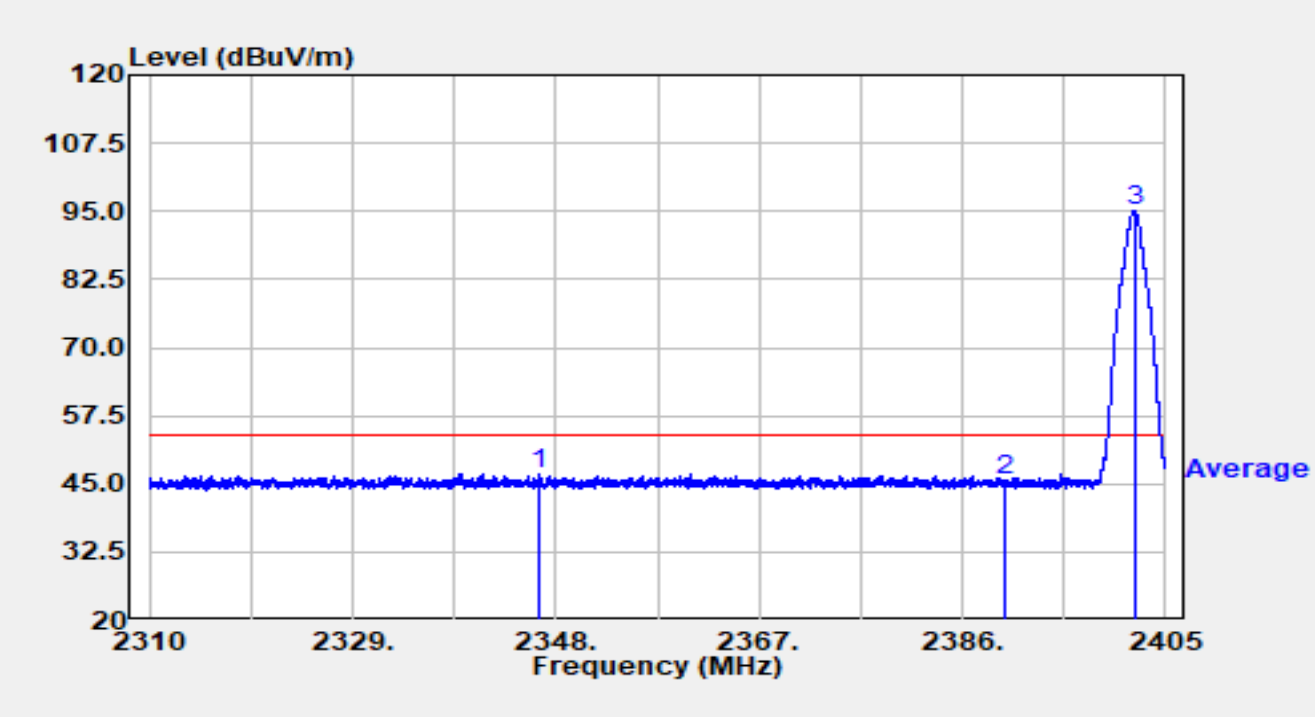

No	Mark	Frequency (MHz)	Reading (dBμV)	C.F (dB/m)	Measurement (dBμV/m)	Margin (dB)	Limit (dBμV/m)	Detector
1		2346.461	14.20	32.78	46.98	-7.02	54.00	Average
2		2390.000	13.27	32.53	45.79	-8.21	54.00	Average
3	*	2402.093	62.64	32.49	95.13	N/A	N/A	Average

Notes:

1. " *", means this data is the worst emission level.
2. C.F (dB/m) = Antenna Factor (dB/m) + Cable Loss (dB).
3. Measurement (dBμV/m) = Reading (dBμV) + C.F (dB/m).

Site	WZ-AC2	Test Date	2024-07-12
Test Engineer	Bob Zhang	Temp./Humidity	24.3°C/44.3%
Factor	BBHA 9120D_1457_1-18GHz	Polarity	Horizontal
EUT	Mobile Computer	Test Voltage	By Battery
Test Mode	Transmit by BLE 2Mbps at 2480MHz		

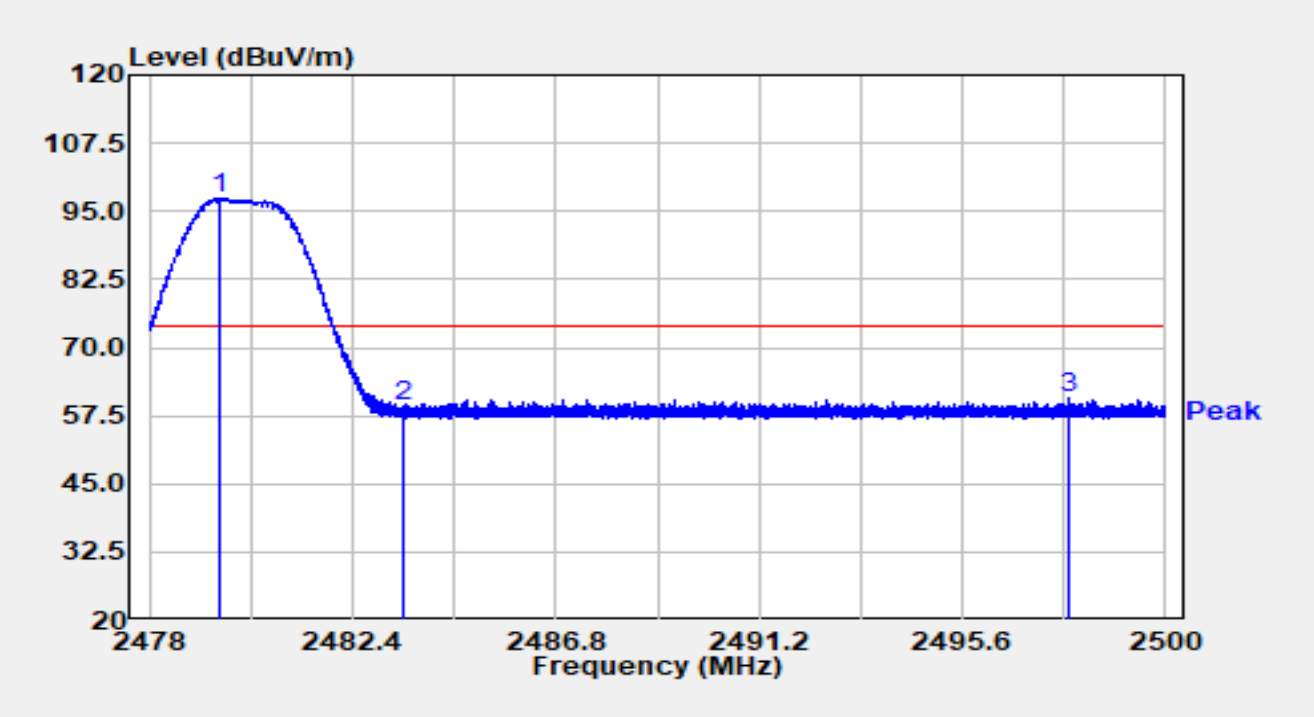

No	Mark	Frequency (MHz)	Reading (dBμV)	C.F (dB/m)	Measurement (dBμV/m)	Margin (dB)	Limit (dBμV/m)	Detector
1	*	2479.511	65.09	32.38	97.47	N/A	N/A	Peak
2		2483.500	26.76	32.38	59.14	-14.86	74.00	Peak
3		2497.927	28.39	32.40	60.79	-13.21	74.00	Peak

Notes:

1. " *", means this data is the worst emission level.
2. C.F (dB/m) = Antenna Factor (dB/m) + Cable Loss (dB).
3. Measurement (dBμV/m) = Reading (dBμV) + C.F (dB/m).

Site	WZ-AC2	Test Date	2024-07-12
Test Engineer	Bob Zhang	Temp./Humidity	24.3°C/44.3%
Factor	BBHA 9120D_1457_1-18GHz	Polarity	Horizontal
EUT	Mobile Computer	Test Voltage	By Battery
Test Mode	Transmit by BLE 2Mbps at 2480MHz		

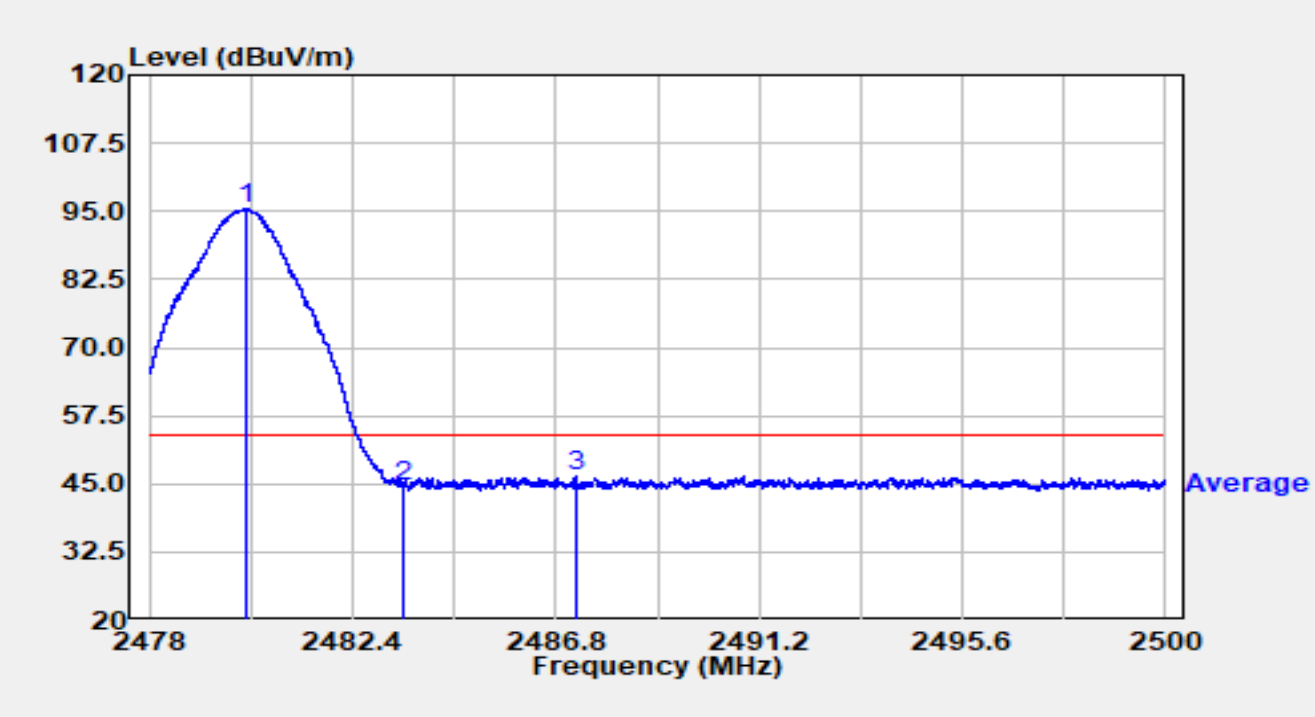

No	Mark	Frequency (MHz)	Reading (dBμV)	C.F (dB/m)	Measurement (dBμV/m)	Margin (dB)	Limit (dBμV/m)	Detector
1	*	2480.079	63.02	32.38	95.40	N/A	N/A	Average
2		2483.500	12.25	32.38	44.64	-9.36	54.00	Average
3		2487.225	13.96	32.38	46.34	-7.66	54.00	Average

Notes:

1. " *", means this data is the worst emission level.
2. C.F (dB/m) = Antenna Factor (dB/m) + Cable Loss (dB).
3. Measurement (dBμV/m) = Reading (dBμV) + C.F (dB/m).

Site	WZ-AC2	Test Date	2024-07-12
Test Engineer	Bob Zhang	Temp./Humidity	24.3°C/44.3%
Factor	BBHA 9120D_1457_1-18GHz	Polarity	Vertical
EUT	Mobile Computer	Test Voltage	By Battery
Test Mode	Transmit by BLE 2Mbps at 2480MHz		

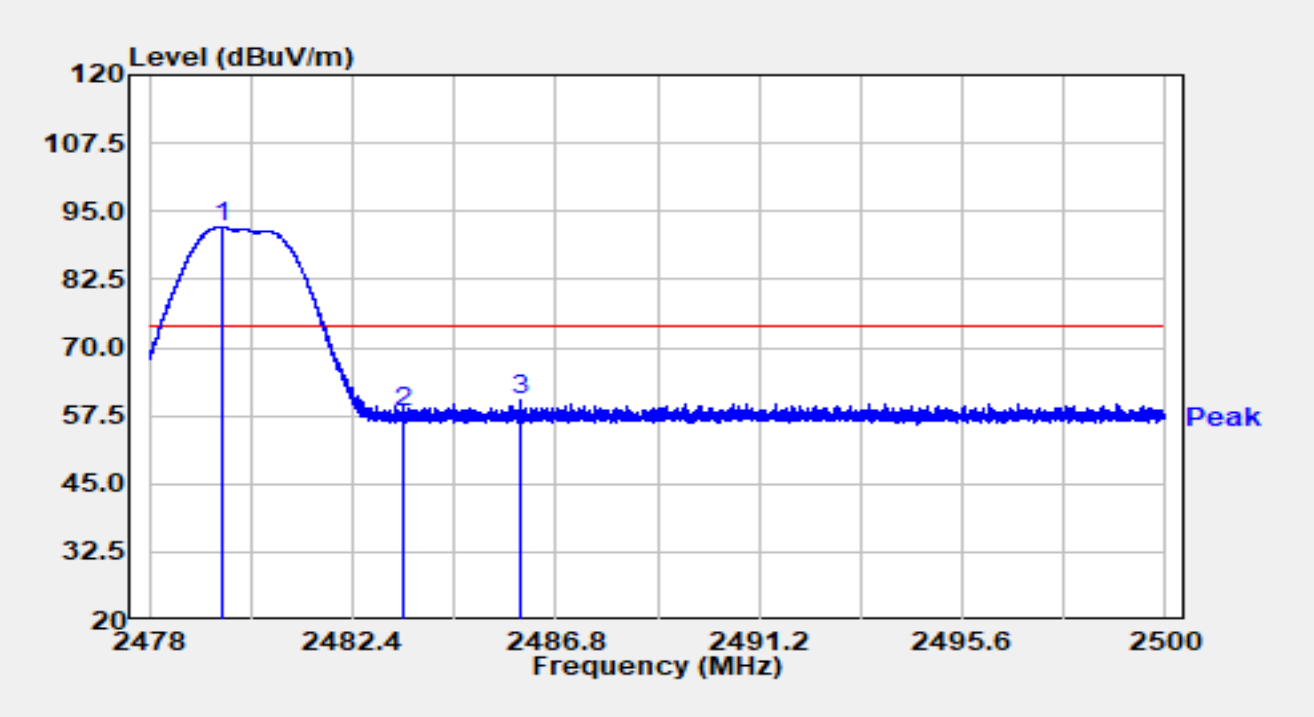

No	Mark	Frequency (MHz)	Reading (dBμV)	C.F (dB/m)	Measurement (dBμV/m)	Margin (dB)	Limit (dBμV/m)	Detector
1	*	2479.602	59.84	32.38	92.23	N/A	N/A	Peak
2		2483.500	25.88	32.38	58.26	-15.74	74.00	Peak
3		2486.028	27.97	32.38	60.35	-13.65	74.00	Peak

Notes:

1. " *", means this data is the worst emission level.

2. C.F (dB/m) = Antenna Factor (dB/m) + Cable Loss (dB).

3. Measurement (dBμV/m) = Reading (dBμV) + C.F (dB/m).

Site	WZ-AC2	Test Date	2024-07-12
Test Engineer	Bob Zhang	Temp./Humidity	24.3°C/44.3%
Factor	BBHA 9120D_1457_1-18GHz	Polarity	Vertical
EUT	Mobile Computer	Test Voltage	By Battery
Test Mode	Transmit by BLE 2Mbps at 2480MHz		

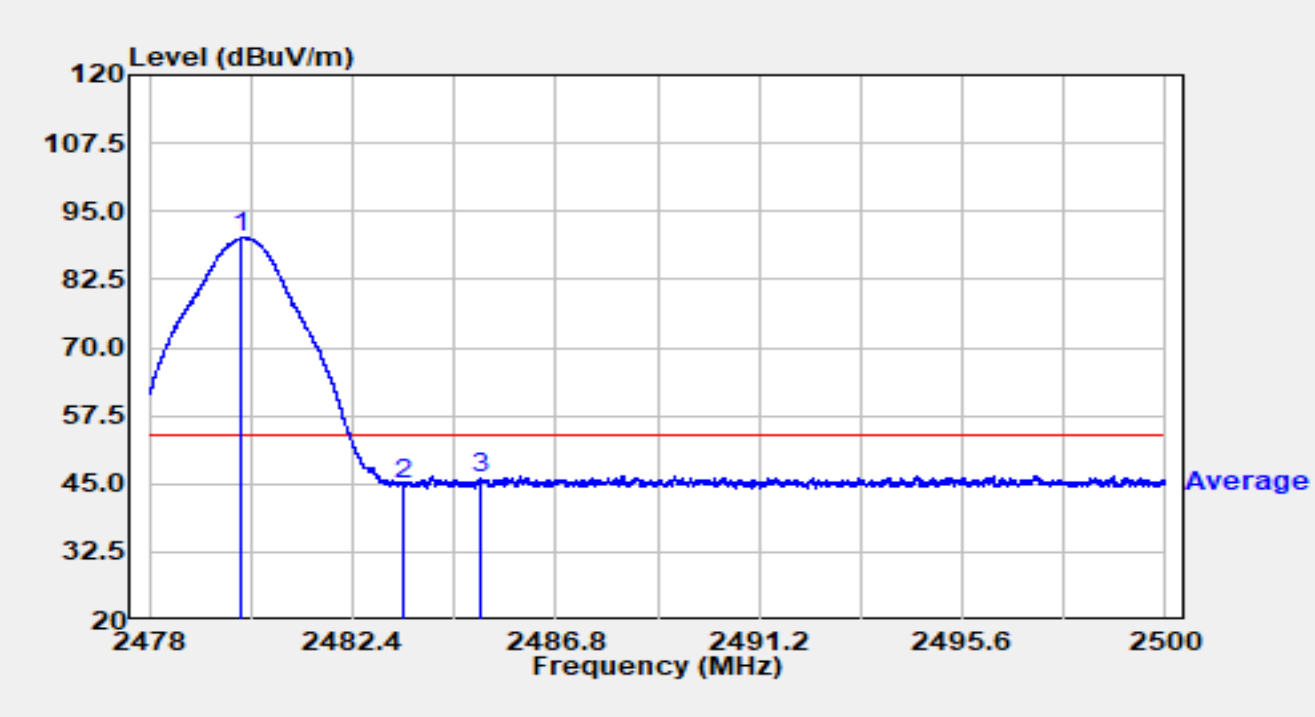

No	Mark	Frequency (MHz)	Reading (dBμV)	C.F (dB/m)	Measurement (dBμV/m)	Margin (dB)	Limit (dBμV/m)	Detector
1	*	2479.982	57.77	32.38	90.16	N/A	N/A	Average
2		2483.500	12.53	32.38	44.92	-9.08	54.00	Average
3		2485.183	13.57	32.38	45.95	-8.05	54.00	Average

Notes:

1. " *", means this data is the worst emission level.
2. C.F (dB/m) = Antenna Factor (dB/m) + Cable Loss (dB).
3. Measurement (dBμV/m) = Reading (dBμV) + C.F (dB/m).

Site	WZ-AC2	Test Date	2024-07-12
Test Engineer	Bob Zhang	Temp./Humidity	24.3°C/44.3%
Factor	BBHA 9120D_1457_1-18GHz	Polarity	Horizontal
EUT	Mobile Computer	Test Voltage	By Battery
Test Mode	Transmit by BLE 500kbps at 2402MHz		

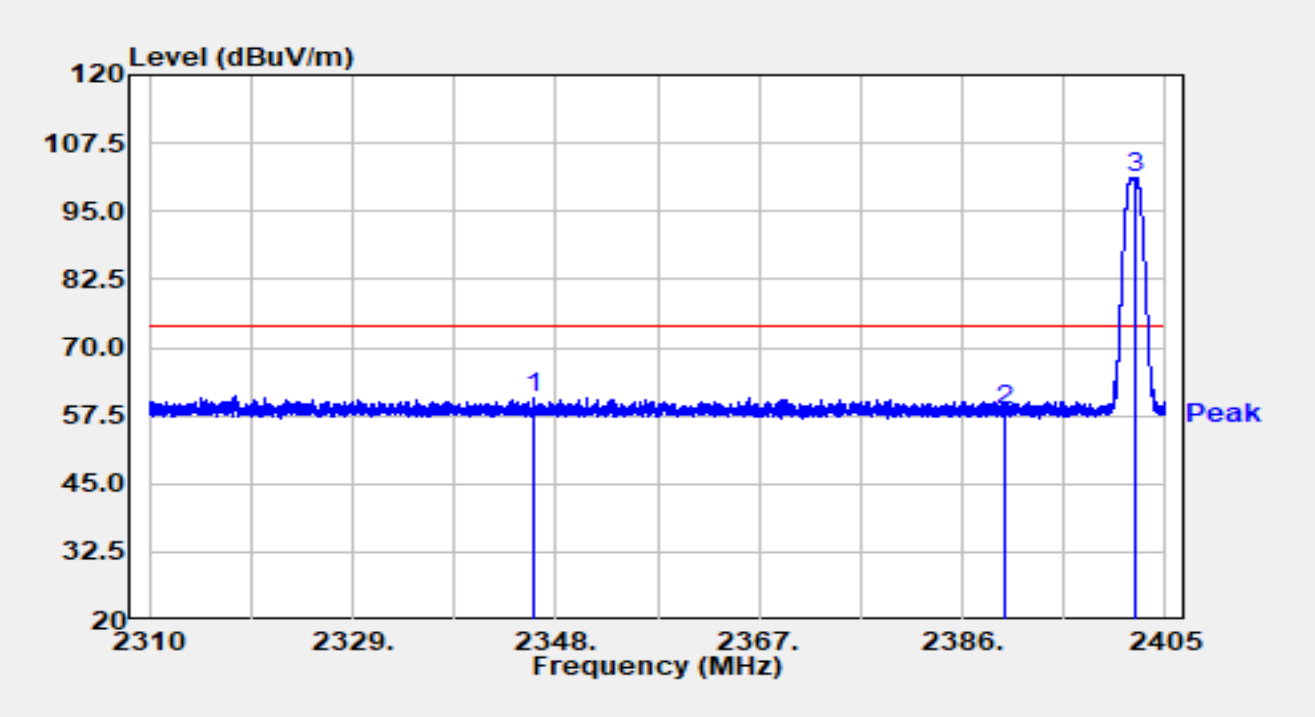

No	Mark	Frequency (MHz)	Reading (dBμV)	C.F (dB/m)	Measurement (dBμV/m)	Margin (dB)	Limit (dBμV/m)	Detector
1		2345.919	27.95	32.78	60.73	-13.27	74.00	Peak
2		2390.000	26.12	32.53	58.65	-15.35	74.00	Peak
3	*	2402.226	68.68	32.49	101.17	N/A	N/A	Peak

Notes:

1. " *", means this data is the worst emission level.

2. C.F (dB/m) = Antenna Factor (dB/m) + Cable Loss (dB).

3. Measurement (dBμV/m) = Reading (dBμV) + C.F (dB/m).

Site	WZ-AC2	Test Date	2024-07-12
Test Engineer	Bob Zhang	Temp./Humidity	24.3°C/44.3%
Factor	BBHA 9120D_1457_1-18GHz	Polarity	Horizontal
EUT	Mobile Computer	Test Voltage	By Battery
Test Mode	Transmit by BLE 500kbps at 2402MHz		

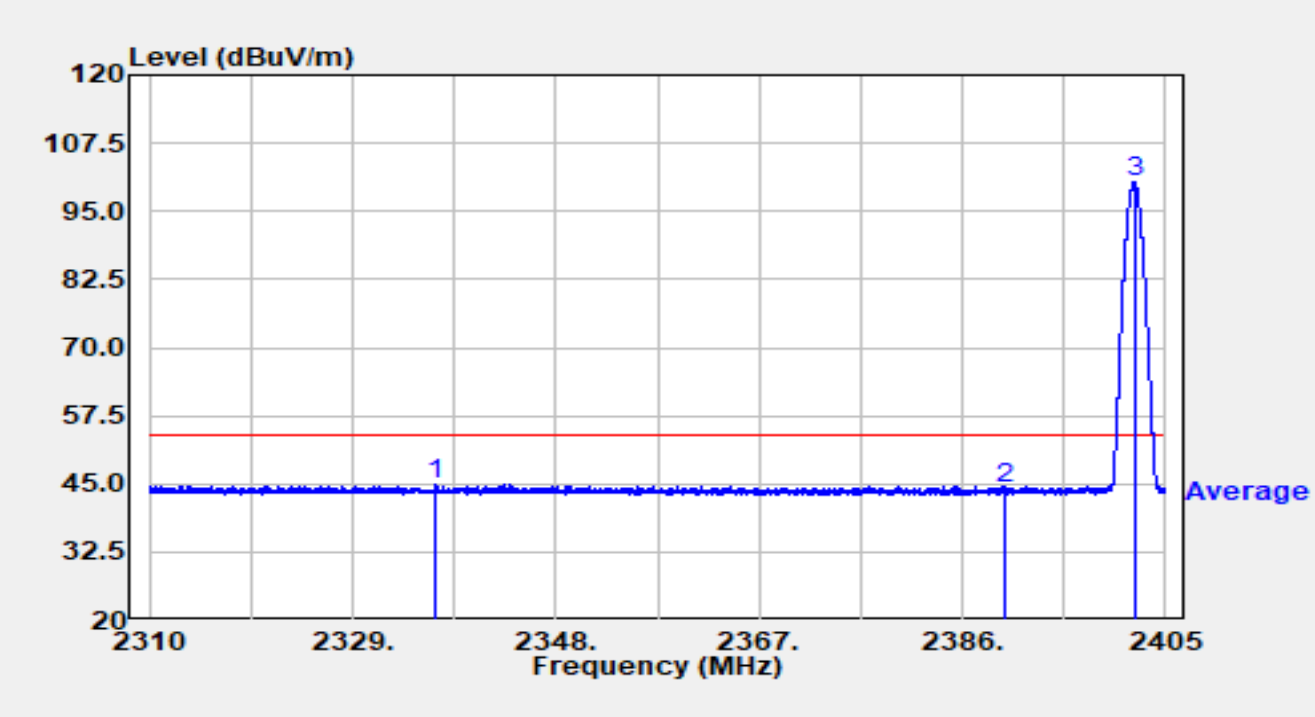

No	Mark	Frequency (MHz)	Reading (dBμV)	C.F (dB/m)	Measurement (dBμV/m)	Margin (dB)	Limit (dBμV/m)	Detector
1		2336.676	12.23	32.77	45.00	-9.00	54.00	Average
2		2390.000	11.45	32.53	43.98	-10.02	54.00	Average
3	*	2402.064	67.82	32.49	100.31	N/A	N/A	Average

Notes:

1. " *", means this data is the worst emission level.
2. C.F (dB/m) = Antenna Factor (dB/m) + Cable Loss (dB).
3. Measurement (dBμV/m) = Reading (dBμV) + C.F (dB/m).

Site	WZ-AC2	Test Date	2024-07-12
Test Engineer	Bob Zhang	Temp./Humidity	24.3°C/44.3%
Factor	BBHA 9120D_1457_1-18GHz	Polarity	Vertical
EUT	Mobile Computer	Test Voltage	By Battery
Test Mode	Transmit by BLE 500kbps at 2402MHz		

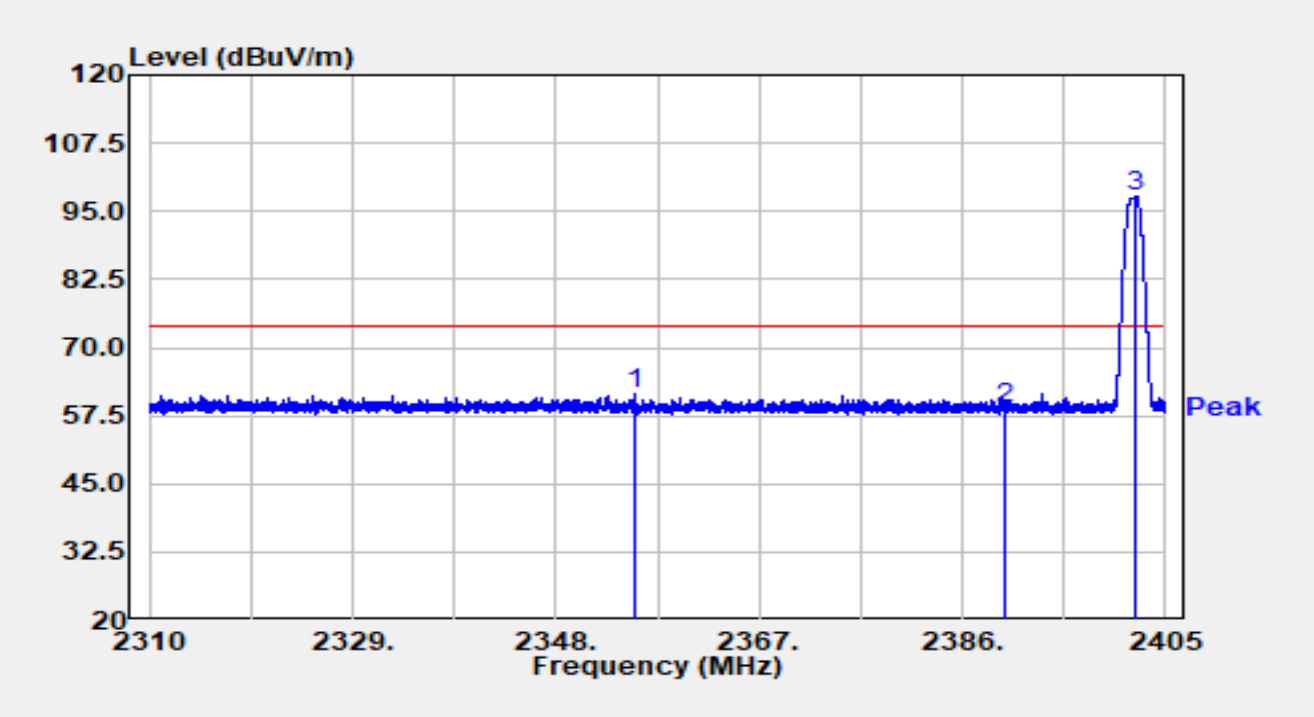

No	Mark	Frequency (MHz)	Reading (dBμV)	C.F (dB/m)	Measurement (dBμV/m)	Margin (dB)	Limit (dBμV/m)	Detector
1		2355.448	28.63	32.73	61.36	-12.64	74.00	Peak
2		2390.000	26.35	32.53	58.88	-15.12	74.00	Peak
3	*	2402.254	65.13	32.49	97.61	N/A	N/A	Peak

Notes:

1. " *", means this data is the worst emission level.
2. C.F (dB/m) = Antenna Factor (dB/m) + Cable Loss (dB).
3. Measurement (dBμV/m) = Reading (dBμV) + C.F (dB/m).

Site	WZ-AC2	Test Date	2024-07-12
Test Engineer	Bob Zhang	Temp./Humidity	24.3°C/44.3%
Factor	BBHA 9120D_1457_1-18GHz	Polarity	Vertical
EUT	Mobile Computer	Test Voltage	By Battery
Test Mode	Transmit by BLE 500kbps at 2402MHz		

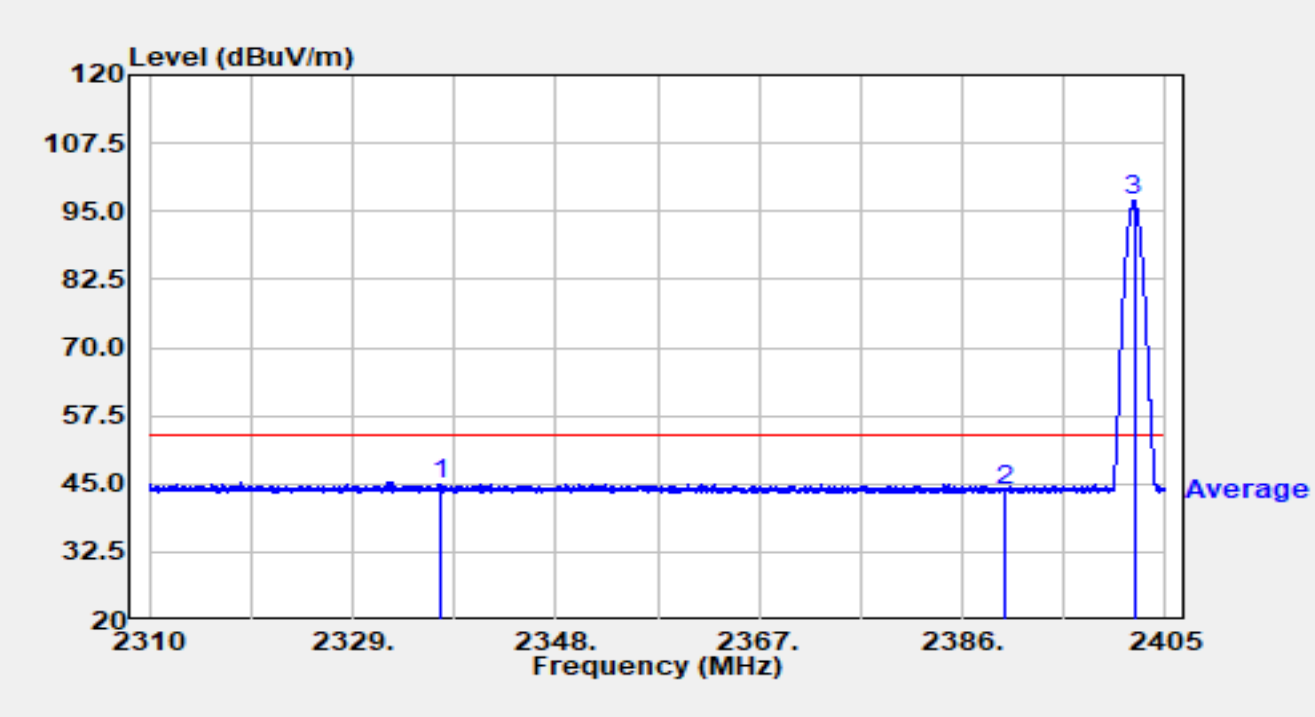

No	Mark	Frequency (MHz)	Reading (dBμV)	C.F (dB/m)	Measurement (dBμV/m)	Margin (dB)	Limit (dBμV/m)	Detector
1		2337.265	12.27	32.77	45.05	-8.95	54.00	Average
2		2390.000	11.26	32.53	43.79	-10.21	54.00	Average
3	*	2402.055	64.35	32.49	96.84	N/A	N/A	Average

Notes:

1. " *", means this data is the worst emission level.
2. C.F (dB/m) = Antenna Factor (dB/m) + Cable Loss (dB).
3. Measurement (dBμV/m) = Reading (dBμV) + C.F (dB/m).

Site	WZ-AC2	Test Date	2024-07-12
Test Engineer	Bob Zhang	Temp./Humidity	24.3°C/44.3%
Factor	BBHA 9120D_1457_1-18GHz	Polarity	Horizontal
EUT	Mobile Computer	Test Voltage	By Battery
Test Mode	Transmit by BLE 500kbps at 2480MHz		

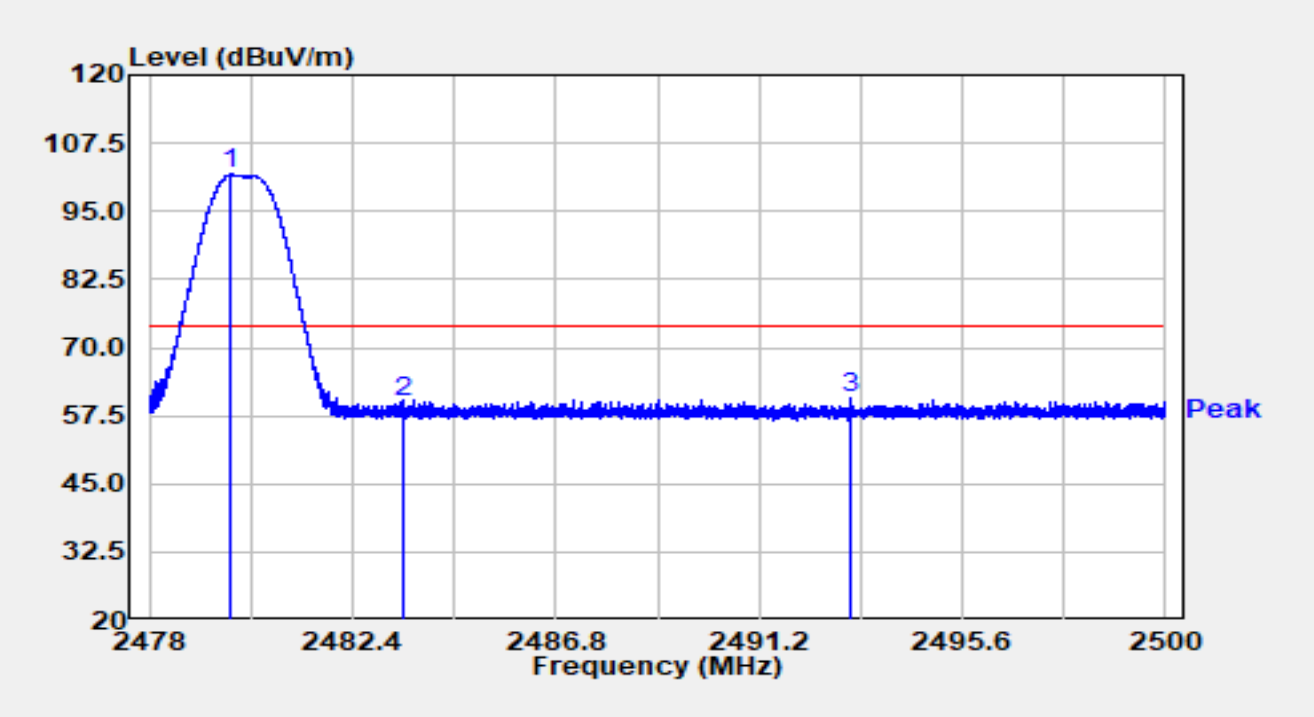

No	Mark	Frequency (MHz)	Reading (dBμV)	C.F (dB/m)	Measurement (dBμV/m)	Margin (dB)	Limit (dBμV/m)	Detector
1	*	2479.753	69.36	32.38	101.74	N/A	N/A	Peak
2		2483.500	27.46	32.38	59.84	-14.16	74.00	Peak
3		2493.173	28.22	32.38	60.61	-13.39	74.00	Peak

Notes:

1. " *", means this data is the worst emission level.
2. C.F (dB/m) = Antenna Factor (dB/m) + Cable Loss (dB).
3. Measurement (dBμV/m) = Reading (dBμV) + C.F (dB/m).

Site	WZ-AC2	Test Date	2024-07-12
Test Engineer	Bob Zhang	Temp./Humidity	24.3°C/44.3%
Factor	BBHA 9120D_1457_1-18GHz	Polarity	Horizontal
EUT	Mobile Computer	Test Voltage	By Battery
Test Mode	Transmit by BLE 500kbps at 2480MHz		

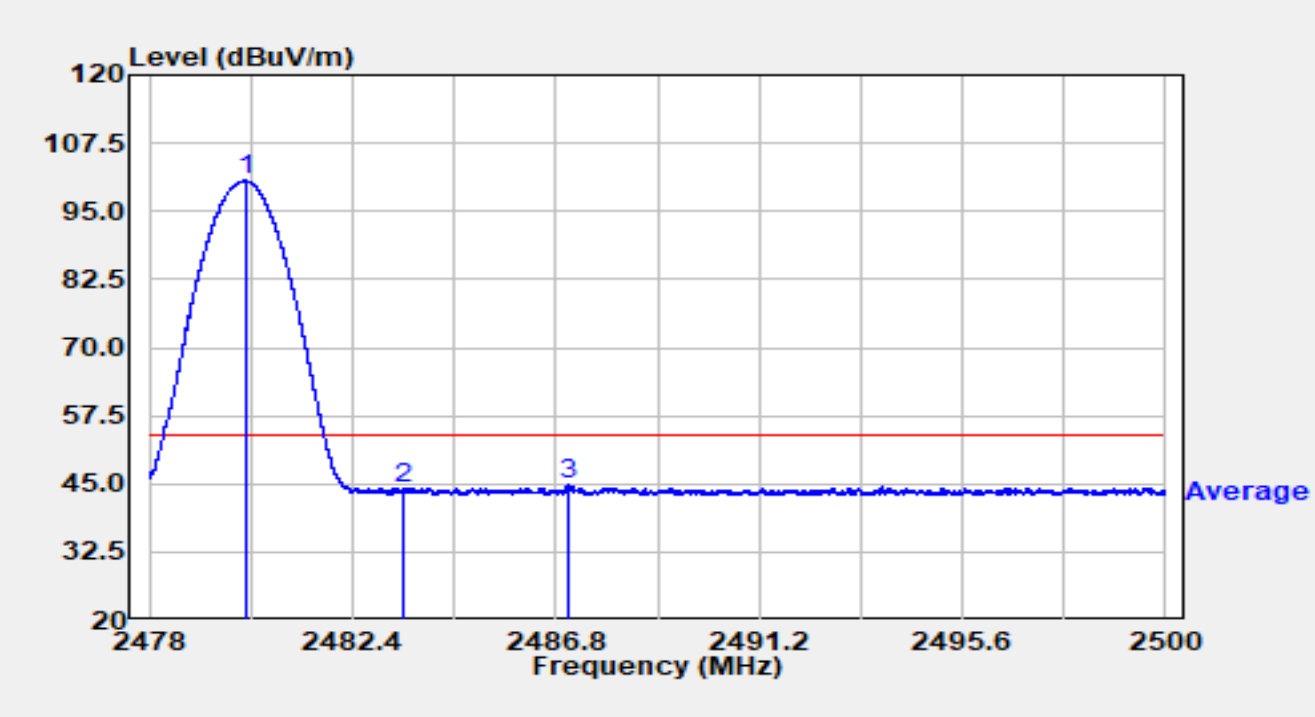

No	Mark	Frequency (MHz)	Reading (dBμV)	C.F (dB/m)	Measurement (dBμV/m)	Margin (dB)	Limit (dBμV/m)	Detector
1	*	2480.088	68.25	32.38	100.63	N/A	N/A	Average
2		2483.500	11.66	32.38	44.04	-9.96	54.00	Average
3		2487.084	12.44	32.38	44.82	-9.18	54.00	Average

Notes:

1. " *", means this data is the worst emission level.
2. C.F (dB/m) = Antenna Factor (dB/m) + Cable Loss (dB).
3. Measurement (dBμV/m) = Reading (dBμV) + C.F (dB/m).

Site	WZ-AC2	Test Date	2024-07-12
Test Engineer	Bob Zhang	Temp./Humidity	24.3°C/44.3%
Factor	BBHA 9120D_1457_1-18GHz	Polarity	Vertical
EUT	Mobile Computer	Test Voltage	By Battery
Test Mode	Transmit by BLE 500kbps at 2480MHz		

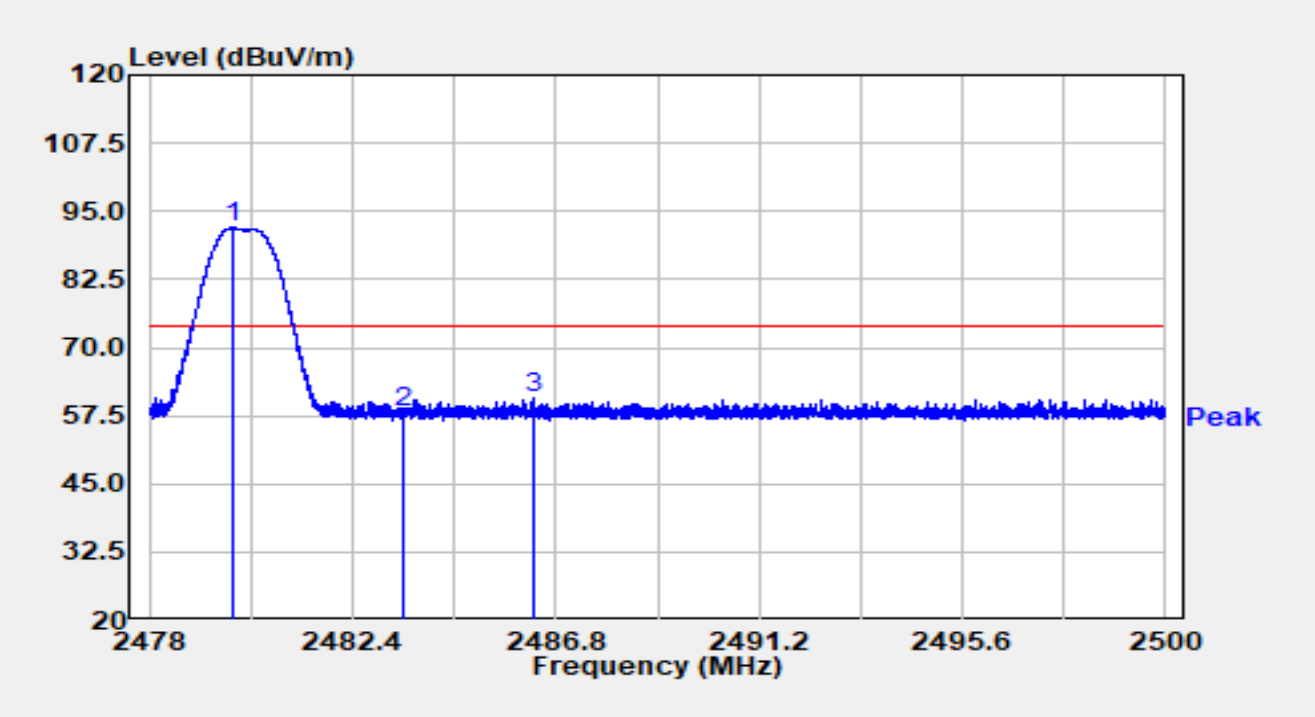

No	Mark	Frequency (MHz)	Reading (dBμV)	C.F (dB/m)	Measurement (dBμV/m)	Margin (dB)	Limit (dBμV/m)	Detector
1	*	2479.795	59.67	32.38	92.06	N/A	N/A	Peak
2		2483.500	25.90	32.38	58.28	-15.72	74.00	Peak
3		2486.312	28.24	32.38	60.62	-13.38	74.00	Peak

Notes:

1. " *", means this data is the worst emission level.
2. C.F (dB/m) = Antenna Factor (dB/m) + Cable Loss (dB).
3. Measurement (dBμV/m) = Reading (dBμV) + C.F (dB/m).

Site	WZ-AC2	Test Date	2024-07-12
Test Engineer	Bob Zhang	Temp./Humidity	24.3°C/44.3%
Factor	BBHA 9120D_1457_1-18GHz	Polarity	Vertical
EUT	Mobile Computer	Test Voltage	By Battery
Test Mode	Transmit by BLE 500kbps at 2480MHz		

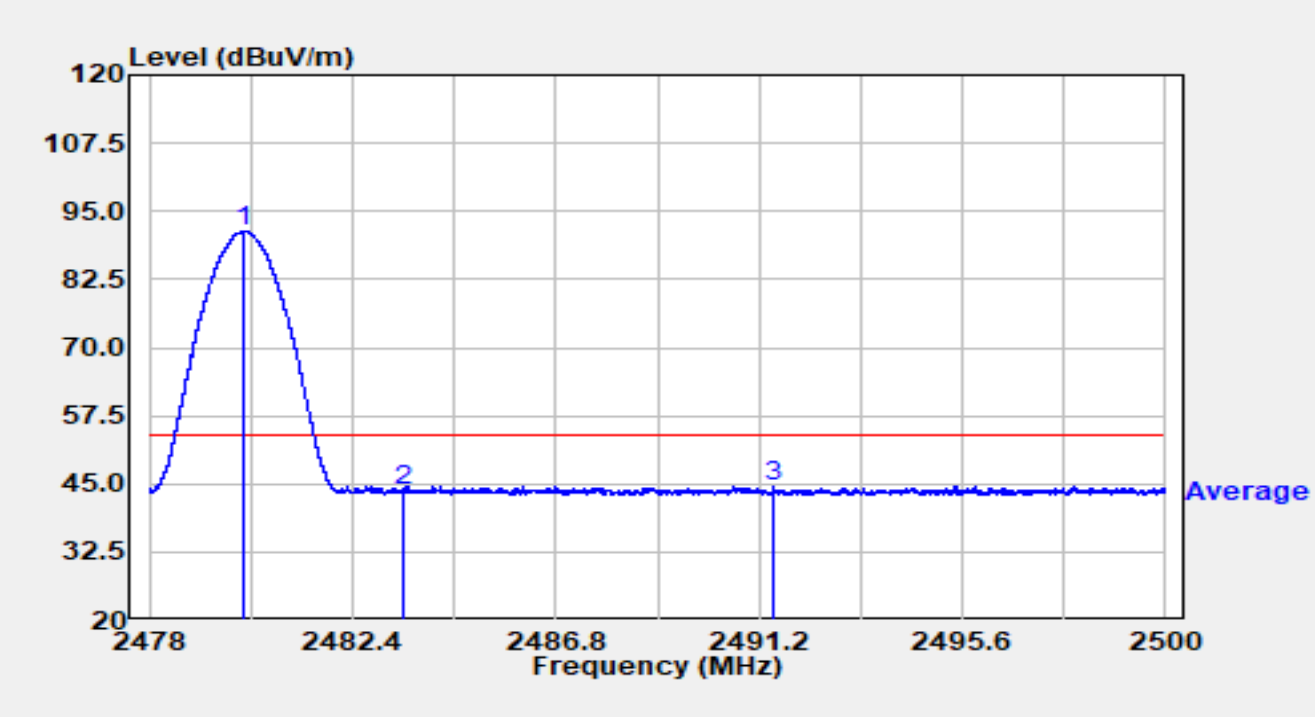

No	Mark	Frequency (MHz)	Reading (dBμV)	C.F (dB/m)	Measurement (dBμV/m)	Margin (dB)	Limit (dBμV/m)	Detector
1	*	2480.064	58.96	32.38	91.35	N/A	N/A	Average
2		2483.500	11.27	32.38	43.66	-10.34	54.00	Average
3		2491.506	12.24	32.38	44.62	-9.38	54.00	Average

Notes:

1. " *", means this data is the worst emission level.
2. C.F (dB/m) = Antenna Factor (dB/m) + Cable Loss (dB).
3. Measurement (dBμV/m) = Reading (dBμV) + C.F (dB/m).

Site	WZ-AC2	Test Date	2024-07-12
Test Engineer	Bob Zhang	Temp./Humidity	24.3°C/44.3%
Factor	BBHA 9120D_1457_1-18GHz	Polarity	Horizontal
EUT	Mobile Computer	Test Voltage	By Battery
Test Mode	Transmit by BLE 125kbps at 2402MHz		

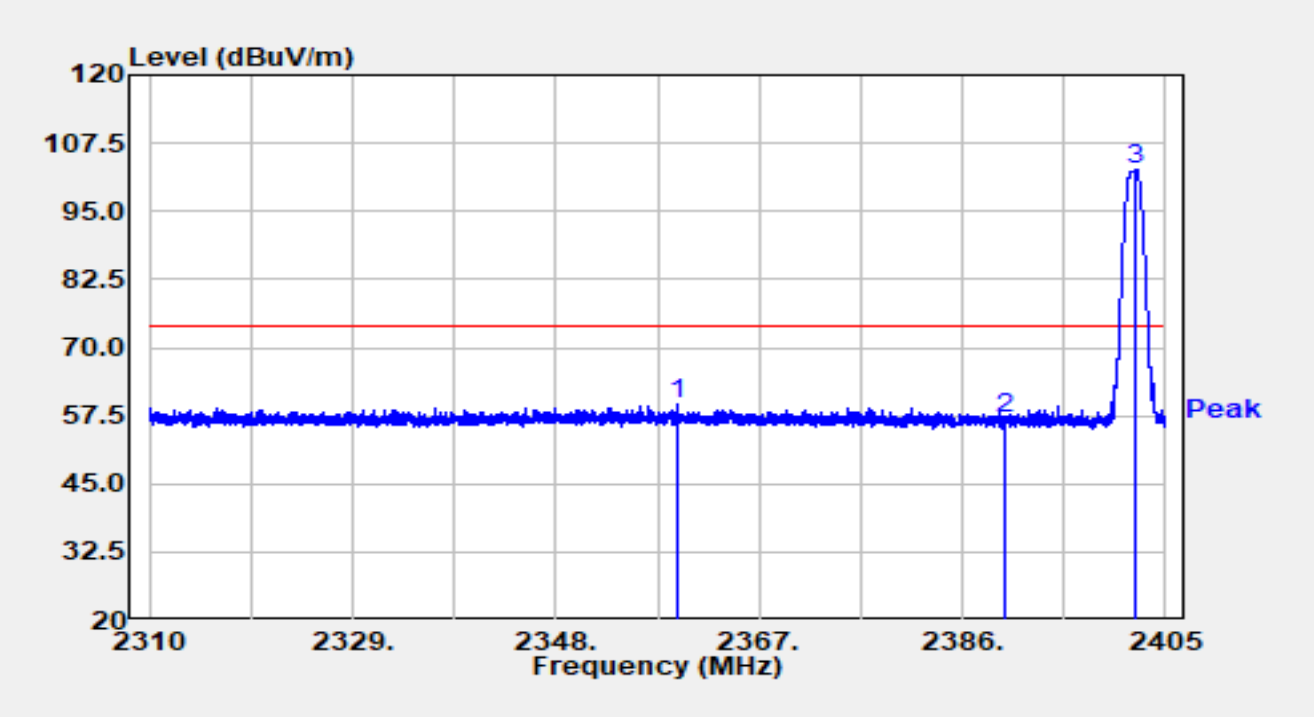

No	Mark	Frequency (MHz)	Reading (dBμV)	C.F (dB/m)	Measurement (dBμV/m)	Margin (dB)	Limit (dBμV/m)	Detector
1		2359.470	26.80	32.70	59.50	-14.50	74.00	Peak
2		2390.000	24.49	32.53	57.01	-16.99	74.00	Peak
3	*	2402.290	70.02	32.49	102.51	N/A	N/A	Peak

Notes:

1. " *", means this data is the worst emission level.
2. C.F (dB/m) = Antenna Factor (dB/m) + Cable Loss (dB).
3. Measurement (dBμV/m) = Reading (dBμV) + C.F (dB/m).

Site	WZ-AC2	Test Date	2024-07-12
Test Engineer	Bob Zhang	Temp./Humidity	24.3°C/44.3%
Factor	BBHA 9120D_1457_1-18GHz	Polarity	Horizontal
EUT	Mobile Computer	Test Voltage	By Battery
Test Mode	Transmit by BLE 125kbps at 2402MHz		

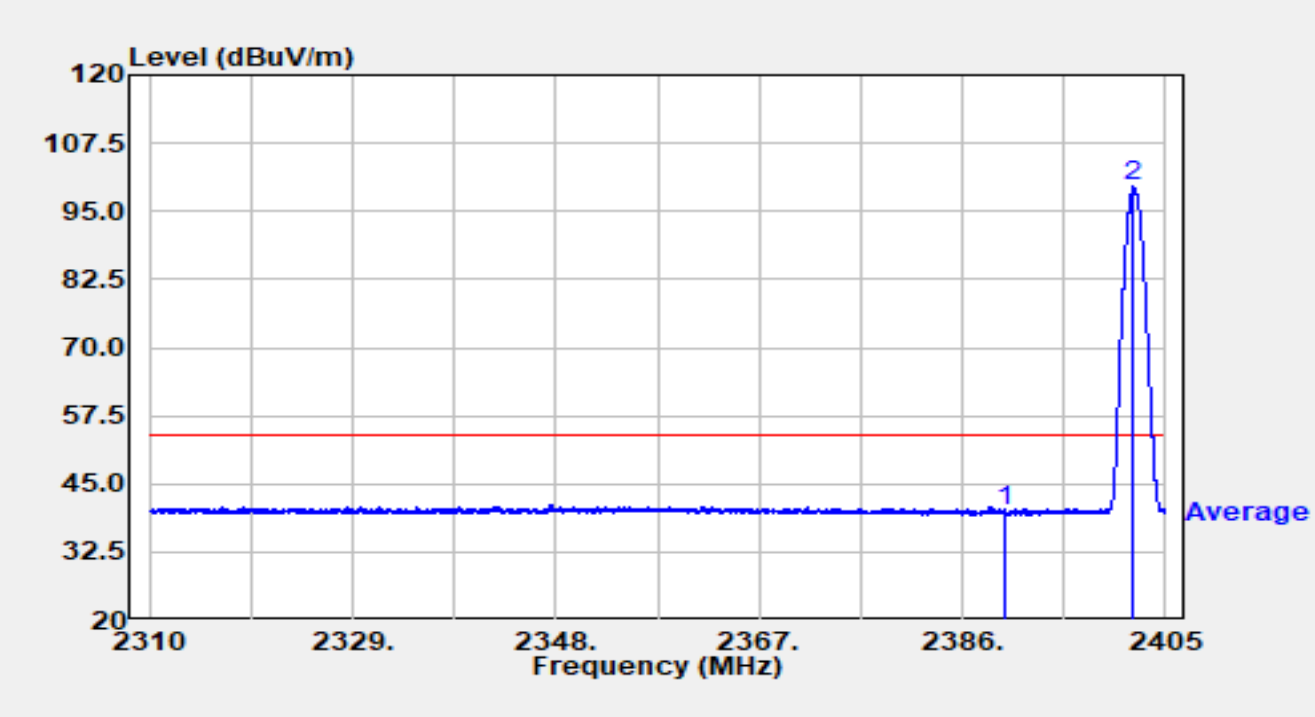

No	Mark	Frequency (MHz)	Reading (dBμV)	C.F (dB/m)	Measurement (dBμV/m)	Margin (dB)	Limit (dBμV/m)	Detector
1		2390.000	7.32	32.53	39.85	-14.15	54.00	Average
2	*	2402.036	67.11	32.49	99.60	N/A	N/A	Average

Notes:

1. " *", means this data is the worst emission level.
2. C.F (dB/m) = Antenna Factor (dB/m) + Cable Loss (dB).
3. Measurement (dBμV/m) = Reading (dBμV) + C.F (dB/m).

Site	WZ-AC2	Test Date	2024-07-12
Test Engineer	Bob Zhang	Temp./Humidity	24.3°C/44.3%
Factor	BBHA 9120D_1457_1-18GHz	Polarity	Vertical
EUT	Mobile Computer	Test Voltage	By Battery
Test Mode	Transmit by BLE 125kbps at 2402MHz		

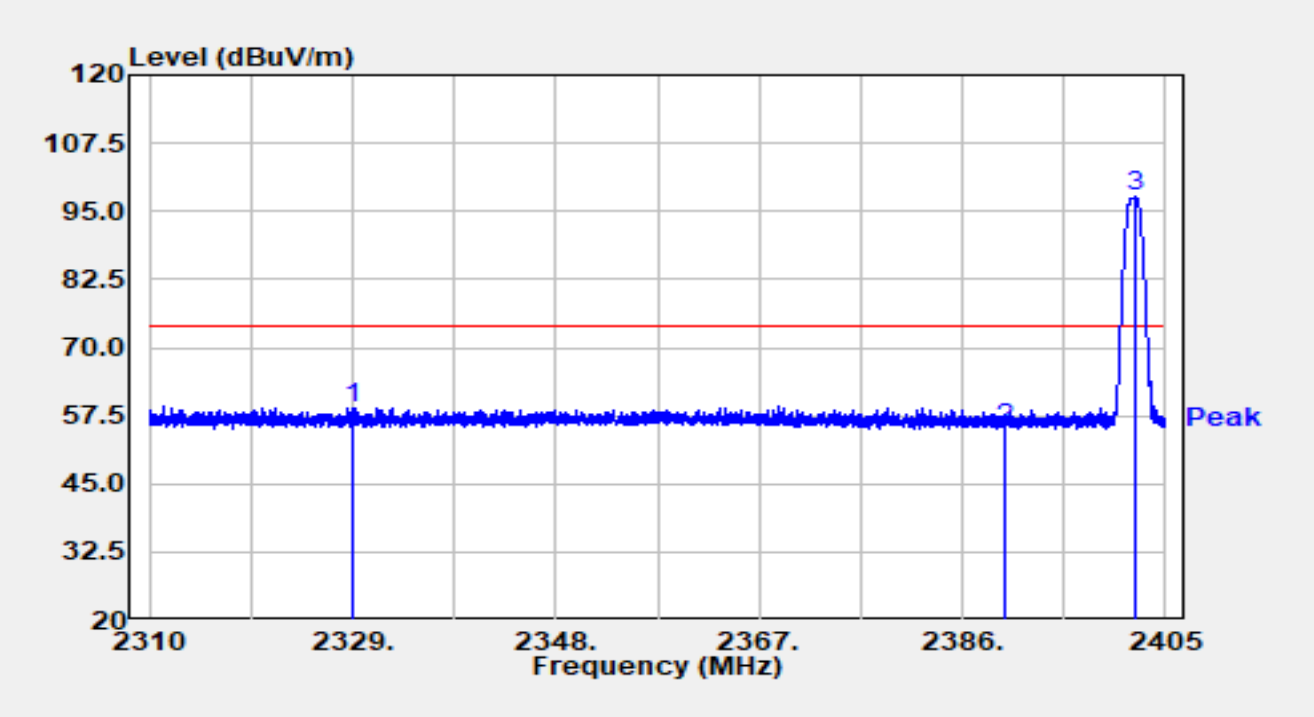

No	Mark	Frequency (MHz)	Reading (dBμV)	C.F (dB/m)	Measurement (dBμV/m)	Margin (dB)	Limit (dBμV/m)	Detector
1		2329.038	26.26	32.77	59.03	-14.97	74.00	Peak
2		2390.000	22.67	32.53	55.20	-18.80	74.00	Peak
3	*	2402.254	65.13	32.49	97.62	N/A	N/A	Peak

Notes:

1. " *", means this data is the worst emission level.
2. C.F (dB/m) = Antenna Factor (dB/m) + Cable Loss (dB).
3. Measurement (dBμV/m) = Reading (dBμV) + C.F (dB/m).

Site	WZ-AC2	Test Date	2024-07-12
Test Engineer	Bob Zhang	Temp./Humidity	24.3°C/44.3%
Factor	BBHA 9120D_1457_1-18GHz	Polarity	Vertical
EUT	Mobile Computer	Test Voltage	By Battery
Test Mode	Transmit by BLE 125kbps at 2402MHz		

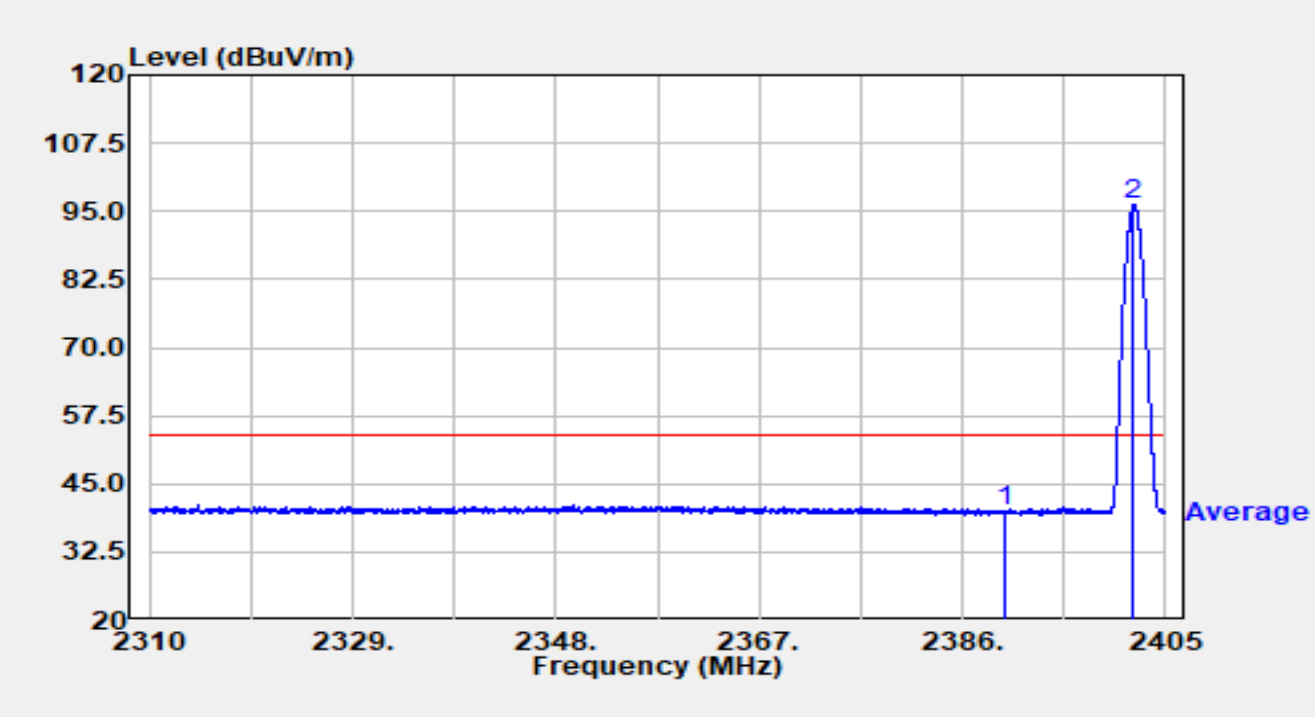

No	Mark	Frequency (MHz)	Reading (dBμV)	C.F (dB/m)	Measurement (dBμV/m)	Margin (dB)	Limit (dBμV/m)	Detector
1		2390.000	7.45	32.53	39.97	-14.03	54.00	Average
2	*	2402.017	63.68	32.49	96.17	N/A	N/A	Average

Notes:

1. " *", means this data is the worst emission level.
2. C.F (dB/m) = Antenna Factor (dB/m) + Cable Loss (dB).
3. Measurement (dBμV/m) = Reading (dBμV) + C.F (dB/m).

Site	WZ-AC2	Test Date	2024-07-12
Test Engineer	Bob Zhang	Temp./Humidity	24.3°C/44.3%
Factor	BBHA 9120D_1457_1-18GHz	Polarity	Horizontal
EUT	Mobile Computer	Test Voltage	By Battery
Test Mode	Transmit by BLE 125kbps at 2480MHz		

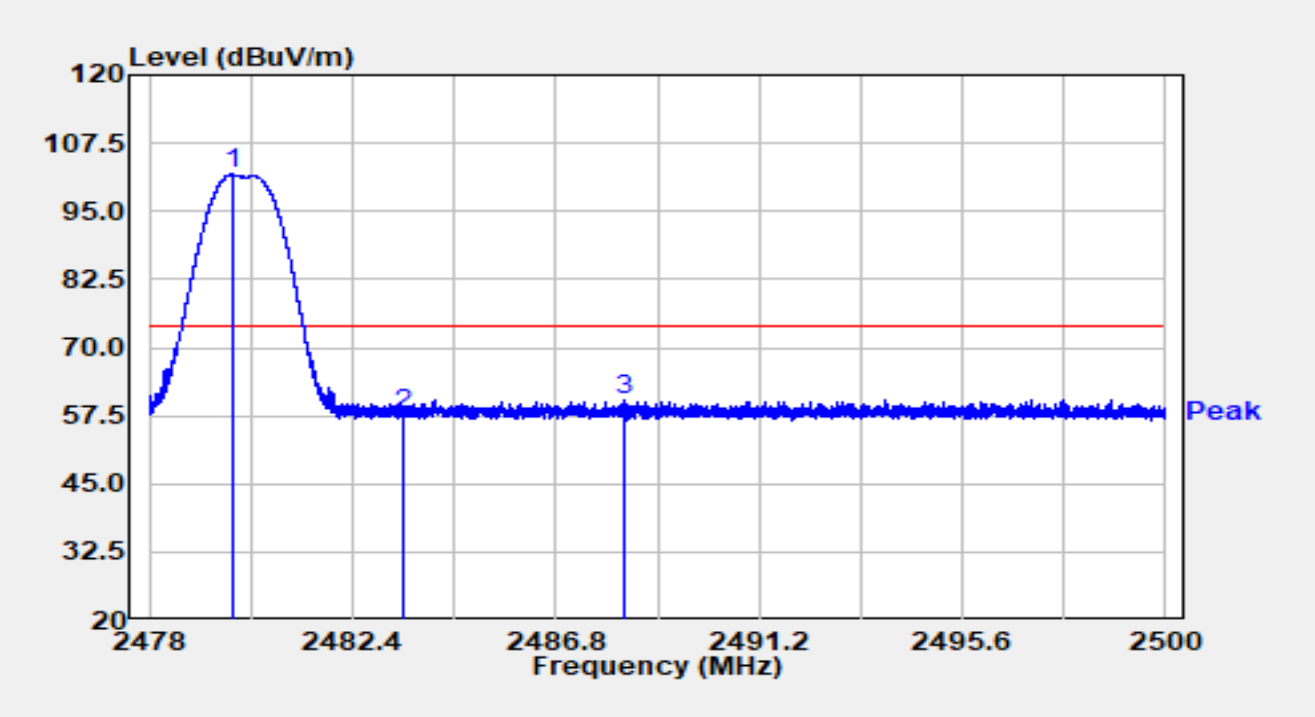

No	Mark	Frequency (MHz)	Reading (dBμV)	C.F (dB/m)	Measurement (dBμV/m)	Margin (dB)	Limit (dBμV/m)	Detector
1	*	2479.786	69.39	32.38	101.78	N/A	N/A	Peak
2		2483.500	25.37	32.38	57.76	-16.24	74.00	Peak
3		2488.292	28.10	32.38	60.48	-13.52	74.00	Peak

Notes:

1. " *", means this data is the worst emission level.
2. C.F (dB/m) = Antenna Factor (dB/m) + Cable Loss (dB).
3. Measurement (dBμV/m) = Reading (dBμV) + C.F (dB/m).

Site	WZ-AC2	Test Date	2024-07-12
Test Engineer	Bob Zhang	Temp./Humidity	24.3°C/44.3%
Factor	BBHA 9120D_1457_1-18GHz	Polarity	Horizontal
EUT	Mobile Computer	Test Voltage	By Battery
Test Mode	Transmit by BLE 125kbps at 2480MHz		

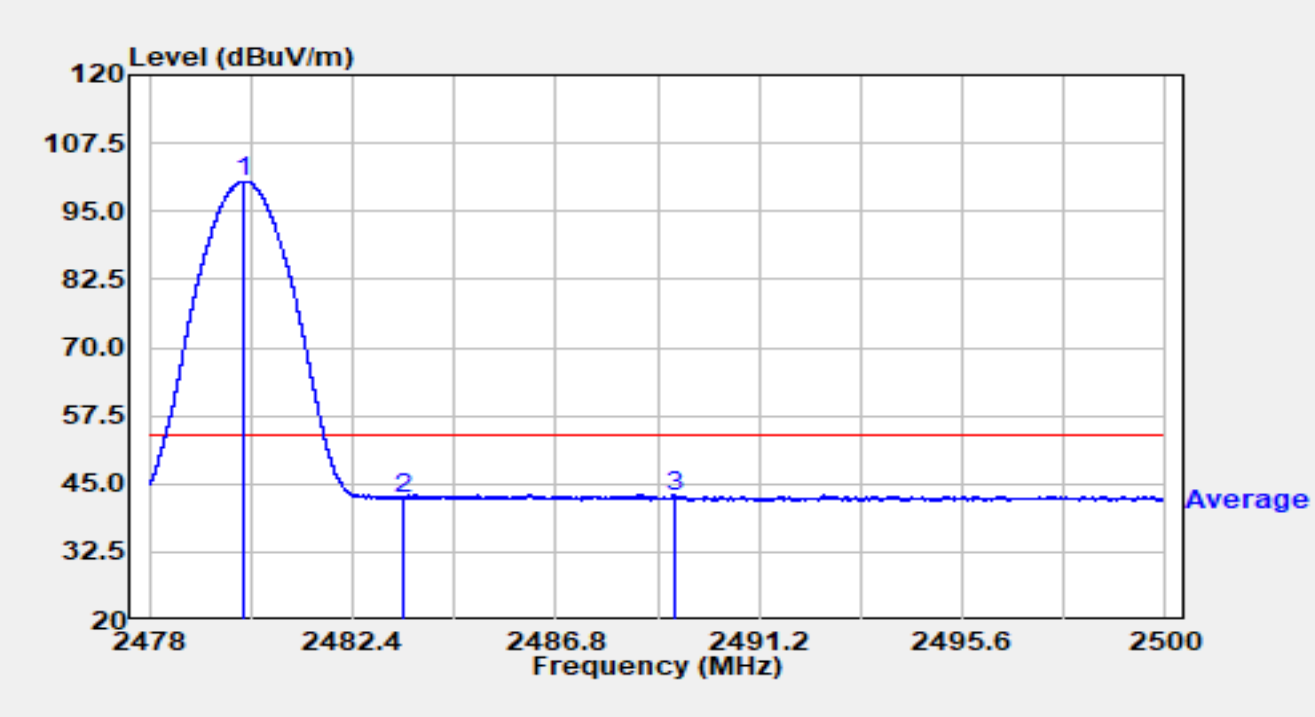

No	Mark	Frequency (MHz)	Reading (dBμV)	C.F (dB/m)	Measurement (dBμV/m)	Margin (dB)	Limit (dBμV/m)	Detector
1	*	2480.059	68.17	32.38	100.55	N/A	N/A	Average
2		2483.500	10.04	32.38	42.42	-11.58	54.00	Average
3		2489.385	10.38	32.38	42.76	-11.24	54.00	Average

Notes:

1. " *", means this data is the worst emission level.
2. C.F (dB/m) = Antenna Factor (dB/m) + Cable Loss (dB).
3. Measurement (dBμV/m) = Reading (dBμV) + C.F (dB/m).

Site	WZ-AC2	Test Date	2024-07-12
Test Engineer	Bob Zhang	Temp./Humidity	24.3°C/44.3%
Factor	BBHA 9120D_1457_1-18GHz	Polarity	Vertical
EUT	Mobile Computer	Test Voltage	By Battery
Test Mode	Transmit by BLE 125kbps at 2480MHz		

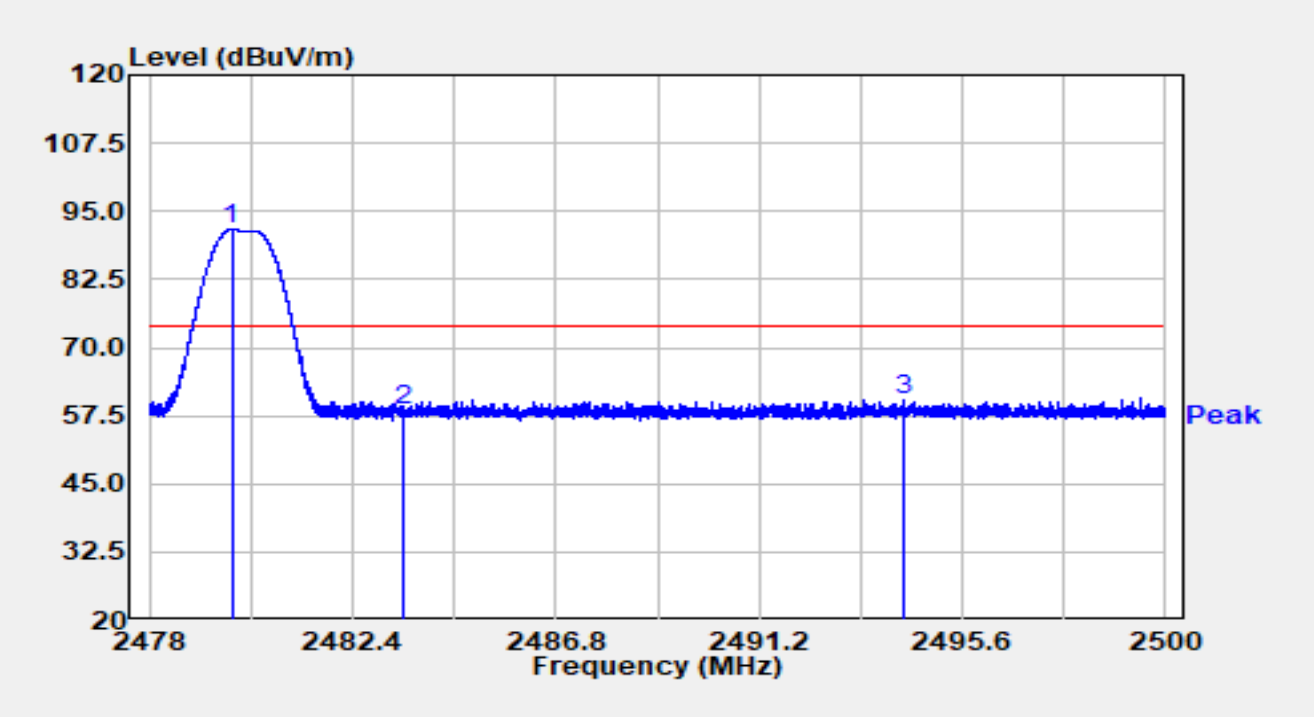

No	Mark	Frequency (MHz)	Reading (dBμV)	C.F (dB/m)	Measurement (dBμV/m)	Margin (dB)	Limit (dBμV/m)	Detector
1	*	2479.780	59.44	32.38	91.83	N/A	N/A	Peak
2		2483.500	25.92	32.38	58.31	-15.69	74.00	Peak
3		2494.350	28.07	32.39	60.45	-13.55	74.00	Peak

Notes:

1. " *", means this data is the worst emission level.
2. C.F (dB/m) = Antenna Factor (dB/m) + Cable Loss (dB).
3. Measurement (dBμV/m) = Reading (dBμV) + C.F (dB/m).

Site	WZ-AC2	Test Date	2024-07-12
Test Engineer	Bob Zhang	Temp./Humidity	24.3°C/44.3%
Factor	BBHA 9120D_1457_1-18GHz	Polarity	Vertical
EUT	Mobile Computer	Test Voltage	By Battery
Test Mode	Transmit by BLE 125kbps at 2480MHz		

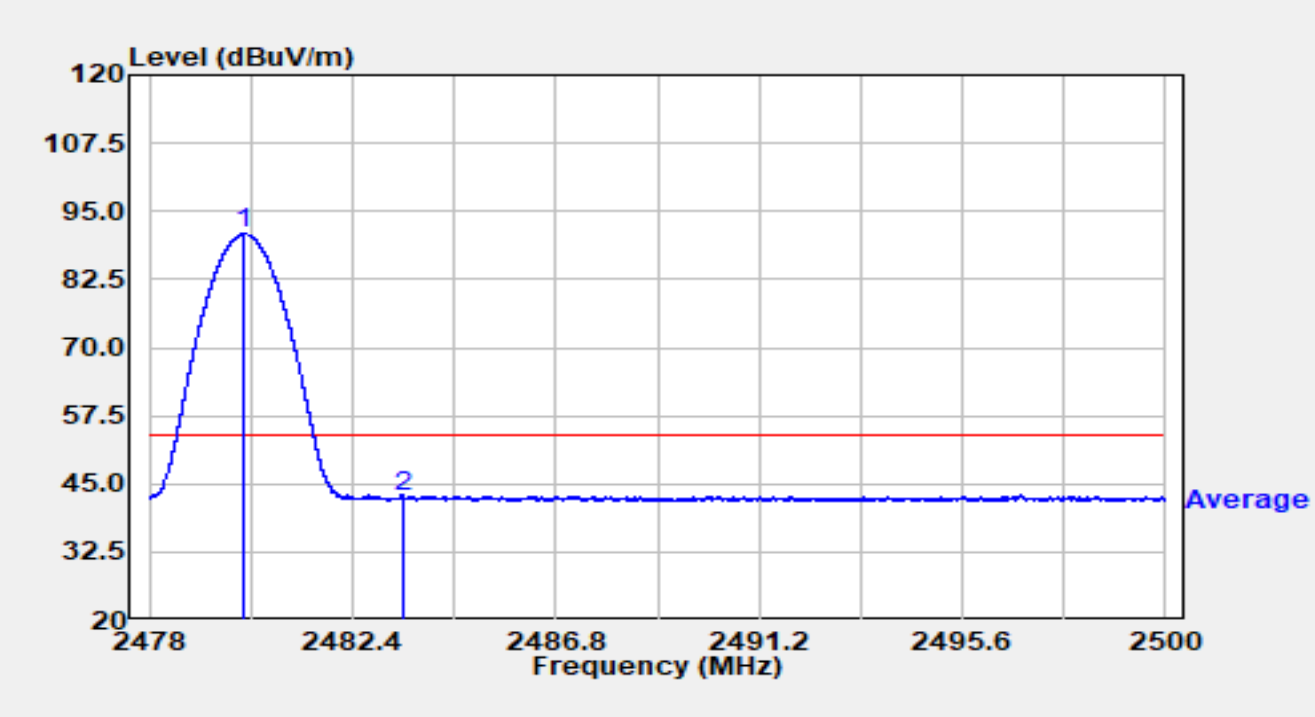

No	Mark	Frequency (MHz)	Reading (dBμV)	C.F (dB/m)	Measurement (dBμV/m)	Margin (dB)	Limit (dBμV/m)	Detector
1	*	2480.042	58.46	32.38	90.85	N/A	N/A	Average
2		2483.500	10.09	32.38	42.47	-11.53	54.00	Average

Notes:

1. " *", means this data is the worst emission level.
2. C.F (dB/m) = Antenna Factor (dB/m) + Cable Loss (dB).
3. Measurement (dBμV/m) = Reading (dBμV) + C.F (dB/m).

Test Data of Engine S0803/N6803

Site	WZ-AC2	Test Date	2024-07-18
Test Engineer	Frank Xue	Temp./Humidity	25.5°C/46.4%
Factor	BBHA 9120D_1457_1-18GHz	Polarity	Horizontal
EUT	Mobile Computer	Test Voltage	By Battery
Test Mode	Transmit by BLE 2Mbps at 2402MHz		

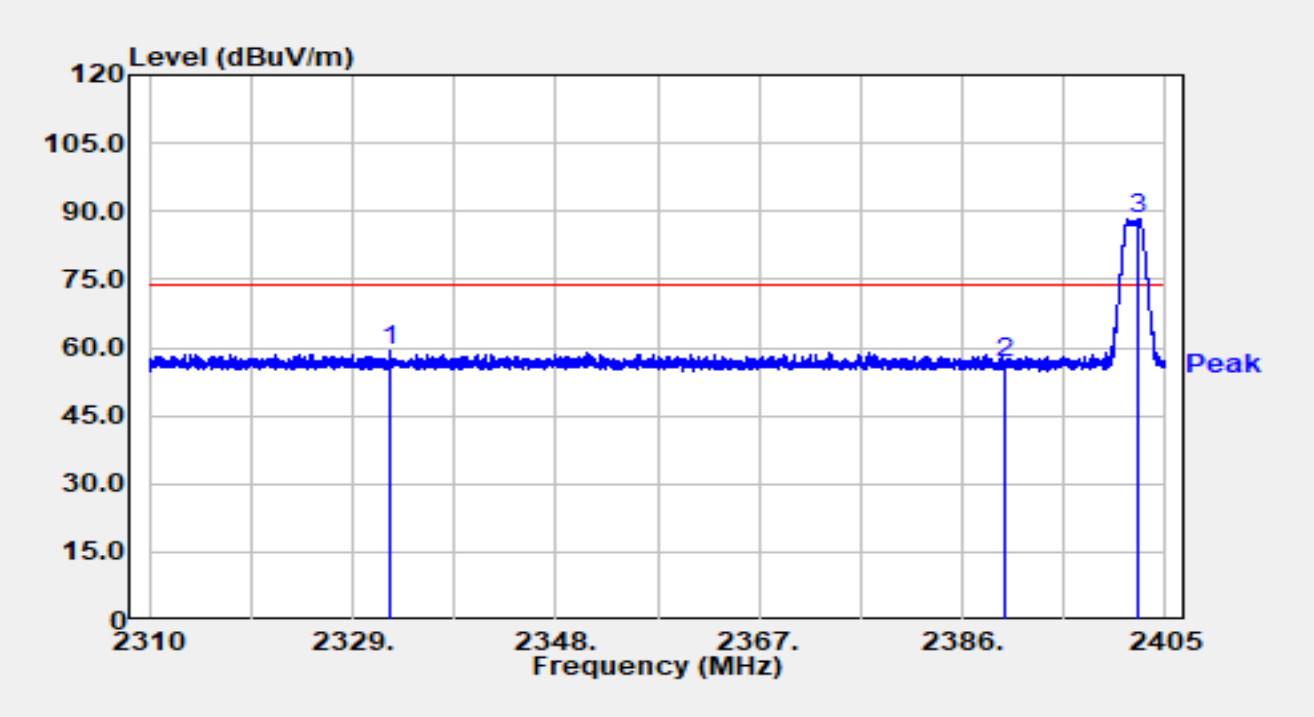

No	Mark	Frequency (MHz)	Reading (dBμV)	C.F (dB/m)	Measurement (dBμV/m)	Margin (dB)	Limit (dBμV/m)	Detector
1		2332.410	26.44	32.77	59.20	-14.80	74.00	Peak
2		2390.000	24.27	32.53	56.80	-17.20	74.00	Peak
3	*	2402.473	55.84	32.49	88.33	N/A	N/A	Peak

Notes:

1. " *", means this data is the worst emission level.
2. C.F (dB/m) = Antenna Factor (dB/m) + Cable Loss (dB).
3. Measurement (dBμV/m) = Reading (dBμV) + C.F (dB/m).

Site	WZ-AC2	Test Date	2024-07-18
Test Engineer	Frank Xue	Temp./Humidity	25.5°C/46.4%
Factor	BBHA 9120D_1457_1-18GHz	Polarity	Horizontal
EUT	Mobile Computer	Test Voltage	By Battery
Test Mode	Transmit by BLE 2Mbps at 2402MHz		

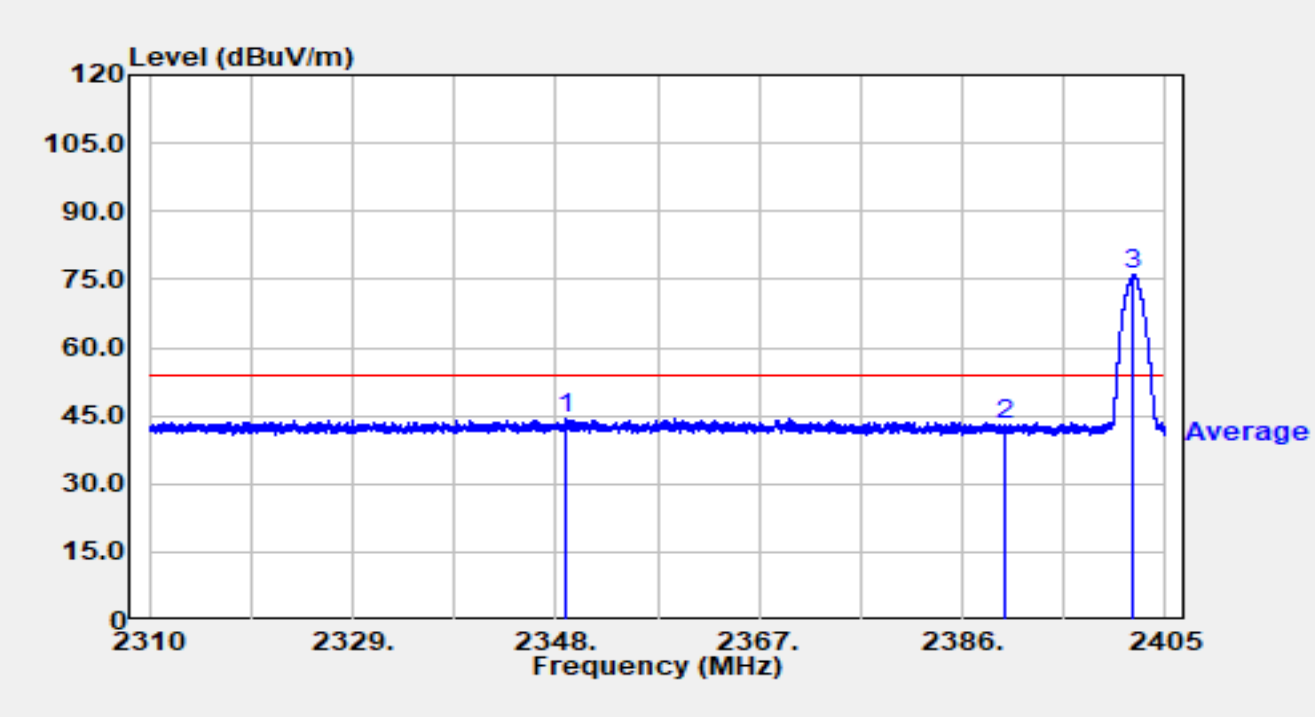

No	Mark	Frequency (MHz)	Reading (dBμV)	C.F (dB/m)	Measurement (dBμV/m)	Margin (dB)	Limit (dBμV/m)	Detector
1		2348.950	11.45	32.78	44.23	-9.77	54.00	Average
2		2390.000	10.27	32.53	42.80	-11.20	54.00	Average
3	*	2402.017	43.55	32.49	76.04	N/A	N/A	Average

Notes:

1. " *", means this data is the worst emission level.
2. C.F (dB/m) = Antenna Factor (dB/m) + Cable Loss (dB).
3. Measurement (dBμV/m) = Reading (dBμV) + C.F (dB/m).

Site	WZ-AC2	Test Date	2024-07-18
Test Engineer	Frank Xue	Temp./Humidity	25.5°C/46.4%
Factor	BBHA 9120D_1457_1-18GHz	Polarity	Vertical
EUT	Mobile Computer	Test Voltage	By Battery
Test Mode	Transmit by BLE 2Mbps at 2402MHz		

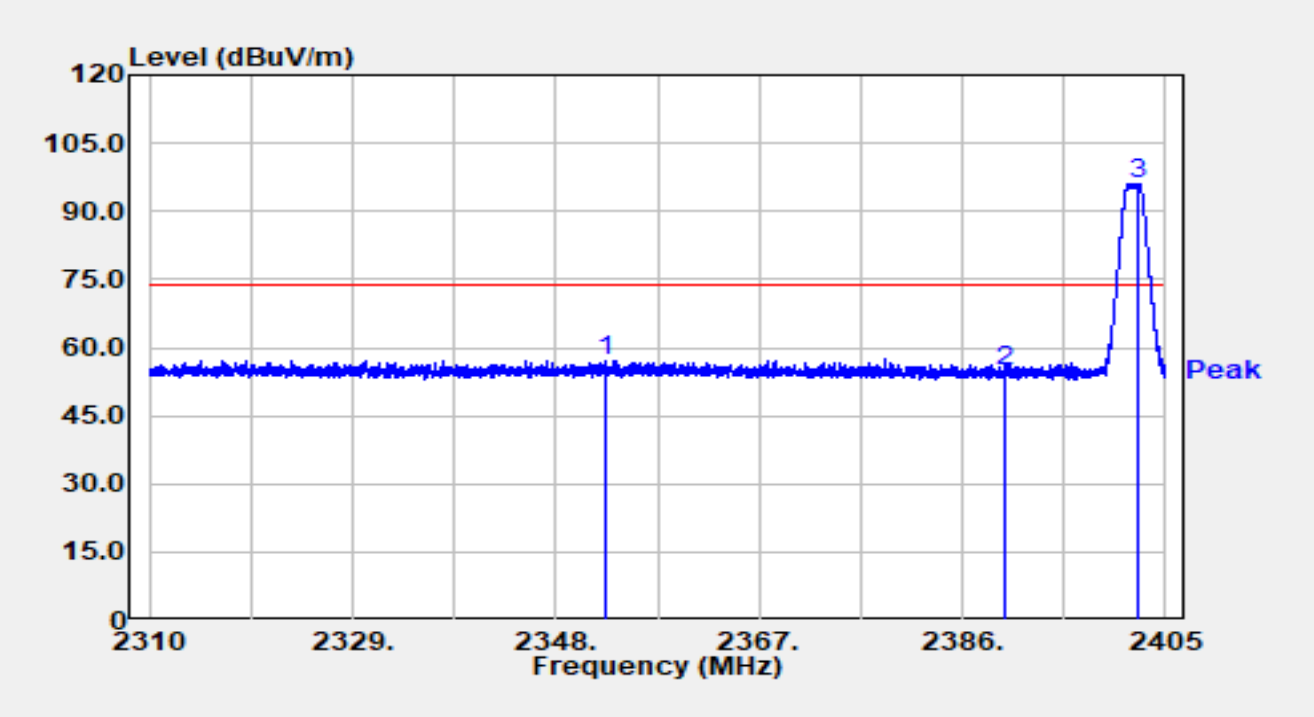

No	Mark	Frequency (MHz)	Reading (dBμV)	C.F (dB/m)	Measurement (dBμV/m)	Margin (dB)	Limit (dBμV/m)	Detector
1		2352.655	24.51	32.75	57.26	-16.74	74.00	Peak
2		2390.000	22.23	32.53	54.75	-19.25	74.00	Peak
3	*	2402.482	63.67	32.49	96.16	N/A	N/A	Peak

Notes:

1. " *", means this data is the worst emission level.
2. C.F (dB/m) = Antenna Factor (dB/m) + Cable Loss (dB).
3. Measurement (dBμV/m) = Reading (dBμV) + C.F (dB/m).

Site	WZ-AC2	Test Date	2024-07-19
Test Engineer	Frank Xue	Temp./Humidity	25.5°C/46.4%
Factor	BBHA 9120D_1457_1-18GHz	Polarity	Vertical
EUT	Mobile Computer	Test Voltage	By Battery
Test Mode	Transmit by BLE 2Mbps at 2402MHz		

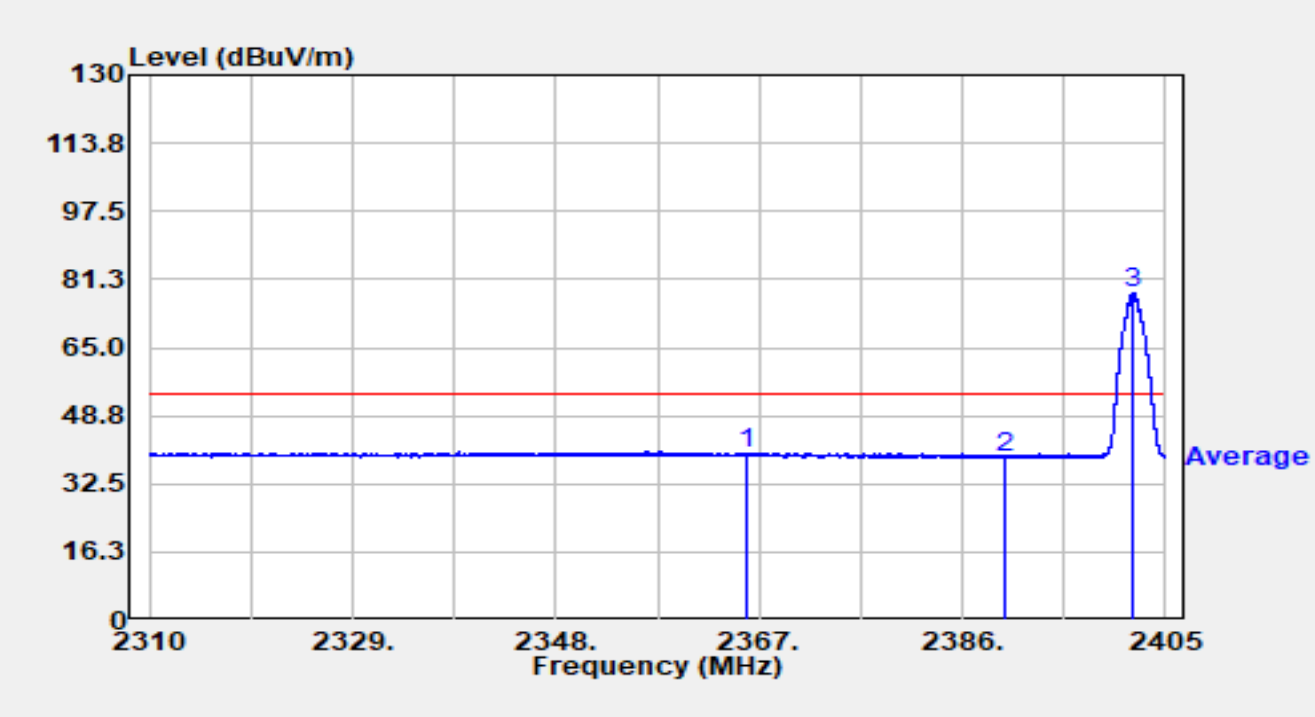

No	Mark	Frequency (MHz)	Reading (dBμV)	C.F (dB/m)	Measurement (dBμV/m)	Margin (dB)	Limit (dBμV/m)	Detector
1		2365.774	7.21	32.65	39.87	-14.13	54.00	Average
2		2390.000	6.32	32.53	38.85	-15.15	54.00	Average
3	*	2401.989	45.50	32.49	77.99	N/A	N/A	Average

Notes:

1. " *", means this data is the worst emission level.
2. C.F (dB/m) = Antenna Factor (dB/m) + Cable Loss (dB).
3. Measurement (dBμV/m) = Reading (dBμV) + C.F (dB/m).

A.8 AC Conducted Emissions Test Result

Site	WZ-SR2	Test Date	2024-07-12
Test Engineer	Linda Wei	Temp./Humidity	24.0°C /63.3%
Factor	ENV216_101683_L1_Filter Off_E	Polarity	Line
EUT	Mobile Computer	Test Voltage	120V/60Hz
Test Mode	Transmit by BLE 1Mbps at 2402MHz		

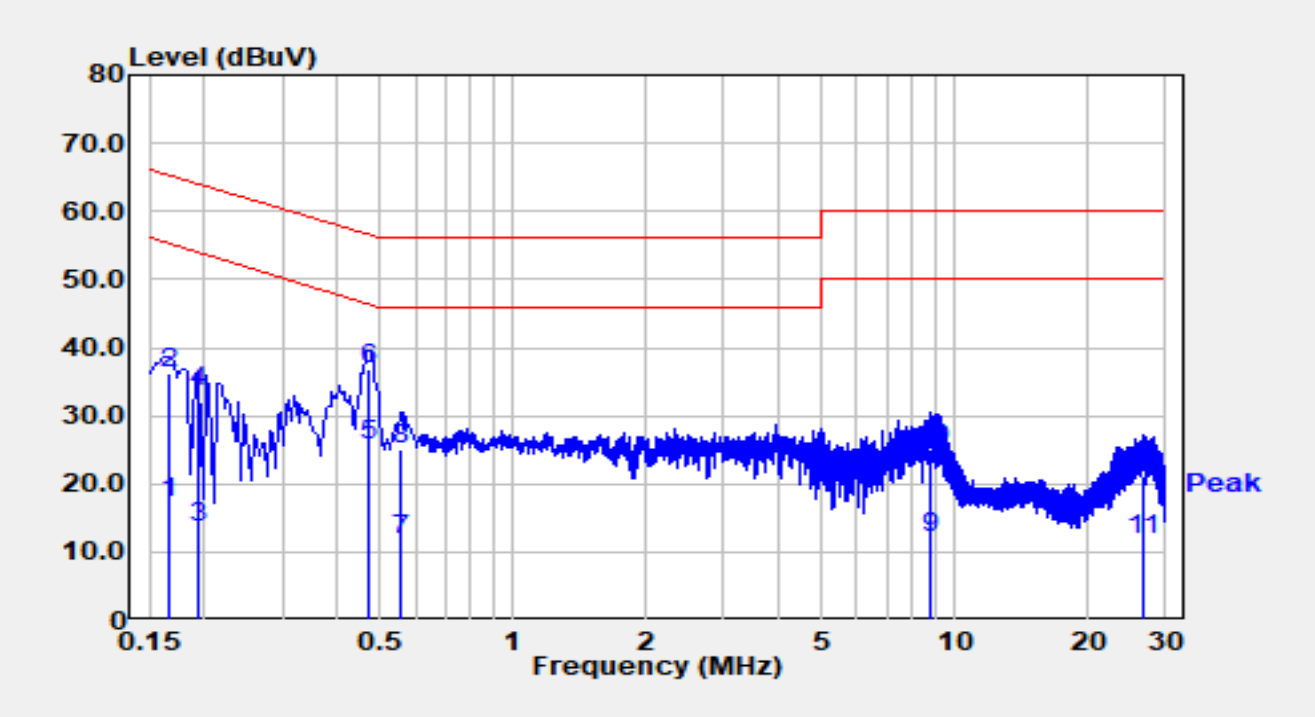

No	Mark	Frequency (MHz)	Reading (dBμV)	C.F (dB)	Measurement (dBμV)	Margin (dB)	Limit (dBμV)	Detector
1		0.166	7.40	9.78	17.18	-37.98	55.16	Average
2		0.166	26.40	9.78	36.18	-28.98	65.16	QP
3		0.194	3.70	9.79	13.49	-40.37	53.86	Average
4		0.194	23.70	9.79	33.49	-30.37	63.86	QP
5		0.470	15.70	9.91	25.61	-20.90	46.51	Average
6	*	0.470	27.00	9.91	36.91	-19.60	56.51	QP
7		0.554	1.70	9.96	11.66	-34.34	46.00	Average
8		0.554	15.20	9.96	25.16	-30.84	56.00	QP
9		8.860	1.30	10.88	12.18	-37.82	50.00	Average
10		8.860	14.10	10.88	24.98	-35.02	60.00	QP
11		26.760	0.40	11.50	11.90	-38.11	50.00	Average
12		26.760	9.50	11.50	21.00	-39.01	60.00	QP

Notes:

1. " *", means this data is the worst emission level.

2. C.F (dB) = LISN Factor (dB) + Cable Loss (dB).
3. Measurement(dBμV) = Reading(dBμV) + C.F (dB).

Site	WZ-SR2	Test Date	2024-07-12
Test Engineer	Linda Wei	Temp./Humidity	24.0°C /63.3%
Factor	ENV216_101683_N_Filter Off_E	Polarity	Neutral
EUT	Mobile Computer	Test Voltage	120V/60Hz
Test Mode	Transmit by BLE 1Mbps at 2402MHz		

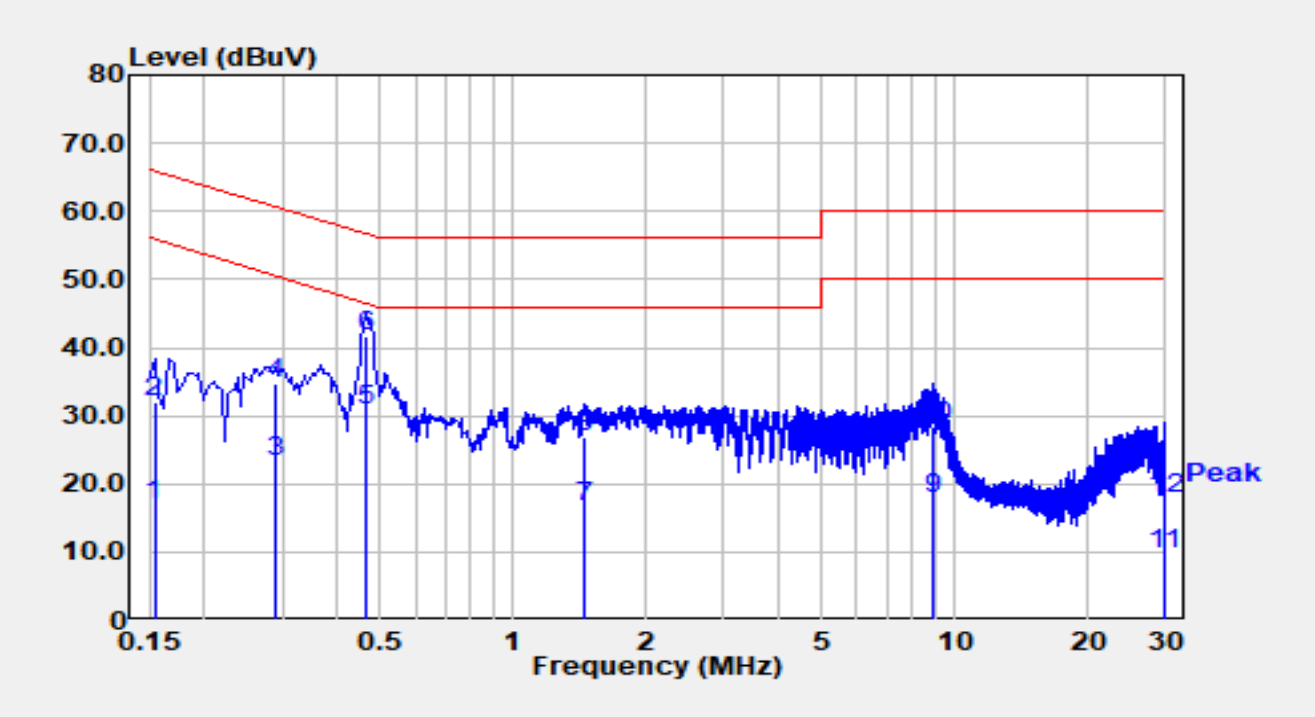

No	Mark	Frequency (MHz)	Reading (dBμV)	C.F (dB)	Measurement (dBμV)	Margin (dB)	Limit (dBμV)	Detector
1		0.154	7.30	9.75	17.05	-38.73	55.78	Average
2		0.154	22.10	9.75	31.85	-33.93	65.78	QP
3		0.290	13.50	9.81	23.31	-27.22	50.52	Average
4		0.290	24.90	9.81	34.71	-25.82	60.52	QP
5		0.466	21.00	9.89	30.89	-15.69	46.58	Average
6	*	0.466	31.80	9.89	41.69	-14.89	56.58	QP
7		1.450	6.40	10.21	16.61	-29.39	46.00	Average
8		1.450	16.70	10.21	26.91	-29.09	56.00	QP
9		8.940	7.00	10.92	17.92	-32.08	50.00	Average
10		8.940	17.60	10.92	28.52	-31.48	60.00	QP
11		29.830	-2.10	11.70	9.60	-40.40	50.00	Average
12		29.830	6.00	11.70	17.70	-42.30	60.00	QP

Notes:

1. " *", means this data is the worst emission level.

2. C.F (dB) = LISN Factor (dB) + Cable Loss (dB).
3. Measurement(dBμV) = Reading(dBμV) + C.F (dB).

Appendix B - Test Setup Photograph

Refer to “2406RSU006-UT” file.

Appendix C - EUT Photograph

Refer to “2406RSU006-UE” file.

The End