802.11ax-HE20 26dB & 99% Bandwidth

Channel 140 (5700MHz)

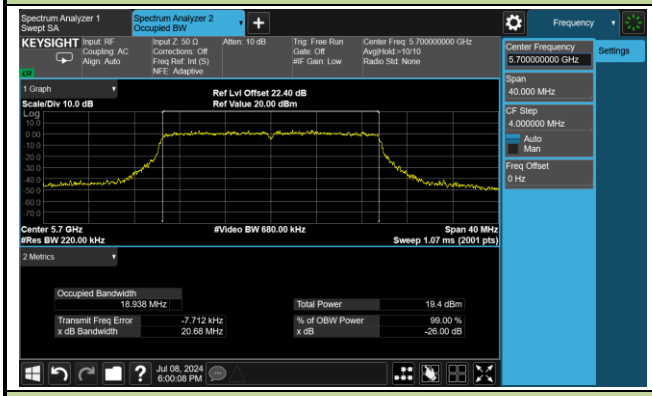

Channel 144(5720MHz)

Channel 149 (5745MHz)

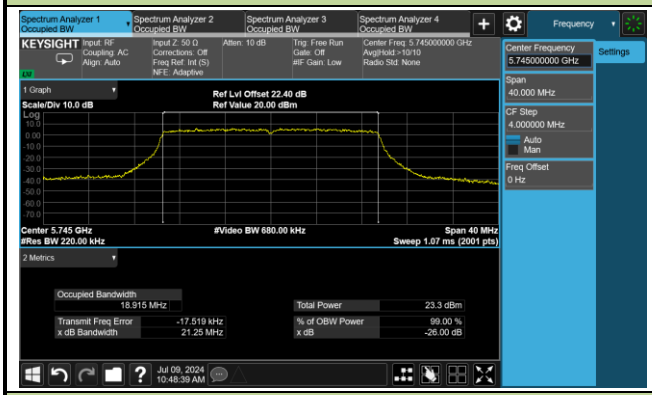

Channel 157 (5785MHz)

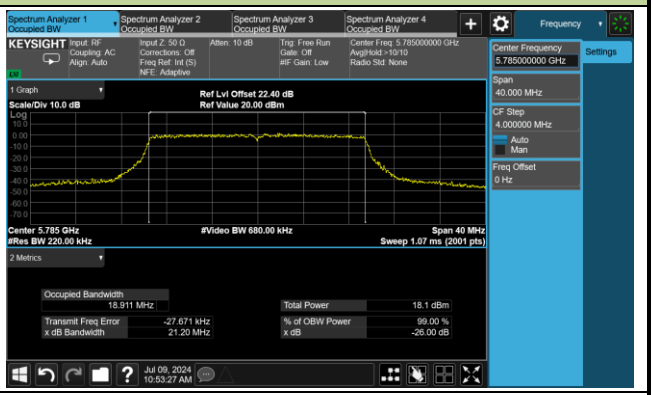

Channel 165 (5825MHz)

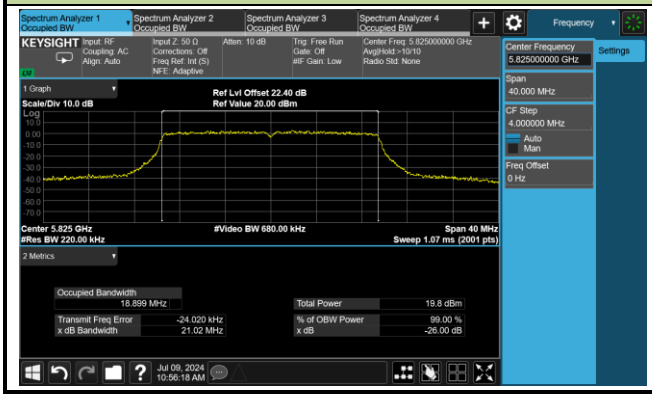

802.11ax-HE40 26dB & 99% Bandwidth

Channel 38 (5190MHz)

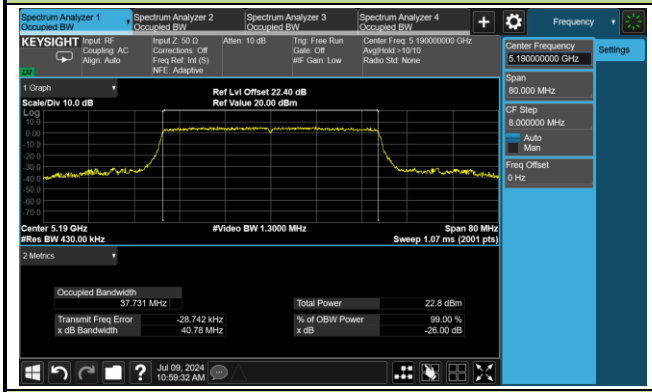

Channel 46 (5230MHz)

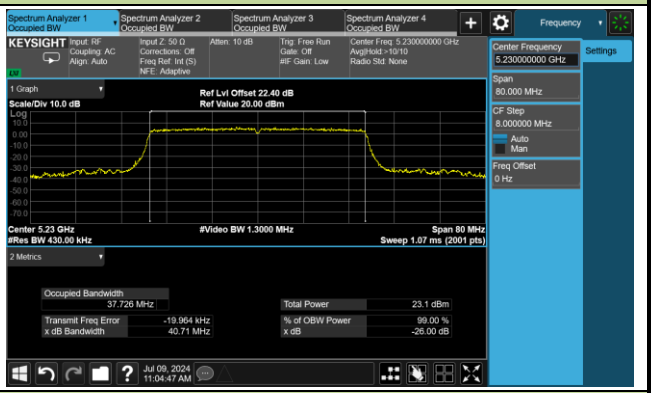

Channel 54 (5270MHz)

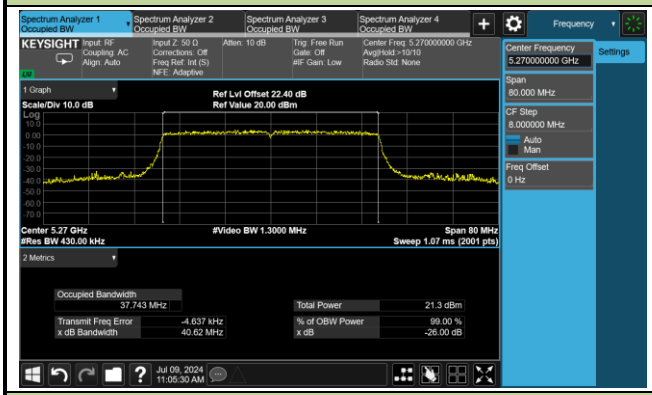

Channel 62 (5310MHz)

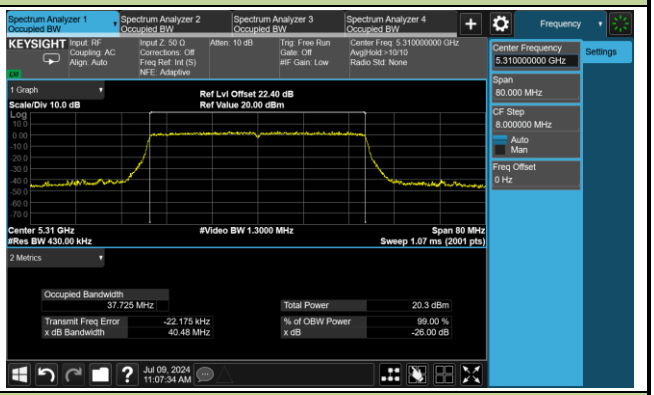

Channel 102 (5510MHz)

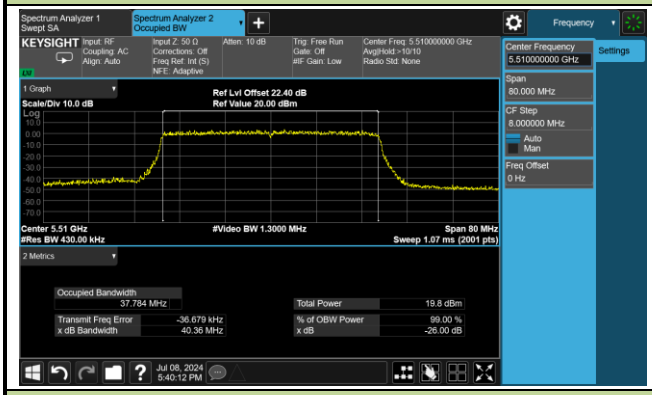

Channel 110 (5550MHz)

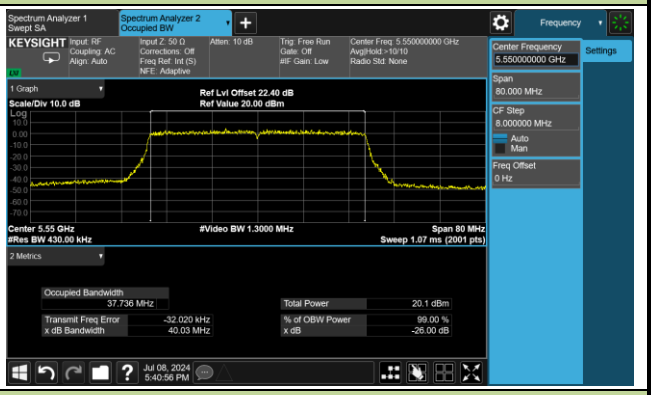

Channel 134 (5670MHz)

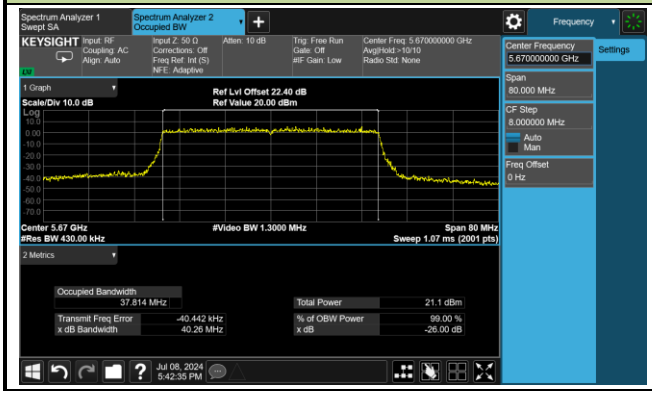

Channel 142(5710MHz)

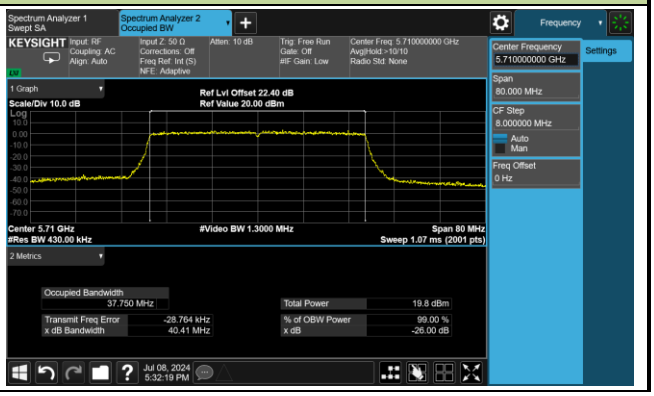

802.11ax-HE40 26dB & 99% Bandwidth	
Channel 151 (5755MHz)	Channel 159 (5795MHz)
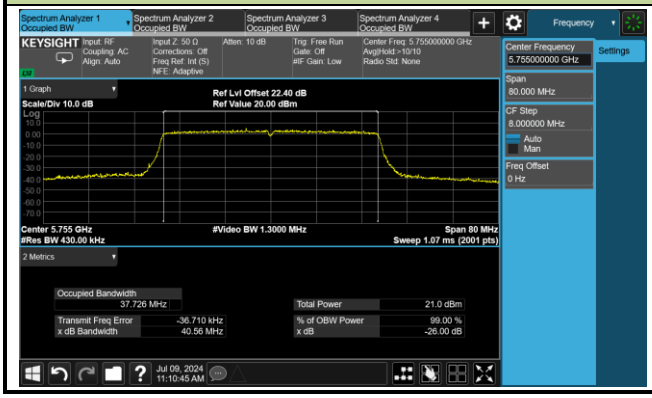	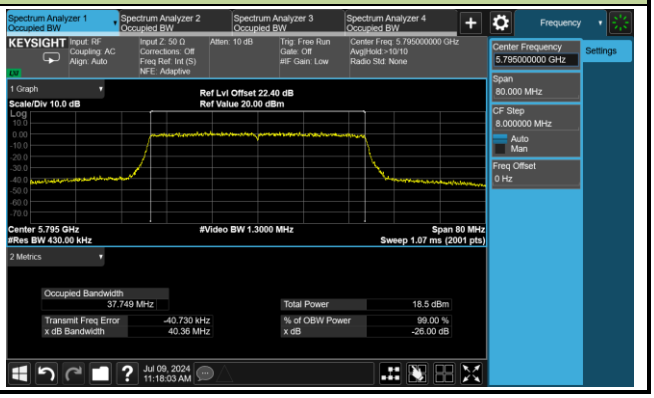

802.11ax-HE80 26dB & 99% Bandwidth	
Channel 42 (5210MHz)	Channel 58 (5290MHz)
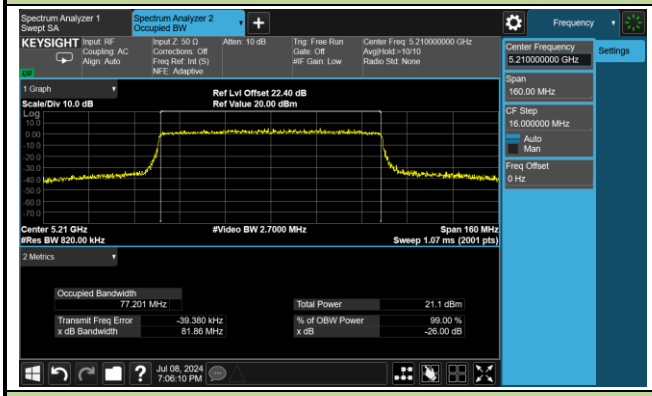	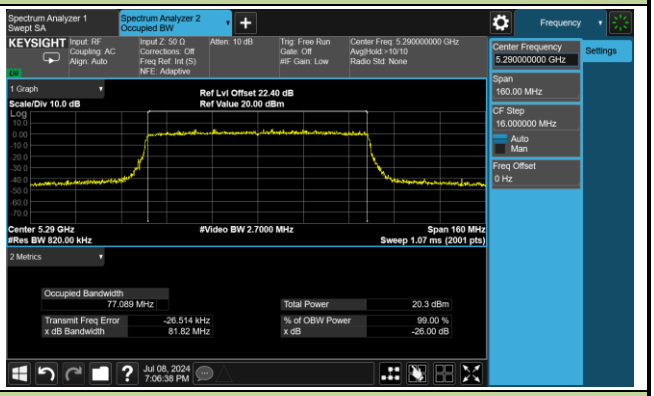
Channel 106 (5530MHz)	Channel 122 (5610MHz)
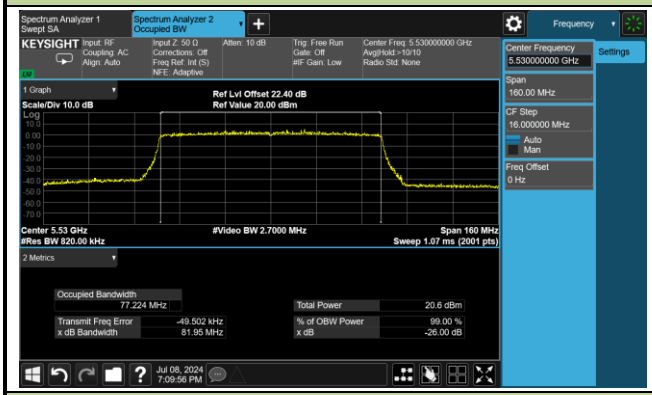	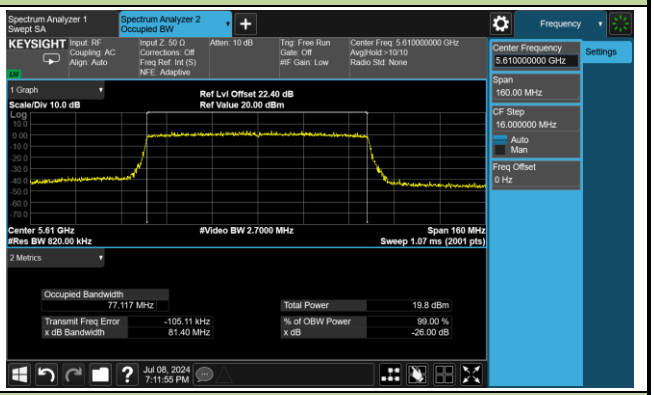
Channel 138 (5690MHz)	Channel 155 (5775MHz)
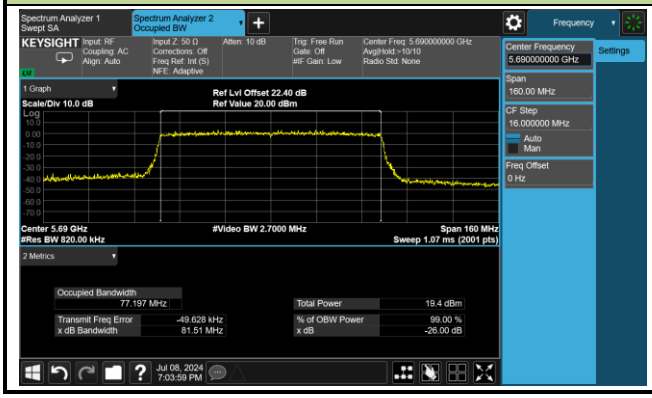	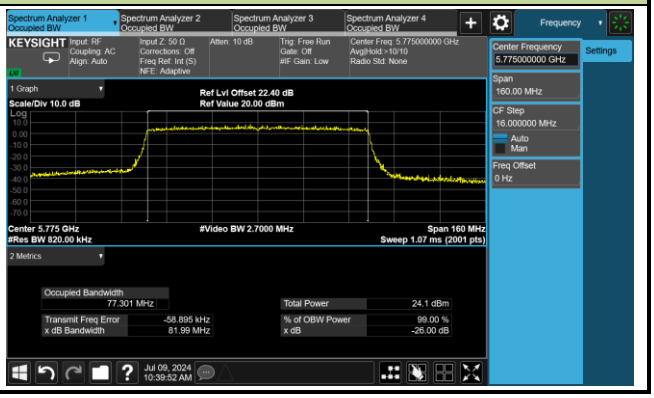

A.3 6dB Bandwidth Test Result

Test Site	WZ-SR5	Test Engineer	Luis Yang
Test Date	2024-07-09		

Test Mode	Data Rate/ MCS	Channel No.	Frequency (MHz)	6dB Bandwidth (MHz)	Limit (MHz)
11a	6Mbps	149	5745	16.33	≥0.5
11a	6Mbps	157	5785	16.33	≥0.5
11a	6Mbps	165	5825	16.34	≥0.5
11ac-VHT20	MCS0	149	5745	17.55	≥0.5
11ac-VHT20	MCS0	157	5785	17.56	≥0.5
11ac-VHT20	MCS0	165	5825	17.56	≥0.5
11ac-VHT40	MCS0	151	5755	36.01	≥0.5
11ac-VHT40	MCS0	159	5795	36.01	≥0.5
11ac-VHT80	MCS0	155	5775	75.39	≥0.5
11ax-HE20	MCS0	149	5745	18.87	≥0.5
11ax-HE20	MCS0	157	5785	18.88	≥0.5
11ax-HE20	MCS0	165	5825	18.89	≥0.5
11ax-HE40	MCS0	151	5755	37.75	≥0.5
11ax-HE40	MCS0	159	5795	37.69	≥0.5
11ax-HE80	MCS0	155	5775	77.23	≥0.5

802.11a 6dB Bandwidth	
Channel 149 (5745MHz)	Channel 157 (5785MHz)
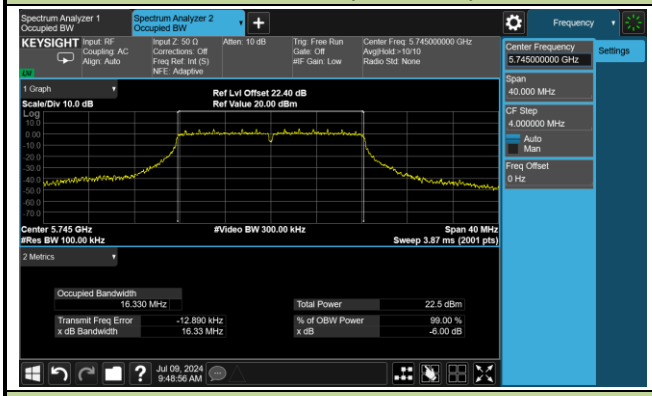	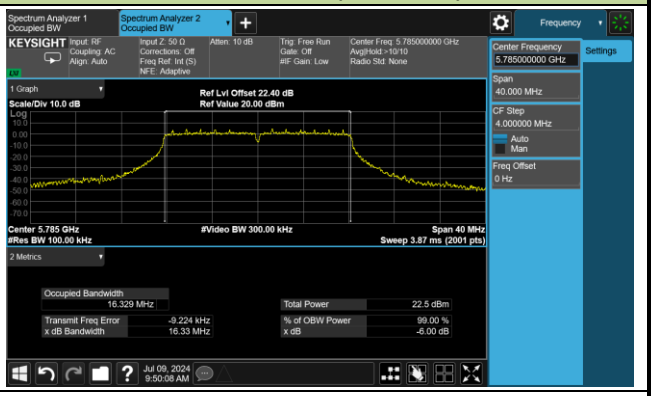
Channel 165 (5825MHz)	
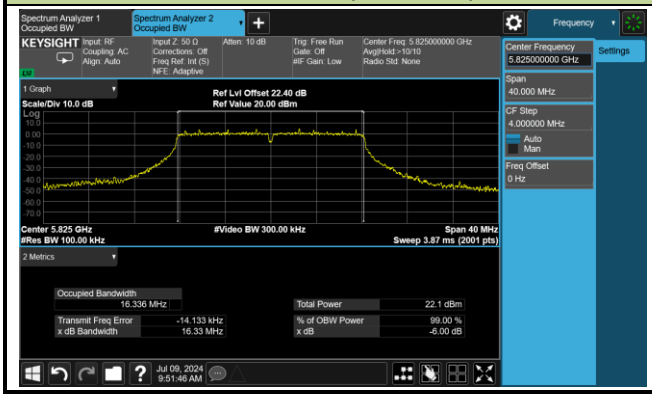	

802.11ac-VHT20 6dB Bandwidth	
Channel 149 (5745MHz)	Channel 157 (5785MHz)
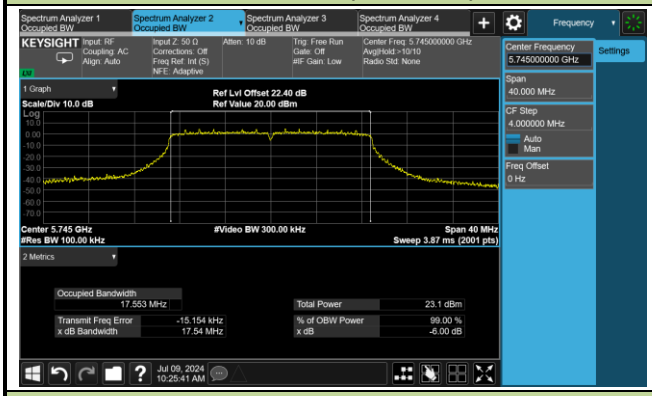	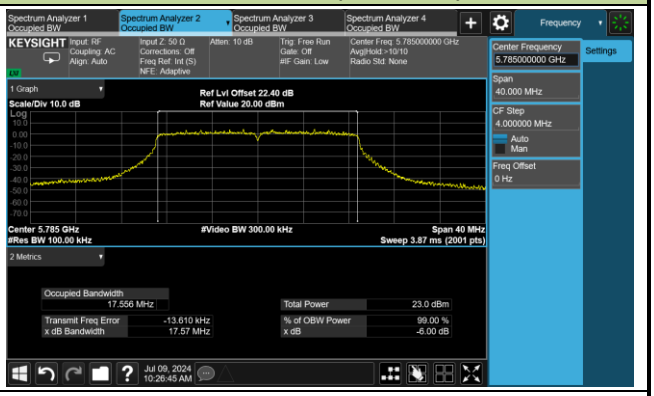
Channel 165 (5825MHz)	
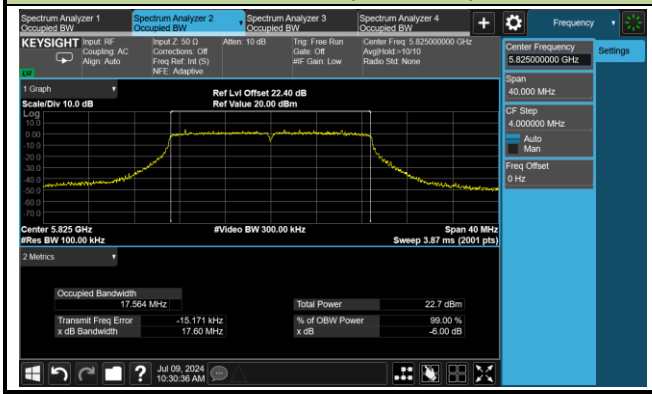	

802.11ac-VHT40 6dB Bandwidth	
Channel 151 (5755MHz)	Channel 159 (5795MHz)
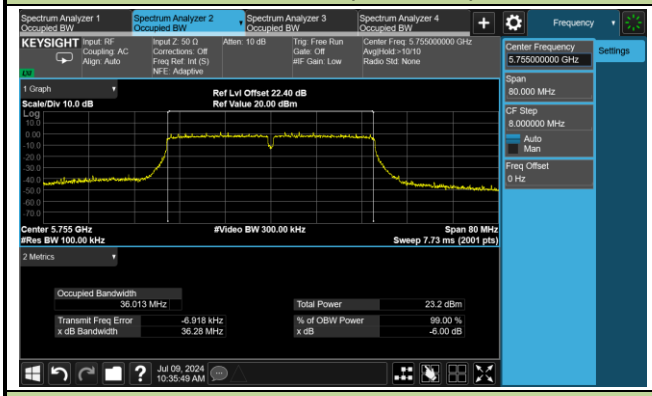	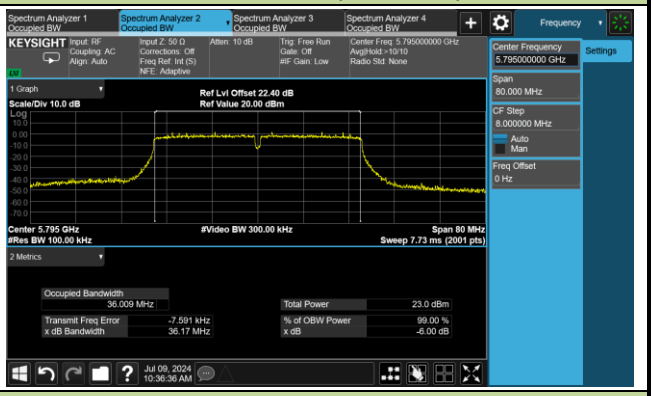
802.11ac-VHT80 6dB Bandwidth	
Channel 155 (5775MHz)	
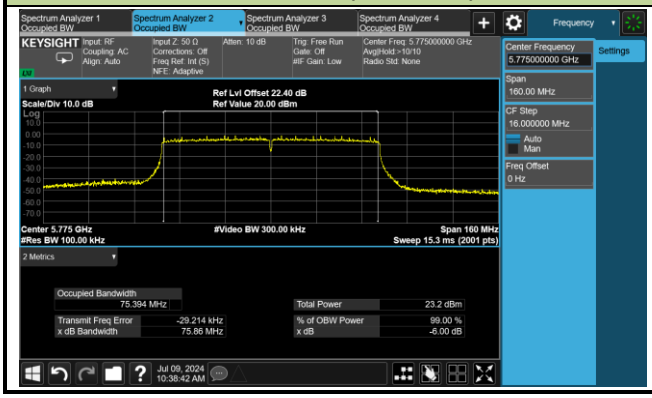	

802.11ax-HE20 6dB Bandwidth	
Channel 149 (5745MHz)	Channel 157 (5785MHz)
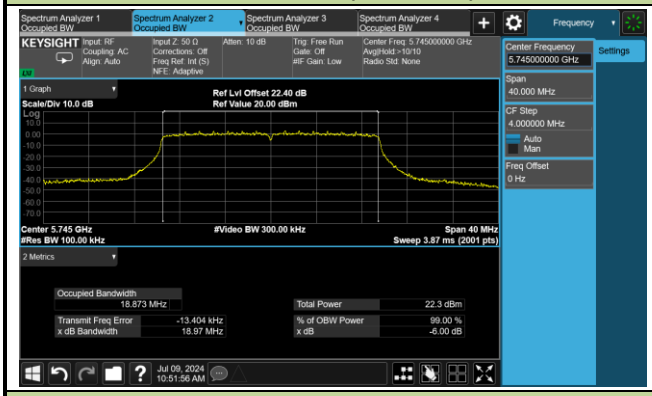	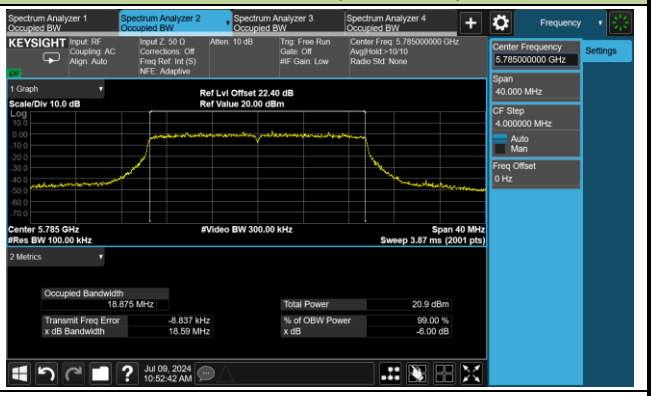
Channel 165 (5825MHz)	
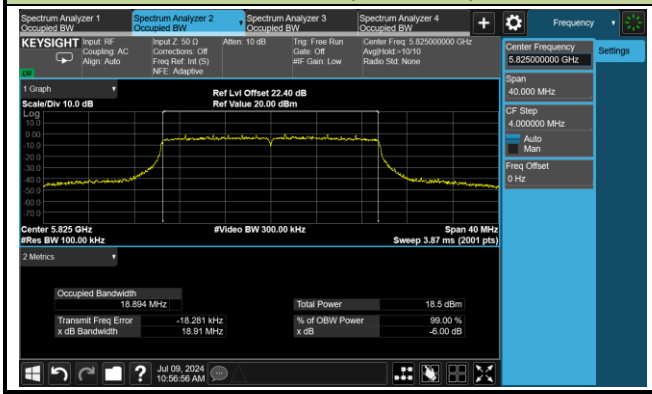	

802.11ax-HE40 6dB Bandwidth	
Channel 151 (5755MHz)	Channel 159 (5795MHz)
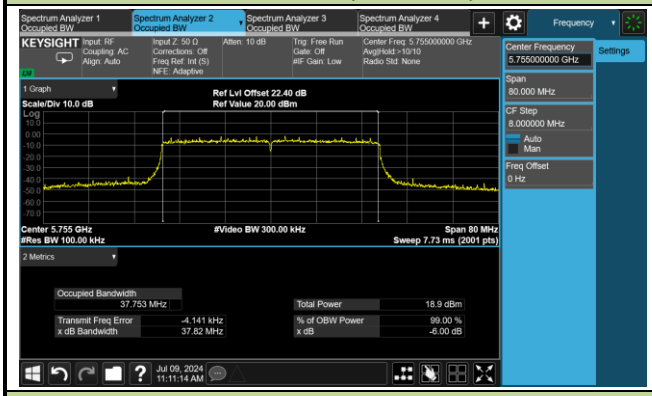	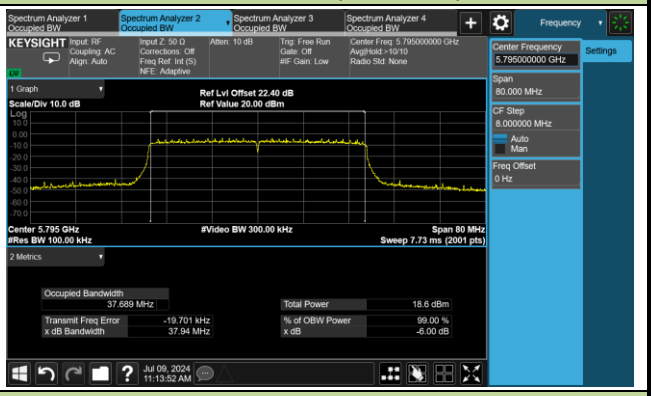
802.11ax-HE80 6dB Bandwidth	
Channel 155 (5775MHz)	
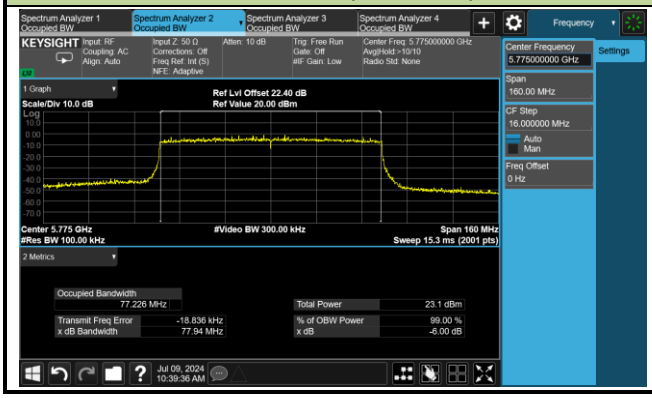	

A.4 Output Power Test Result

Full RU

Test Site	WZ-SR5	Test Engineer	Luis Yang
Test Date	2024-07-13		

Test Mode	Data Rate MCS	Channel No.	Freq. (MHz)	Average Power (dBm)		Total Average Power (dBm)	Power Limit (dBm)
				Ant 3	Ant 2		
11a	6Mbps	36	5180	15.16	15.72	18.46	≤ 23.98
11a	6Mbps	44	5220	15.41	15.73	18.58	≤ 23.98
11a	6Mbps	48	5240	15.95	15.85	18.91	≤ 23.98
11a	6Mbps	52	5260	15.87	15.83	18.86	≤ 23.98
11a	6Mbps	60	5300	15.98	15.01	18.53	≤ 23.98
11a	6Mbps	64	5320	14.08	12.49	16.37	≤ 23.84
11a	6Mbps	100	5500	15.76	14.82	18.33	≤ 23.84
11a	6Mbps	116	5580	15.96	14.52	18.31	≤ 23.83
11a	6Mbps	140	5700	15.71	14.16	18.01	≤ 23.83
11a	6Mbps	144	5720	15.69	14.16	18.00	≤ 22.65
11a	6Mbps	149	5745	15.82	13.79	17.93	≤ 30.00
11a	6Mbps	157	5785	15.81	14.25	18.11	≤ 30.00
11a	6Mbps	165	5825	15.76	13.72	17.87	≤ 30.00
11ac-VHT20	MCS0	36	5180	15.22	15.70	18.48	≤ 23.98
11ac-VHT20	MCS0	44	5220	15.43	15.71	18.58	≤ 23.98
11ac-VHT20	MCS0	48	5240	15.88	15.87	18.89	≤ 23.98
11ac-VHT20	MCS0	52	5260	15.93	15.85	18.90	≤ 23.98
11ac-VHT20	MCS0	60	5300	15.70	14.47	18.14	≤ 23.98
11ac-VHT20	MCS0	64	5320	15.66	14.45	18.11	≤ 23.98
11ac-VHT20	MCS0	100	5500	15.78	14.83	18.34	≤ 23.98
11ac-VHT20	MCS0	116	5580	15.95	14.49	18.29	≤ 23.98
11ac-VHT20	MCS0	140	5700	15.72	14.13	18.01	≤ 23.98
11ac-VHT20	MCS0	144	5720	15.70	14.15	18.00	≤ 22.84
11ac-VHT20	MCS0	149	5745	15.82	13.89	17.97	≤ 30.00
11ac-VHT20	MCS0	157	5785	15.78	14.23	18.08	≤ 30.00
11ac-VHT20	MCS0	165	5825	15.71	13.78	17.86	≤ 30.00

Test Mode	Data Rate MCS	Channel No.	Freq. (MHz)	Average Power (dBm)		Total Average Power (dBm)	Power Limit (dBm)
				Ant 3	Ant 2		
11ac-VHT40	MCS0	38	5190	13.05	13.72	16.41	≤ 23.98
11ac-VHT40	MCS0	46	5230	15.52	15.56	18.55	≤ 23.98
11ac-VHT40	MCS0	54	5270	15.98	15.60	18.80	≤ 23.98
11ac-VHT40	MCS0	62	5310	14.12	11.98	16.19	≤ 23.98
11ac-VHT40	MCS0	102	5510	14.52	13.26	16.95	≤ 23.98
11ac-VHT40	MCS0	110	5550	15.69	14.49	18.14	≤ 23.98
11ac-VHT40	MCS0	134	5670	15.97	15.06	18.55	≤ 23.98
11ac-VHT40	MCS0	142	5710	15.96	14.35	18.24	≤ 23.98
11ac-VHT40	MCS0	151	5755	15.78	14.55	18.22	≤ 30.00
11ac-VHT40	MCS0	159	5795	15.89	14.45	18.24	≤ 30.00
11ac-VHT80	MCS0	42	5210	15.30	15.56	18.44	≤ 23.98
11ac-VHT80	MCS0	58	5290	12.80	12.06	15.46	≤ 23.98
11ac-VHT80	MCS0	106	5530	15.58	14.38	18.03	≤ 23.98
11ac-VHT80	MCS0	122	5610	15.89	15.12	18.53	≤ 23.98
11ac-VHT80	MCS0	138	5690	15.77	13.48	17.78	≤ 23.98
11ac-VHT80	MCS0	155	5775	15.56	14.31	17.99	≤ 30.00
11ax-HE20	MCS0	36	5180	13.02	13.65	16.36	≤ 23.98
11ax-HE20	MCS0	44	5220	13.73	13.93	16.84	≤ 23.98
11ax-HE20	MCS0	48	5240	13.66	13.63	16.66	≤ 23.98
11ax-HE20	MCS0	52	5260	13.61	12.82	16.24	≤ 23.98
11ax-HE20	MCS0	60	5300	13.72	11.39	15.72	≤ 23.98
11ax-HE20	MCS0	64	5320	13.70	11.41	15.71	≤ 23.98
11ax-HE20	MCS0	100	5500	13.66	11.73	15.81	≤ 23.98
11ax-HE20	MCS0	116	5580	13.58	11.77	15.78	≤ 23.98
11ax-HE20	MCS0	140	5700	13.60	11.15	15.56	≤ 23.98
11ax-HE20	MCS0	144	5720	13.61	11.66	15.75	≤ 22.92
11ax-HE20	MCS0	149	5745	13.85	11.97	16.02	≤ 30.00
11ax-HE20	MCS0	157	5785	13.56	11.31	15.59	≤ 30.00
11ax-HE20	MCS0	165	5825	13.84	12.01	16.03	≤ 30.00

Test Mode	Data Rate MCS	Channel No.	Freq. (MHz)	Average Power (dBm)		Total Average Power (dBm)	Power Limit (dBm)
				Ant 3	Ant 2		
11ax-HE40	MCS0	38	5190	13.52	13.82	16.68	≤ 23.98
11ax-HE40	MCS0	46	5230	13.71	13.90	16.82	≤ 23.98
11ax-HE40	MCS0	54	5270	13.85	13.49	16.68	≤ 23.98
11ax-HE40	MCS0	62	5310	13.68	11.48	15.73	≤ 23.98
11ax-HE40	MCS0	102	5510	13.55	12.21	15.94	≤ 23.98
11ax-HE40	MCS0	110	5550	13.60	12.12	15.93	≤ 23.98
11ax-HE40	MCS0	134	5670	13.93	12.00	16.08	≤ 23.98
11ax-HE40	MCS0	142	5710	13.52	11.21	15.53	≤ 23.98
11ax-HE40	MCS0	151	5755	13.84	12.41	16.19	≤ 30.00
11ax-HE40	MCS0	159	5795	13.54	11.41	15.61	≤ 30.00
11ax-HE80	MCS0	42	5210	13.76	13.98	16.88	≤ 23.98
11ax-HE80	MCS0	58	5290	13.04	12.19	15.65	≤ 23.98
11ax-HE80	MCS0	106	5530	13.77	12.19	16.06	≤ 23.98
11ax-HE80	MCS0	122	5610	13.95	12.59	16.33	≤ 23.98
11ax-HE80	MCS0	138	5690	13.93	11.80	16.00	≤ 23.98
11ax-HE80	MCS0	155	5775	13.93	12.42	16.25	≤ 30.00

Note 1: Total Average Power (dBm) = $10*\log\{10^{(\text{Ant 3 Average Power}/10)} + 10^{(\text{Ant 2 Average Power}/10)}\}$ (dBm).

Note 2: For Band-Crossing channel, Average Power Limit = 23.98dBm or $11+10*\log_{10}EBW_{2C}$ which is less.

Partial RU

Test Site	WZ-SR5	Test Engineer	Luis Yang
Test Date	2024-07-13 ~ 2024-07-19		

Test Mode	Data Rate MCS	Channel No.	Freq. (MHz)	RU size / index	Average Power (dBm)		Total Average Power (dBm)	Power Limit (dBm)
					Ant 3	Ant 2		
11ax-HE20	MCS0	36	5180	RU26/0	3.02	4.96	7.11	≤ 23.98
				RU52/37	6.68	7.01	9.86	≤ 23.98
				RU106/53	9.32	9.77	12.56	≤ 23.98
		44	5220	RU26/4	5.73	5.35	8.55	≤ 23.98
				RU52/38	7.30	7.55	10.44	≤ 23.98
				RU106/53	10.52	10.87	13.71	≤ 23.98
		48	5240	RU26/8	3.92	4.57	7.27	≤ 23.98
				RU52/40	7.08	6.41	9.77	≤ 23.98
				RU106/54	9.73	9.31	12.54	≤ 23.98
		52	5260	RU26/0	4.52	4.01	7.28	≤ 23.98
				RU52/37	6.78	6.31	9.56	≤ 23.98
				RU106/53	10.02	9.57	12.81	≤ 23.98
		60	5300	RU26/4	5.50	4.66	8.11	≤ 23.98
				RU52/38	7.16	5.60	9.46	≤ 23.98
				RU106/53	9.89	8.52	12.27	≤ 23.98
		64	5320	RU26/8	4.38	2.99	6.75	≤ 23.98
				RU52/40	7.46	5.87	9.75	≤ 23.98
				RU106/54	10.34	8.55	12.55	≤ 23.98
		100	5500	RU26/0	4.15	3.70	6.94	≤ 23.98
				RU52/37	7.13	6.06	9.64	≤ 23.98
				RU106/53	9.76	8.89	12.36	≤ 23.98
		116	5580	RU26/4	5.18	4.35	7.80	≤ 23.98
				RU52/38	6.75	5.39	9.13	≤ 23.98
				RU106/53	9.33	8.36	11.88	≤ 23.98
		140	5700	RU26/8	3.82	3.63	6.74	≤ 23.98
				RU52/40	6.79	5.26	9.10	≤ 23.98
				RU106/54	9.66	8.24	12.02	≤ 23.98
		144	5720	RU26/8	3.90	3.50	6.71	≤ 22.92
				RU52/40	6.60	5.61	9.14	≤ 22.92
				RU106/54	9.65	8.19	11.99	≤ 22.92

Test Mode	Data Rate MCS	Channel No.	Freq. (MHz)	RU size / index	Average Power (dBm)		Total Average Power (dBm)	Power Limit (dBm)
					Ant 3	Ant 2		
11ax-HE20	MCS0	149	5745	RU26/0	2.58	2.67	5.64	≤ 30.00
				RU52/37	5.61	5.31	8.47	≤ 30.00
				RU106/53	8.82	7.80	11.35	≤ 30.00
		157	5785	RU26/4	2.63	2.22	5.44	≤ 30.00
				RU52/38	5.02	4.98	8.01	≤ 30.00
				RU106/53	8.59	7.71	11.18	≤ 30.00
		165	5825	RU26/8	3.02	2.72	5.88	≤ 30.00
				RU52/40	5.45	4.73	8.12	≤ 30.00
				RU106/54	9.27	8.00	11.69	≤ 30.00
11ax-HE40	MCS0	38	5190	RU242/61	9.85	10.80	13.36	≤ 23.98
		46	5230	RU242/62	10.51	10.92	13.73	≤ 23.98
		54	5270	RU242/61	10.88	10.16	13.55	≤ 23.98
		62	5310	RU242/62	10.33	8.64	12.58	≤ 23.98
		102	5510	RU242/61	10.99	9.75	13.42	≤ 23.98
		110	5550	RU242/61	11.38	9.49	13.55	≤ 23.98
		134	5670	RU242/62	11.13	9.79	13.52	≤ 23.98
		142	5710	RU242/62	10.01	8.65	12.39	≤ 23.98
		151	5755	RU242/61	10.31	8.91	12.68	≤ 30.00
		159	5795	RU242/62	9.68	8.63	12.20	≤ 30.00
11ax-HE80	MCS0	42	5210	RU484/65	10.53	11.21	13.89	≤ 23.98
		58	5290	RU484/66	10.22	9.36	12.82	≤ 23.98
		106	5530	RU484/65	10.79	9.05	13.02	≤ 23.98
		122	5610	RU484/66	10.30	9.11	12.76	≤ 23.98
		138	5690	RU484/66	10.59	9.03	12.89	≤ 23.98
		155	5775	RU484/65	10.72	6.00	11.98	≤ 30.00

Note 1: Total Average Power (dBm) = $10*\log\{10^{(\text{Ant 3 Average Power}/10)} + 10^{(\text{Ant 2 Average Power}/10)}\}$.

Note 2: For Band-Crossing channel, Average Power Limit = 23.98dBm or $11+10*\log_{10}EBW_{2C}$ which is less.

A.5 Power Spectral Density Test Result

Full RU

Test Site	WZ-SR5	Test Engineer	Luis Yang
Test Date	2024-07-06 ~ 2024-07-24		
Test Item	Power Spectral Density (UNII-Band 1 & UNII-2a & UNII-2c)		

Test Mode	Data Rate/ MCS	Channel No.	Freq. (MHz)	AVPSD (dBm/MHz)		Duty Cycle (%)	Total PSD (dBm/MHz)	PSD Limit (dBm/MHz)
				Ant 3	Ant 2			
11a	6Mbps	36	5180	4.108	4.436	99.29	7.285	≤ 10.02
11a	6Mbps	44	5220	3.972	4.455	99.29	7.231	≤ 10.02
11a	6Mbps	48	5240	4.649	4.757	99.29	7.714	≤ 10.02
11a	6Mbps	52	5260	4.456	4.410	99.29	7.443	≤ 10.02
11a	6Mbps	60	5300	5.108	3.813	99.29	7.519	≤ 10.02
11a	6Mbps	64	5320	3.125	1.484	99.29	5.392	≤ 10.02
11a	6Mbps	100	5500	4.657	3.713	99.29	7.221	≤ 9.45
11a	6Mbps	116	5580	4.592	3.472	99.29	7.078	≤ 9.45
11a	6Mbps	140	5700	4.523	3.085	99.29	6.874	≤ 9.45
11a	6Mbps	144	5720	4.542	2.974	99.29	6.839	≤ 9.45
11ac-VHT20	MCS0	36	5180	3.828	4.184	99.69	7.020	≤ 10.02
11ac-VHT20	MCS0	44	5220	3.766	4.143	99.69	6.969	≤ 10.02
11ac-VHT20	MCS0	48	5240	4.421	4.099	99.69	7.273	≤ 10.02
11ac-VHT20	MCS0	52	5260	4.546	4.304	99.69	7.437	≤ 10.02
11ac-VHT20	MCS0	60	5300	4.518	3.250	99.69	6.940	≤ 10.02
11ac-VHT20	MCS0	64	5320	4.219	3.012	99.69	6.668	≤ 10.02
11ac-VHT20	MCS0	100	5500	4.449	3.463	99.69	6.994	≤ 9.45
11ac-VHT20	MCS0	116	5580	4.512	3.213	99.69	6.921	≤ 9.45
11ac-VHT20	MCS0	140	5700	3.990	2.821	99.69	6.455	≤ 9.45
11ac-VHT20	MCS0	144	5720	4.260	2.921	99.69	6.652	≤ 9.45
11ac-VHT40	MCS0	38	5190	-1.301	-0.753	99.69	1.992	≤ 10.02
11ac-VHT40	MCS0	46	5230	1.073	0.815	99.69	3.956	≤ 10.02
11ac-VHT40	MCS0	54	5270	1.581	1.224	99.69	4.416	≤ 10.02
11ac-VHT40	MCS0	62	5310	-0.444	-2.092	99.69	1.820	≤ 10.02
11ac-VHT40	MCS0	102	5510	0.119	-1.056	99.69	2.581	≤ 9.45
11ac-VHT40	MCS0	110	5550	1.518	0.161	99.69	3.903	≤ 9.45
11ac-VHT40	MCS0	134	5670	1.620	0.091	99.69	3.933	≤ 9.45
11ac-VHT40	MCS0	142	5710	1.864	0.072	99.69	4.070	≤ 9.45

Test Mode	Data Rate/ MCS	Channel No.	Freq. (MHz)	AVPSD (dBm/MHz)		Duty Cycle (%)	Total PSD (dBm/MHz)	PSD Limit (dBm/MHz)
				Ant 3	Ant 2			
11ac-VHT80	MCS0	42	5210	-2.424	-2.429	99.72	0.584	≤ 10.02
11ac-VHT80	MCS0	58	5290	-4.451	-5.360	99.72	-1.871	≤ 10.02
11ac-VHT80	MCS0	106	5530	-2.106	-2.893	99.72	0.529	≤ 9.45
11ac-VHT80	MCS0	122	5610	-1.672	-2.709	99.72	0.851	≤ 9.45
11ac-VHT80	MCS0	138	5690	-1.748	-4.004	99.72	0.279	≤ 9.45
11ax-HE20	MCS0	36	5180	1.217	1.981	99.71	4.626	≤ 10.02
11ax-HE20	MCS0	44	5220	1.884	2.117	99.71	5.012	≤ 10.02
11ax-HE20	MCS0	48	5240	1.949	1.281	99.71	4.638	≤ 10.02
11ax-HE20	MCS0	52	5260	1.848	1.188	99.71	4.541	≤ 10.02
11ax-HE20	MCS0	60	5300	2.497	0.241	99.71	4.524	≤ 10.02
11ax-HE20	MCS0	64	5320	2.243	-0.103	99.71	4.237	≤ 10.02
11ax-HE20	MCS0	100	5500	2.062	0.437	99.71	4.335	≤ 9.45
11ax-HE20	MCS0	116	5580	2.062	0.458	99.71	4.344	≤ 9.45
11ax-HE20	MCS0	140	5700	2.165	0.800	99.71	4.546	≤ 9.45
11ax-HE20	MCS0	144	5720	2.624	0.017	99.71	4.524	≤ 9.45
11ax-HE40	MCS0	38	5190	-1.035	-0.798	99.67	2.095	≤ 10.02
11ax-HE40	MCS0	46	5230	-0.999	-0.767	99.67	2.129	≤ 10.02
11ax-HE40	MCS0	54	5270	-0.758	-1.314	99.67	1.983	≤ 10.02
11ax-HE40	MCS0	62	5310	-0.937	-2.966	99.67	1.176	≤ 10.02
11ax-HE40	MCS0	102	5510	-1.038	-2.102	99.67	1.473	≤ 9.45
11ax-HE40	MCS0	110	5550	-0.791	-2.196	99.67	1.573	≤ 9.45
11ax-HE40	MCS0	134	5670	-0.380	-2.435	99.67	1.723	≤ 9.45
11ax-HE40	MCS0	142	5710	-1.009	-3.273	99.67	1.015	≤ 9.45
11ax-HE80	MCS0	42	5210	-3.749	-3.488	99.71	-0.606	≤ 10.02
11ax-HE80	MCS0	58	5290	-4.355	-4.831	99.71	-1.576	≤ 10.02
11ax-HE80	MCS0	106	5530	-3.728	-5.440	99.71	-1.490	≤ 9.45
11ax-HE80	MCS0	122	5610	-3.596	-5.234	99.71	-1.328	≤ 9.45
11ax-HE80	MCS0	138	5690	-3.563	-5.439	99.71	-1.390	≤ 9.45

Note: When EUT duty cycle ≥ 98%, the total PSD (dBm/MHz) =10*log {$10^{(\text{Ant 3 AVGPSD}/10)}$ + $10^{(\text{Ant 2 AVGPSD}/10)}$} (dBm/MHz).

Test Site	WZ-SR5	Test Engineer	Luis Yang
Test Date	2024-07-06		
Test Item	Power Spectral Density (UNII-Band 3)		

Test Mode	Data Rate/ MCS	Channel No.	Freq. (MHz)	AVPSD (dBm/510kHz)		Duty Cycle (%)	Total PSD (dBm/ 510kHz)	PSD Limit (dBm/ 500kHz)
				Ant 3	Ant 2			
11a	6Mbps	149	5745	1.560	-0.124	99.29	3.809	≤ 28.78
11a	6Mbps	157	5785	1.517	-0.021	99.29	3.826	≤ 28.78
11a	6Mbps	165	5825	1.228	-0.482	99.29	3.467	≤ 28.78
11ac-VHT20	MCS0	149	5745	1.107	-0.767	99.69	3.281	≤ 28.78
11ac-VHT20	MCS0	157	5785	1.091	-0.208	99.69	3.500	≤ 28.78
11ac-VHT20	MCS0	165	5825	1.177	-0.851	99.69	3.291	≤ 28.78
11ac-VHT40	MCS0	151	5755	-1.957	-2.994	99.69	0.566	≤ 28.78
11ac-VHT40	MCS0	159	5795	-1.700	-3.039	99.69	0.692	≤ 28.78
11ac-VHT80	MCS0	155	5775	-5.137	-6.223	99.72	-2.636	≤ 28.78
11ax-HE20	MCS0	149	5745	-1.192	-2.970	99.71	1.020	≤ 28.78
11ax-HE20	MCS0	157	5785	-1.307	-3.636	99.71	0.693	≤ 28.78
11ax-HE20	MCS0	165	5825	-1.060	-2.858	99.71	1.144	≤ 28.78
11ax-HE40	MCS0	151	5755	-4.098	-5.333	99.67	-1.661	≤ 28.78
11ax-HE40	MCS0	159	5795	-4.307	-6.314	99.67	-2.185	≤ 28.78
11ax-HE80	MCS0	155	5775	-6.737	-8.198	99.71	-4.396	≤ 28.78

Note: When EUT duty cycle ≥ 98%, the total PSD (dBm/510kHz) =10*log {$10^{(\text{Ant 3 AVGPSD}/10)}$ + $10^{(\text{Ant 2 AVGPSD}/10)}$} (dBm/510kHz).

802.11a Power Spectral Density - Ant 3

Channel 36 (5180MHz)

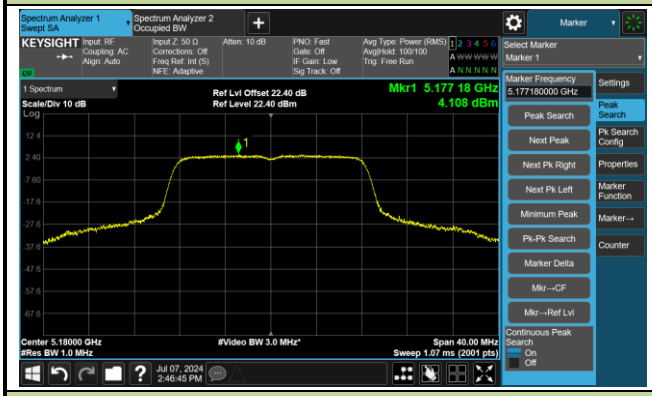

Channel 44 (5220MHz)

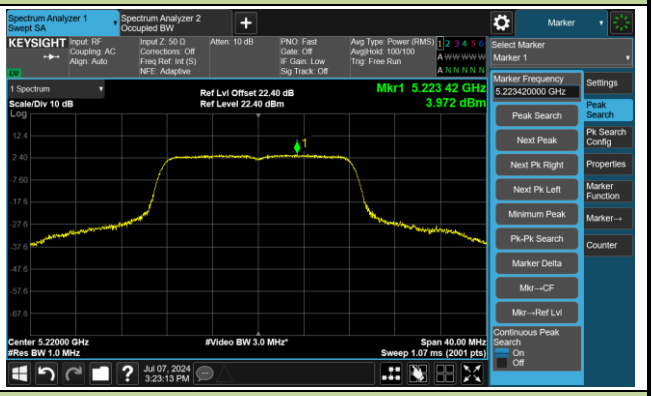

Channel 48 (5240MHz)

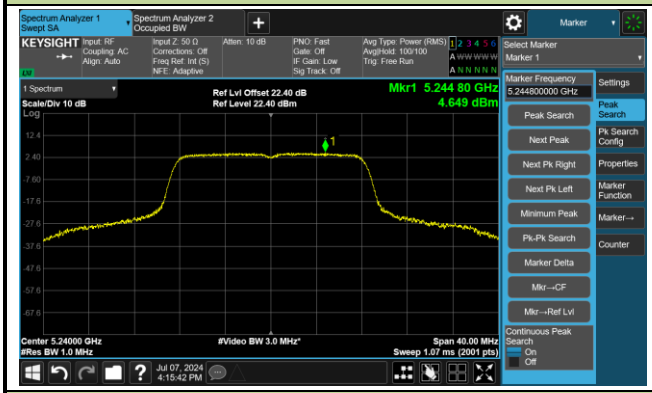

Channel 52 (5260MHz)

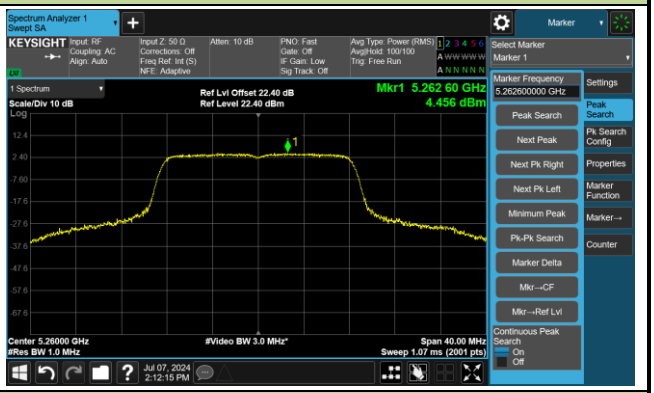

Channel 60 (5300MHz)

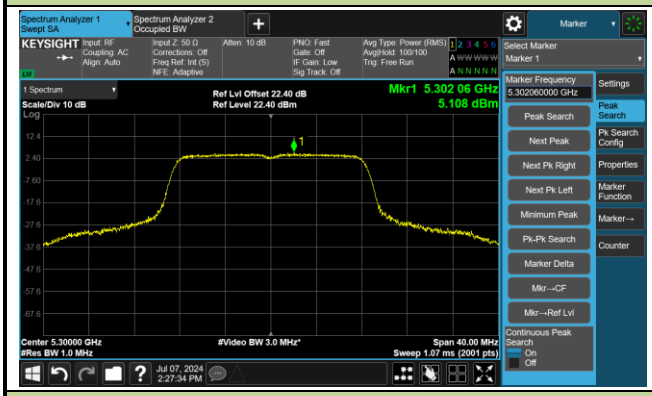

Channel 64 (5320MHz)

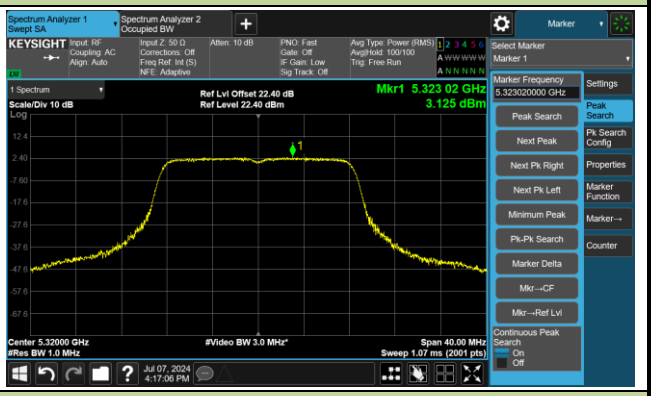

Channel 100 (5500MHz)

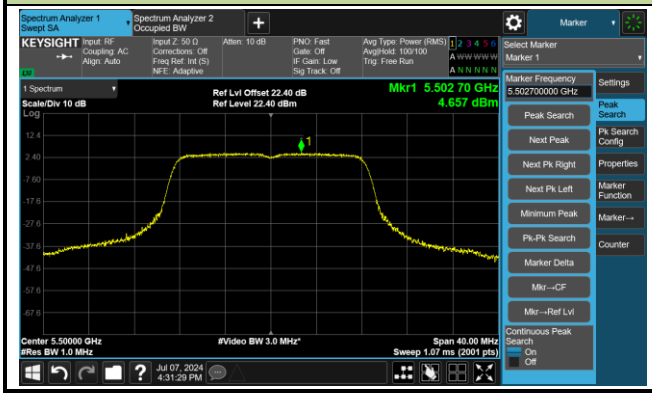

Channel 116 (5580MHz)

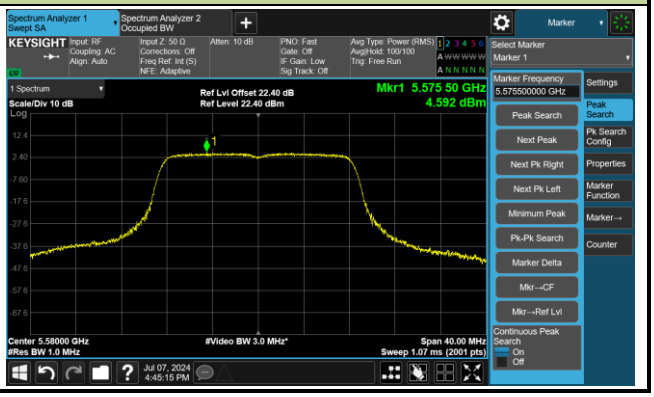

802.11a Power Spectral Density - Ant 3	
Channel 140 (5700MHz)	Channel 144(5720MHz)
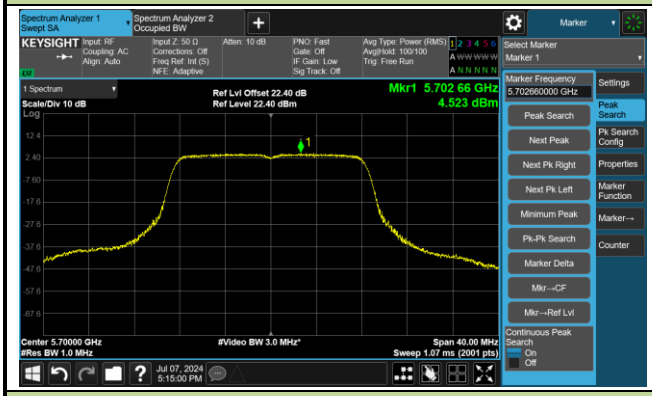	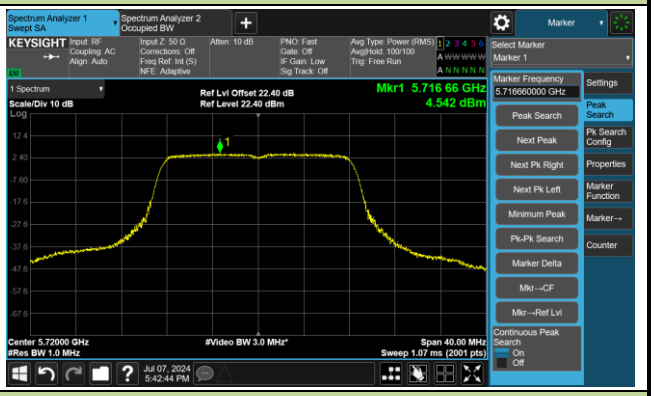
Channel 149 (5745MHz)	Channel 157 (5785MHz)
	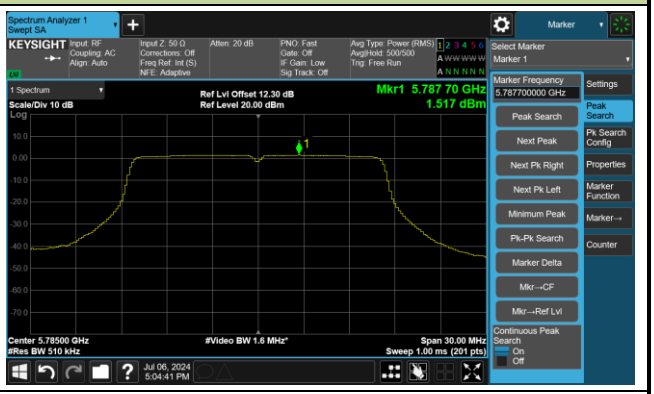
Channel 165 (5825MHz)	
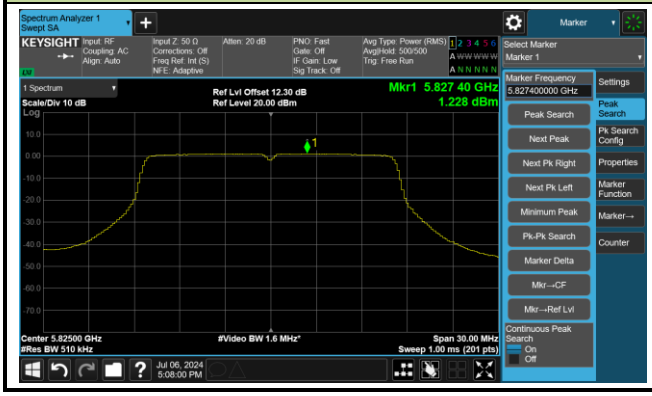	

802.11ac-VHT20 Power Spectral Density - Ant 3

Channel 36 (5180MHz)

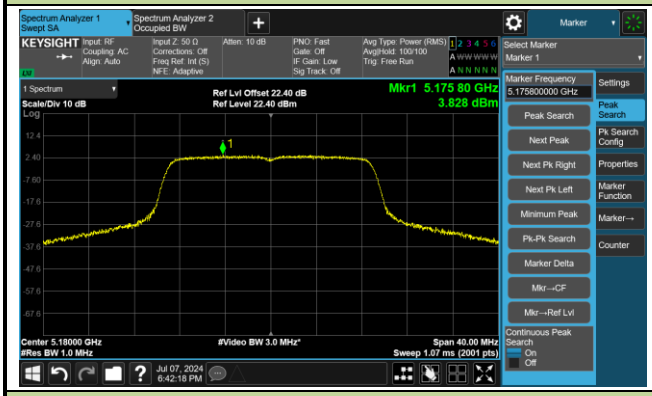

Channel 44 (5220MHz)

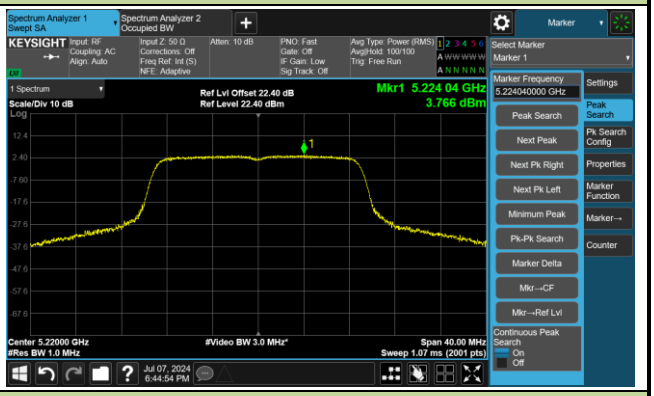

Channel 48 (5240MHz)

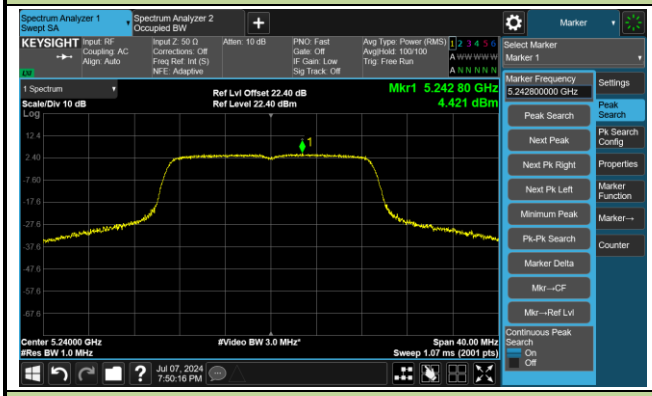

Channel 52 (5260MHz)

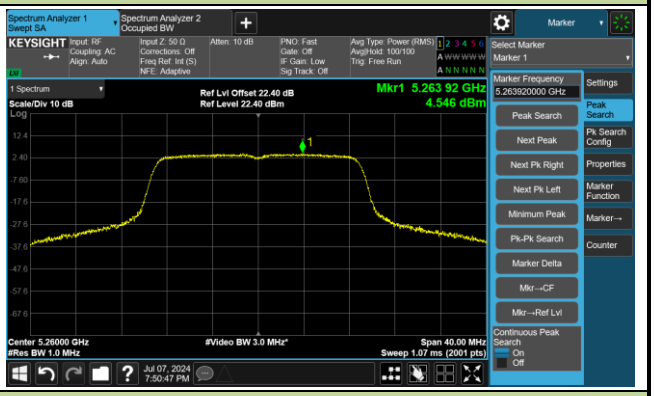

Channel 60 (5300MHz)

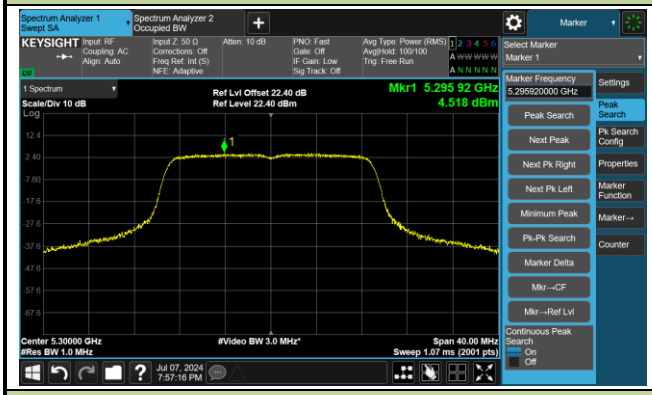

Channel 64 (5320MHz)

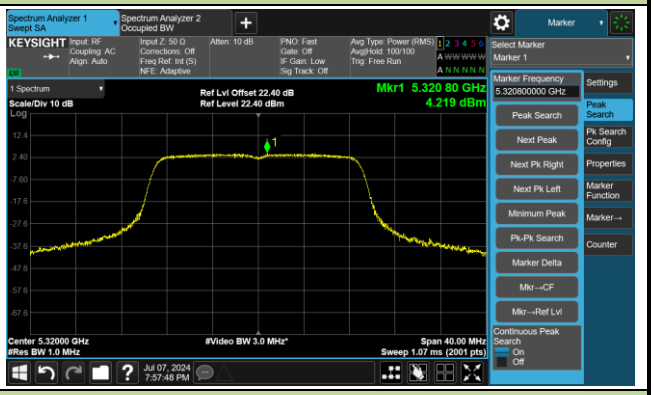

Channel 100 (5500MHz)

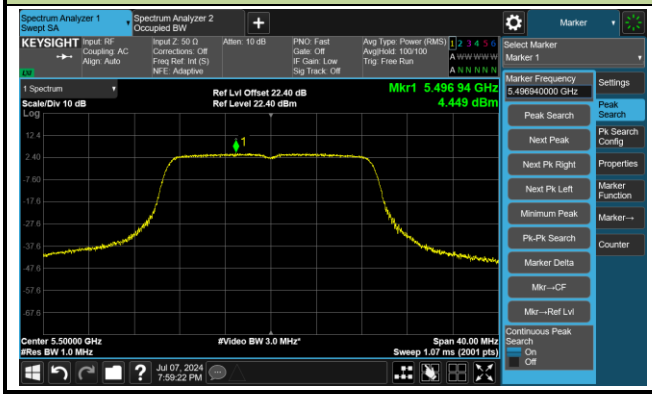

Channel 116 (5580MHz)

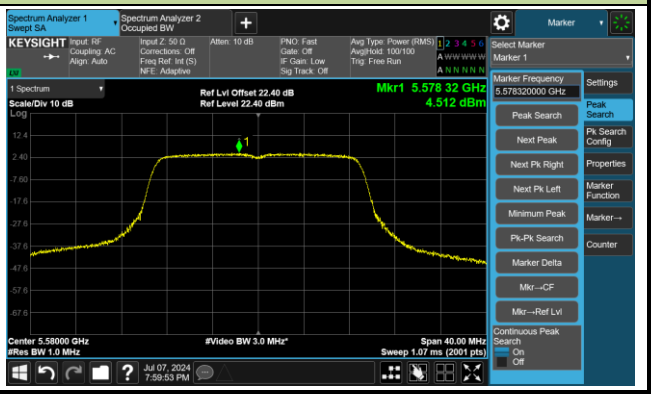

802.11ac-VHT20 Power Spectral Density - Ant 3

Channel 140 (5700MHz)

Channel 144(5720MHz)

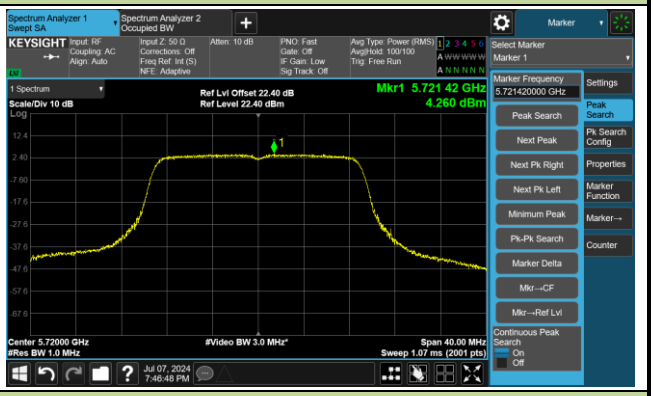

Channel 149 (5745MHz)

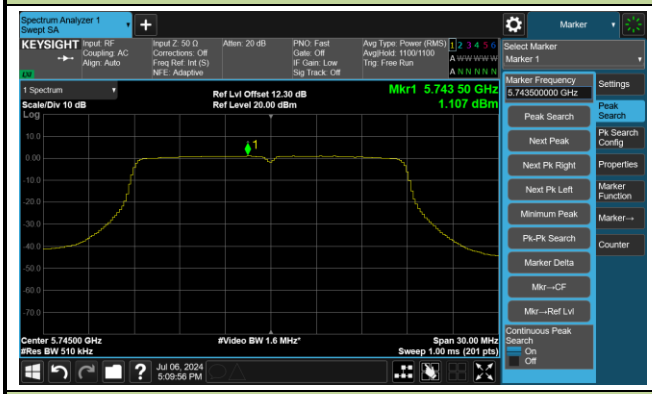

Channel 157 (5785MHz)

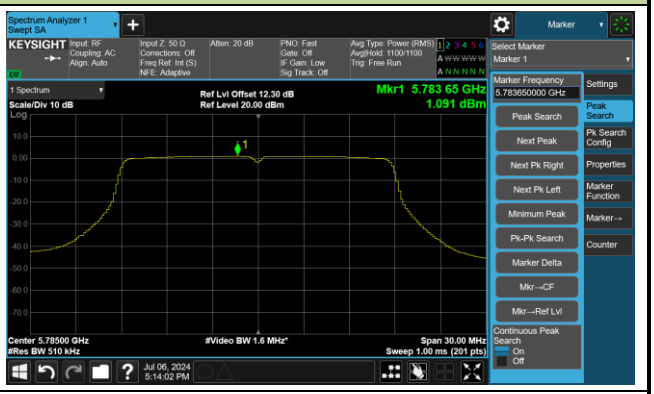
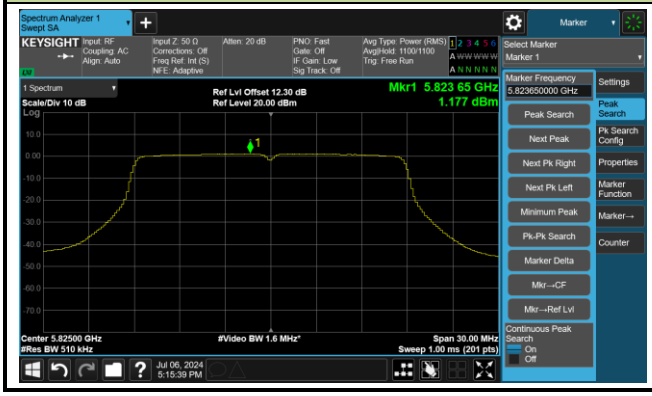
Channel 165 (5825MHz)