| | | | |
|---|---|---|---|
| Site | WZ-AC2 | Test Date | 2024-07-12 |
| Test Engineer | Ajin Fan | Temp./Humidity | 25.5°C/46.4% |
| Factor | BBHA 9120D_1457_1-18GHz | Polarity | Horizontal |
| EUT | Mobile Computer | Test Voltage | By Battery |
| Test Mode | Transmit by 802.11a at 5180MHz | | |

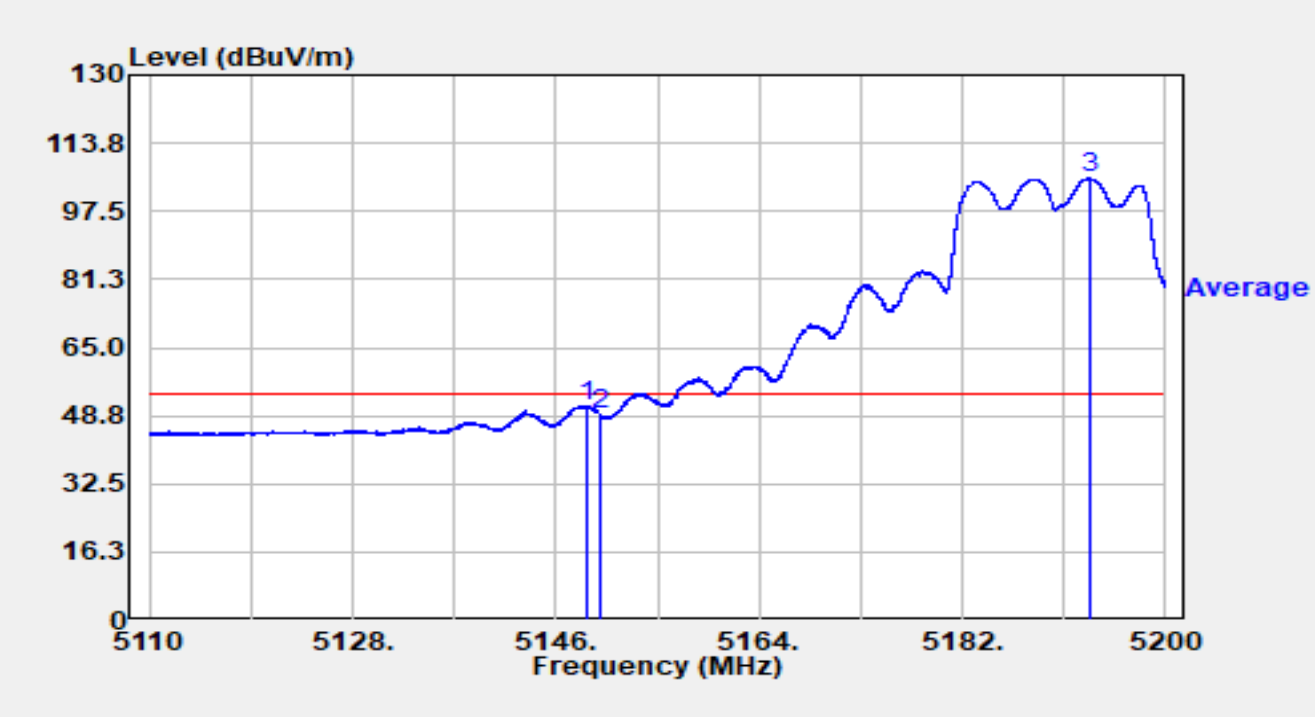


| No | Mark | Frequency (MHz) | Reading (dBμV) | C.F (dB/m) | Measurement (dBμV/m) | Margin (dB) | Limit (dBμV/m) | Detector |
|---|---|---|---|---|---|---|---|---|
| 1 | | 5148.664 | 31.48 | 19.77 | 51.25 | -2.75 | 54.00 | Average |
| 2 | | 5150.000 | 29.10 | 19.78 | 48.88 | -5.12 | 54.00 | Average |
| 3 | * | 5193.214 | 85.88 | 19.41 | 105.29 | N/A | N/A | Average |

Notes:

1. " *", means this data is the worst emission level.

2. C.F (dB/m) = Antenna Factor (dB/m) + Cable Loss (dB) + 16dB Attenuation (dB) - AMP (dB).

3. Measurement (dBμV/m) = Reading (dBμV) + C.F (dB/m).

| | | | |
|---|---|---|---|
| Site | WZ-AC2 | Test Date | 2024-07-12 |
| Test Engineer | Ajin Fan | Temp./Humidity | 25.5°C/46.4% |
| Factor | BBHA 9120D_1457_1-18GHz | Polarity | Vertical |
| EUT | Mobile Computer | Test Voltage | By Battery |
| Test Mode | Transmit by 802.11a at 5180MHz | | |

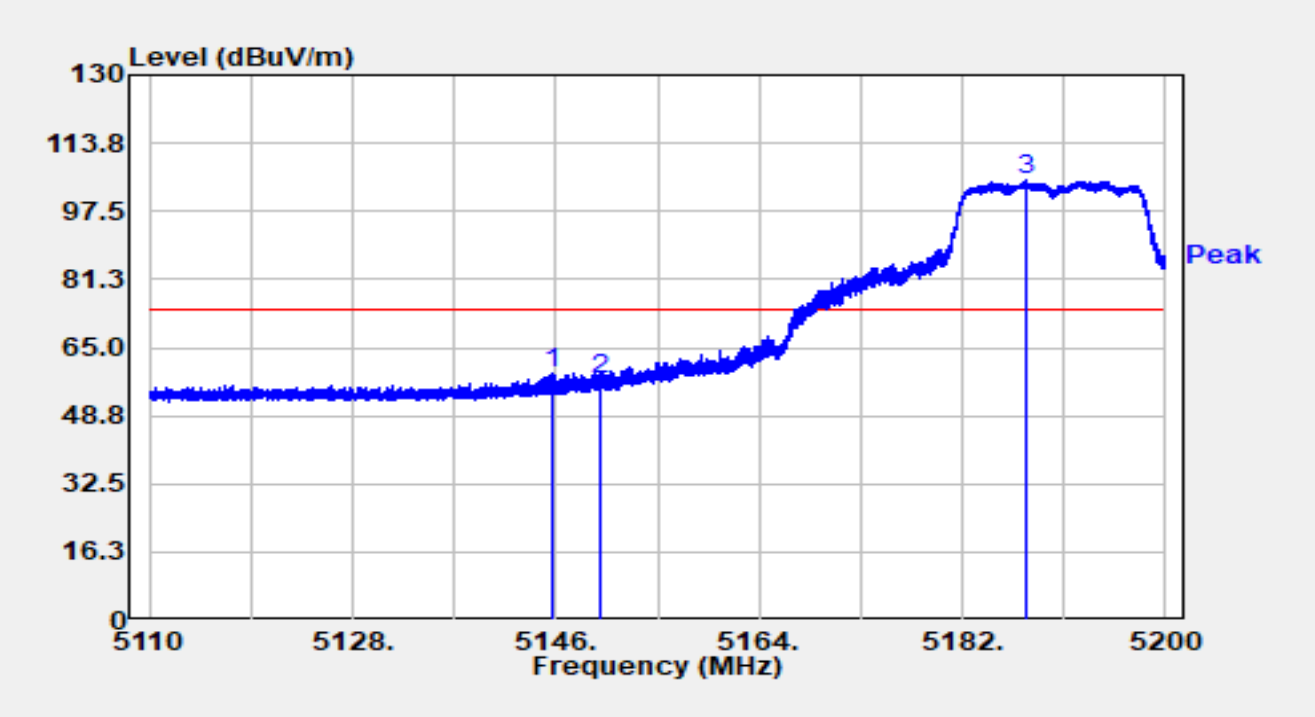


| No | Mark | Frequency (MHz) | Reading (dBμV) | C.F (dB/m) | Measurement (dBμV/m) | Margin (dB) | Limit (dBμV/m) | Detector |
|---|---|---|---|---|---|---|---|---|
| 1 | | 5145.748 | 39.35 | 19.74 | 59.09 | -14.91 | 74.00 | Peak |
| 2 | | 5150.000 | 37.62 | 19.78 | 57.40 | -16.60 | 74.00 | Peak |
| 3 | * | 5187.652 | 85.29 | 19.53 | 104.82 | N/A | N/A | Peak |

Notes:

1. " *", means this data is the worst emission level.

2. C.F (dB/m) = Antenna Factor (dB/m) + Cable Loss (dB) + 16dB Attenuation (dB) - AMP (dB).

3. Measurement (dBμV/m) = Reading (dBμV) + C.F (dB/m).

| | | | |
|---|---|---|---|
| Site | WZ-AC2 | Test Date | 2024-07-12 |
| Test Engineer | Ajin Fan | Temp./Humidity | 25.5°C/46.4% |
| Factor | BBHA 9120D_1457_1-18GHz | Polarity | Vertical |
| EUT | Mobile Computer | Test Voltage | By Battery |
| Test Mode | Transmit by 802.11a at 5180MHz | | |

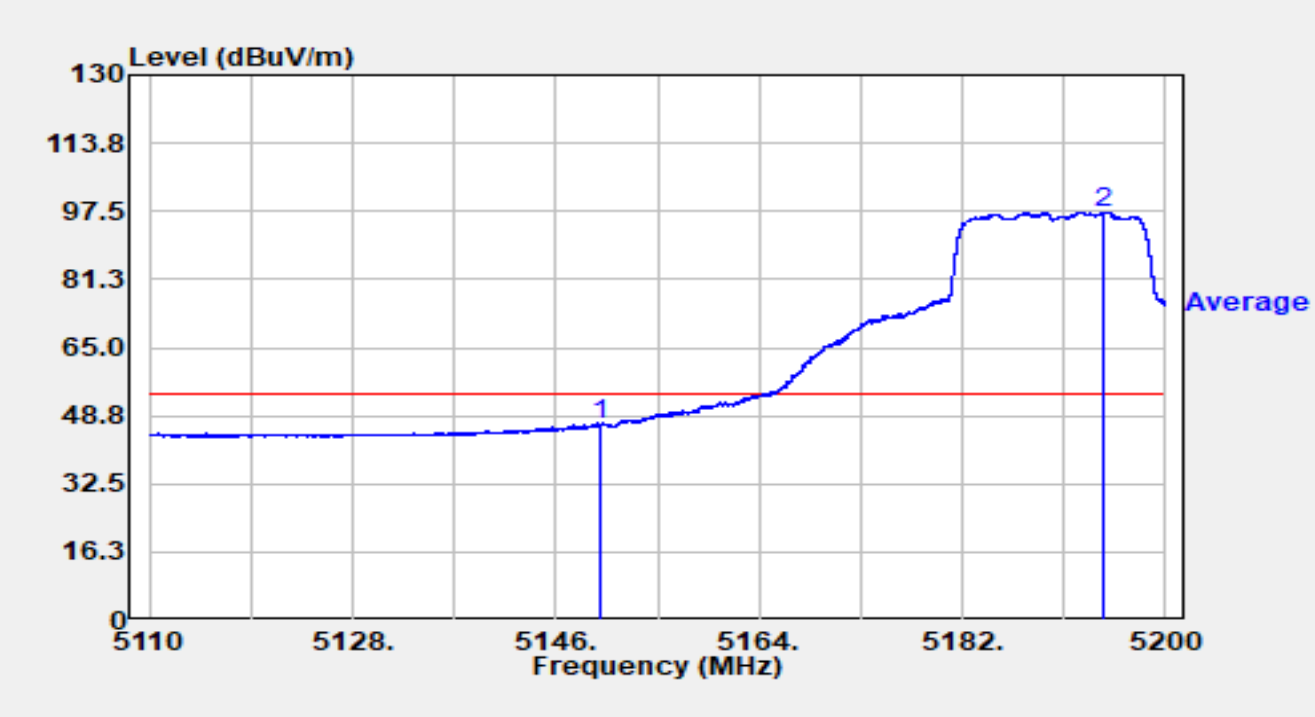


| No | Mark | Frequency (MHz) | Reading (dBμV) | C.F (dB/m) | Measurement (dBμV/m) | Margin (dB) | Limit (dBμV/m) | Detector |
|---|---|---|---|---|---|---|---|---|
| 1 | | 5150.000 | 26.85 | 19.78 | 46.63 | -7.37 | 54.00 | Average |
| 2 | * | 5194.591 | 77.90 | 19.38 | 97.29 | N/A | N/A | Average |

Notes:

1. " *", means this data is the worst emission level.
2. C.F (dB/m) = Antenna Factor (dB/m) + Cable Loss (dB) + 16dB Attenuation (dB) - AMP (dB).
3. Measurement (dBμV/m) = Reading (dBμV) + C.F (dB/m).

| | | | |
|---|---|---|---|
| Site | WZ-AC2 | Test Date | 2024-07-12 |
| Test Engineer | Ajin Fan | Temp./Humidity | 25.5°C/46.4% |
| Factor | BBHA 9120D_1457_1-18GHz | Polarity | Horizontal |
| EUT | Mobile Computer | Test Voltage | By Battery |
| Test Mode | Transmit by 802.11a at 5320MHz | | |

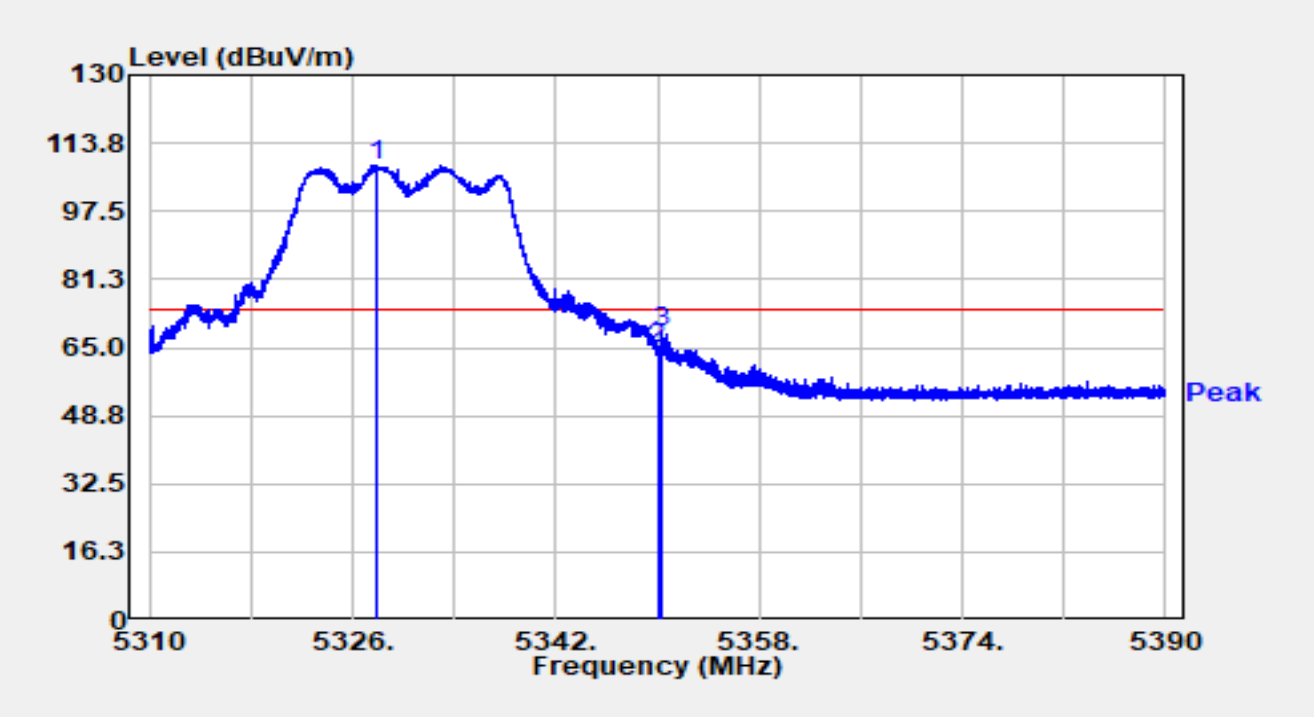


| No | Mark | Frequency (MHz) | Reading (dBμV) | C.F (dB/m) | Measurement (dBμV/m) | Margin (dB) | Limit (dBμV/m) | Detector |
|---|---|---|---|---|---|---|---|---|
| 1 | * | 5327.968 | 88.74 | 19.76 | 108.49 | N/A | N/A | Peak |
| 2 | | 5350.000 | 45.63 | 19.32 | 64.96 | -9.04 | 74.00 | Peak |
| 3 | | 5350.384 | 49.56 | 19.31 | 68.87 | -5.13 | 74.00 | Peak |

Notes:

1. " *", means this data is the worst emission level.

2. C.F (dB/m) = Antenna Factor (dB/m) + Cable Loss (dB) + 16dB Attenuation (dB) - AMP (dB).

3. Measurement (dBμV/m) = Reading (dBμV) + C.F (dB/m).

| | | | |
|---|---|---|---|
| Site | WZ-AC2 | Test Date | 2024-07-12 |
| Test Engineer | Ajin Fan | Temp./Humidity | 25.5°C/46.4% |
| Factor | BBHA 9120D_1457_1-18GHz | Polarity | Horizontal |
| EUT | Mobile Computer | Test Voltage | By Battery |
| Test Mode | Transmit by 802.11a at 5320MHz | | |

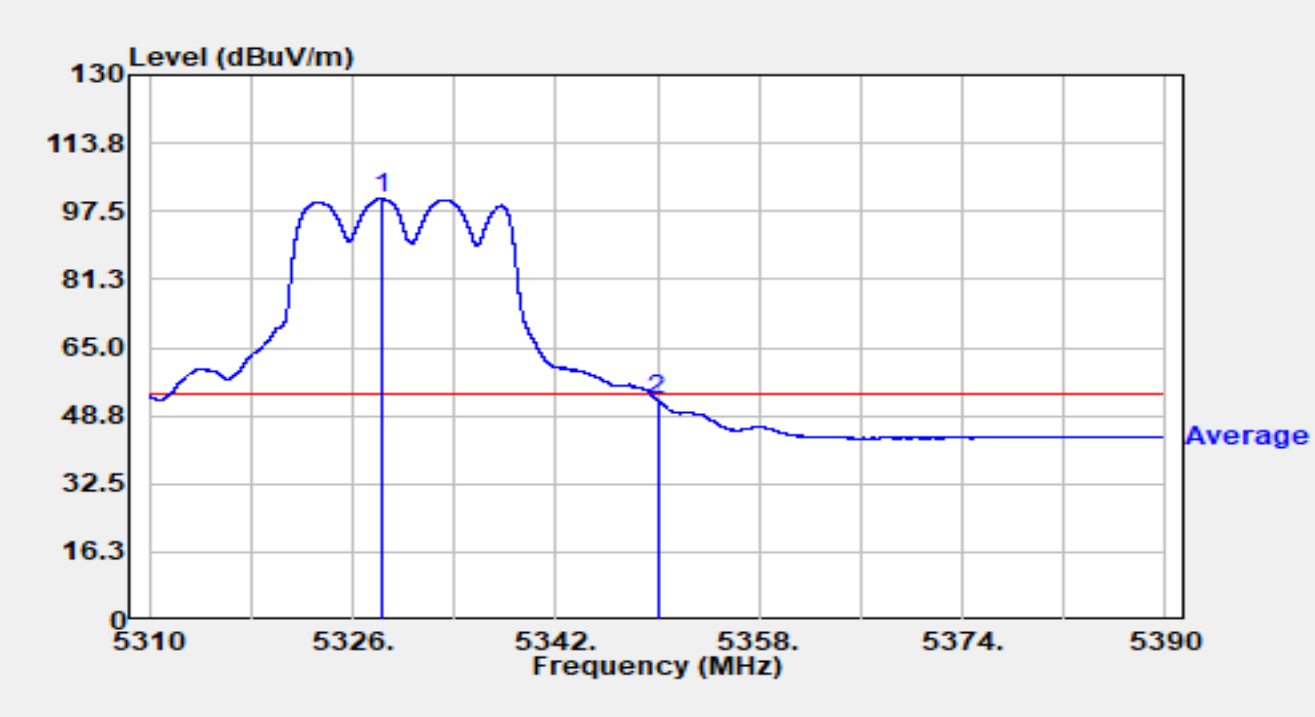


| No | Mark | Frequency (MHz) | Reading (dBμV) | C.F (dB/m) | Measurement (dBμV/m) | Margin (dB) | Limit (dBμV/m) | Detector |
|---|---|---|---|---|---|---|---|---|
| 1 | * | 5328.272 | 80.70 | 19.76 | 100.45 | N/A | N/A | Average |
| 2 | | 5350.000 | 33.16 | 19.32 | 52.49 | -1.51 | 54.00 | Average |

Notes:

1. " *", means this data is the worst emission level.

2. C.F (dB/m) = Antenna Factor (dB/m) + Cable Loss (dB) + 16dB Attenuation (dB) - AMP (dB).

3. Measurement (dBμV/m) = Reading (dBμV) + C.F (dB/m).

| | | | |
|---|---|---|---|
| Site | WZ-AC2 | Test Date | 2024-07-12 |
| Test Engineer | Ajin Fan | Temp./Humidity | 25.5°C/46.4% |
| Factor | BBHA 9120D_1457_1-18GHz | Polarity | Vertical |
| EUT | Mobile Computer | Test Voltage | By Battery |
| Test Mode | Transmit by 802.11a at 5320MHz | | |

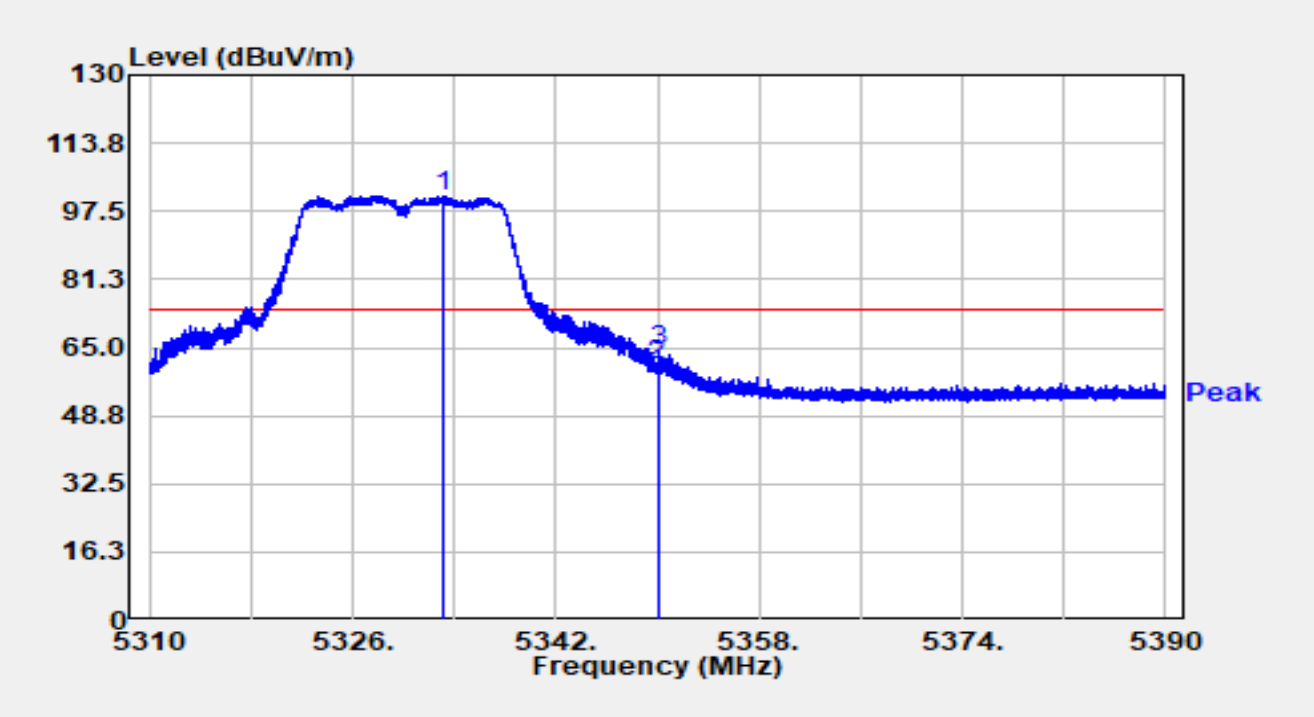


| No | Mark | Frequency (MHz) | Reading (dBμV) | C.F (dB/m) | Measurement (dBμV/m) | Margin (dB) | Limit (dBμV/m) | Detector |
|---|---|---|---|---|---|---|---|---|
| 1 | * | 5333.160 | 81.49 | 19.75 | 101.23 | N/A | N/A | Peak |
| 2 | | 5350.000 | 41.61 | 19.32 | 60.94 | -13.06 | 74.00 | Peak |
| 3 | | 5350.176 | 44.94 | 19.32 | 64.26 | -9.74 | 74.00 | Peak |

Notes:

1. " *", means this data is the worst emission level.

2. C.F (dB/m) = Antenna Factor (dB/m) + Cable Loss (dB) + 16dB Attenuation (dB) - AMP (dB).

3. Measurement (dBμV/m) = Reading (dBμV) + C.F (dB/m).

| | | | |
|---|---|---|---|
| Site | WZ-AC2 | Test Date | 2024-07-12 |
| Test Engineer | Ajin Fan | Temp./Humidity | 25.5°C/46.4% |
| Factor | BBHA 9120D_1457_1-18GHz | Polarity | Vertical |
| EUT | Mobile Computer | Test Voltage | By Battery |
| Test Mode | Transmit by 802.11a at 5320MHz | | |

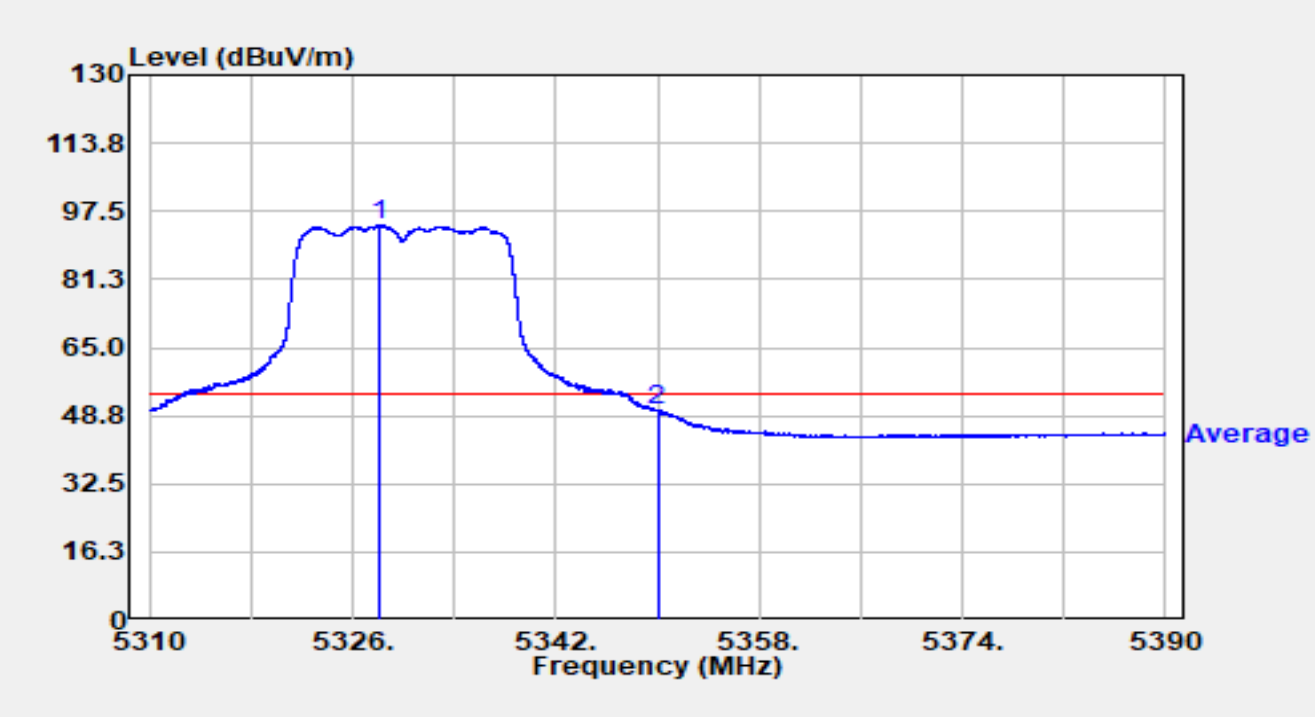


| No | Mark | Frequency (MHz) | Reading (dBμV) | C.F (dB/m) | Measurement (dBμV/m) | Margin (dB) | Limit (dBμV/m) | Detector |
|---|---|---|---|---|---|---|---|---|
| 1 | * | 5328.024 | 74.49 | 19.76 | 94.24 | N/A | N/A | Average |
| 2 | | 5350.000 | 30.58 | 19.32 | 49.90 | -4.10 | 54.00 | Average |

Notes:

1. " *", means this data is the worst emission level.
2. C.F (dB/m) = Antenna Factor (dB/m) + Cable Loss (dB) + 16dB Attenuation (dB) - AMP (dB).
3. Measurement (dBμV/m) = Reading (dBμV) + C.F (dB/m).

| | | | |
|---|---|---|---|
| Site | WZ-AC2 | Test Date | 2024-07-12 |
| Test Engineer | Ajin Fan | Temp./Humidity | 25.5°C/46.4% |
| Factor | BBHA 9120D_1457_1-18GHz | Polarity | Horizontal |
| EUT | Mobile Computer | Test Voltage | By Battery |
| Test Mode | Transmit by 802.11a at 5500MHz | | |

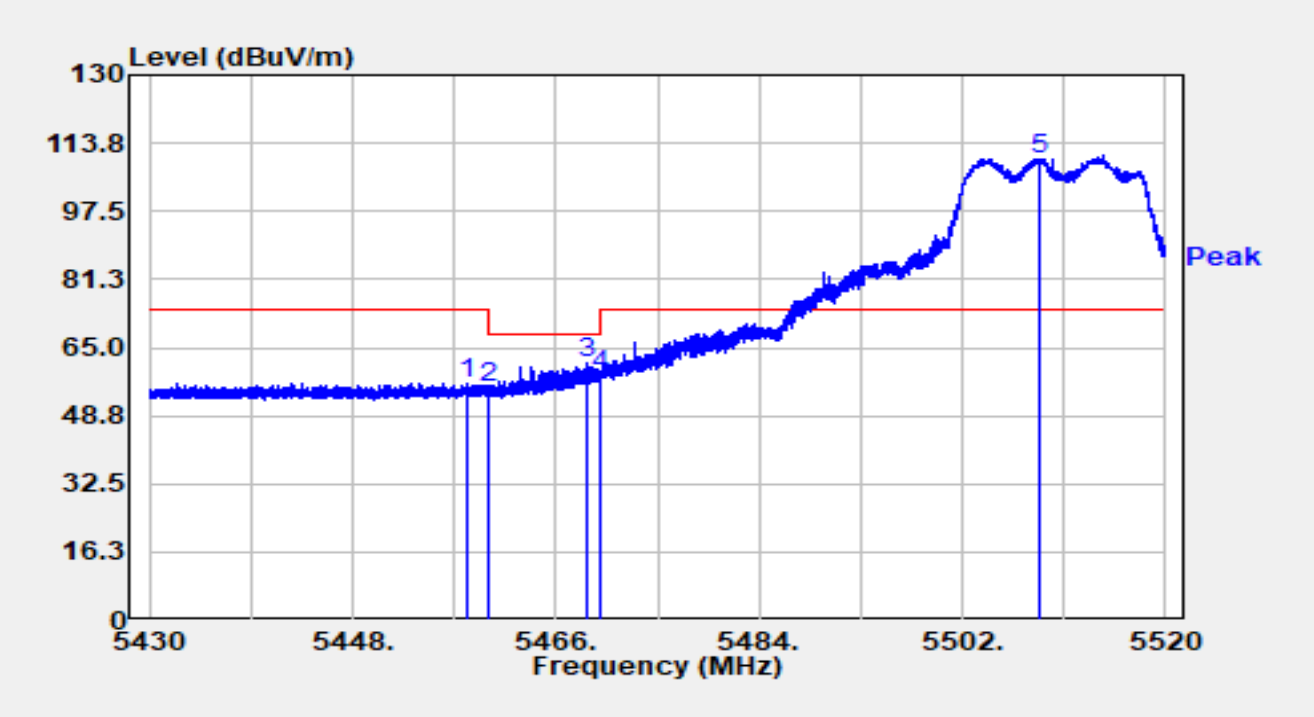


| No | Mark | Frequency (MHz) | Reading (dBμV) | C.F (dB/m) | Measurement (dBμV/m) | Margin (dB) | Limit (dBμV/m) | Detector |
|---|---|---|---|---|---|---|---|---|
| 1 | | 5458.233 | 36.84 | 19.58 | 56.41 | -17.59 | 74.00 | Peak |
| 2 | | 5460.000 | 36.04 | 19.61 | 55.65 | -12.55 | 68.20 | Peak |
| 3 | | 5468.772 | 41.32 | 19.77 | 61.10 | -7.10 | 68.20 | Peak |
| 4 | | 5470.000 | 38.50 | 19.80 | 58.30 | -9.90 | 68.20 | Peak |
| 5 | * | 5508.921 | 90.62 | 19.50 | 110.12 | N/A | N/A | Peak |

Notes:

1. " *", means this data is the worst emission level.

2. C.F (dB/m) = Antenna Factor (dB/m) + Cable Loss (dB) + 16dB Attenuation (dB) - AMP (dB).

3. Measurement (dBμV/m) = Reading (dBμV) + C.F (dB/m).

| | | | |
|---|---|---|---|
| Site | WZ-AC2 | Test Date | 2024-07-12 |
| Test Engineer | Ajin Fan | Temp./Humidity | 25.5°C/46.4% |
| Factor | BBHA 9120D_1457_1-18GHz | Polarity | Horizontal |
| EUT | Mobile Computer | Test Voltage | By Battery |
| Test Mode | Transmit by 802.11a at 5500MHz | | |

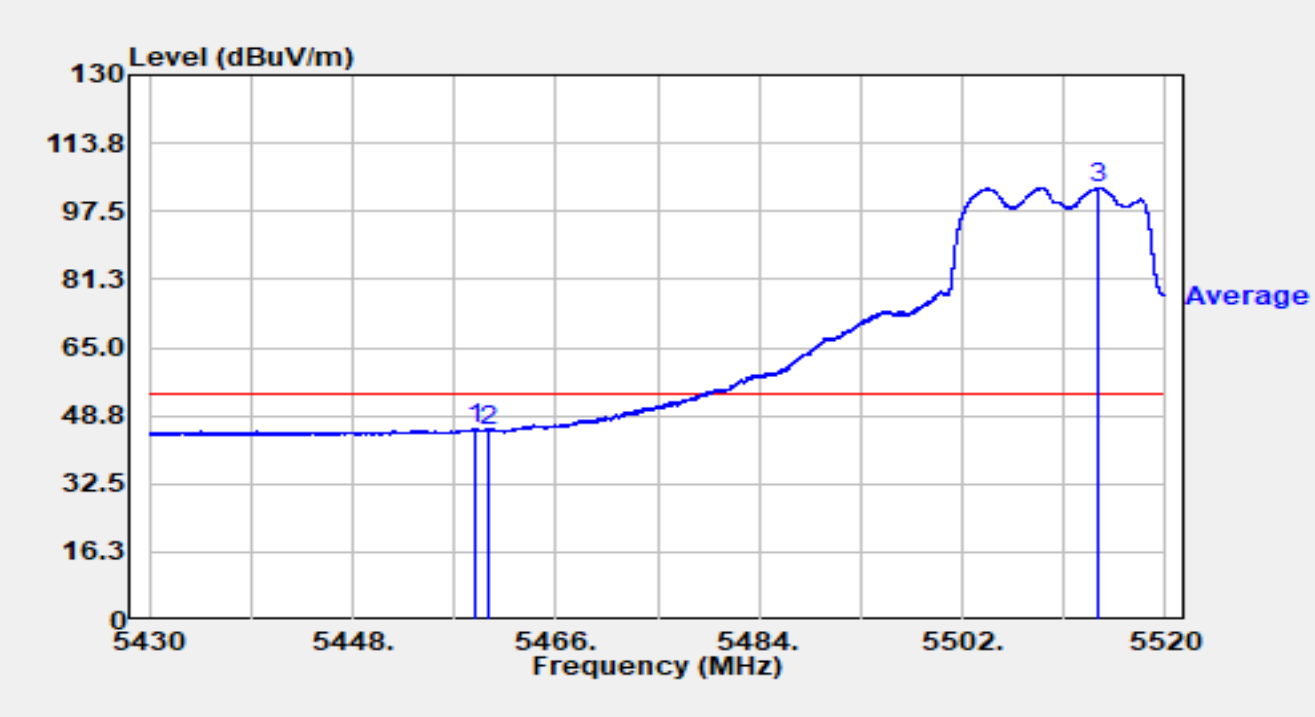


| No | Mark | Frequency (MHz) | Reading (dBµV) | C.F (dB/m) | Measurement (dBµV/m) | Margin (dB) | Limit (dBµV/m) | Detector |
|---|---|---|---|---|---|---|---|---|
| 1 | | 5458.746 | 25.95 | 19.59 | 45.54 | -8.46 | 54.00 | Average |
| 2 | | 5460.000 | 25.45 | 19.61 | 45.06 | -8.94 | 54.00 | Average |
| 3 | * | 5513.943 | 83.64 | 19.45 | 103.09 | N/A | N/A | Average |

Notes:

1. " *", means this data is the worst emission level.

2. C.F (dB/m) = Antenna Factor (dB/m) + Cable Loss (dB) + 16dB Attenuation (dB) - AMP (dB).

3. Measurement (dBµV/m) = Reading (dBµV) + C.F (dB/m).

| | | | |
|---|---|---|---|
| Site | WZ-AC2 | Test Date | 2024-07-12 |
| Test Engineer | Ajin Fan | Temp./Humidity | 25.5°C/46.4% |
| Factor | BBHA 9120D_1457_1-18GHz | Polarity | Vertical |
| EUT | Mobile Computer | Test Voltage | By Battery |
| Test Mode | Transmit by 802.11a at 5500MHz | | |

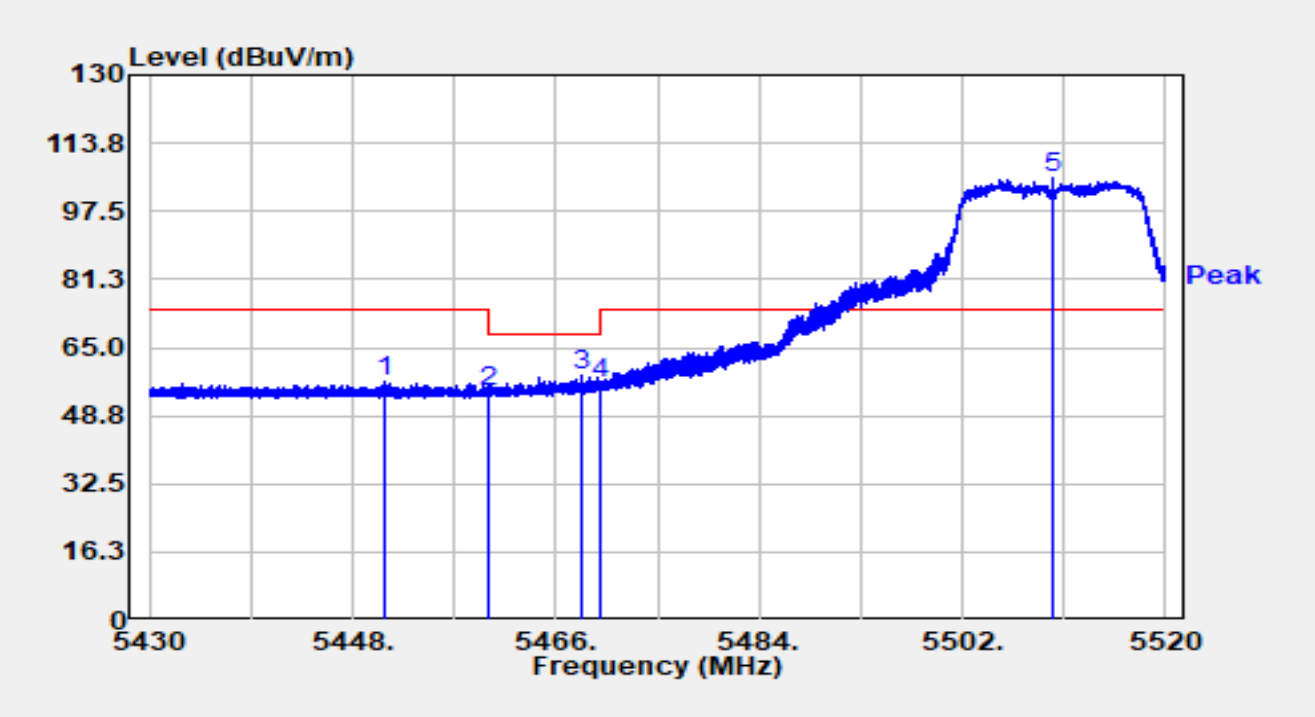


| No | Mark | Frequency (MHz) | Reading (dBμV) | C.F (dB/m) | Measurement (dBμV/m) | Margin (dB) | Limit (dBμV/m) | Detector |
|---|---|---|---|---|---|---|---|---|
| 1 | | 5450.736 | 37.56 | 19.50 | 57.06 | -16.94 | 74.00 | Peak |
| 2 | | 5460.000 | 35.05 | 19.61 | 54.66 | -13.54 | 68.20 | Peak |
| 3 | | 5468.250 | 38.69 | 19.77 | 58.45 | -9.75 | 68.20 | Peak |
| 4 | | 5470.000 | 36.42 | 19.80 | 56.22 | -11.98 | 68.20 | Peak |
| 5 | * | 5510.019 | 86.15 | 19.49 | 105.63 | N/A | N/A | Peak |

Notes:

1. " *", means this data is the worst emission level.

2. C.F (dB/m) = Antenna Factor (dB/m) + Cable Loss (dB) + 16dB Attenuation (dB) - AMP (dB).

3. Measurement (dBμV/m) = Reading (dBμV) + C.F (dB/m).

| | | | |
|---|---|---|---|
| Site | WZ-AC2 | Test Date | 2024-07-12 |
| Test Engineer | Ajin Fan | Temp./Humidity | 25.5°C/46.4% |
| Factor | BBHA 9120D_1457_1-18GHz | Polarity | Vertical |
| EUT | Mobile Computer | Test Voltage | By Battery |
| Test Mode | Transmit by 802.11a at 5500MHz | | |

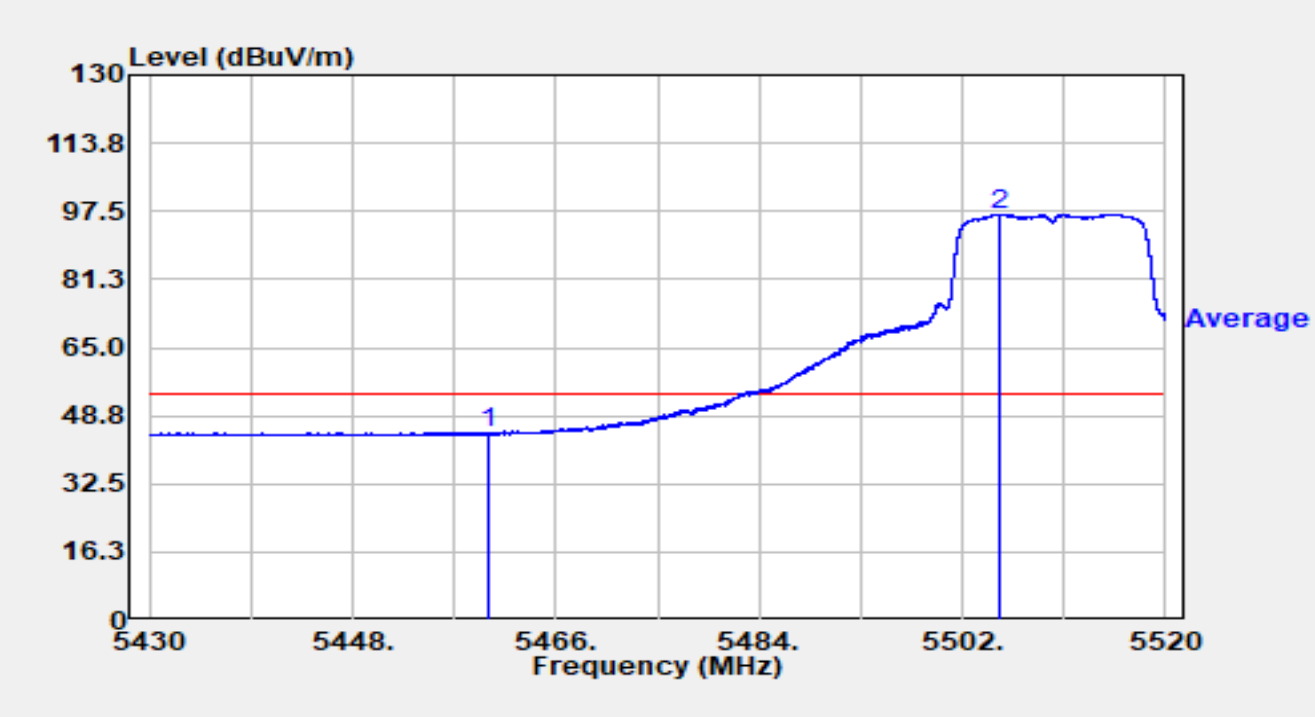


| No | Mark | Frequency (MHz) | Reading (dBμV) | C.F (dB/m) | Measurement (dBμV/m) | Margin (dB) | Limit (dBμV/m) | Detector |
|---|---|---|---|---|---|---|---|---|
| 1 | | 5460.000 | 24.83 | 19.61 | 44.44 | -9.56 | 54.00 | Average |
| 2 | * | 5505.348 | 77.25 | 19.56 | 96.81 | N/A | N/A | Average |

Notes:

1. " *", means this data is the worst emission level.
2. C.F (dB/m) = Antenna Factor (dB/m) + Cable Loss (dB) + 16dB Attenuation (dB) - AMP (dB).
3. Measurement (dBμV/m) = Reading (dBμV) + C.F (dB/m).

| | | | |
|---|---|---|---|
| Site | WZ-AC2 | Test Date | 2024-07-12 |
| Test Engineer | Ajin Fan | Temp./Humidity | 25.5°C/46.4% |
| Factor | BBHA 9120D_1457_1-18GHz | Polarity | Horizontal |
| EUT | Mobile Computer | Test Voltage | By Battery |
| Test Mode | Transmit by 802.11a at 5700MHz | | |

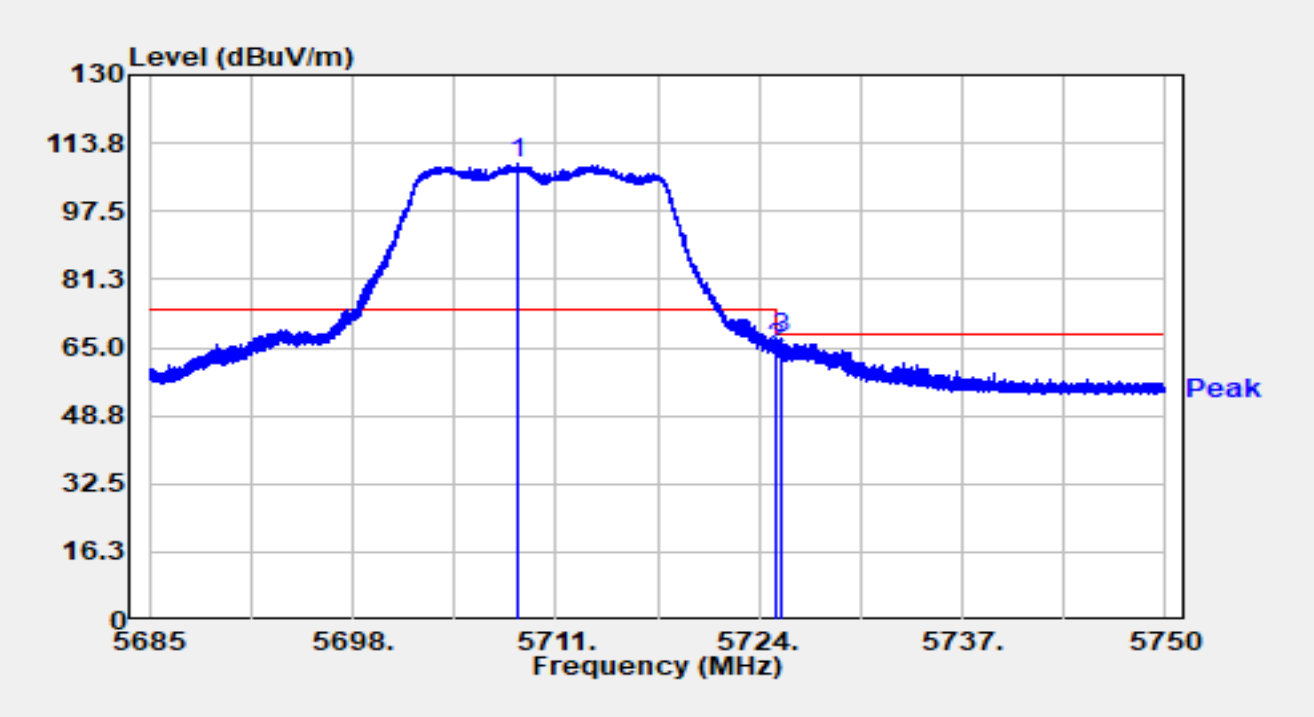


| No | Mark | Frequency (MHz) | Reading (dBμV) | C.F (dB/m) | Measurement (dBμV/m) | Margin (dB) | Limit (dBμV/m) | Detector |
|---|---|---|---|---|---|---|---|---|
| 1 | * | 5708.602 | 87.94 | 20.99 | 108.93 | N/A | N/A | Peak |
| 2 | | 5725.000 | 43.85 | 21.13 | 64.98 | -3.22 | 68.20 | Peak |
| 3 | | 5725.437 | 46.04 | 21.14 | 67.18 | -1.02 | 68.20 | Peak |

Notes:

1. " *", means this data is the worst emission level.

2. C.F (dB/m) = Antenna Factor (dB/m) + Cable Loss (dB) + 16dB Attenuation (dB) - AMP (dB).

3. Measurement (dBμV/m) = Reading (dBμV) + C.F (dB/m).

| | | | |
|---|---|---|---|
| Site | WZ-AC2 | Test Date | 2024-07-12 |
| Test Engineer | Ajin Fan | Temp./Humidity | 25.5°C/46.4% |
| Factor | BBHA 9120D_1457_1-18GHz | Polarity | Vertical |
| EUT | Mobile Computer | Test Voltage | By Battery |
| Test Mode | Transmit by 802.11a at 5700MHz | | |

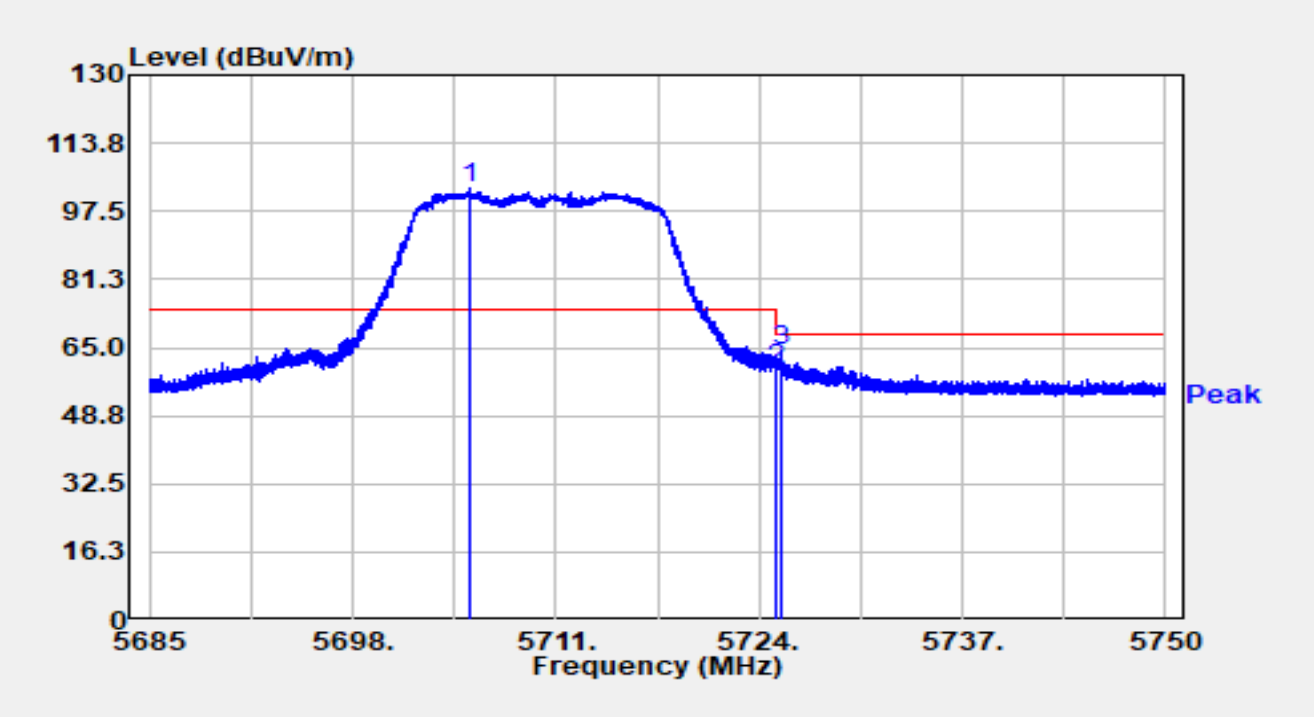


| No | Mark | Frequency (MHz) | Reading (dBμV) | C.F (dB/m) | Measurement (dBμV/m) | Margin (dB) | Limit (dBμV/m) | Detector |
|---|---|---|---|---|---|---|---|---|
| 1 | * | 5705.507 | 82.04 | 20.95 | 102.98 | N/A | N/A | Peak |
| 2 | | 5725.000 | 38.74 | 21.13 | 59.88 | -8.32 | 68.20 | Peak |
| 3 | | 5725.423 | 42.99 | 21.14 | 64.13 | -4.07 | 68.20 | Peak |

Notes:

1. " *", means this data is the worst emission level.

2. C.F (dB/m) = Antenna Factor (dB/m) + Cable Loss (dB) + 16dB Attenuation (dB) - AMP (dB).

3. Measurement (dBμV/m) = Reading (dBμV) + C.F (dB/m).

| | | | |
|---|---|---|---|
| Site | WZ-AC2 | Test Date | 2024-07-12 |
| Test Engineer | Ajin Fan | Temp./Humidity | 25.5°C/46.4% |
| Factor | BBHA 9120D_1457_1-18GHz | Polarity | Horizontal |
| EUT | Mobile Computer | Test Voltage | By Battery |
| Test Mode | Transmit by 802.11a at 5745MHz | | |

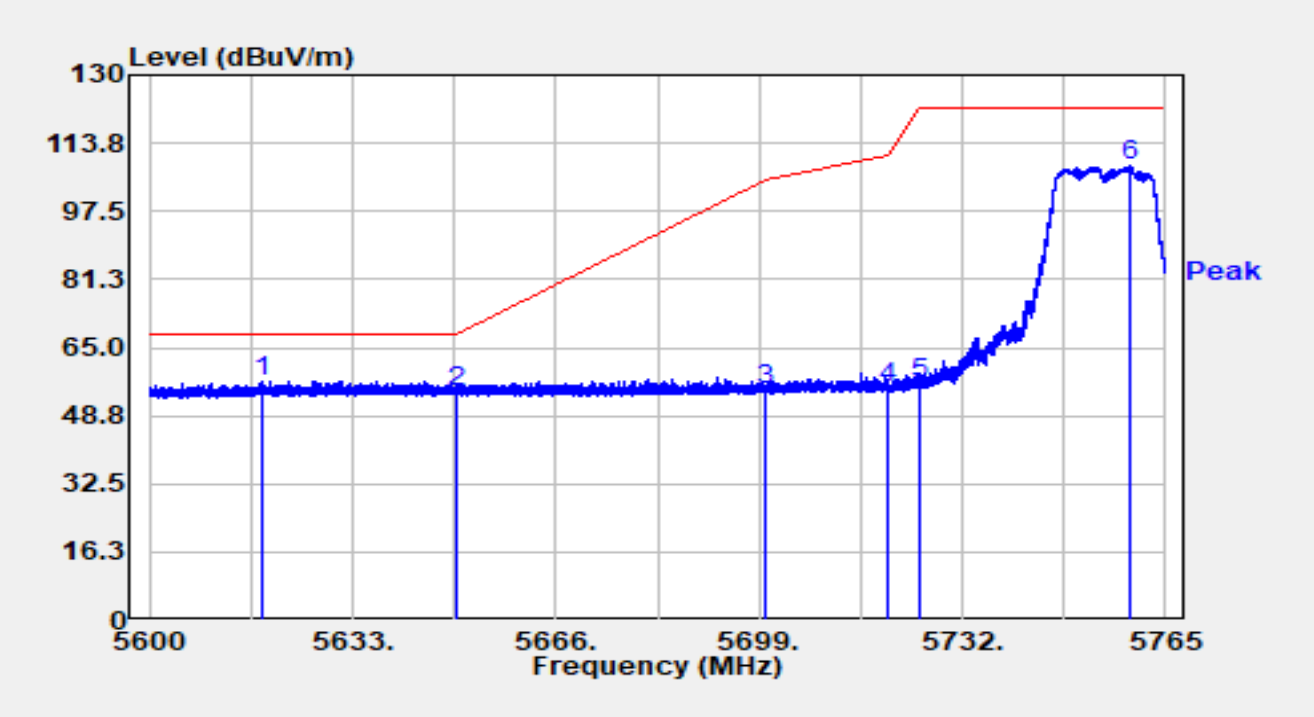


| No | Mark | Frequency (MHz) | Reading (dBμV) | C.F (dB/m) | Measurement (dBμV/m) | Margin (dB) | Limit (dBμV/m) | Detector |
|---|---|---|---|---|---|---|---|---|
| 1 | * | 5618.282 | 36.74 | 20.28 | 57.02 | -11.18 | 68.20 | Peak |
| 2 | | 5650.000 | 33.84 | 20.50 | 54.35 | -13.85 | 68.20 | Peak |
| 3 | | 5700.000 | 34.21 | 20.86 | 55.08 | -50.12 | 105.20 | Peak |
| 4 | | 5720.000 | 34.13 | 21.09 | 55.22 | -55.58 | 110.80 | Peak |
| 5 | | 5725.000 | 35.48 | 21.13 | 56.62 | -65.58 | 122.20 | Peak |
| 6 | | 5759.242 | 87.36 | 21.03 | 108.38 | N/A | N/A | Peak |

Notes:

1. " *", means this data is the worst emission level.
2. C.F (dB/m) = Antenna Factor (dB/m) + Cable Loss (dB) + 16dB Attenuation (dB) - AMP (dB).
3. Measurement (dBμV/m) = Reading (dBμV) + C.F (dB/m).

| | | | |
|---|---|---|---|
| Site | WZ-AC2 | Test Date | 2024-07-12 |
| Test Engineer | Ajin Fan | Temp./Humidity | 25.5°C/46.4% |
| Factor | BBHA 9120D_1457_1-18GHz | Polarity | Vertical |
| EUT | Mobile Computer | Test Voltage | By Battery |
| Test Mode | Transmit by 802.11a at 5745MHz | | |

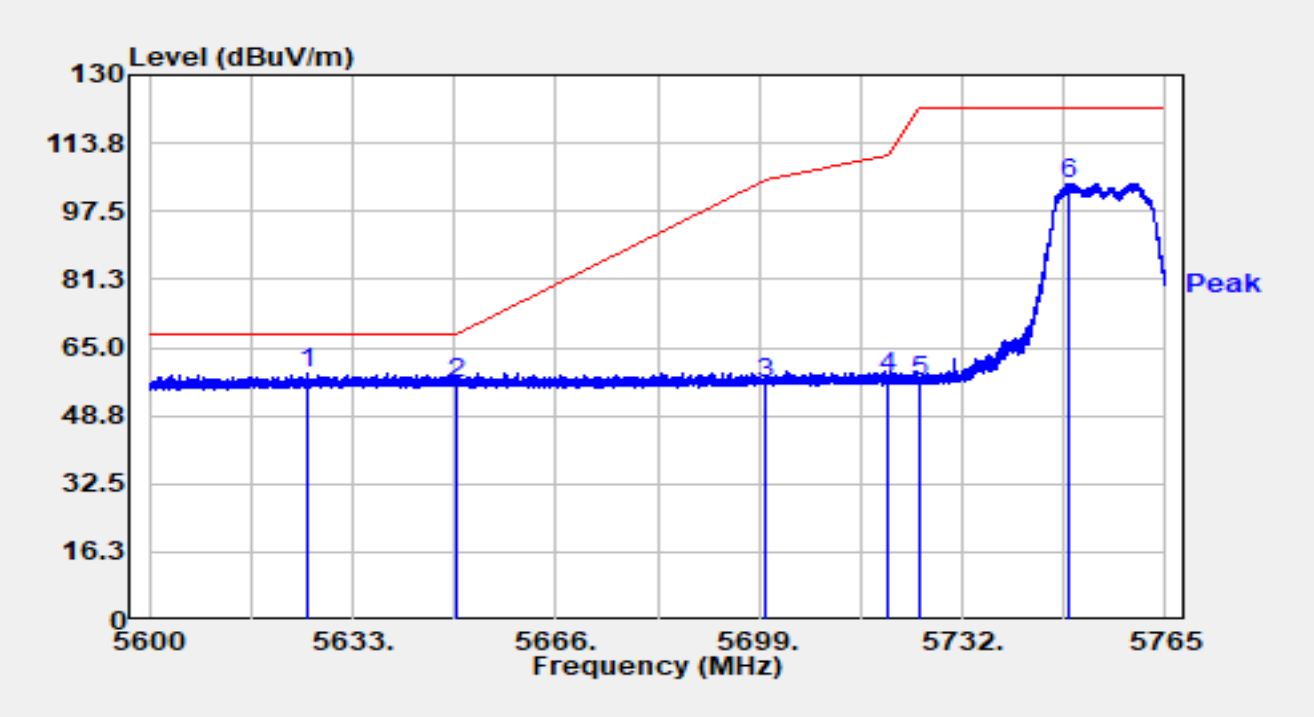


| No | Mark | Frequency (MHz) | Reading (dBμV) | C.F (dB/m) | Measurement (dBμV/m) | Margin (dB) | Limit (dBμV/m) | Detector |
|---|---|---|---|---|---|---|---|---|
| 1 | * | 5625.542 | 38.26 | 20.44 | 58.70 | -9.50 | 68.20 | Peak |
| 2 | | 5650.000 | 35.68 | 20.50 | 56.19 | -12.01 | 68.20 | Peak |
| 3 | | 5700.000 | 35.55 | 20.86 | 56.41 | -48.79 | 105.20 | Peak |
| 4 | | 5720.000 | 36.74 | 21.09 | 57.83 | -52.97 | 110.80 | Peak |
| 5 | | 5725.000 | 35.99 | 21.13 | 57.12 | -65.08 | 122.20 | Peak |
| 6 | | 5749.243 | 83.13 | 20.99 | 104.12 | N/A | N/A | Peak |

Notes:

1. " *", means this data is the worst emission level.
2. C.F (dB/m) = Antenna Factor (dB/m) + Cable Loss (dB) + 16dB Attenuation (dB) - AMP (dB).
3. Measurement (dBμV/m) = Reading (dBμV) + C.F (dB/m).

| | | | |
|---|---|---|---|
| Site | WZ-AC2 | Test Date | 2024-07-12 |
| Test Engineer | Ajin Fan | Temp./Humidity | 25.5°C/46.4% |
| Factor | BBHA 9120D_1457_1-18GHz | Polarity | Horizontal |
| EUT | Mobile Computer | Test Voltage | By Battery |
| Test Mode | Transmit by 802.11a at 5825MHz | | |

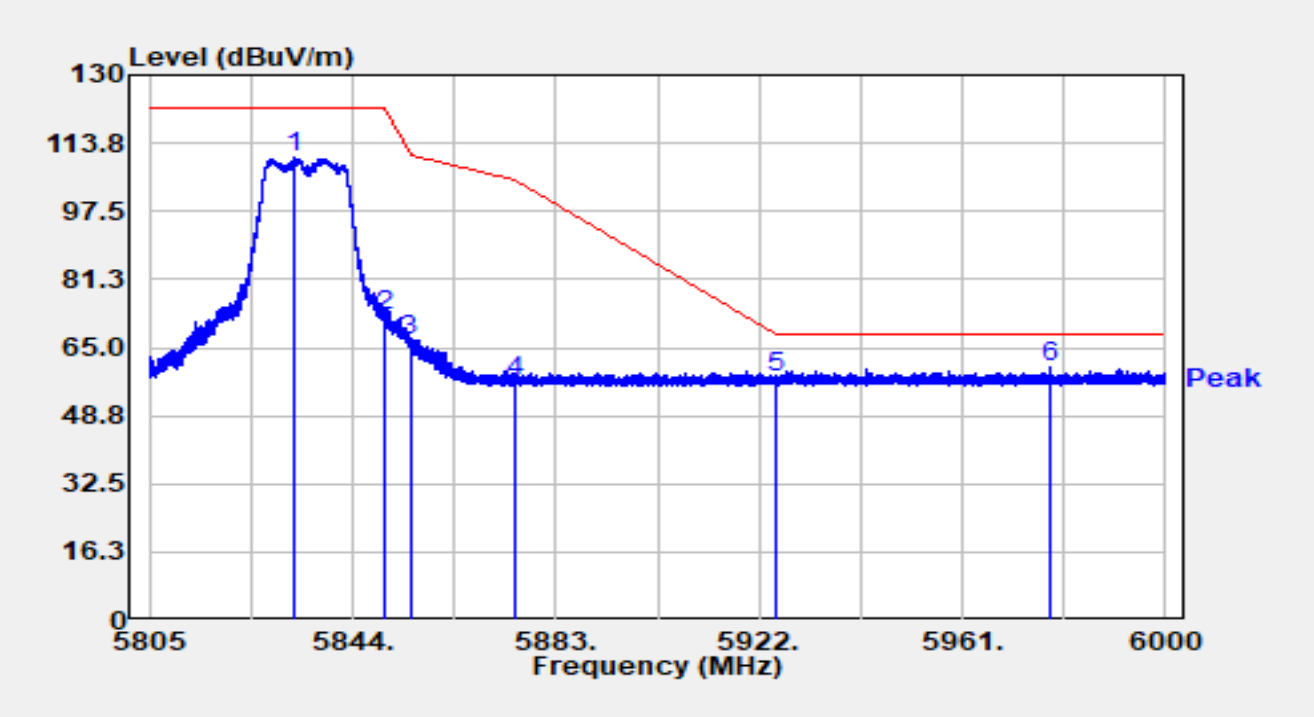


| No | Mark | Frequency (MHz) | Reading (dBμV) | C.F (dB/m) | Measurement (dBμV/m) | Margin (dB) | Limit (dBμV/m) | Detector |
|---|---|---|---|---|---|---|---|---|
| 1 | | 5832.866 | 88.85 | 21.31 | 110.16 | N/A | N/A | Peak |
| 2 | | 5850.000 | 51.00 | 21.41 | 72.42 | -49.78 | 122.20 | Peak |
| 3 | | 5855.000 | 45.21 | 21.46 | 66.67 | -44.13 | 110.80 | Peak |
| 4 | | 5875.000 | 35.40 | 21.51 | 56.91 | -48.29 | 105.20 | Peak |
| 5 | | 5925.000 | 36.28 | 21.51 | 57.78 | -10.42 | 68.20 | Peak |
| 6 | * | 5977.672 | 38.70 | 21.60 | 60.30 | -7.90 | 68.20 | Peak |

Notes:

1. " *", means this data is the worst emission level.
2. C.F (dB/m) = Antenna Factor (dB/m) + Cable Loss (dB) + 16dB Attenuation (dB) - AMP (dB).
3. Measurement (dBμV/m) = Reading (dBμV) + C.F (dB/m).

| | | | |
|---|---|---|---|
| Site | WZ-AC2 | Test Date | 2024-07-12 |
| Test Engineer | Ajin Fan | Temp./Humidity | 25.5°C/46.4% |
| Factor | BBHA 9120D_1457_1-18GHz | Polarity | Vertical |
| EUT | Mobile Computer | Test Voltage | By Battery |
| Test Mode | Transmit by 802.11a at 5825MHz | | |

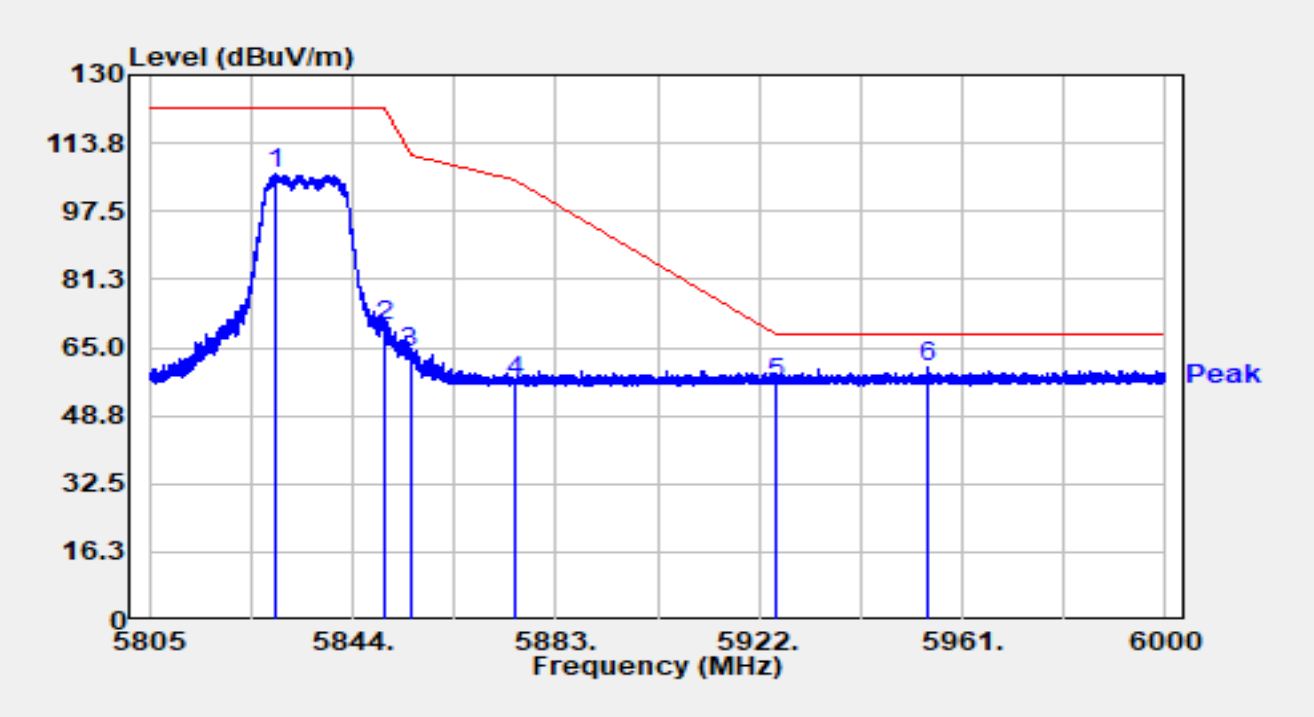


| No | Mark | Frequency (MHz) | Reading (dBμV) | C.F (dB/m) | Measurement (dBμV/m) | Margin (dB) | Limit (dBμV/m) | Detector |
|---|---|---|---|---|---|---|---|---|
| 1 | | 5829.238 | 84.93 | 21.28 | 106.21 | N/A | N/A | Peak |
| 2 | | 5850.000 | 48.50 | 21.41 | 69.91 | -52.29 | 122.20 | Peak |
| 3 | | 5855.000 | 42.19 | 21.46 | 63.65 | -47.15 | 110.80 | Peak |
| 4 | | 5875.000 | 35.37 | 21.51 | 56.88 | -48.32 | 105.20 | Peak |
| 5 | | 5925.000 | 35.15 | 21.51 | 56.66 | -11.54 | 68.20 | Peak |
| 6 | * | 5954.351 | 38.65 | 21.59 | 60.24 | -7.96 | 68.20 | Peak |

Notes:

1. " *", means this data is the worst emission level.
2. C.F (dB/m) = Antenna Factor (dB/m) + Cable Loss (dB) + 16dB Attenuation (dB) - AMP (dB).
3. Measurement (dBμV/m) = Reading (dBμV) + C.F (dB/m).

| | | | |
|---|---|---|---|
| Site | WZ-AC2 | Test Date | 2024-07-12 |
| Test Engineer | Ajin Fan | Temp./Humidity | 25.5°C/46.4% |
| Factor | BBHA 9120D_1457_1-18GHz | Polarity | Horizontal |
| EUT | Mobile Computer | Test Voltage | By Battery |
| Test Mode | Transmit by 802.11ac-VHT20 at 5180MHz | | |

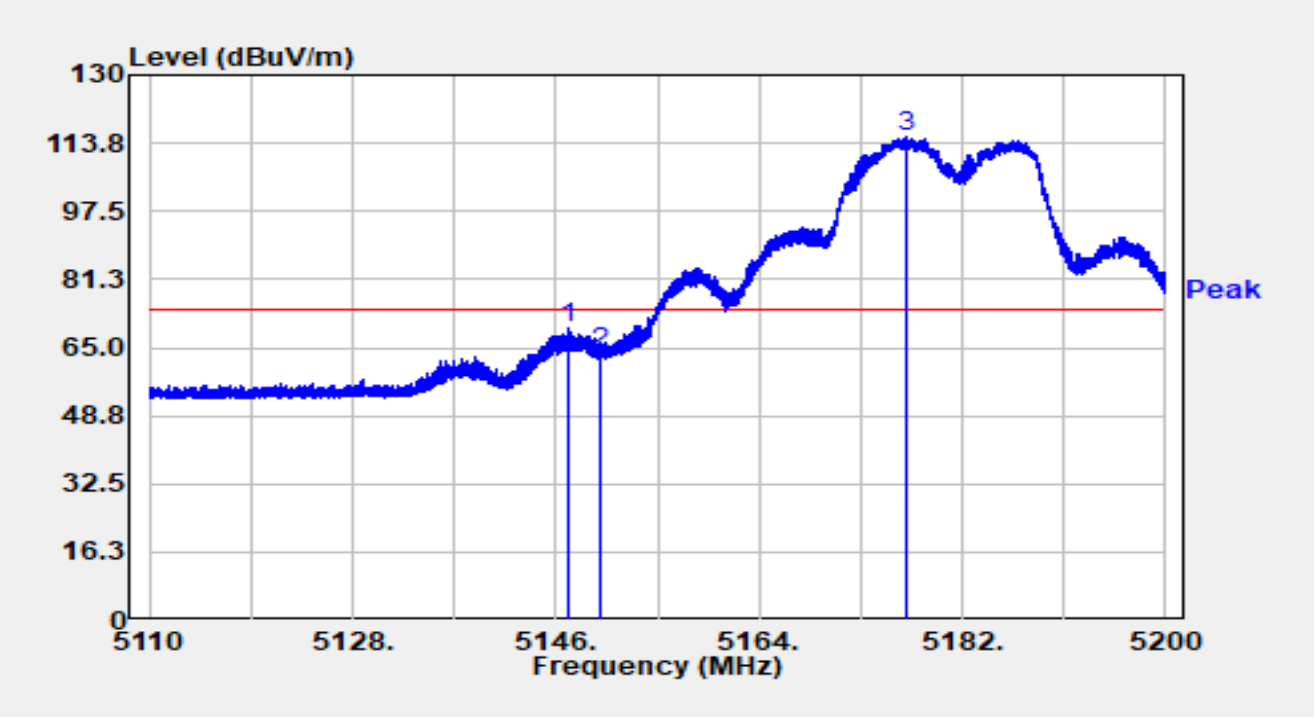


| No | Mark | Frequency (MHz) | Reading (dBμV) | C.F (dB/m) | Measurement (dBμV/m) | Margin (dB) | Limit (dBμV/m) | Detector |
|---|---|---|---|---|---|---|---|---|
| 1 | | 5146.999 | 49.73 | 19.76 | 69.49 | -4.51 | 74.00 | Peak |
| 2 | | 5149.996 | 43.91 | 19.78 | 63.69 | -10.31 | 74.00 | Peak |
| 3 | * | 5177.050 | 95.33 | 19.71 | 115.04 | N/A | N/A | Peak |

Notes:

1. " *", means this data is the worst emission level.

2. C.F (dB/m) = Antenna Factor (dB/m) + Cable Loss (dB) + 16dB Attenuation (dB) - AMP (dB).

3. Measurement (dBμV/m) = Reading (dBμV) + C.F (dB/m).

| | | | |
|---|---|---|---|
| Site | WZ-AC2 | Test Date | 2024-07-12 |
| Test Engineer | Ajin Fan | Temp./Humidity | 25.5°C/46.4% |
| Factor | BBHA 9120D_1457_1-18GHz | Polarity | Horizontal |
| EUT | Mobile Computer | Test Voltage | By Battery |
| Test Mode | Transmit by 802.11ac-VHT20 at 5180MHz | | |

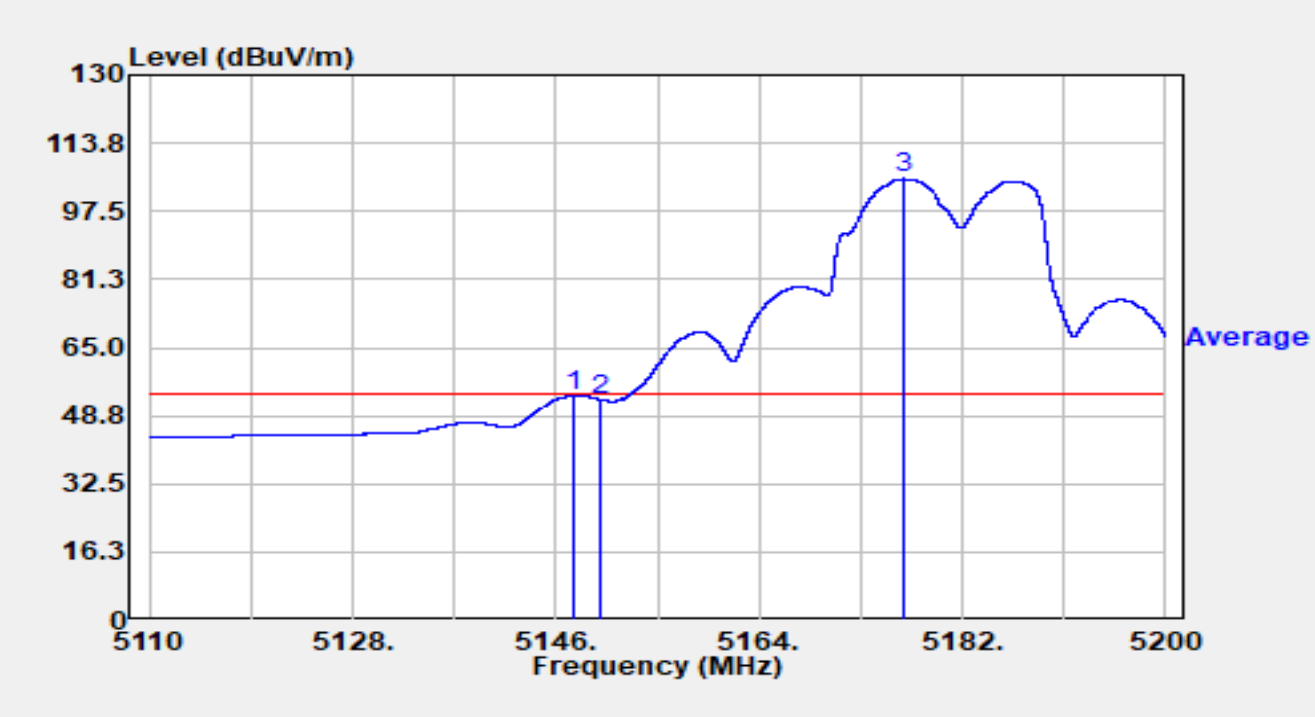


| No | Mark | Frequency (MHz) | Reading (dBμV) | C.F (dB/m) | Measurement (dBμV/m) | Margin (dB) | Limit (dBμV/m) | Detector |
|---|---|---|---|---|---|---|---|---|
| 1 | | 5147.674 | 33.79 | 19.77 | 53.56 | -0.44 | 54.00 | Average |
| 2 | | 5150.000 | 32.77 | 19.78 | 52.55 | -1.45 | 54.00 | Average |
| 3 | * | 5176.843 | 85.52 | 19.71 | 105.23 | N/A | N/A | Average |

Notes:

1. " *", means this data is the worst emission level.

2. C.F (dB/m) = Antenna Factor (dB/m) + Cable Loss (dB) + 16dB Attenuation (dB) - AMP (dB).

3. Measurement (dBμV/m) = Reading (dBμV) + C.F (dB/m).

| | | | |
|---|---|---|---|
| Site | WZ-AC2 | Test Date | 2024-07-12 |
| Test Engineer | Ajin Fan | Temp./Humidity | 25.5°C/46.4% |
| Factor | BBHA 9120D_1457_1-18GHz | Polarity | Vertical |
| EUT | Mobile Computer | Test Voltage | By Battery |
| Test Mode | Transmit by 802.11ac-VHT20 at 5180MHz | | |

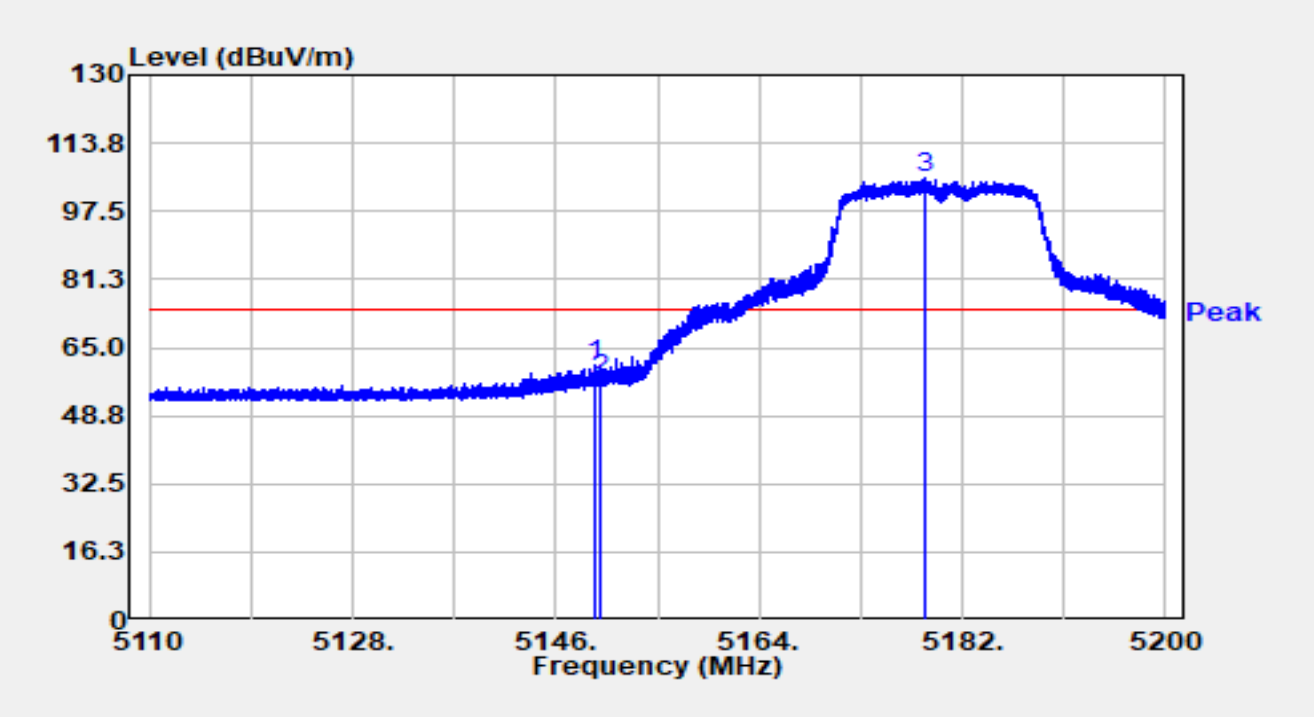


| No | Mark | Frequency (MHz) | Reading (dBμV) | C.F (dB/m) | Measurement (dBμV/m) | Margin (dB) | Limit (dBμV/m) | Detector |
|---|---|---|---|---|---|---|---|---|
| 1 | | 5149.483 | 41.20 | 19.78 | 60.97 | -13.03 | 74.00 | Peak |
| 2 | | 5150.000 | 37.41 | 19.78 | 57.19 | -16.81 | 74.00 | Peak |
| 3 | * | 5178.706 | 85.83 | 19.68 | 105.51 | N/A | N/A | Peak |

Notes:

1. " *", means this data is the worst emission level.

2. C.F (dB/m) = Antenna Factor (dB/m) + Cable Loss (dB) + 16dB Attenuation (dB) - AMP (dB).

3. Measurement (dBμV/m) = Reading (dBμV) + C.F (dB/m).

| | | | |
|---|---|---|---|
| Site | WZ-AC2 | Test Date | 2024-07-12 |
| Test Engineer | Ajin Fan | Temp./Humidity | 25.5°C/46.4% |
| Factor | BBHA 9120D_1457_1-18GHz | Polarity | Vertical |
| EUT | Mobile Computer | Test Voltage | By Battery |
| Test Mode | Transmit by 802.11ac-VHT20 at 5180MHz | | |

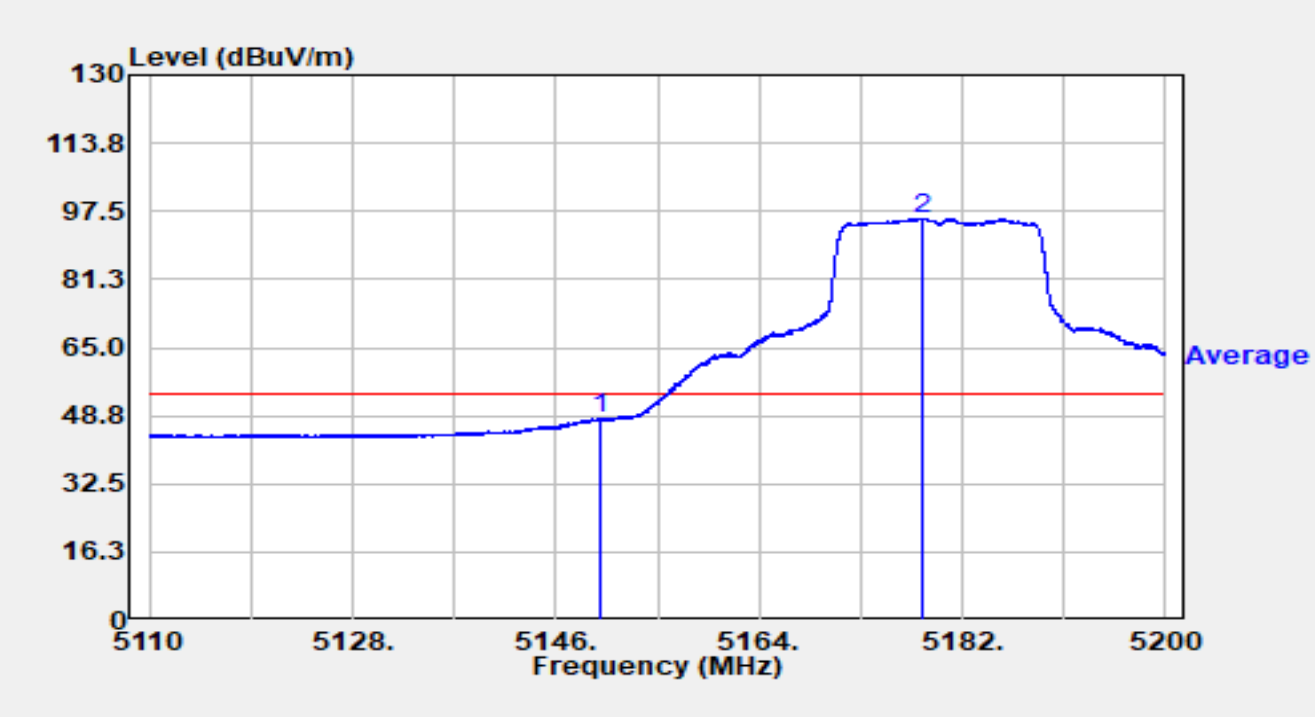


| No | Mark | Frequency (MHz) | Reading (dBμV) | C.F (dB/m) | Measurement (dBμV/m) | Margin (dB) | Limit (dBμV/m) | Detector |
|---|---|---|---|---|---|---|---|---|
| 1 | | 5150.000 | 28.09 | 19.78 | 47.87 | -6.13 | 54.00 | Average |
| 2 | * | 5178.553 | 76.11 | 19.69 | 95.79 | N/A | N/A | Average |

Notes:

1. " *", means this data is the worst emission level.

2. C.F (dB/m) = Antenna Factor (dB/m) + Cable Loss (dB) + 16dB Attenuation (dB) - AMP (dB).

3. Measurement (dBμV/m) = Reading (dBμV) + C.F (dB/m).

| | | | |
|---|---|---|---|
| Site | WZ-AC2 | Test Date | 2024-07-12 |
| Test Engineer | Ajin Fan | Temp./Humidity | 25.5°C/46.4% |
| Factor | BBHA 9120D_1457_1-18GHz | Polarity | Horizontal |
| EUT | Mobile Computer | Test Voltage | By Battery |
| Test Mode | Transmit by 802.11ac-VHT20 at 5320MHz | | |

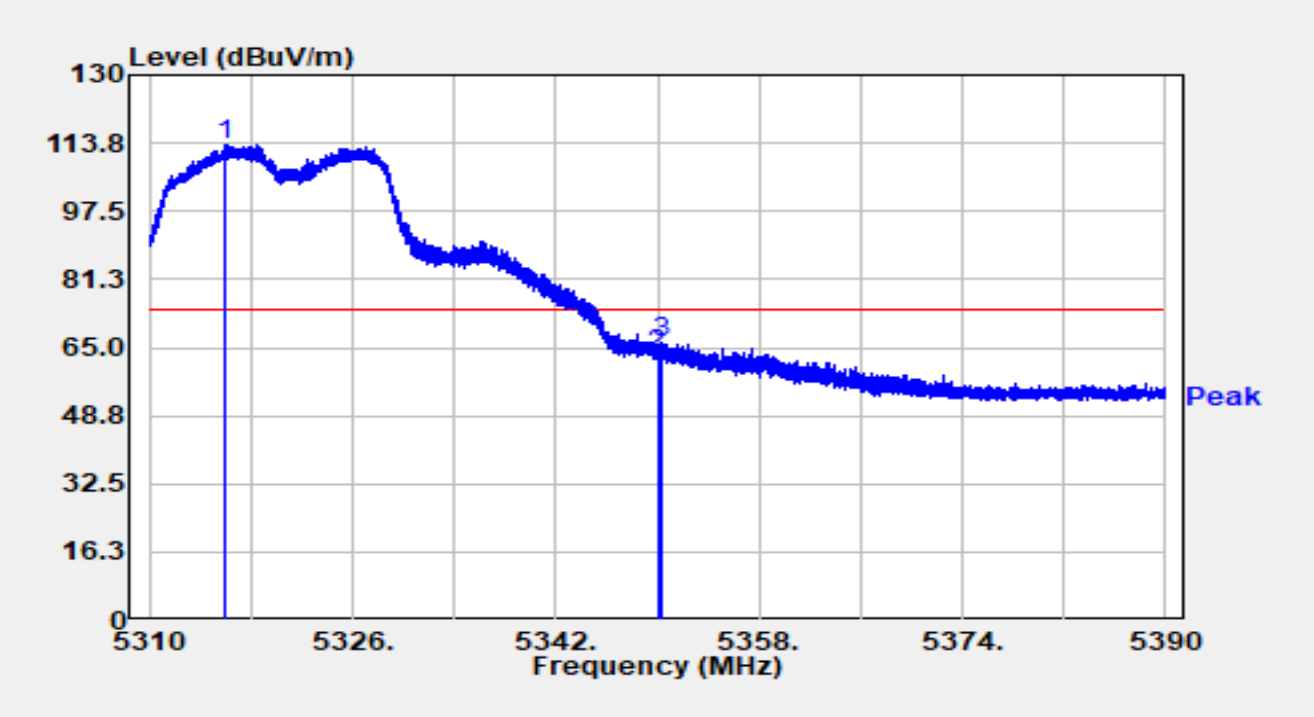


| No | Mark | Frequency (MHz) | Reading (dBμV) | C.F (dB/m) | Measurement (dBμV/m) | Margin (dB) | Limit (dBμV/m) | Detector |
|---|---|---|---|---|---|---|---|---|
| 1 | * | 5315.960 | 93.59 | 19.65 | 113.23 | N/A | N/A | Peak |
| 2 | | 5350.000 | 44.18 | 19.32 | 63.51 | -10.49 | 74.00 | Peak |
| 3 | | 5350.336 | 46.96 | 19.31 | 66.28 | -7.72 | 74.00 | Peak |

Notes:

1. " *", means this data is the worst emission level.

2. C.F (dB/m) = Antenna Factor (dB/m) + Cable Loss (dB) + 16dB Attenuation (dB) - AMP (dB).

3. Measurement (dBμV/m) = Reading (dBμV) + C.F (dB/m).

| | | | |
|---|---|---|---|
| Site | WZ-AC2 | Test Date | 2024-07-12 |
| Test Engineer | Ajin Fan | Temp./Humidity | 25.5°C/46.4% |
| Factor | BBHA 9120D_1457_1-18GHz | Polarity | Horizontal |
| EUT | Mobile Computer | Test Voltage | By Battery |
| Test Mode | Transmit by 802.11ac-VHT20 at 5320MHz | | |

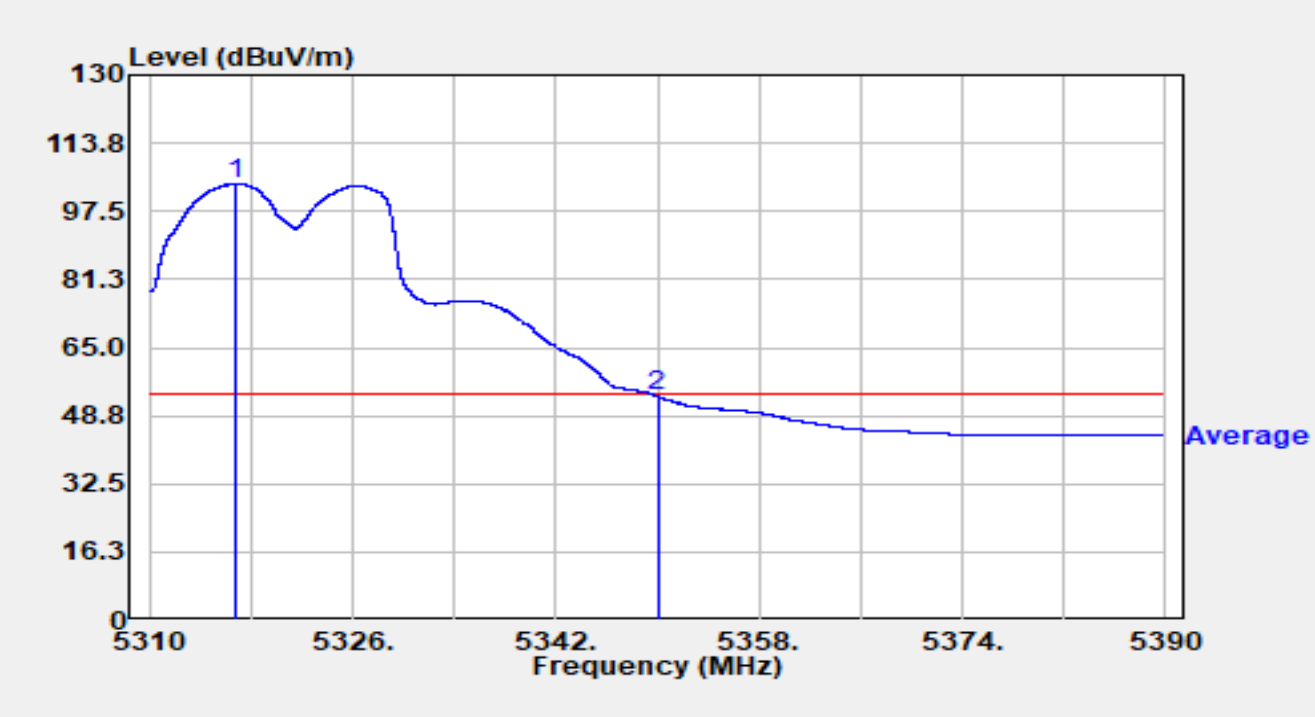


| No | Mark | Frequency (MHz) | Reading (dBμV) | C.F (dB/m) | Measurement (dBμV/m) | Margin (dB) | Limit (dBμV/m) | Detector |
|---|---|---|---|---|---|---|---|---|
| 1 | * | 5316.784 | 84.44 | 19.67 | 104.11 | N/A | N/A | Average |
| 2 | | 5350.000 | 34.07 | 19.32 | 53.39 | -0.61 | 54.00 | Average |

Notes:

1. " *", means this data is the worst emission level.
2. C.F (dB/m) = Antenna Factor (dB/m) + Cable Loss (dB) + 16dB Attenuation (dB) - AMP (dB).
3. Measurement (dBμV/m) = Reading (dBμV) + C.F (dB/m).

| | | | |
|---|---|---|---|
| Site | WZ-AC2 | Test Date | 2024-07-12 |
| Test Engineer | Ajin Fan | Temp./Humidity | 25.5°C/46.4% |
| Factor | BBHA 9120D_1457_1-18GHz | Polarity | Vertical |
| EUT | Mobile Computer | Test Voltage | By Battery |
| Test Mode | Transmit by 802.11ac-VHT20 at 5320MHz | | |

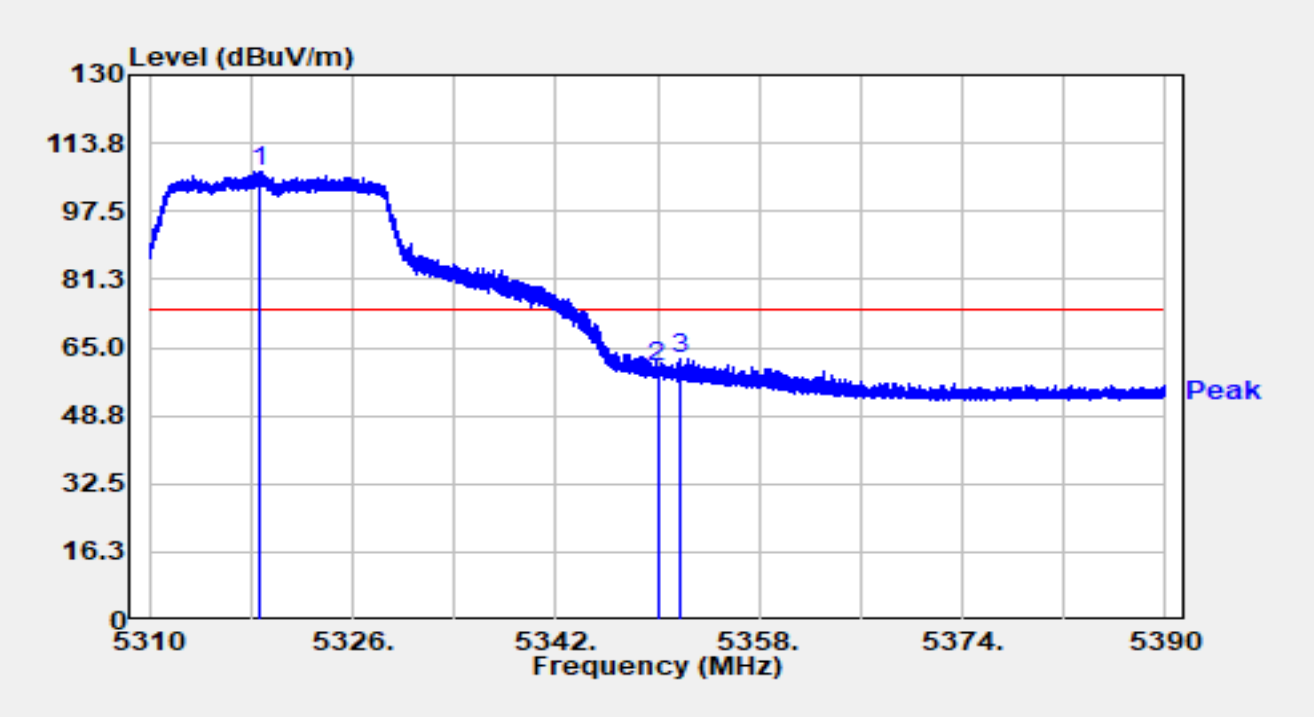


| No | Mark | Frequency (MHz) | Reading (dBμV) | C.F (dB/m) | Measurement (dBμV/m) | Margin (dB) | Limit (dBμV/m) | Detector |
|---|---|---|---|---|---|---|---|---|
| 1 | * | 5318.696 | 87.45 | 19.70 | 107.15 | N/A | N/A | Peak |
| 2 | | 5350.000 | 41.15 | 19.32 | 60.48 | -13.52 | 74.00 | Peak |
| 3 | | 5351.776 | 43.18 | 19.28 | 62.46 | -11.54 | 74.00 | Peak |

Notes:

1. " *", means this data is the worst emission level.

2. C.F (dB/m) = Antenna Factor (dB/m) + Cable Loss (dB) + 16dB Attenuation (dB) - AMP (dB).

3. Measurement (dBμV/m) = Reading (dBμV) + C.F (dB/m).

| | | | |
|---|---|---|---|
| Site | WZ-AC2 | Test Date | 2024-07-12 |
| Test Engineer | Ajin Fan | Temp./Humidity | 25.5°C/46.4% |
| Factor | BBHA 9120D_1457_1-18GHz | Polarity | Vertical |
| EUT | Mobile Computer | Test Voltage | By Battery |
| Test Mode | Transmit by 802.11ac-VHT20 at 5320MHz | | |

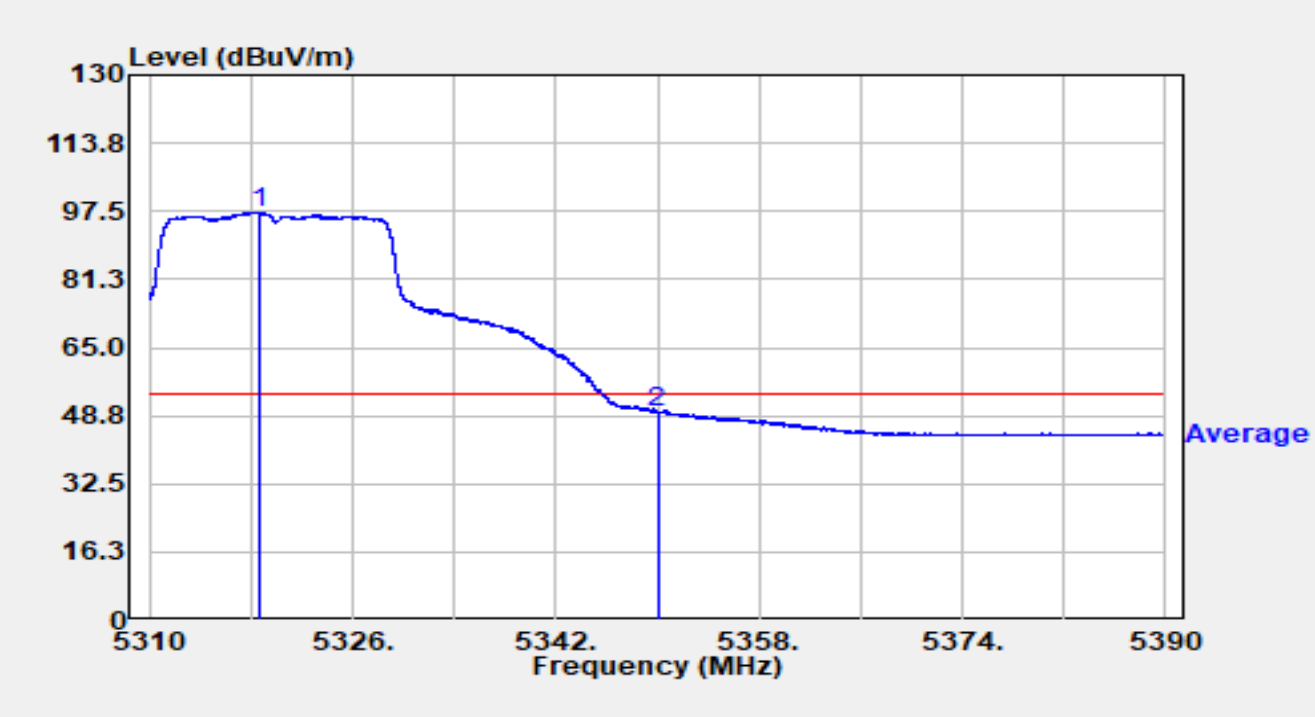


| No | Mark | Frequency (MHz) | Reading (dBμV) | C.F (dB/m) | Measurement (dBμV/m) | Margin (dB) | Limit (dBμV/m) | Detector |
|---|---|---|---|---|---|---|---|---|
| 1 | * | 5318.584 | 77.59 | 19.70 | 97.29 | N/A | N/A | Average |
| 2 | | 5350.000 | 30.29 | 19.32 | 49.61 | -4.39 | 54.00 | Average |

Notes:

1. " *", means this data is the worst emission level.
2. C.F (dB/m) = Antenna Factor (dB/m) + Cable Loss (dB) + 16dB Attenuation (dB) - AMP (dB).
3. Measurement (dBμV/m) = Reading (dBμV) + C.F (dB/m).

| | | | |
|---|---|---|---|
| Site | WZ-AC2 | Test Date | 2024-07-12 |
| Test Engineer | Ajin Fan | Temp./Humidity | 25.5°C/46.4% |
| Factor | BBHA 9120D_1457_1-18GHz | Polarity | Horizontal |
| EUT | Mobile Computer | Test Voltage | By Battery |
| Test Mode | Transmit by 802.11ac-VHT20 at 5500MHz | | |

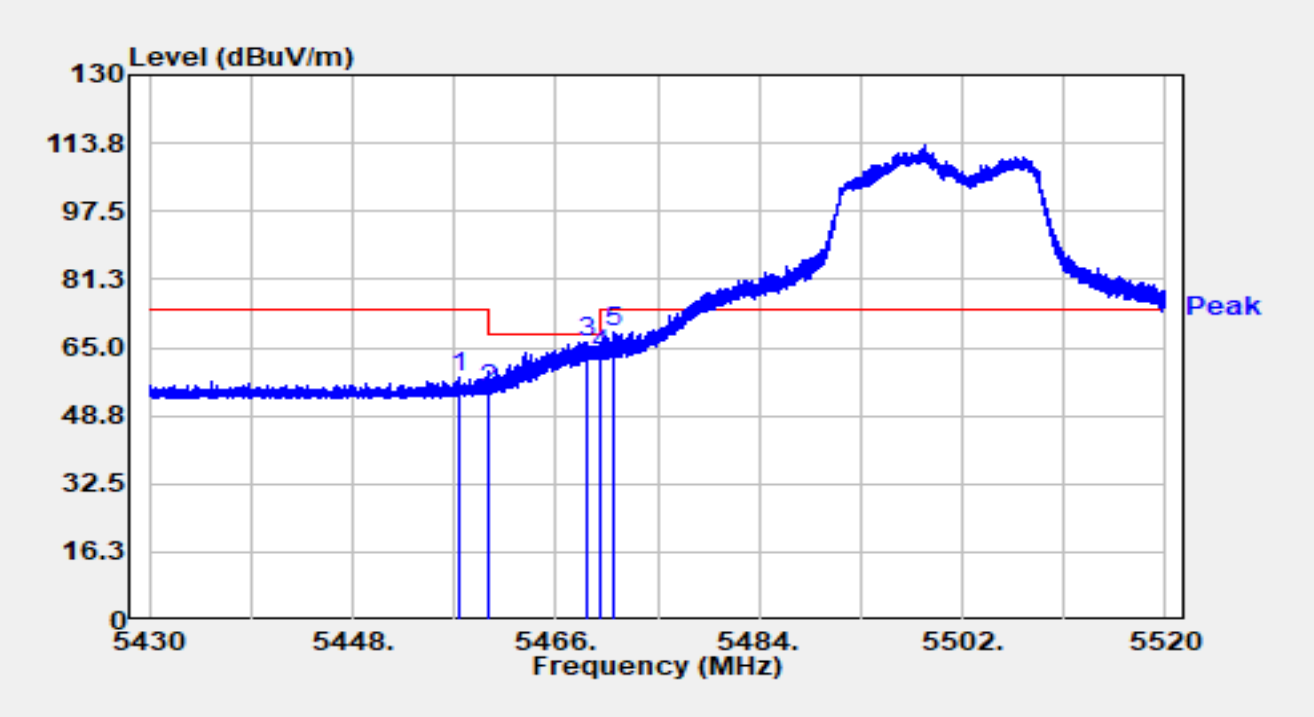


| No | Mark | Frequency (MHz) | Reading (dBμV) | C.F (dB/m) | Measurement (dBμV/m) | Margin (dB) | Limit (dBμV/m) | Detector |
|---|---|---|---|---|---|---|---|---|
| 1 | | 5457.477 | 38.42 | 19.56 | 57.98 | -16.02 | 74.00 | Peak |
| 2 | | 5460.000 | 35.57 | 19.61 | 55.18 | -13.02 | 68.20 | Peak |
| 3 | * | 5468.763 | 46.44 | 19.77 | 66.22 | -1.98 | 68.20 | Peak |
| 4 | | 5470.000 | 43.68 | 19.80 | 63.48 | -4.72 | 68.20 | Peak |
| 5 | | 5471.004 | 48.87 | 19.82 | 68.68 | -5.32 | 74.00 | Peak |

Notes:

1. " *", means this data is the worst emission level.

2. C.F (dB/m) = Antenna Factor (dB/m) + Cable Loss (dB) + 16dB Attenuation (dB) - AMP (dB).

3. Measurement (dBμV/m) = Reading (dBμV) + C.F (dB/m).

| | | | |
|---|---|---|---|
| Site | WZ-AC2 | Test Date | 2024-07-12 |
| Test Engineer | Ajin Fan | Temp./Humidity | 25.5°C/46.4% |
| Factor | BBHA 9120D_1457_1-18GHz | Polarity | Horizontal |
| EUT | Mobile Computer | Test Voltage | By Battery |
| Test Mode | Transmit by 802.11ac-VHT20 at 5500MHz | | |

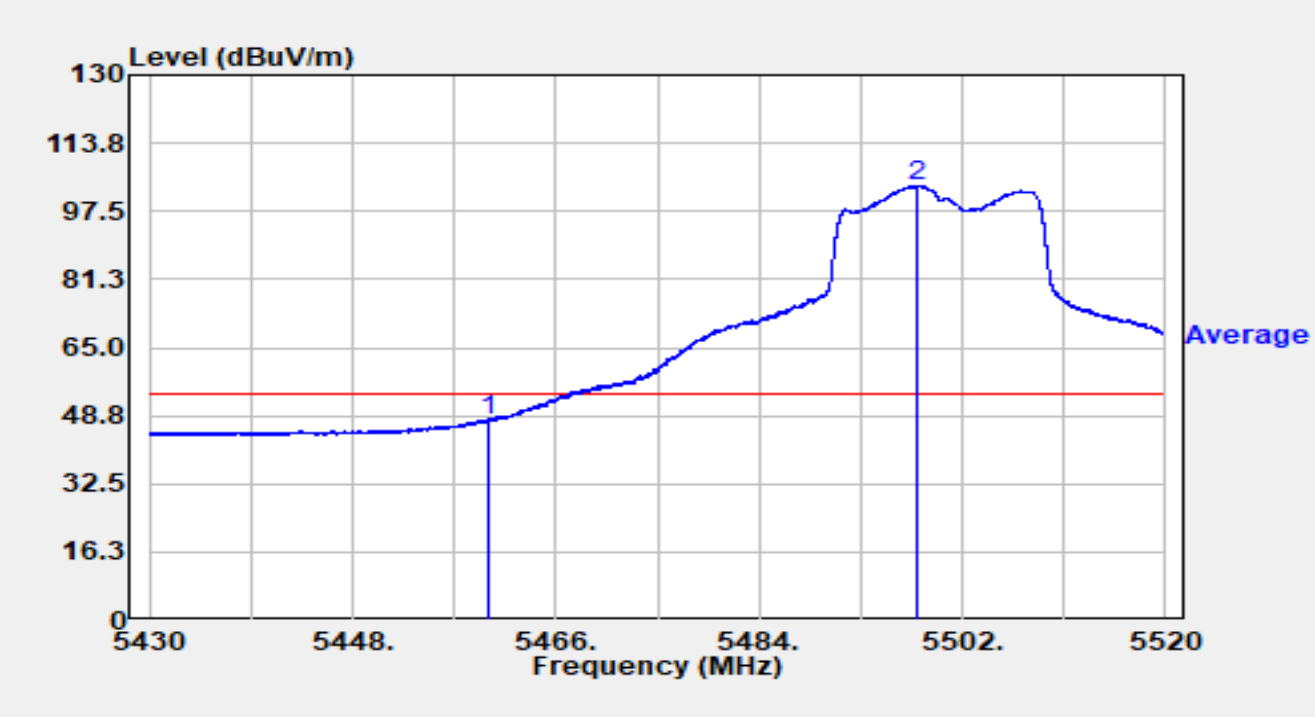


| No | Mark | Frequency (MHz) | Reading (dBμV) | C.F (dB/m) | Measurement (dBμV/m) | Margin (dB) | Limit (dBμV/m) | Detector |
|---|---|---|---|---|---|---|---|---|
| 1 | | 5460.000 | 27.89 | 19.61 | 47.50 | -6.50 | 54.00 | Average |
| 2 | * | 5498.103 | 83.96 | 19.65 | 103.61 | N/A | N/A | Average |

Notes:

1. " *", means this data is the worst emission level.
2. C.F (dB/m) = Antenna Factor (dB/m) + Cable Loss (dB) + 16dB Attenuation (dB) - AMP (dB).
3. Measurement (dBμV/m) = Reading (dBμV) + C.F (dB/m).

| | | | |
|---|---|---|---|
| Site | WZ-AC2 | Test Date | 2024-07-12 |
| Test Engineer | Ajin Fan | Temp./Humidity | 25.5°C/46.4% |
| Factor | BBHA 9120D_1457_1-18GHz | Polarity | Vertical |
| EUT | Mobile Computer | Test Voltage | By Battery |
| Test Mode | Transmit by 802.11ac-VHT20 at 5500MHz | | |

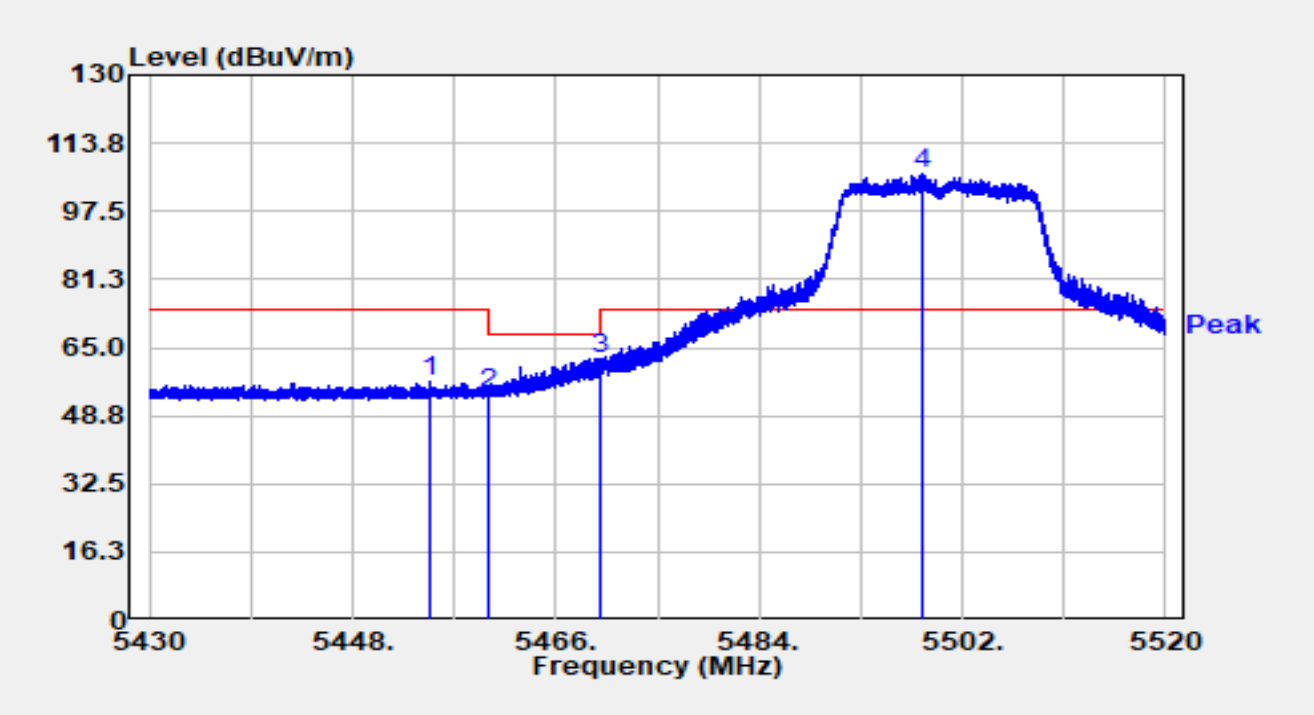


| No | Mark | Frequency (MHz) | Reading (dBμV) | C.F (dB/m) | Measurement (dBμV/m) | Margin (dB) | Limit (dBμV/m) | Detector |
|---|---|---|---|---|---|---|---|---|
| 1 | | 5454.930 | 37.27 | 19.51 | 56.78 | -17.22 | 74.00 | Peak |
| 2 | | 5460.000 | 34.41 | 19.61 | 54.02 | -14.18 | 68.20 | Peak |
| 3 | | 5470.000 | 42.48 | 19.80 | 62.28 | -5.92 | 68.20 | Peak |
| 4 | * | 5498.355 | 86.58 | 19.64 | 106.22 | N/A | N/A | Peak |

Notes:

1. " *", means this data is the worst emission level.

2. C.F (dB/m) = Antenna Factor (dB/m) + Cable Loss (dB) + 16dB Attenuation (dB) - AMP (dB).

3. Measurement (dBμV/m) = Reading (dBμV) + C.F (dB/m).

| | | | |
|---|---|---|---|
| Site | WZ-AC2 | Test Date | 2024-07-12 |
| Test Engineer | Ajin Fan | Temp./Humidity | 25.5°C/46.4% |
| Factor | BBHA 9120D_1457_1-18GHz | Polarity | Vertical |
| EUT | Mobile Computer | Test Voltage | By Battery |
| Test Mode | Transmit by 802.11ac-VHT20 at 5500MHz | | |

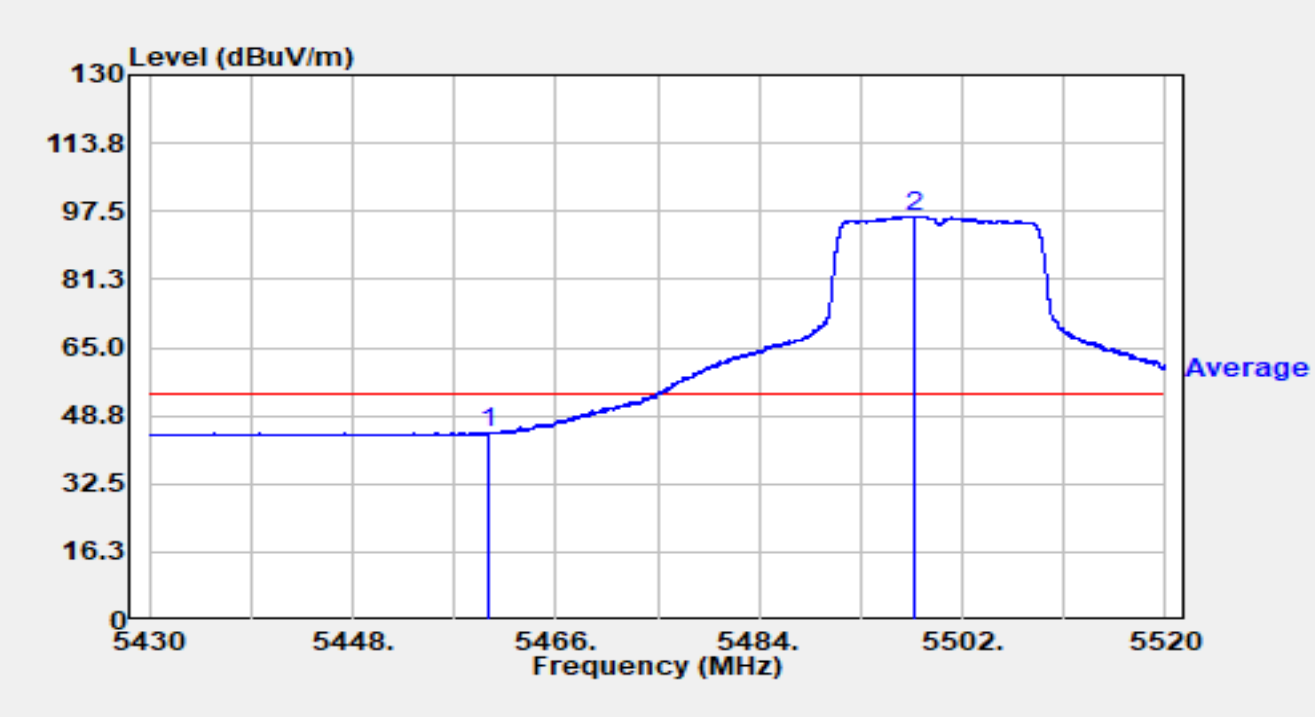


| No | Mark | Frequency (MHz) | Reading (dBμV) | C.F (dB/m) | Measurement (dBμV/m) | Margin (dB) | Limit (dBμV/m) | Detector |
|---|---|---|---|---|---|---|---|---|
| 1 | | 5460.000 | 24.84 | 19.61 | 44.45 | -9.55 | 54.00 | Average |
| 2 | * | 5497.653 | 76.73 | 19.65 | 96.38 | N/A | N/A | Average |

Notes:

1. " *", means this data is the worst emission level.
2. C.F (dB/m) = Antenna Factor (dB/m) + Cable Loss (dB) + 16dB Attenuation (dB) - AMP (dB).
3. Measurement (dBμV/m) = Reading (dBμV) + C.F (dB/m).

| | | | |
|---|---|---|---|
| Site | WZ-AC2 | Test Date | 2024-07-12 |
| Test Engineer | Ajin Fan | Temp./Humidity | 25.5°C/46.4% |
| Factor | BBHA 9120D_1457_1-18GHz | Polarity | Horizontal |
| EUT | Mobile Computer | Test Voltage | By Battery |
| Test Mode | Transmit by 802.11ac-VHT20 at 5700MHz | | |

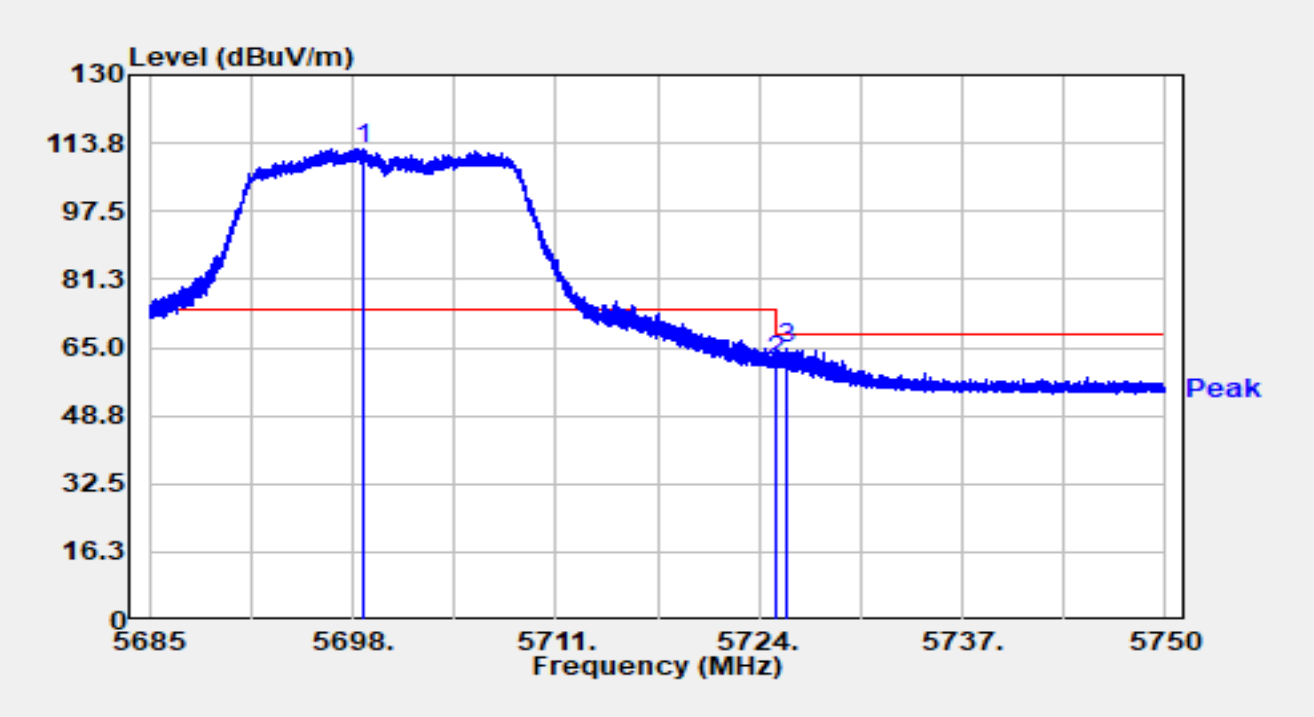


| No | Mark | Frequency (MHz) | Reading (dBμV) | C.F (dB/m) | Measurement (dBμV/m) | Margin (dB) | Limit (dBμV/m) | Detector |
|---|---|---|---|---|---|---|---|---|
| 1 | * | 5698.637 | 91.74 | 20.84 | 112.58 | N/A | N/A | Peak |
| 2 | | 5725.000 | 40.76 | 21.13 | 61.89 | -6.31 | 68.20 | Peak |
| 3 | | 5725.807 | 43.82 | 21.14 | 64.96 | -3.24 | 68.20 | Peak |

Notes:

1. " *", means this data is the worst emission level.

2. C.F (dB/m) = Antenna Factor (dB/m) + Cable Loss (dB) + 16dB Attenuation (dB) - AMP (dB).

3. Measurement (dBμV/m) = Reading (dBμV) + C.F (dB/m).

| | | | |
|---|---|---|---|
| Site | WZ-AC2 | Test Date | 2024-07-12 |
| Test Engineer | Ajin Fan | Temp./Humidity | 25.5°C/46.4% |
| Factor | BBHA 9120D_1457_1-18GHz | Polarity | Vertical |
| EUT | Mobile Computer | Test Voltage | By Battery |
| Test Mode | Transmit by 802.11ac-VHT20 at 5700MHz | | |

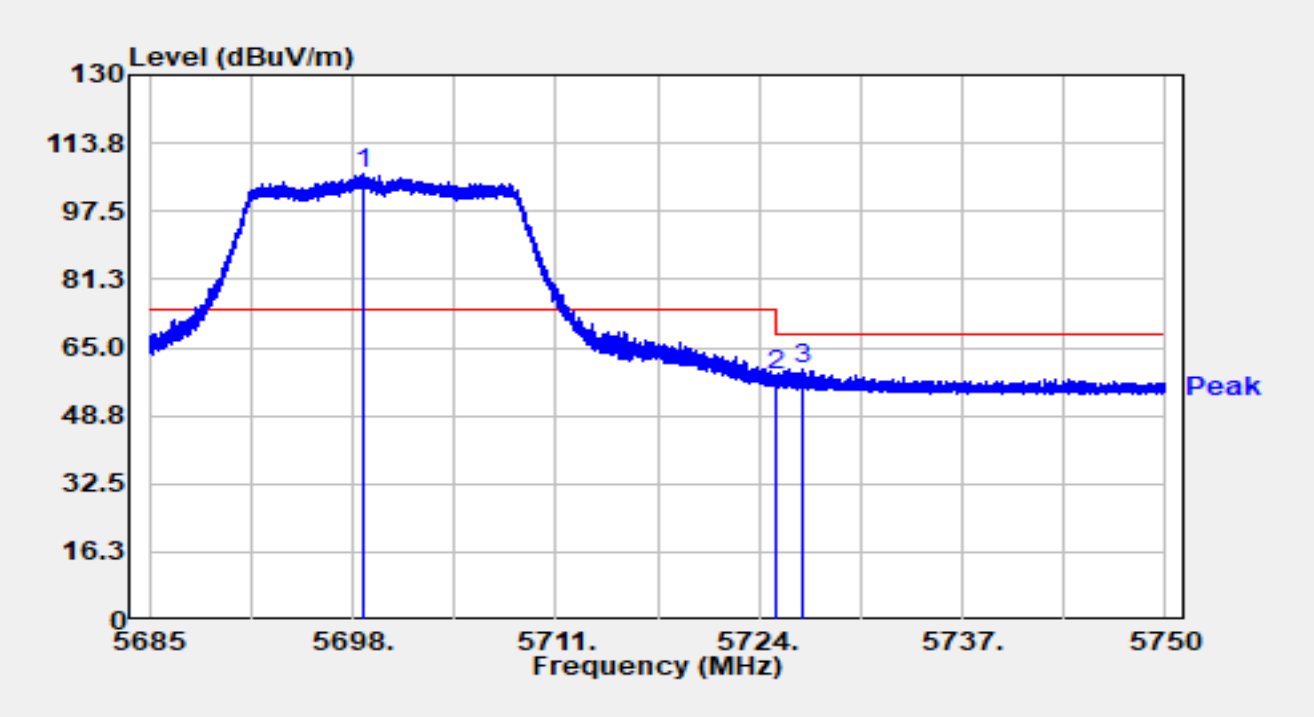


| No | Mark | Frequency (MHz) | Reading (dBμV) | C.F (dB/m) | Measurement (dBμV/m) | Margin (dB) | Limit (dBμV/m) | Detector |
|---|---|---|---|---|---|---|---|---|
| 1 | * | 5698.734 | 85.36 | 20.84 | 106.21 | N/A | N/A | Peak |
| 2 | | 5725.000 | 37.24 | 21.13 | 58.37 | -9.83 | 68.20 | Peak |
| 3 | | 5726.821 | 38.68 | 21.13 | 59.81 | -8.39 | 68.20 | Peak |

Notes:

1. " *", means this data is the worst emission level.

2. C.F (dB/m) = Antenna Factor (dB/m) + Cable Loss (dB) + 16dB Attenuation (dB) - AMP (dB).

3. Measurement (dBμV/m) = Reading (dBμV) + C.F (dB/m).

| | | | |
|---|---|---|---|
| Site | WZ-AC2 | Test Date | 2024-07-12 |
| Test Engineer | Ajin Fan | Temp./Humidity | 25.5°C/46.4% |
| Factor | BBHA 9120D_1457_1-18GHz | Polarity | Horizontal |
| EUT | Mobile Computer | Test Voltage | By Battery |
| Test Mode | Transmit by 802.11ac-VHT20 at 5745MHz | | |

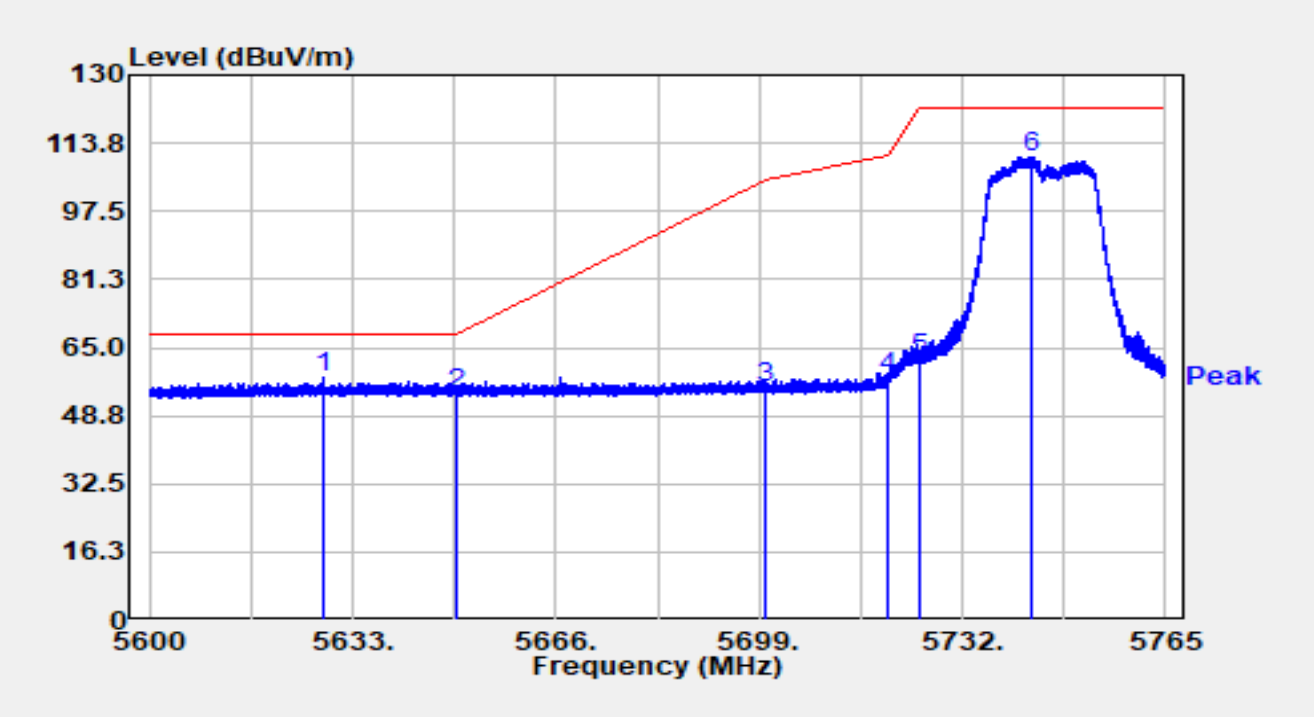


| No | Mark | Frequency (MHz) | Reading (dBμV) | C.F (dB/m) | Measurement (dBμV/m) | Margin (dB) | Limit (dBμV/m) | Detector |
|---|---|---|---|---|---|---|---|---|
| 1 | * | 5628.462 | 37.20 | 20.46 | 57.66 | -10.54 | 68.20 | Peak |
| 2 | | 5650.000 | 33.50 | 20.50 | 54.00 | -14.20 | 68.20 | Peak |
| 3 | | 5700.000 | 34.52 | 20.86 | 55.38 | -49.82 | 105.20 | Peak |
| 4 | | 5720.000 | 37.03 | 21.09 | 58.12 | -52.68 | 110.80 | Peak |
| 5 | | 5725.000 | 41.13 | 21.13 | 62.27 | -59.93 | 122.20 | Peak |
| 6 | | 5743.418 | 89.57 | 20.96 | 110.53 | N/A | N/A | Peak |

Notes:

1. " *", means this data is the worst emission level.
2. C.F (dB/m) = Antenna Factor (dB/m) + Cable Loss (dB) + 16dB Attenuation (dB) - AMP (dB).
3. Measurement (dBμV/m) = Reading (dBμV) + C.F (dB/m).

| | | | |
|---|---|---|---|
| Site | WZ-AC2 | Test Date | 2024-07-12 |
| Test Engineer | Ajin Fan | Temp./Humidity | 25.5°C/46.4% |
| Factor | BBHA 9120D_1457_1-18GHz | Polarity | Vertical |
| EUT | Mobile Computer | Test Voltage | By Battery |
| Test Mode | Transmit by 802.11ac-VHT20 at 5745MHz | | |

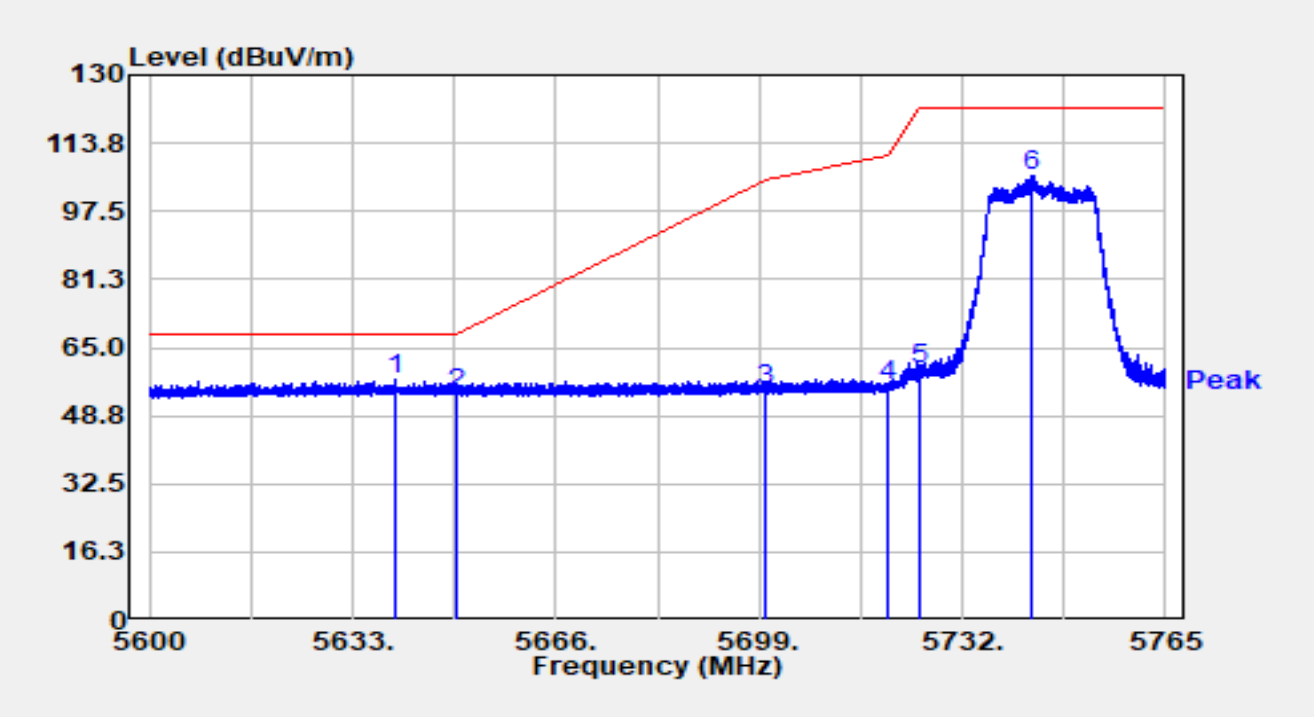


| No | Mark | Frequency (MHz) | Reading (dBμV) | C.F (dB/m) | Measurement (dBμV/m) | Margin (dB) | Limit (dBμV/m) | Detector |
|---|---|---|---|---|---|---|---|---|
| 1 | * | 5639.782 | 36.77 | 20.57 | 57.34 | -10.86 | 68.20 | Peak |
| 2 | | 5650.000 | 33.68 | 20.50 | 54.18 | -14.02 | 68.20 | Peak |
| 3 | | 5700.000 | 33.95 | 20.86 | 54.82 | -50.38 | 105.20 | Peak |
| 4 | | 5720.000 | 34.92 | 21.09 | 56.01 | -54.79 | 110.80 | Peak |
| 5 | | 5725.000 | 38.81 | 21.13 | 59.95 | -62.25 | 122.20 | Peak |
| 6 | | 5743.418 | 85.02 | 20.96 | 105.98 | N/A | N/A | Peak |

Notes:

1. " *", means this data is the worst emission level.
2. C.F (dB/m) = Antenna Factor (dB/m) + Cable Loss (dB) + 16dB Attenuation (dB) - AMP (dB).
3. Measurement (dBμV/m) = Reading (dBμV) + C.F (dB/m).

| | | | |
|---|---|---|---|
| Site | WZ-AC2 | Test Date | 2024-07-12 |
| Test Engineer | Ajin Fan | Temp./Humidity | 25.5°C/46.4% |
| Factor | BBHA 9120D_1457_1-18GHz | Polarity | Horizontal |
| EUT | Mobile Computer | Test Voltage | By Battery |
| Test Mode | Transmit by 802.11ac-VHT20 at 5825MHz | | |

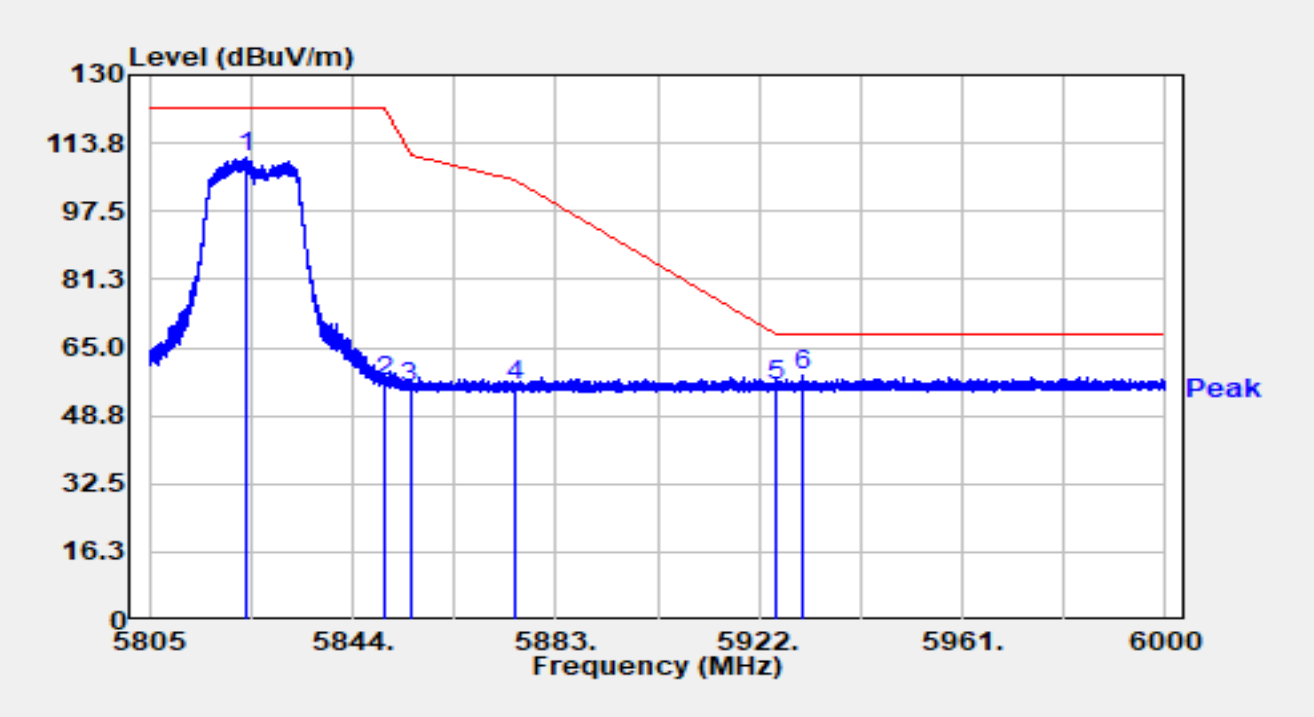


| No | Mark | Frequency (MHz) | Reading (dBμV) | C.F (dB/m) | Measurement (dBμV/m) | Margin (dB) | Limit (dBμV/m) | Detector |
|---|---|---|---|---|---|---|---|---|
| 1 | | 5823.642 | 88.97 | 21.30 | 110.27 | N/A | N/A | Peak |
| 2 | | 5850.000 | 35.25 | 21.41 | 56.66 | -65.54 | 122.20 | Peak |
| 3 | | 5855.000 | 34.12 | 21.46 | 55.58 | -55.22 | 110.80 | Peak |
| 4 | | 5875.000 | 34.54 | 21.51 | 56.05 | -49.15 | 105.20 | Peak |
| 5 | | 5925.000 | 34.29 | 21.51 | 55.80 | -12.40 | 68.20 | Peak |
| 6 | * | 5930.366 | 36.87 | 21.54 | 58.41 | -9.79 | 68.20 | Peak |

Notes:

1. " *", means this data is the worst emission level.
2. C.F (dB/m) = Antenna Factor (dB/m) + Cable Loss (dB) + 16dB Attenuation (dB) - AMP (dB).
3. Measurement (dBμV/m) = Reading (dBμV) + C.F (dB/m).

| | | | |
|---|---|---|---|
| Site | WZ-AC2 | Test Date | 2024-07-12 |
| Test Engineer | Ajin Fan | Temp./Humidity | 25.5°C/46.4% |
| Factor | BBHA 9120D_1457_1-18GHz | Polarity | Vertical |
| EUT | Mobile Computer | Test Voltage | By Battery |
| Test Mode | Transmit by 802.11ac-VHT20 at 5825MHz | | |

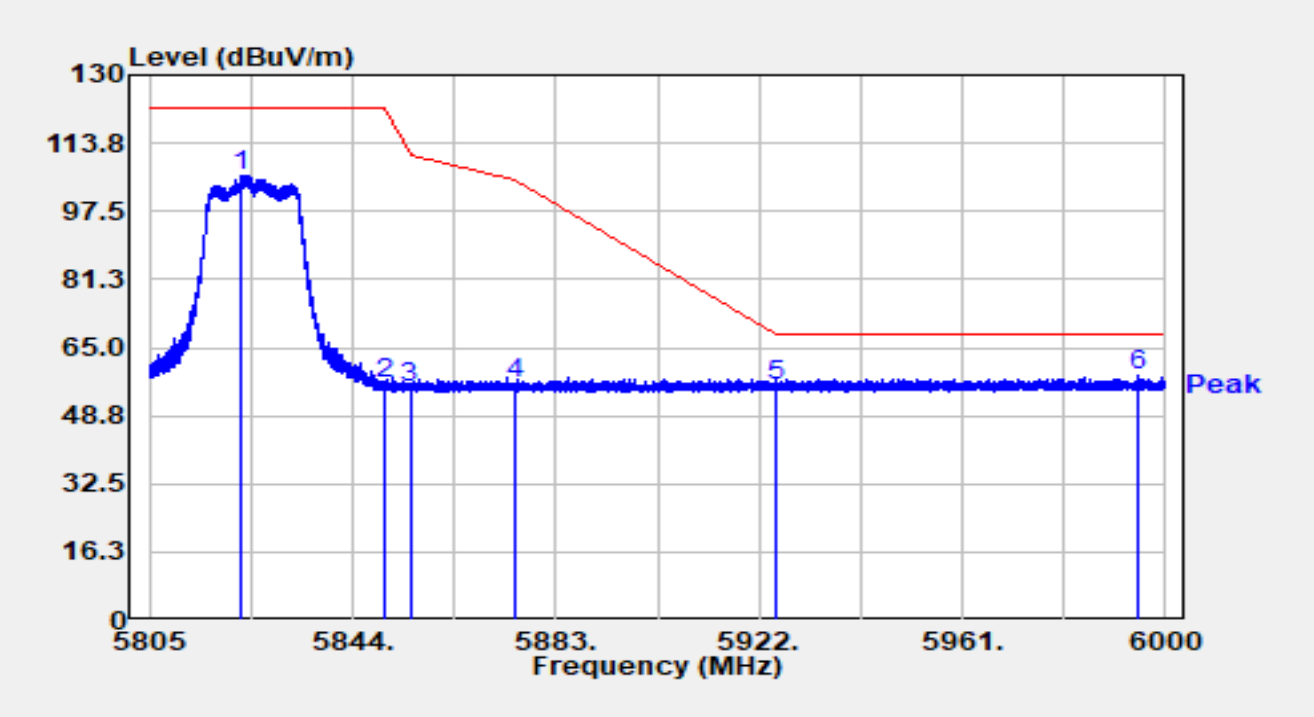


| No | Mark | Frequency (MHz) | Reading (dBμV) | C.F (dB/m) | Measurement (dBμV/m) | Margin (dB) | Limit (dBμV/m) | Detector |
|---|---|---|---|---|---|---|---|---|
| 1 | | 5822.804 | 84.84 | 21.30 | 106.15 | N/A | N/A | Peak |
| 2 | | 5850.000 | 35.10 | 21.41 | 56.51 | -65.69 | 122.20 | Peak |
| 3 | | 5855.000 | 33.86 | 21.46 | 55.33 | -55.47 | 110.80 | Peak |
| 4 | | 5875.000 | 34.68 | 21.51 | 56.19 | -49.01 | 105.20 | Peak |
| 5 | | 5925.000 | 34.23 | 21.51 | 55.74 | -12.46 | 68.20 | Peak |
| 6 | * | 5994.638 | 36.67 | 21.65 | 58.31 | -9.89 | 68.20 | Peak |

Notes:

1. " *", means this data is the worst emission level.

2. C.F (dB/m) = Antenna Factor (dB/m) + Cable Loss (dB) + 16dB Attenuation (dB) - AMP (dB).

3. Measurement (dBμV/m) = Reading (dBμV) + C.F (dB/m).

| | | | |
|---|---|---|---|
| Site | WZ-AC2 | Test Date | 2024-07-12 |
| Test Engineer | Ajin Fan | Temp./Humidity | 25.5°C/46.4% |
| Factor | BBHA 9120D_1457_1-18GHz | Polarity | Horizontal |
| EUT | Mobile Computer | Test Voltage | By Battery |
| Test Mode | Transmit by 802.11ac-VHT40 at 5190MHz | | |

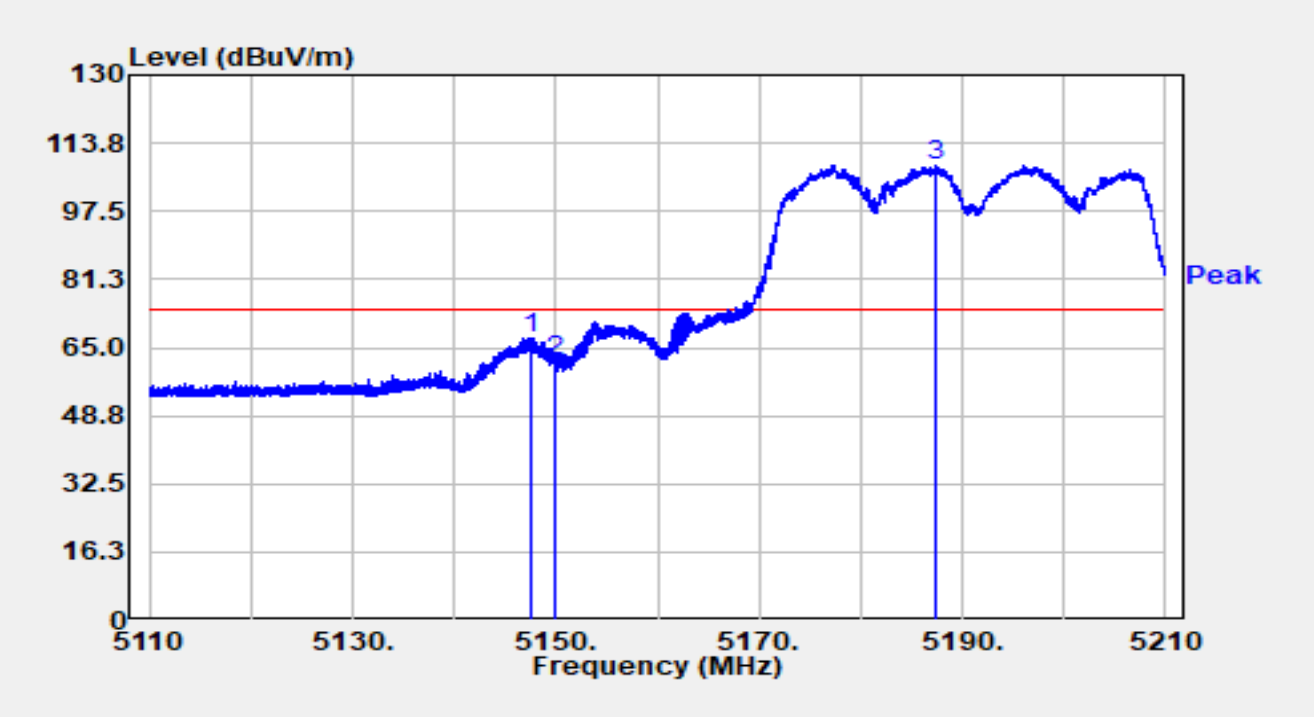


| No | Mark | Frequency (MHz) | Reading (dBμV) | C.F (dB/m) | Measurement (dBμV/m) | Margin (dB) | Limit (dBμV/m) | Detector |
|---|---|---|---|---|---|---|---|---|
| 1 | | 5147.510 | 47.53 | 19.77 | 67.30 | -6.70 | 74.00 | Peak |
| 2 | | 5150.000 | 42.17 | 19.78 | 61.95 | -12.05 | 74.00 | Peak |
| 3 | * | 5187.290 | 89.12 | 19.54 | 108.66 | N/A | N/A | Peak |

Notes:

1. " *", means this data is the worst emission level.

2. C.F (dB/m) = Antenna Factor (dB/m) + Cable Loss (dB) + 16dB Attenuation (dB) - AMP (dB).

3. Measurement (dBμV/m) = Reading (dBμV) + C.F (dB/m).

| | | | |
|---|---|---|---|
| Site | WZ-AC2 | Test Date | 2024-07-12 |
| Test Engineer | Ajin Fan | Temp./Humidity | 25.5°C/46.4% |
| Factor | BBHA 9120D_1457_1-18GHz | Polarity | Horizontal |
| EUT | Mobile Computer | Test Voltage | By Battery |
| Test Mode | Transmit by 802.11ac-VHT40 at 5190MHz | | |

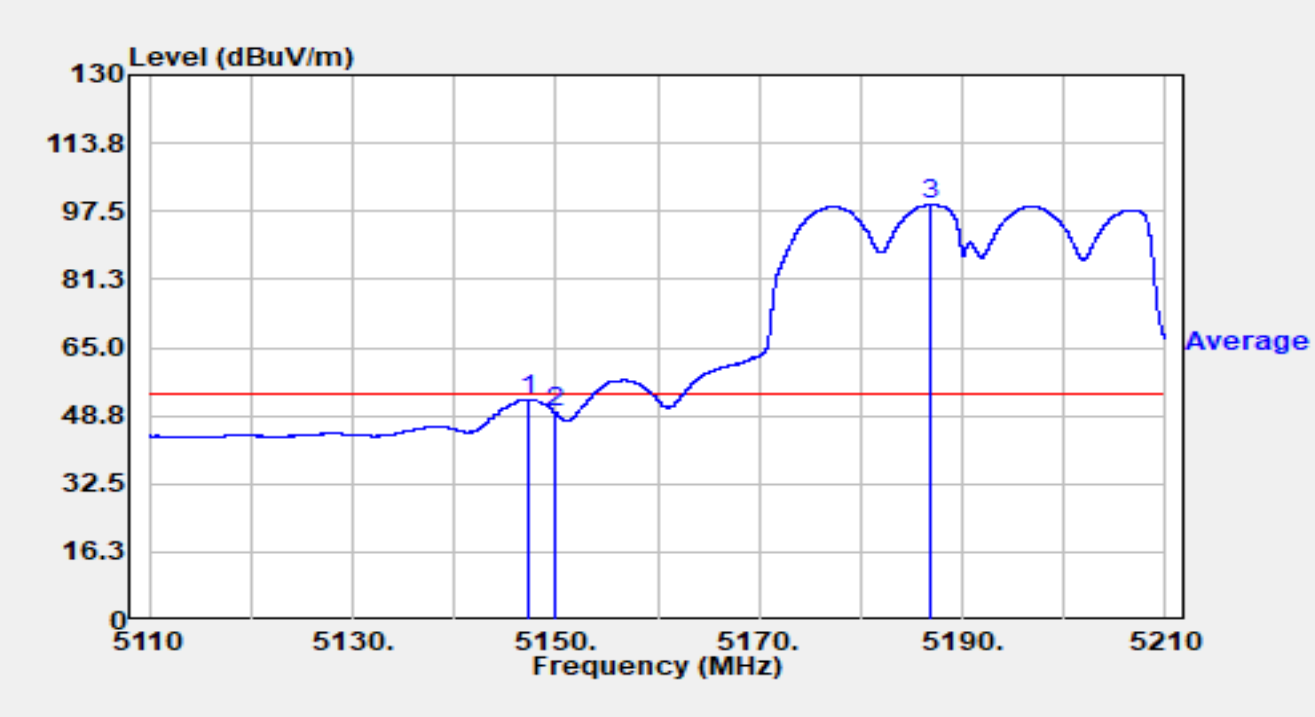


| No | Mark | Frequency (MHz) | Reading (dBµV) | C.F (dB/m) | Measurement (dBµV/m) | Margin (dB) | Limit (dBµV/m) | Detector |
|---|---|---|---|---|---|---|---|---|
| 1 | | 5147.410 | 32.79 | 19.76 | 52.56 | -1.44 | 54.00 | Average |
| 2 | | 5150.000 | 29.59 | 19.78 | 49.37 | -4.63 | 54.00 | Average |
| 3 | * | 5186.790 | 79.50 | 19.55 | 99.04 | N/A | N/A | Average |

Notes:

1. " *", means this data is the worst emission level.

2. C.F (dB/m) = Antenna Factor (dB/m) + Cable Loss (dB) + 16dB Attenuation (dB) - AMP (dB).

3. Measurement (dBµV/m) = Reading (dBµV) + C.F (dB/m).

| | | | |
|---|---|---|---|
| Site | WZ-AC2 | Test Date | 2024-07-12 |
| Test Engineer | Ajin Fan | Temp./Humidity | 25.5°C/46.4% |
| Factor | BBHA 9120D_1457_1-18GHz | Polarity | Vertical |
| EUT | Mobile Computer | Test Voltage | By Battery |
| Test Mode | Transmit by 802.11ac-VHT40 at 5190MHz | | |

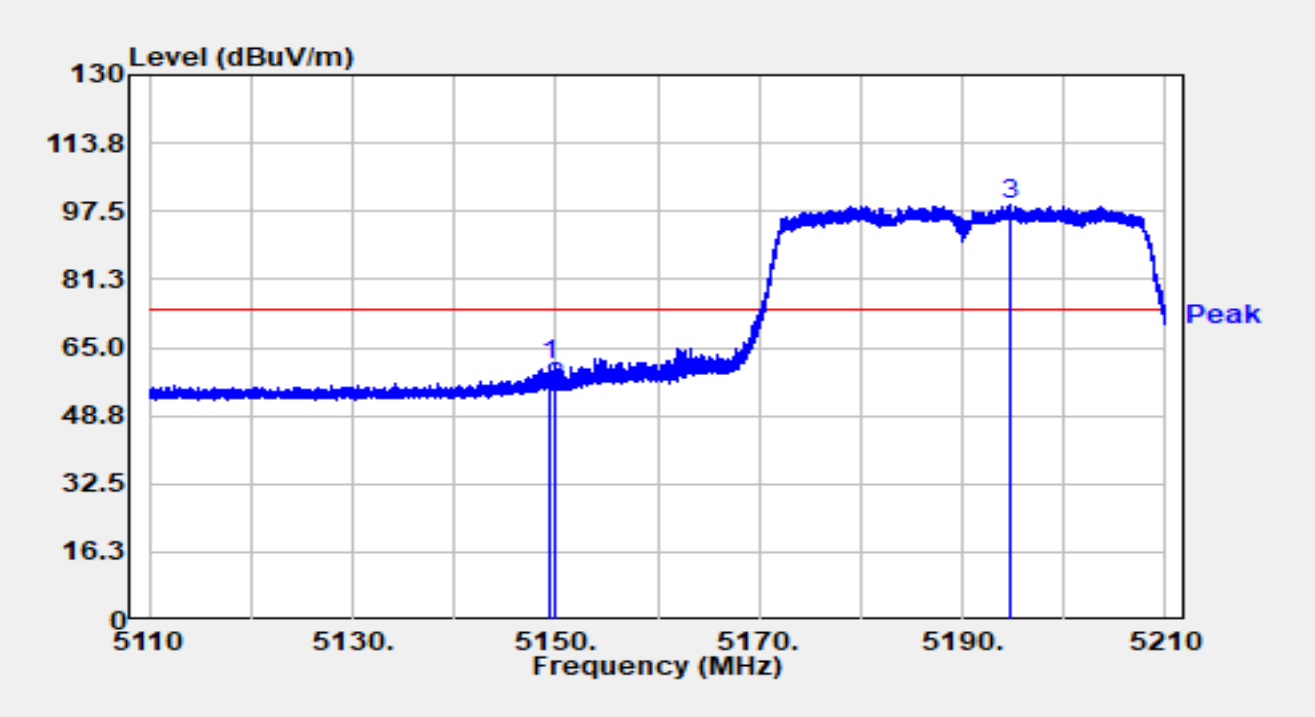


| No | Mark | Frequency (MHz) | Reading (dBμV) | C.F (dB/m) | Measurement (dBμV/m) | Margin (dB) | Limit (dBμV/m) | Detector |
|---|---|---|---|---|---|---|---|---|
| 1 | | 5149.500 | 40.90 | 19.78 | 60.68 | -13.32 | 74.00 | Peak |
| 2 | | 5150.000 | 35.66 | 19.78 | 55.44 | -18.56 | 74.00 | Peak |
| 3 | * | 5194.810 | 79.61 | 19.38 | 98.99 | N/A | N/A | Peak |

Notes:

1. " *", means this data is the worst emission level.

2. C.F (dB/m) = Antenna Factor (dB/m) + Cable Loss (dB) + 16dB Attenuation (dB) - AMP (dB).

3. Measurement (dBμV/m) = Reading (dBμV) + C.F (dB/m).

| | | | |
|---|---|---|---|
| Site | WZ-AC2 | Test Date | 2024-07-12 |
| Test Engineer | Ajin Fan | Temp./Humidity | 25.5°C/46.4% |
| Factor | BBHA 9120D_1457_1-18GHz | Polarity | Vertical |
| EUT | Mobile Computer | Test Voltage | By Battery |
| Test Mode | Transmit by 802.11ac-VHT40 at 5190MHz | | |

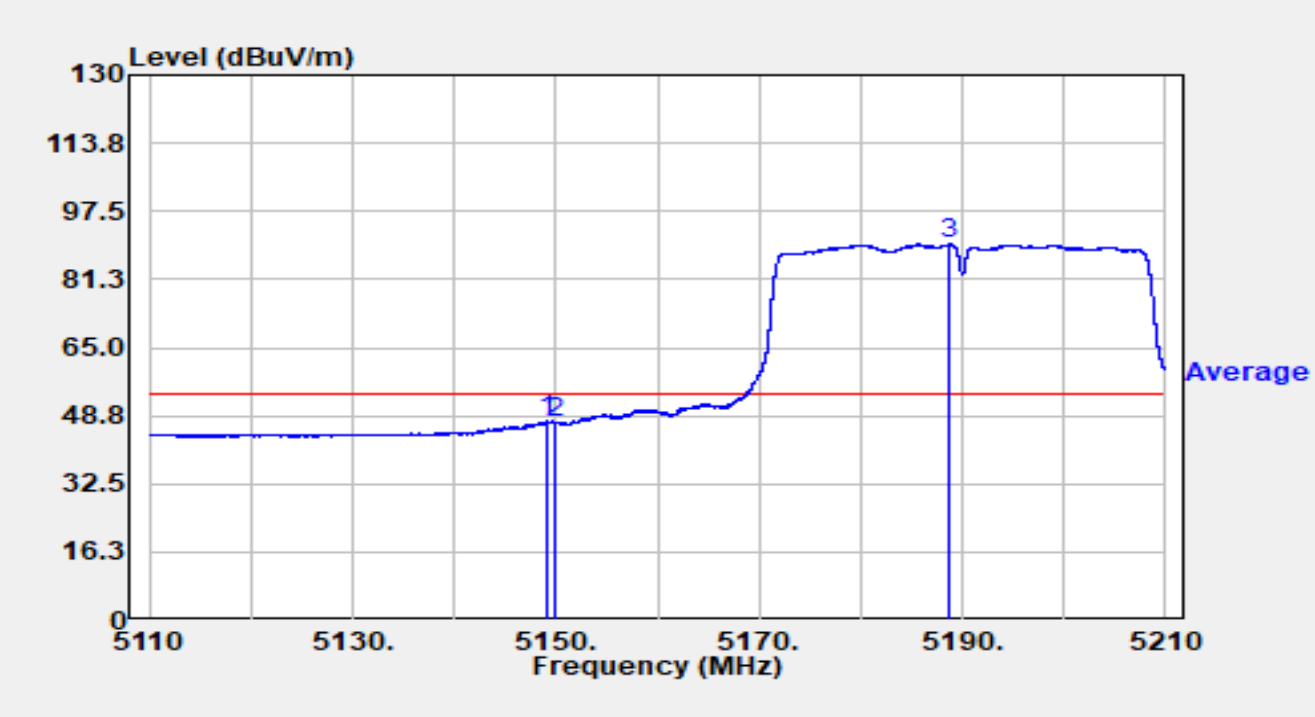


| No | Mark | Frequency (MHz) | Reading (dBµV) | C.F (dB/m) | Measurement (dBµV/m) | Margin (dB) | Limit (dBµV/m) | Detector |
|---|---|---|---|---|---|---|---|---|
| 1 | | 5149.230 | 27.58 | 19.78 | 47.36 | -6.64 | 54.00 | Average |
| 2 | | 5150.000 | 27.38 | 19.78 | 47.16 | -6.84 | 54.00 | Average |
| 3 | * | 5188.750 | 70.36 | 19.51 | 89.86 | N/A | N/A | Average |

Notes:

1. " *", means this data is the worst emission level.

2. C.F (dB/m) = Antenna Factor (dB/m) + Cable Loss (dB) + 16dB Attenuation (dB) - AMP (dB).

3. Measurement (dBµV/m) = Reading (dBµV) + C.F (dB/m).

| | | | |
|---|---|---|---|
| Site | WZ-AC2 | Test Date | 2024-07-12 |
| Test Engineer | Ajin Fan | Temp./Humidity | 25.5°C/46.4% |
| Factor | BBHA 9120D_1457_1-18GHz | Polarity | Horizontal |
| EUT | Mobile Computer | Test Voltage | By Battery |
| Test Mode | Transmit by 802.11ac-VHT40 at 5310MHz | | |

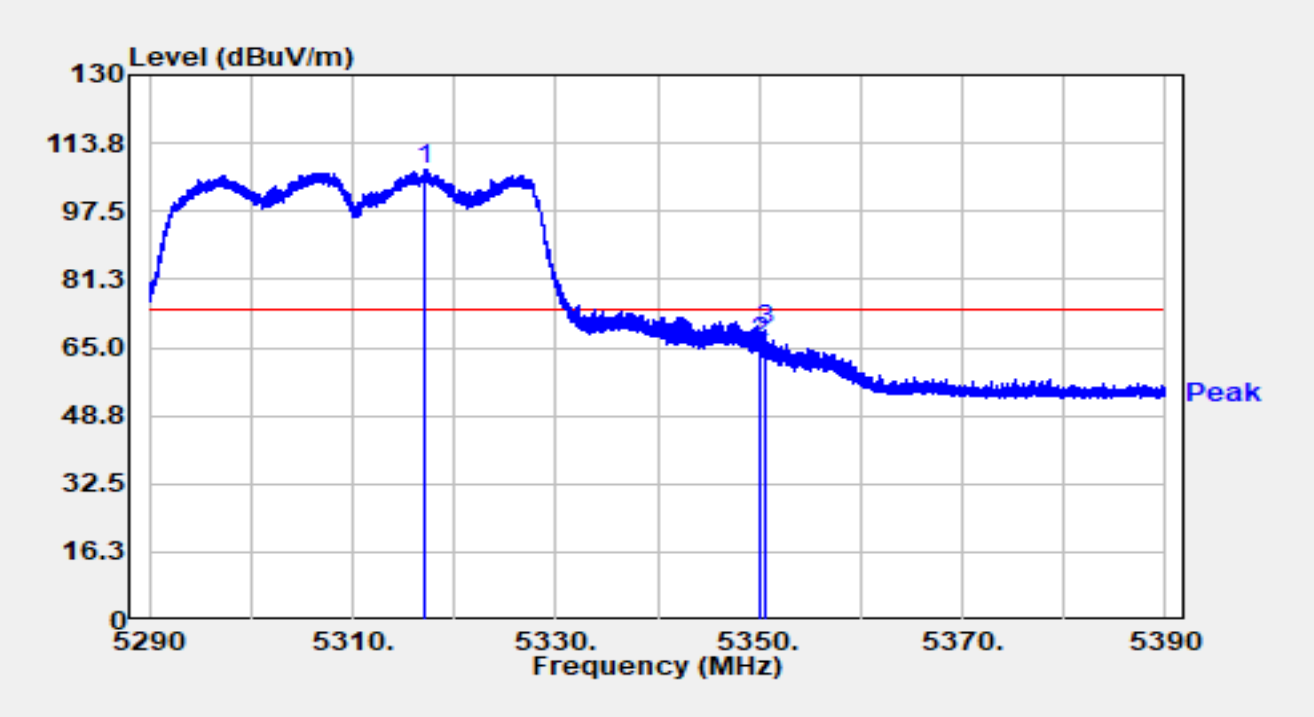


| No | Mark | Frequency (MHz) | Reading (dBμV) | C.F (dB/m) | Measurement (dBμV/m) | Margin (dB) | Limit (dBμV/m) | Detector |
|---|---|---|---|---|---|---|---|---|
| 1 | * | 5317.010 | 87.93 | 19.67 | 107.61 | N/A | N/A | Peak |
| 2 | | 5350.000 | 46.69 | 19.32 | 66.01 | -7.99 | 74.00 | Peak |
| 3 | | 5350.700 | 49.72 | 19.31 | 69.02 | -4.98 | 74.00 | Peak |

Notes:

1. " *", means this data is the worst emission level.

2. C.F (dB/m) = Antenna Factor (dB/m) + Cable Loss (dB) + 16dB Attenuation (dB) - AMP (dB).

3. Measurement (dBμV/m) = Reading (dBμV) + C.F (dB/m).

| | | | |
|---|---|---|---|
| Site | WZ-AC2 | Test Date | 2024-07-12 |
| Test Engineer | Ajin Fan | Temp./Humidity | 25.5°C/46.4% |
| Factor | BBHA 9120D_1457_1-18GHz | Polarity | Horizontal |
| EUT | Mobile Computer | Test Voltage | By Battery |
| Test Mode | Transmit by 802.11ac-VHT40 at 5310MHz | | |

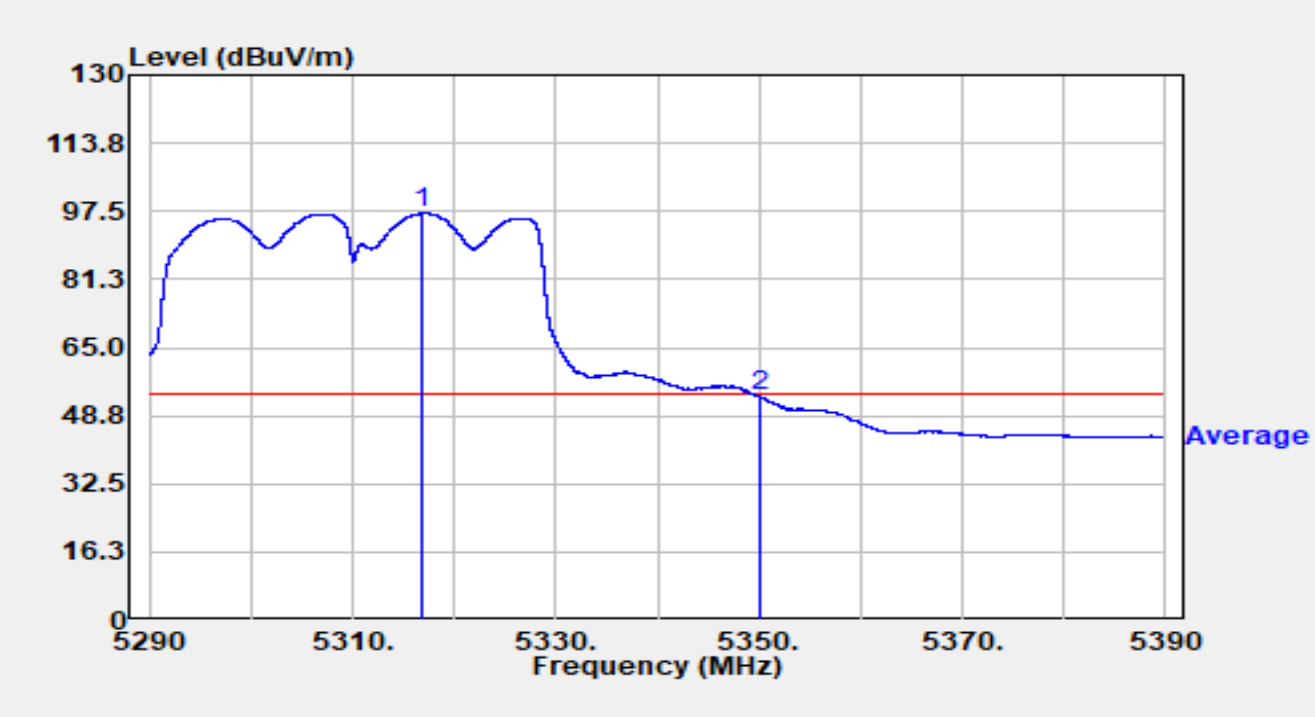


| No | Mark | Frequency (MHz) | Reading (dBμV) | C.F (dB/m) | Measurement (dBμV/m) | Margin (dB) | Limit (dBμV/m) | Detector |
|---|---|---|---|---|---|---|---|---|
| 1 | * | 5316.880 | 77.36 | 19.67 | 97.03 | N/A | N/A | Average |
| 2 | | 5350.000 | 34.00 | 19.32 | 53.32 | -0.68 | 54.00 | Average |

Notes:

1. " *", means this data is the worst emission level.
2. C.F (dB/m) = Antenna Factor (dB/m) + Cable Loss (dB) + 16dB Attenuation (dB) - AMP (dB).
3. Measurement (dBμV/m) = Reading (dBμV) + C.F (dB/m).

| | | | |
|---|---|---|---|
| Site | WZ-AC2 | Test Date | 2024-07-12 |
| Test Engineer | Ajin Fan | Temp./Humidity | 25.5°C/46.4% |
| Factor | BBHA 9120D_1457_1-18GHz | Polarity | Vertical |
| EUT | Mobile Computer | Test Voltage | By Battery |
| Test Mode | Transmit by 802.11ac-VHT40 at 5310MHz | | |

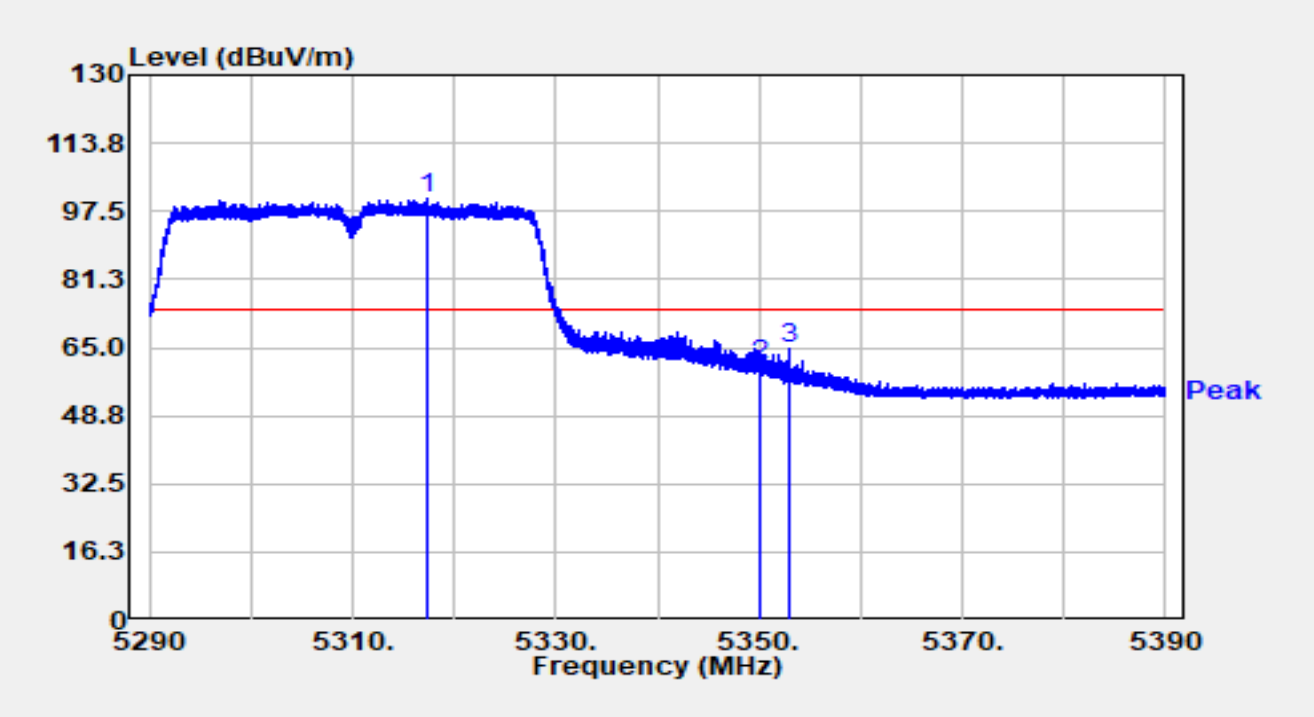


| No | Mark | Frequency (MHz) | Reading (dBμV) | C.F (dB/m) | Measurement (dBμV/m) | Margin (dB) | Limit (dBμV/m) | Detector |
|---|---|---|---|---|---|---|---|---|
| 1 | * | 5317.380 | 80.94 | 19.68 | 100.62 | N/A | N/A | Peak |
| 2 | | 5350.000 | 41.45 | 19.32 | 60.77 | -13.23 | 74.00 | Peak |
| 3 | | 5352.920 | 45.41 | 19.27 | 64.68 | -9.32 | 74.00 | Peak |

Notes:

1. " *", means this data is the worst emission level.

2. C.F (dB/m) = Antenna Factor (dB/m) + Cable Loss (dB) + 16dB Attenuation (dB) - AMP (dB).

3. Measurement (dBμV/m) = Reading (dBμV) + C.F (dB/m).

| | | | |
|---|---|---|---|
| Site | WZ-AC2 | Test Date | 2024-07-12 |
| Test Engineer | Ajin Fan | Temp./Humidity | 25.5°C/46.4% |
| Factor | BBHA 9120D_1457_1-18GHz | Polarity | Vertical |
| EUT | Mobile Computer | Test Voltage | By Battery |
| Test Mode | Transmit by 802.11ac-VHT40 at 5310MHz | | |

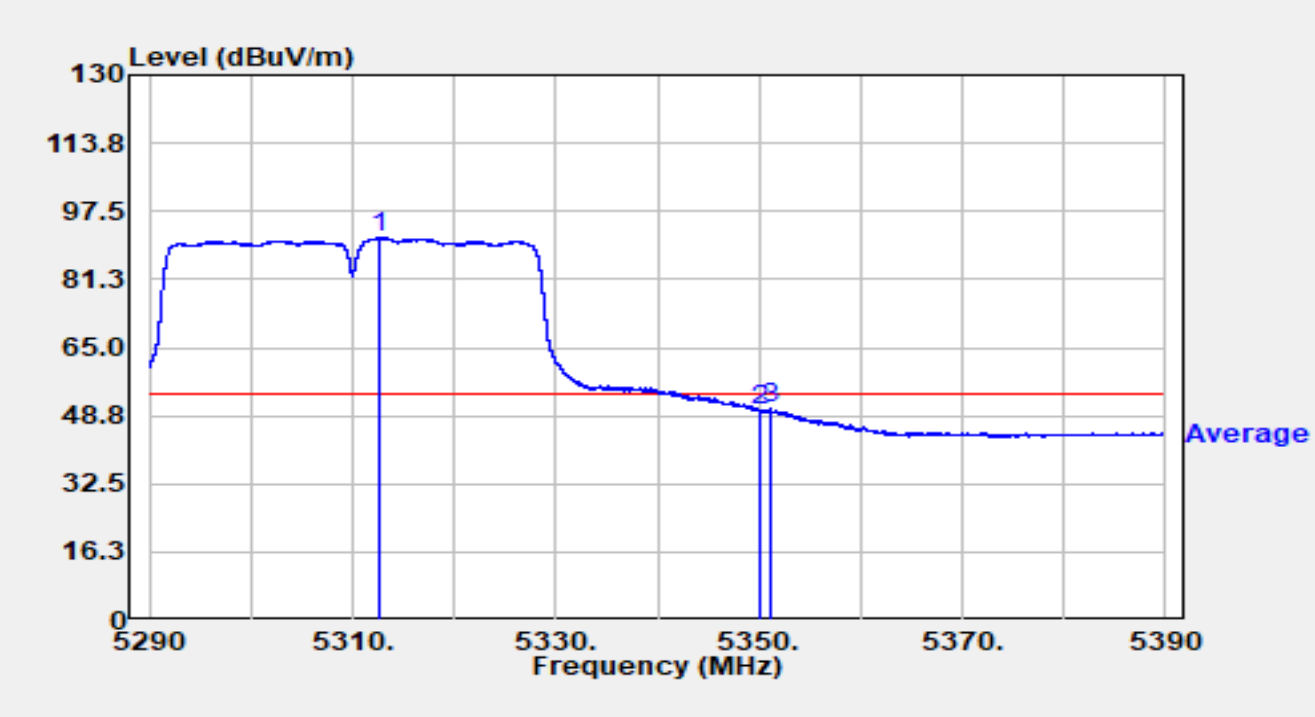


| No | Mark | Frequency (MHz) | Reading (dBμV) | C.F (dB/m) | Measurement (dBμV/m) | Margin (dB) | Limit (dBμV/m) | Detector |
|---|---|---|---|---|---|---|---|---|
| 1 | * | 5312.690 | 71.64 | 19.57 | 91.21 | N/A | N/A | Average |
| 2 | | 5350.000 | 30.76 | 19.32 | 50.09 | -3.91 | 54.00 | Average |
| 3 | | 5351.060 | 31.07 | 19.30 | 50.36 | -3.64 | 54.00 | Average |

Notes:

1. " *", means this data is the worst emission level.

2. C.F (dB/m) = Antenna Factor (dB/m) + Cable Loss (dB) + 16dB Attenuation (dB) - AMP (dB).

3. Measurement (dBμV/m) = Reading (dBμV) + C.F (dB/m)

| | | | |
|---|---|---|---|
| Site | WZ-AC2 | Test Date | 2024-07-12 |
| Test Engineer | Ajin Fan | Temp./Humidity | 25.5°C/46.4% |
| Factor | BBHA 9120D_1457_1-18GHz | Polarity | Horizontal |
| EUT | Mobile Computer | Test Voltage | By Battery |
| Test Mode | Transmit by 802.11ac-VHT40 at 5510MHz | | |

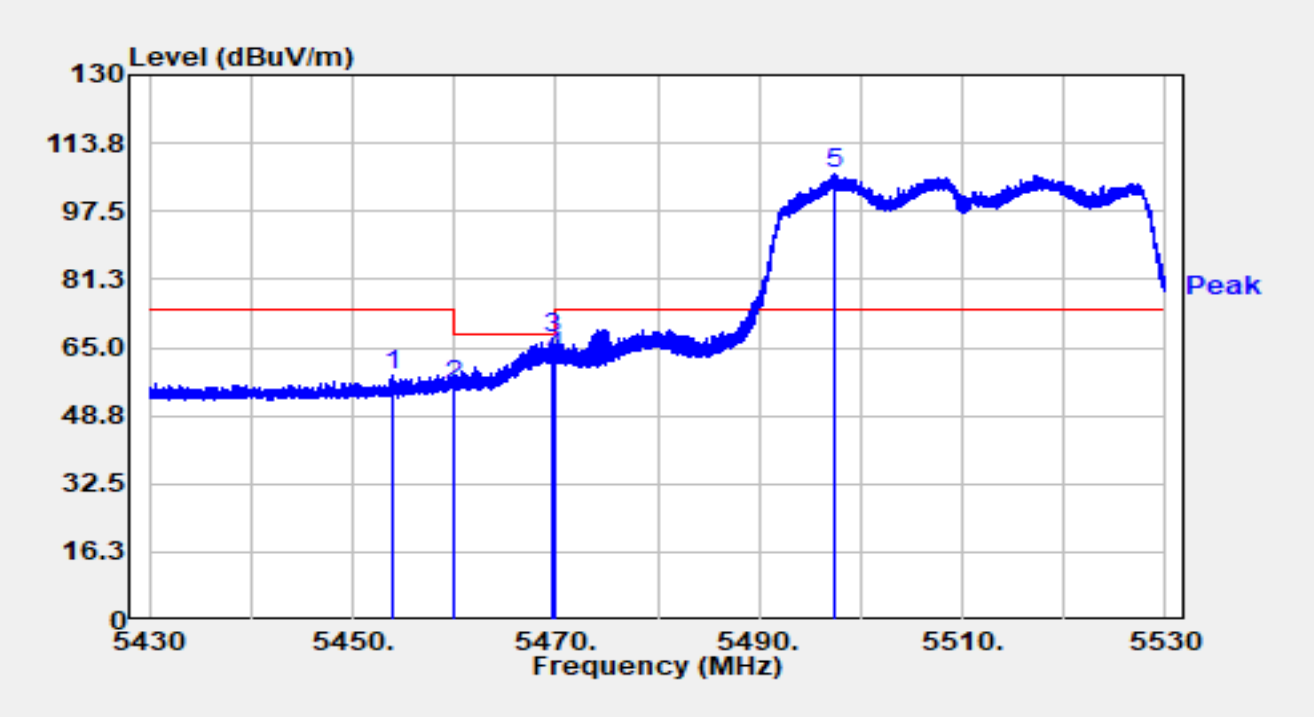


| No | Mark | Frequency (MHz) | Reading (dBμV) | C.F (dB/m) | Measurement (dBμV/m) | Margin (dB) | Limit (dBμV/m) | Detector |
|---|---|---|---|---|---|---|---|---|
| 1 | | 5453.880 | 38.72 | 19.49 | 58.22 | -15.78 | 74.00 | Peak |
| 2 | | 5460.000 | 36.54 | 19.61 | 56.15 | -12.05 | 68.20 | Peak |
| 3 | | 5469.580 | 47.53 | 19.79 | 67.32 | -0.88 | 68.20 | Peak |
| 4 | | 5470.000 | 42.97 | 19.80 | 62.77 | -5.43 | 68.20 | Peak |
| 5 | * | 5497.380 | 86.81 | 19.65 | 106.46 | N/A | N/A | Peak |

Notes:

1. " *", means this data is the worst emission level.

2. C.F (dB/m) = Antenna Factor (dB/m) + Cable Loss (dB) + 16dB Attenuation (dB) - AMP (dB).

3. Measurement (dBμV/m) = Reading (dBμV) + C.F (dB/m).

| | | | |
|---|---|---|---|
| Site | WZ-AC2 | Test Date | 2024-07-12 |
| Test Engineer | Ajin Fan | Temp./Humidity | 25.5°C/46.4% |
| Factor | BBHA 9120D_1457_1-18GHz | Polarity | Horizontal |
| EUT | Mobile Computer | Test Voltage | By Battery |
| Test Mode | Transmit by 802.11ac-VHT40 at 5510MHz | | |

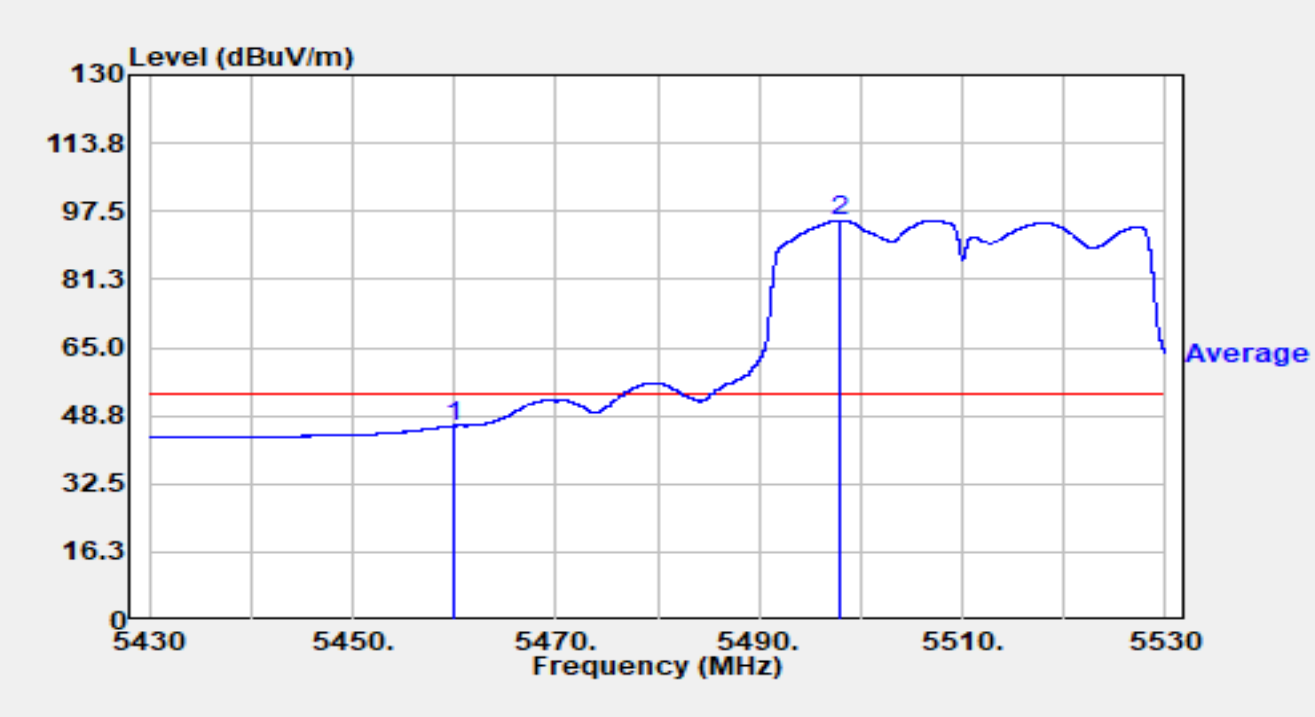


| No | Mark | Frequency (MHz) | Reading (dBµV) | C.F (dB/m) | Measurement (dBµV/m) | Margin (dB) | Limit (dBµV/m) | Detector |
|---|---|---|---|---|---|---|---|---|
| 1 | | 5460.000 | 26.71 | 19.61 | 46.32 | -7.68 | 54.00 | Average |
| 2 | * | 5498.010 | 75.74 | 19.65 | 95.39 | N/A | N/A | Average |

Notes:

1. " *", means this data is the worst emission level.
2. C.F (dB/m) = Antenna Factor (dB/m) + Cable Loss (dB) + 16dB Attenuation (dB) - AMP (dB).
3. Measurement (dBµV/m) = Reading (dBµV) + C.F (dB/m).

| | | | |
|---|---|---|---|
| Site | WZ-AC2 | Test Date | 2024-07-12 |
| Test Engineer | Ajin Fan | Temp./Humidity | 25.5°C/46.4% |
| Factor | BBHA 9120D_1457_1-18GHz | Polarity | Vertical |
| EUT | Mobile Computer | Test Voltage | By Battery |
| Test Mode | Transmit by 802.11ac-VHT40 at 5510MHz | | |

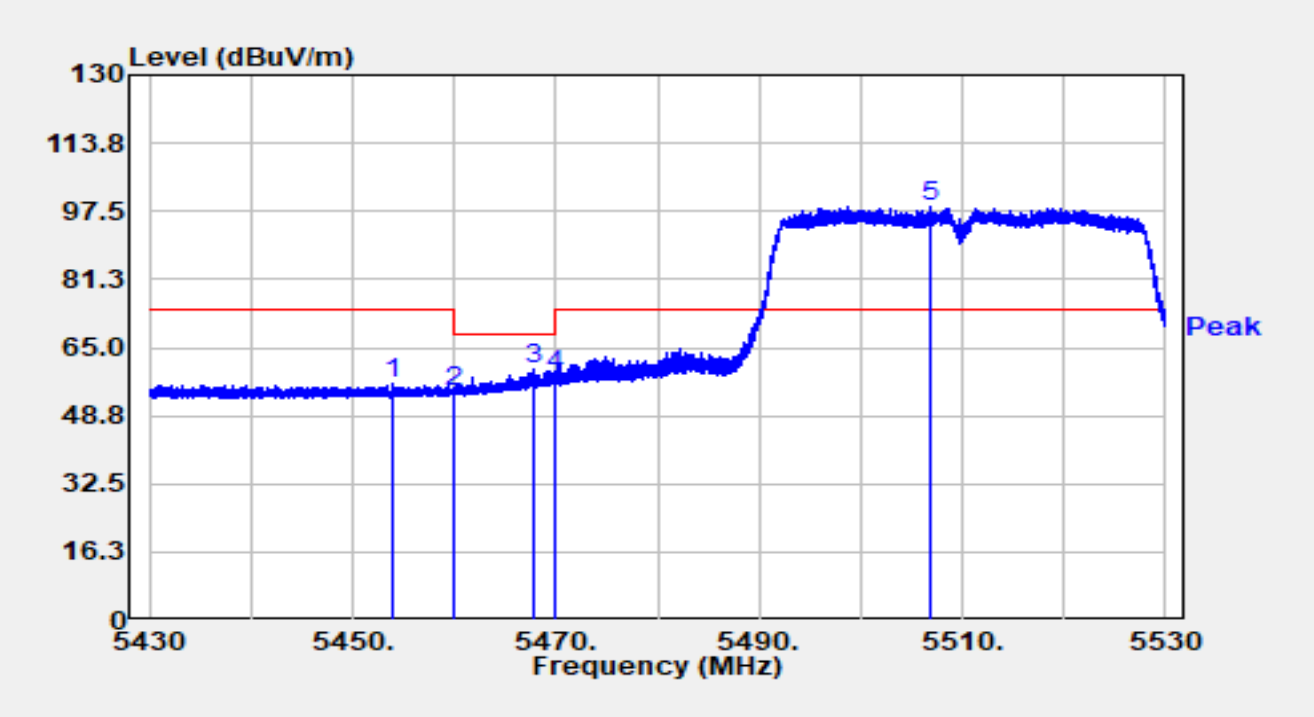


| No | Mark | Frequency (MHz) | Reading (dBμV) | C.F (dB/m) | Measurement (dBμV/m) | Margin (dB) | Limit (dBμV/m) | Detector |
|---|---|---|---|---|---|---|---|---|
| 1 | | 5453.870 | 36.82 | 19.49 | 56.31 | -17.69 | 74.00 | Peak |
| 2 | | 5460.000 | 35.01 | 19.61 | 54.62 | -13.58 | 68.20 | Peak |
| 3 | | 5467.900 | 39.93 | 19.76 | 59.69 | -8.51 | 68.20 | Peak |
| 4 | | 5470.000 | 38.45 | 19.80 | 58.25 | -9.95 | 68.20 | Peak |
| 5 | * | 5506.930 | 78.94 | 19.53 | 98.47 | N/A | N/A | Peak |

Notes:

1. " *", means this data is the worst emission level.

2. C.F (dB/m) = Antenna Factor (dB/m) + Cable Loss (dB) + 16dB Attenuation (dB) - AMP (dB).

3. Measurement (dBμV/m) = Reading (dBμV) + C.F (dB/m).

| | | | |
|---|---|---|---|
| Site | WZ-AC2 | Test Date | 2024-07-12 |
| Test Engineer | Ajin Fan | Temp./Humidity | 25.5°C/46.4% |
| Factor | BBHA 9120D_1457_1-18GHz | Polarity | Vertical |
| EUT | Mobile Computer | Test Voltage | By Battery |
| Test Mode | Transmit by 802.11ac-VHT40 at 5510MHz | | |

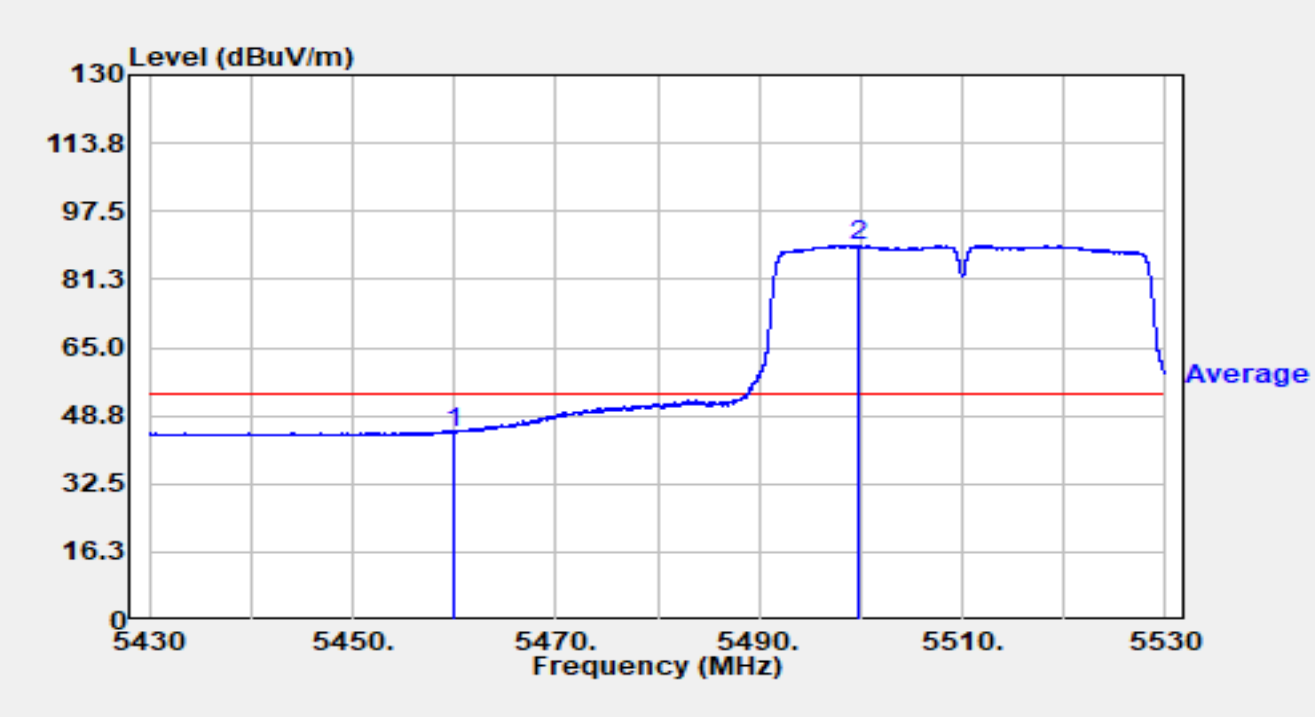


| No | Mark | Frequency (MHz) | Reading (dBμV) | C.F (dB/m) | Measurement (dBμV/m) | Margin (dB) | Limit (dBμV/m) | Detector |
|---|---|---|---|---|---|---|---|---|
| 1 | | 5460.000 | 25.26 | 19.61 | 44.87 | -9.13 | 54.00 | Average |
| 2 | * | 5499.820 | 69.70 | 19.63 | 89.32 | N/A | N/A | Average |

Notes:

1. " *", means this data is the worst emission level.

2. C.F (dB/m) = Antenna Factor (dB/m) + Cable Loss (dB) + 16dB Attenuation (dB) - AMP (dB).

3. Measurement (dBμV/m) = Reading (dBμV) + C.F (dB/m).

| | | | |
|---|---|---|---|
| Site | WZ-AC2 | Test Date | 2024-07-12 |
| Test Engineer | Ajin Fan | Temp./Humidity | 25.5°C/46.4% |
| Factor | BBHA 9120D_1457_1-18GHz | Polarity | Horizontal |
| EUT | Mobile Computer | Test Voltage | By Battery |
| Test Mode | Transmit by 802.11ac-VHT40 at 5670MHz | | |

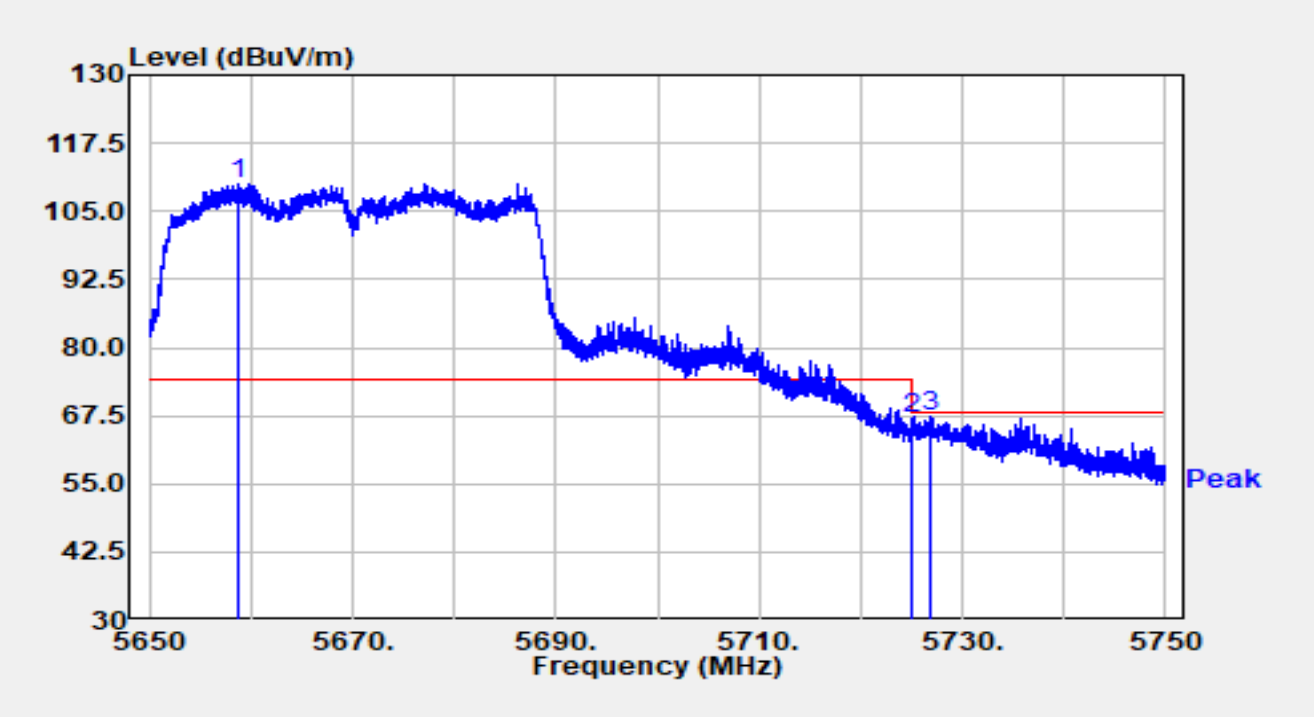


| No | Mark | Frequency (MHz) | Reading (dBμV) | C.F (dB/m) | Measurement (dBμV/m) | Margin (dB) | Limit (dBμV/m) | Detector |
|---|---|---|---|---|---|---|---|---|
| 1 | * | 5658.660 | 89.67 | 20.43 | 110.10 | N/A | N/A | Peak |
| 2 | | 5725.000 | 45.68 | 21.13 | 66.82 | -1.38 | 68.20 | Peak |
| 3 | | 5726.920 | 46.19 | 21.13 | 67.33 | -0.87 | 68.20 | Peak |

Notes:

1. " *", means this data is the worst emission level.

2. C.F (dB/m) = Antenna Factor (dB/m) + Cable Loss (dB) + 16dB Attenuation (dB) - AMP (dB).

3. Measurement (dBμV/m) = Reading (dBμV) + C.F (dB/m).

| | | | |
|---|---|---|---|
| Site | WZ-AC2 | Test Date | 2024-07-12 |
| Test Engineer | Ajin Fan | Temp./Humidity | 25.5°C/46.4% |
| Factor | BBHA 9120D_1457_1-18GHz | Polarity | Vertical |
| EUT | Mobile Computer | Test Voltage | By Battery |
| Test Mode | Transmit by 802.11ac-VHT40 at 5670MHz | | |

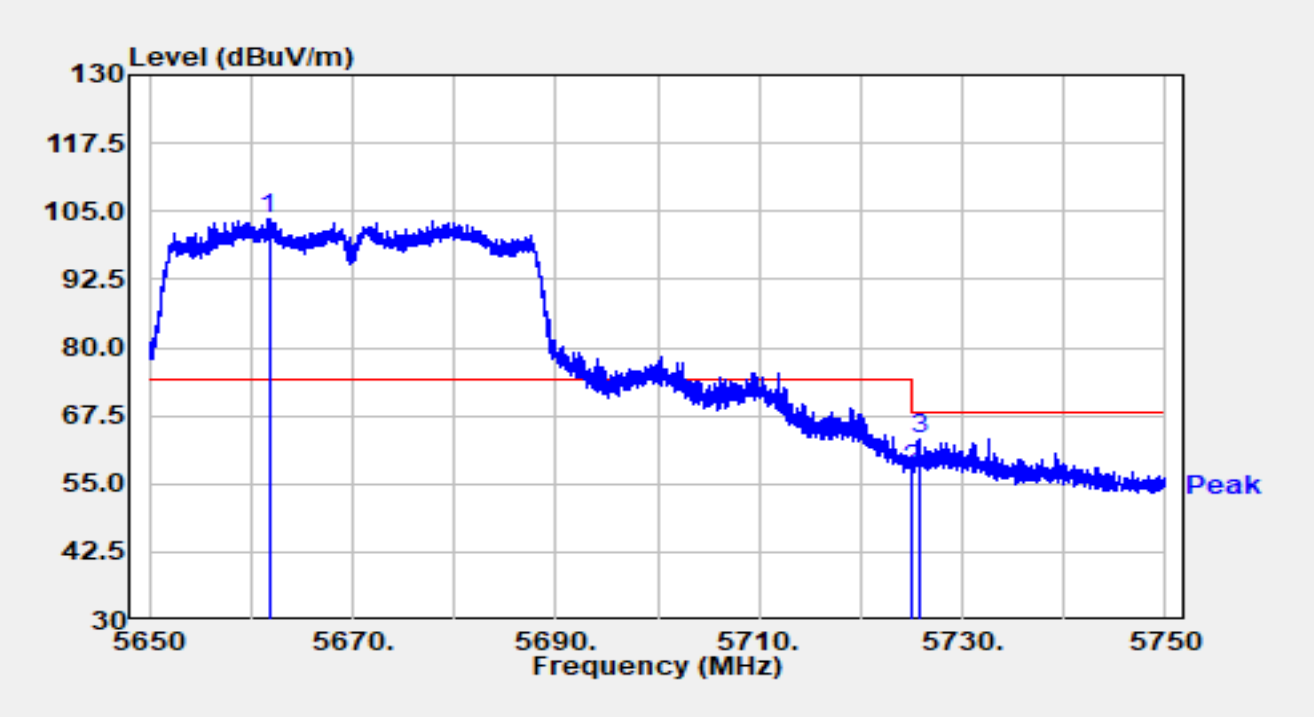


| No | Mark | Frequency (MHz) | Reading (dBμV) | C.F (dB/m) | Measurement (dBμV/m) | Margin (dB) | Limit (dBμV/m) | Detector |
|---|---|---|---|---|---|---|---|---|
| 1 | * | 5661.760 | 83.25 | 20.43 | 103.68 | N/A | N/A | Peak |
| 2 | | 5725.000 | 36.58 | 21.13 | 57.72 | -10.48 | 68.20 | Peak |
| 3 | | 5725.690 | 42.16 | 21.14 | 63.30 | -4.90 | 68.20 | Peak |

Notes:

1. " *", means this data is the worst emission level.

2. C.F (dB/m) = Antenna Factor (dB/m) + Cable Loss (dB) + 16dB Attenuation (dB) - AMP (dB).

3. Measurement (dBμV/m) = Reading (dBμV) + C.F (dB/m).

| | | | |
|---|---|---|---|
| Site | WZ-AC2 | Test Date | 2024-07-12 |
| Test Engineer | Ajin Fan | Temp./Humidity | 25.5°C/46.4% |
| Factor | BBHA 9120D_1457_1-18GHz | Polarity | Horizontal |
| EUT | Mobile Computer | Test Voltage | By Battery |
| Test Mode | Transmit by 802.11ac-VHT40 at 5755MHz | | |

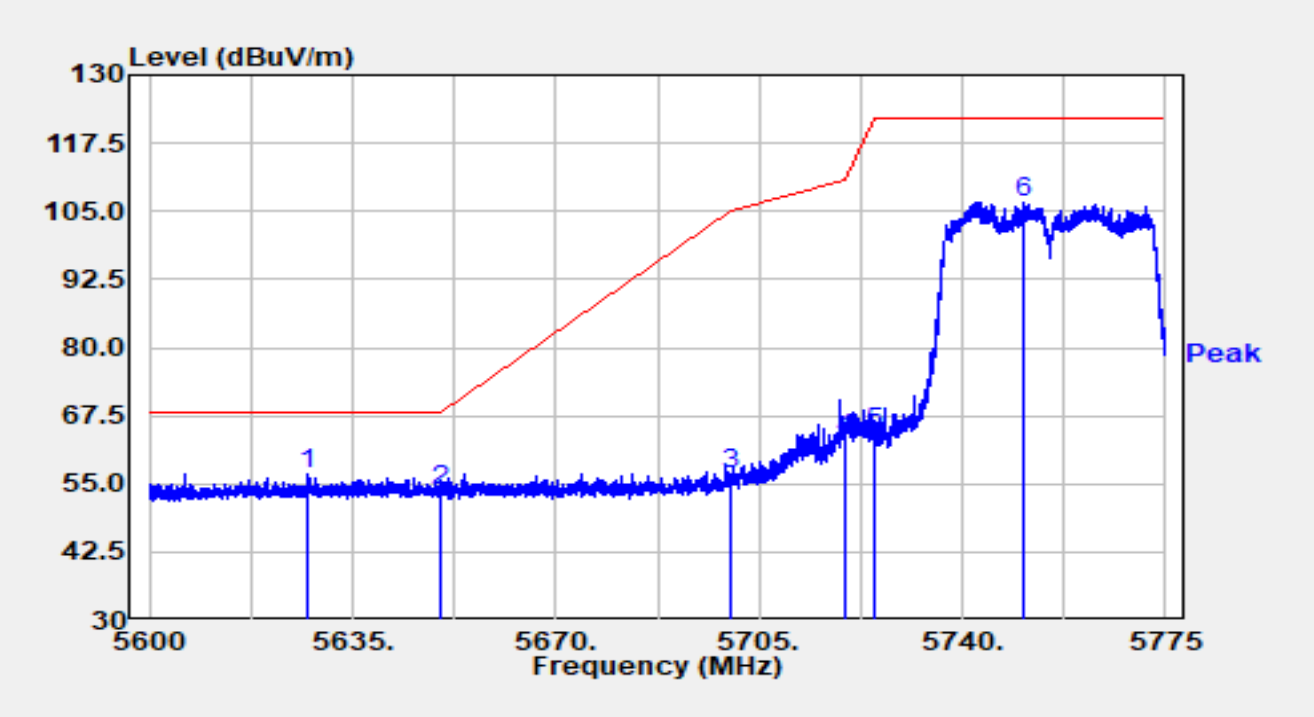


| No | Mark | Frequency (MHz) | Reading (dBμV) | C.F (dB/m) | Measurement (dBμV/m) | Margin (dB) | Limit (dBμV/m) | Detector |
|---|---|---|---|---|---|---|---|---|
| 1 | * | 5627.090 | 36.27 | 20.45 | 56.72 | -11.48 | 68.20 | Peak |
| 2 | | 5650.000 | 33.44 | 20.50 | 53.94 | -14.26 | 68.20 | Peak |
| 3 | | 5700.000 | 36.04 | 20.86 | 56.90 | -48.30 | 105.20 | Peak |
| 4 | | 5720.000 | 42.00 | 21.09 | 63.10 | -47.70 | 110.80 | Peak |
| 5 | | 5725.000 | 43.29 | 21.13 | 64.42 | -57.78 | 122.20 | Peak |
| 6 | | 5750.640 | 85.71 | 20.99 | 106.71 | N/A | N/A | Peak |

Notes:

1. " *", means this data is the worst emission level.
2. C.F (dB/m) = Antenna Factor (dB/m) + Cable Loss (dB) + 16dB Attenuation (dB) - AMP (dB).
3. Measurement (dBμV/m) = Reading (dBμV) + C.F (dB/m).

| | | | |
|---|---|---|---|
| Site | WZ-AC2 | Test Date | 2024-07-12 |
| Test Engineer | Ajin Fan | Temp./Humidity | 25.5°C/46.4% |
| Factor | BBHA 9120D_1457_1-18GHz | Polarity | Vertical |
| EUT | Mobile Computer | Test Voltage | By Battery |
| Test Mode | Transmit by 802.11ac-VHT40 at 5755MHz | | |

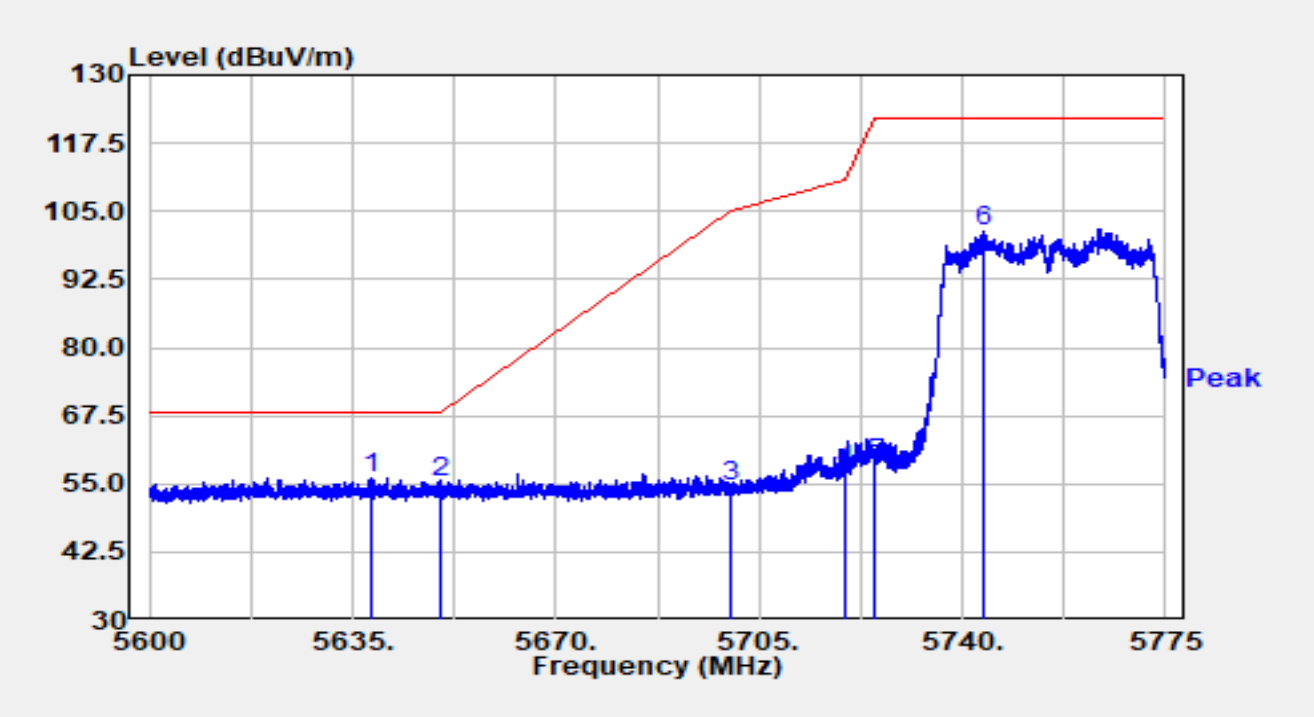


| No | Mark | Frequency (MHz) | Reading (dBμV) | C.F (dB/m) | Measurement (dBμV/m) | Margin (dB) | Limit (dBμV/m) | Detector |
|---|---|---|---|---|---|---|---|---|
| 1 | * | 5638.325 | 35.46 | 20.56 | 56.02 | -12.18 | 68.20 | Peak |
| 2 | | 5650.000 | 34.66 | 20.50 | 55.16 | -13.04 | 68.20 | Peak |
| 3 | | 5700.000 | 33.68 | 20.86 | 54.54 | -50.66 | 105.20 | Peak |
| 4 | | 5720.000 | 36.57 | 21.09 | 57.66 | -53.14 | 110.80 | Peak |
| 5 | | 5725.000 | 37.60 | 21.13 | 58.74 | -63.46 | 122.20 | Peak |
| 6 | | 5743.623 | 80.34 | 20.96 | 101.30 | N/A | N/A | Peak |

Notes:

1. " *", means this data is the worst emission level.
2. C.F (dB/m) = Antenna Factor (dB/m) + Cable Loss (dB) + 16dB Attenuation (dB) - AMP (dB).
3. Measurement (dBμV/m) = Reading (dBμV) + C.F (dB/m).

| | | | |
|---|---|---|---|
| Site | WZ-AC2 | Test Date | 2024-07-12 |
| Test Engineer | Ajin Fan | Temp./Humidity | 25.5°C/46.4% |
| Factor | BBHA 9120D_1457_1-18GHz | Polarity | Horizontal |
| EUT | Mobile Computer | Test Voltage | By Battery |
| Test Mode | Transmit by 802.11ac-VHT40 at 5795MHz | | |

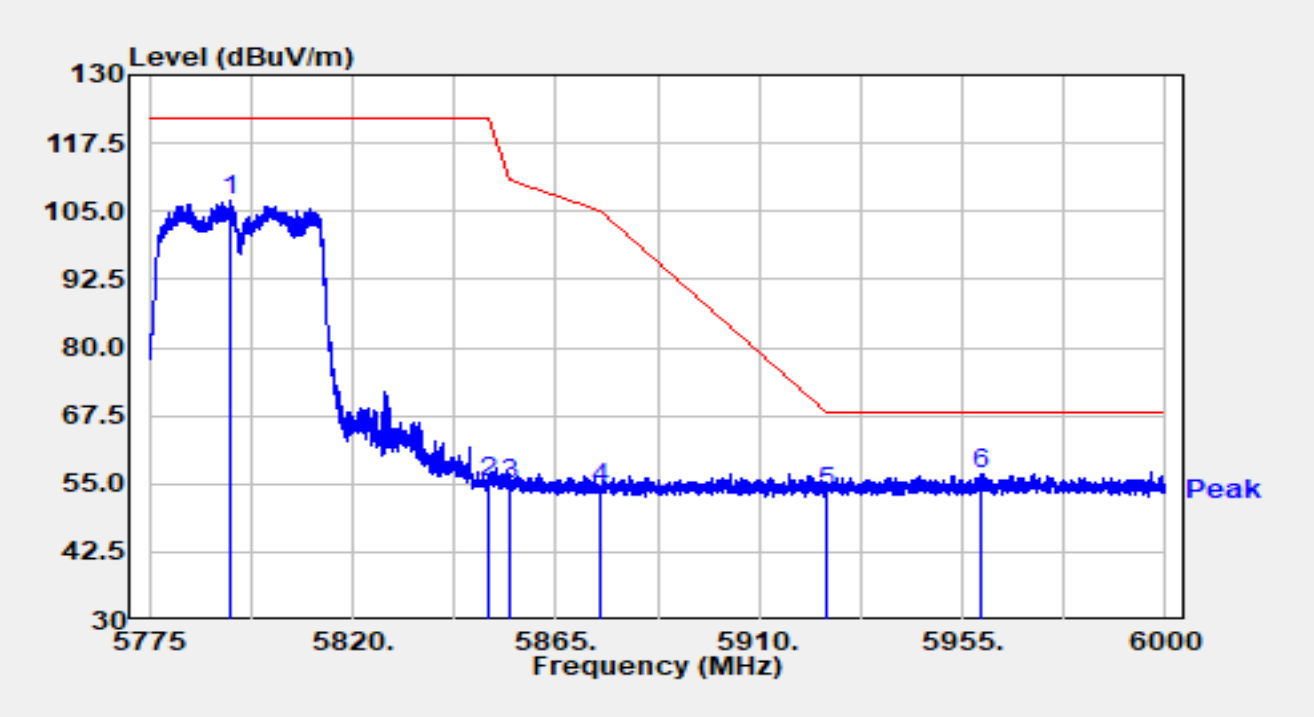


| No | Mark | Frequency (MHz) | Reading (dBμV) | C.F (dB/m) | Measurement (dBμV/m) | Margin (dB) | Limit (dBμV/m) | Detector |
|---|---|---|---|---|---|---|---|---|
| 1 | | 5793.000 | 85.62 | 21.41 | 107.02 | N/A | N/A | Peak |
| 2 | | 5850.000 | 33.92 | 21.41 | 55.33 | -66.87 | 122.20 | Peak |
| 3 | | 5855.000 | 33.39 | 21.46 | 54.85 | -55.95 | 110.80 | Peak |
| 4 | | 5875.000 | 32.66 | 21.51 | 54.17 | -51.03 | 105.20 | Peak |
| 5 | | 5925.000 | 32.04 | 21.51 | 53.54 | -14.66 | 68.20 | Peak |
| 6 | * | 5959.388 | 35.37 | 21.58 | 56.96 | -11.24 | 68.20 | Peak |

Notes:

1. " *", means this data is the worst emission level.
2. C.F (dB/m) = Antenna Factor (dB/m) + Cable Loss (dB) + 16dB Attenuation (dB) - AMP (dB).
3. Measurement (dBμV/m) = Reading (dBμV) + C.F (dB/m).

| | | | |
|---|---|---|---|
| Site | WZ-AC2 | Test Date | 2024-07-12 |
| Test Engineer | Ajin Fan | Temp./Humidity | 25.5°C/46.4% |
| Factor | BBHA 9120D_1457_1-18GHz | Polarity | Vertical |
| EUT | Mobile Computer | Test Voltage | By Battery |
| Test Mode | Transmit by 802.11ac-VHT40 at 5795MHz | | |

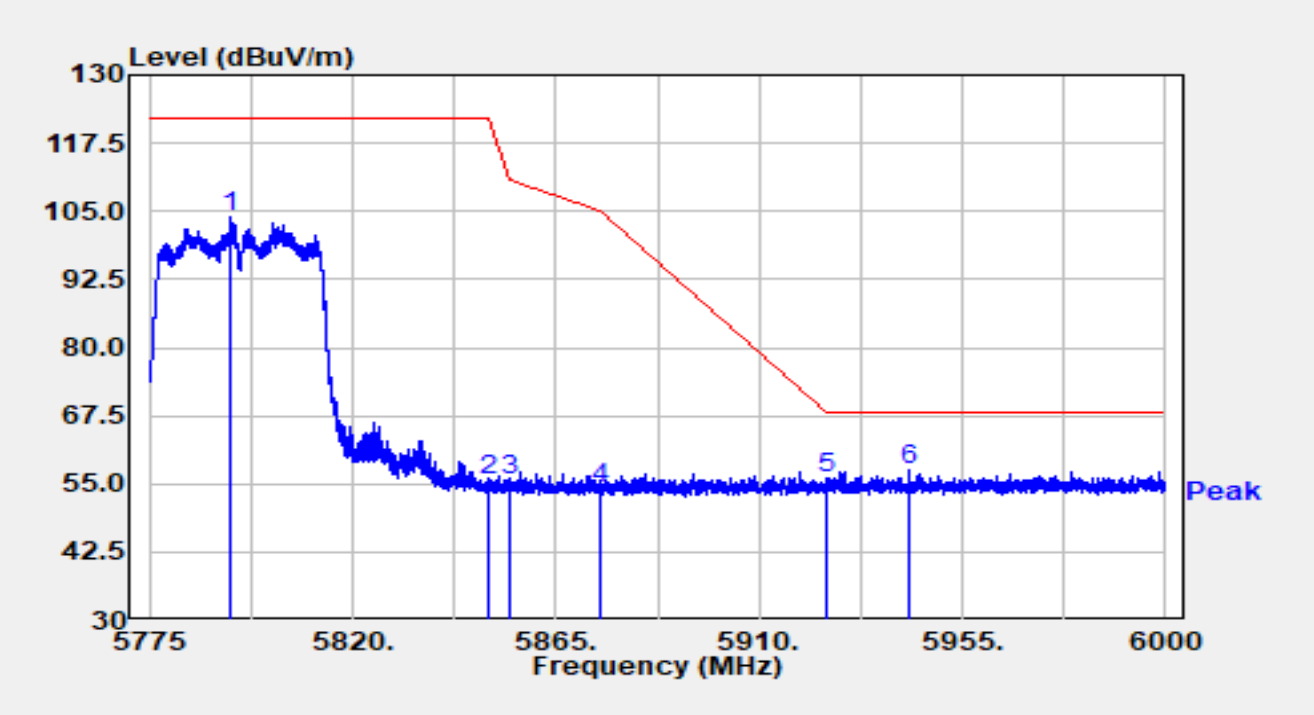


| No | Mark | Frequency (MHz) | Reading (dBμV) | C.F (dB/m) | Measurement (dBμV/m) | Margin (dB) | Limit (dBμV/m) | Detector |
|---|---|---|---|---|---|---|---|---|
| 1 | | 5793.067 | 82.65 | 21.41 | 104.06 | N/A | N/A | Peak |
| 2 | | 5850.000 | 34.36 | 21.41 | 55.77 | -66.43 | 122.20 | Peak |
| 3 | | 5855.000 | 34.25 | 21.46 | 55.71 | -55.09 | 110.80 | Peak |
| 4 | | 5875.000 | 32.66 | 21.51 | 54.17 | -51.03 | 105.20 | Peak |
| 5 | | 5925.000 | 34.57 | 21.51 | 56.08 | -12.12 | 68.20 | Peak |
| 6 | * | 5943.143 | 36.10 | 21.58 | 57.67 | -10.53 | 68.20 | Peak |

Notes:

1. " *", means this data is the worst emission level.
2. C.F (dB/m) = Antenna Factor (dB/m) + Cable Loss (dB) + 16dB Attenuation (dB) - AMP (dB).
3. Measurement (dBμV/m) = Reading (dBμV) + C.F (dB/m).

| | | | |
|---|---|---|---|
| Site | WZ-AC2 | Test Date | 2024-07-12 |
| Test Engineer | Ajin Fan | Temp./Humidity | 25.5°C/46.4% |
| Factor | BBHA 9120D_1457_1-18GHz | Polarity | Horizontal |
| EUT | Mobile Computer | Test Voltage | By Battery |
| Test Mode | Transmit by 802.11ac-VHT80 at 5210MHz | | |

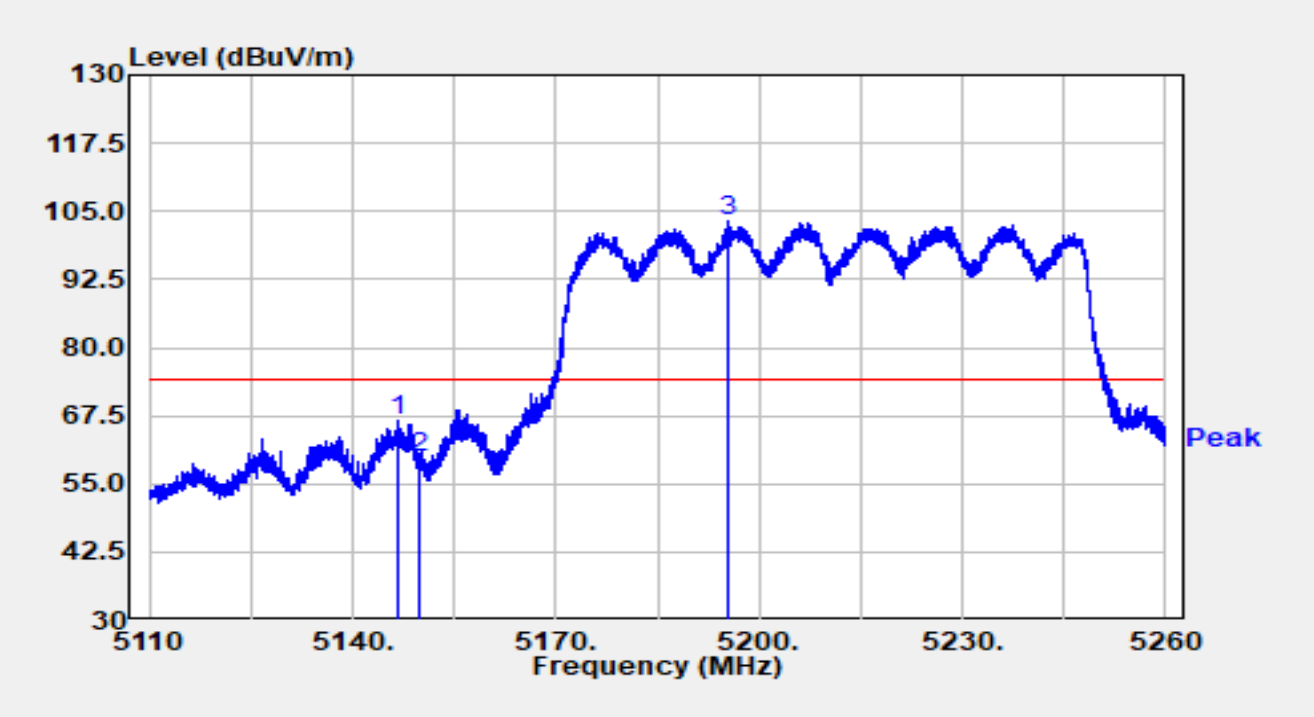


| No | Mark | Frequency (MHz) | Reading (dBμV) | C.F (dB/m) | Measurement (dBμV/m) | Margin (dB) | Limit (dBμV/m) | Detector |
|---|---|---|---|---|---|---|---|---|
| 1 | | 5146.585 | 46.71 | 19.75 | 66.46 | -7.54 | 74.00 | Peak |
| 2 | | 5150.000 | 39.96 | 19.78 | 59.74 | -14.26 | 74.00 | Peak |
| 3 | * | 5195.275 | 83.72 | 19.37 | 103.09 | N/A | N/A | Peak |

Notes:

1. " *", means this data is the worst emission level.

2. C.F (dB/m) = Antenna Factor (dB/m) + Cable Loss (dB) + 16dB Attenuation (dB) - AMP (dB).

3. Measurement (dBμV/m) = Reading (dBμV) + C.F (dB/m).

| | | | |
|---|---|---|---|
| Site | WZ-AC2 | Test Date | 2024-07-12 |
| Test Engineer | Ajin Fan | Temp./Humidity | 25.5°C/46.4% |
| Factor | BBHA 9120D_1457_1-18GHz | Polarity | Horizontal |
| EUT | Mobile Computer | Test Voltage | By Battery |
| Test Mode | Transmit by 802.11ac-VHT80 at 5210MHz | | |

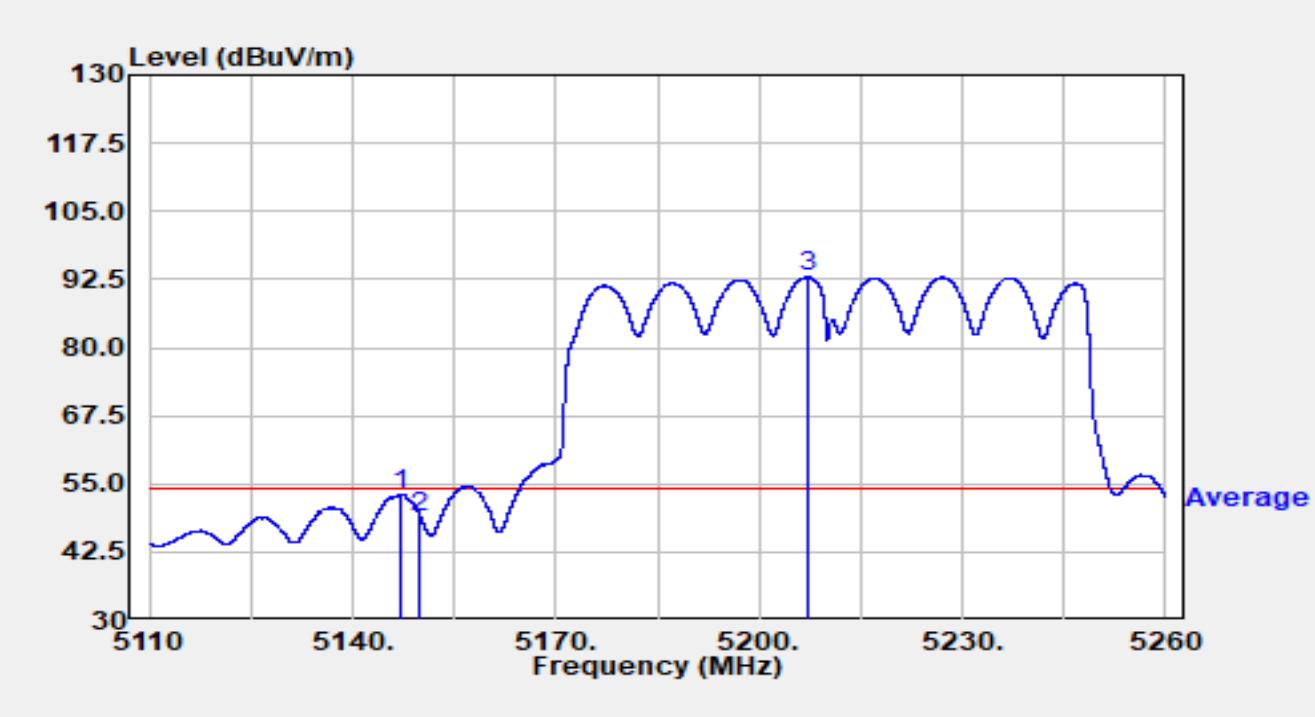


| No | Mark | Frequency (MHz) | Reading (dBμV) | C.F (dB/m) | Measurement (dBμV/m) | Margin (dB) | Limit (dBμV/m) | Detector |
|---|---|---|---|---|---|---|---|---|
| 1 | | 5147.230 | 33.34 | 19.76 | 53.10 | -0.90 | 54.00 | Average |
| 2 | | 5150.000 | 29.07 | 19.78 | 48.85 | -5.15 | 54.00 | Average |
| 3 | * | 5207.185 | 73.64 | 19.32 | 92.96 | N/A | N/A | Average |

Notes:

1. " *", means this data is the worst emission level.

2. C.F (dB/m) = Antenna Factor (dB/m) + Cable Loss (dB) + 16dB Attenuation (dB) - AMP (dB).

3. Measurement (dBμV/m) = Reading (dBμV) + C.F (dB/m).

| | | | |
|---|---|---|---|
| Site | WZ-AC2 | Test Date | 2024-07-12 |
| Test Engineer | Ajin Fan | Temp./Humidity | 25.5°C/46.4% |
| Factor | BBHA 9120D_1457_1-18GHz | Polarity | Vertical |
| EUT | Mobile Computer | Test Voltage | By Battery |
| Test Mode | Transmit by 802.11ac-VHT80 at 5210MHz | | |

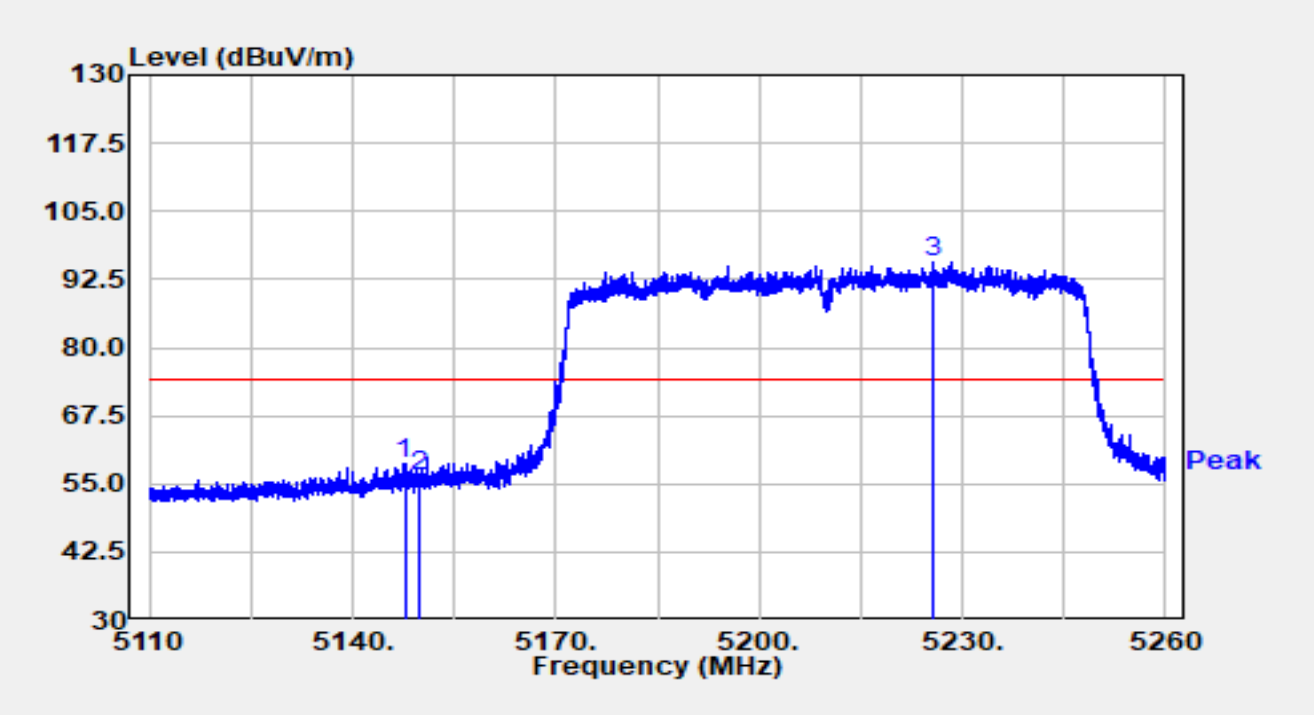


| No | Mark | Frequency (MHz) | Reading (dBμV) | C.F (dB/m) | Measurement (dBμV/m) | Margin (dB) | Limit (dBμV/m) | Detector |
|---|---|---|---|---|---|---|---|---|
| 1 | | 5147.680 | 39.03 | 19.77 | 58.80 | -15.20 | 74.00 | Peak |
| 2 | | 5150.000 | 36.80 | 19.78 | 56.57 | -17.43 | 74.00 | Peak |
| 3 | * | 5225.530 | 76.32 | 19.46 | 95.77 | N/A | N/A | Peak |

Notes:

1. " *", means this data is the worst emission level.

2. C.F (dB/m) = Antenna Factor (dB/m) + Cable Loss (dB) + 16dB Attenuation (dB) - AMP (dB).

3. Measurement (dBμV/m) = Reading (dBμV) + C.F (dB/m).

| | | | |
|---|---|---|---|
| Site | WZ-AC2 | Test Date | 2024-07-12 |
| Test Engineer | Ajin Fan | Temp./Humidity | 25.5°C/46.4% |
| Factor | BBHA 9120D_1457_1-18GHz | Polarity | Vertical |
| EUT | Mobile Computer | Test Voltage | By Battery |
| Test Mode | Transmit by 802.11ac-VHT80 at 5210MHz | | |

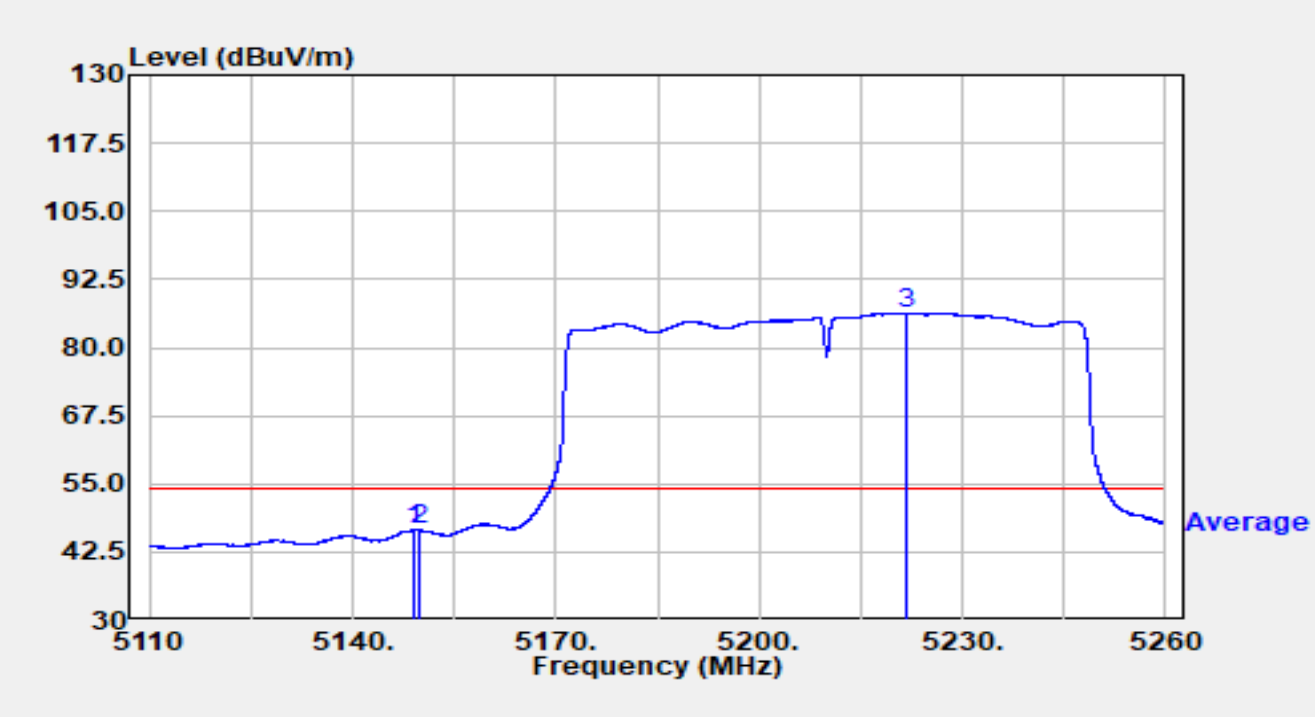


| No | Mark | Frequency (MHz) | Reading (dBμV) | C.F (dB/m) | Measurement (dBμV/m) | Margin (dB) | Limit (dBμV/m) | Detector |
|---|---|---|---|---|---|---|---|---|
| 1 | | 5149.030 | 26.76 | 19.78 | 46.54 | -7.46 | 54.00 | Average |
| 2 | | 5150.000 | 26.74 | 19.78 | 46.52 | -7.48 | 54.00 | Average |
| 3 | * | 5221.780 | 66.89 | 19.41 | 86.30 | N/A | N/A | Average |

Notes:

1. " *", means this data is the worst emission level.

2. C.F (dB/m) = Antenna Factor (dB/m) + Cable Loss (dB) + 16dB Attenuation (dB) - AMP (dB).

3. Measurement (dBμV/m) = Reading (dBμV) + C.F (dB/m).

| | | | |
|---|---|---|---|
| Site | WZ-AC2 | Test Date | 2024-07-12 |
| Test Engineer | Ajin Fan | Temp./Humidity | 25.5°C/46.4% |
| Factor | BBHA 9120D_1457_1-18GHz | Polarity | Horizontal |
| EUT | Mobile Computer | Test Voltage | By Battery |
| Test Mode | Transmit by 802.11ac-VHT80 at 5290MHz | | |

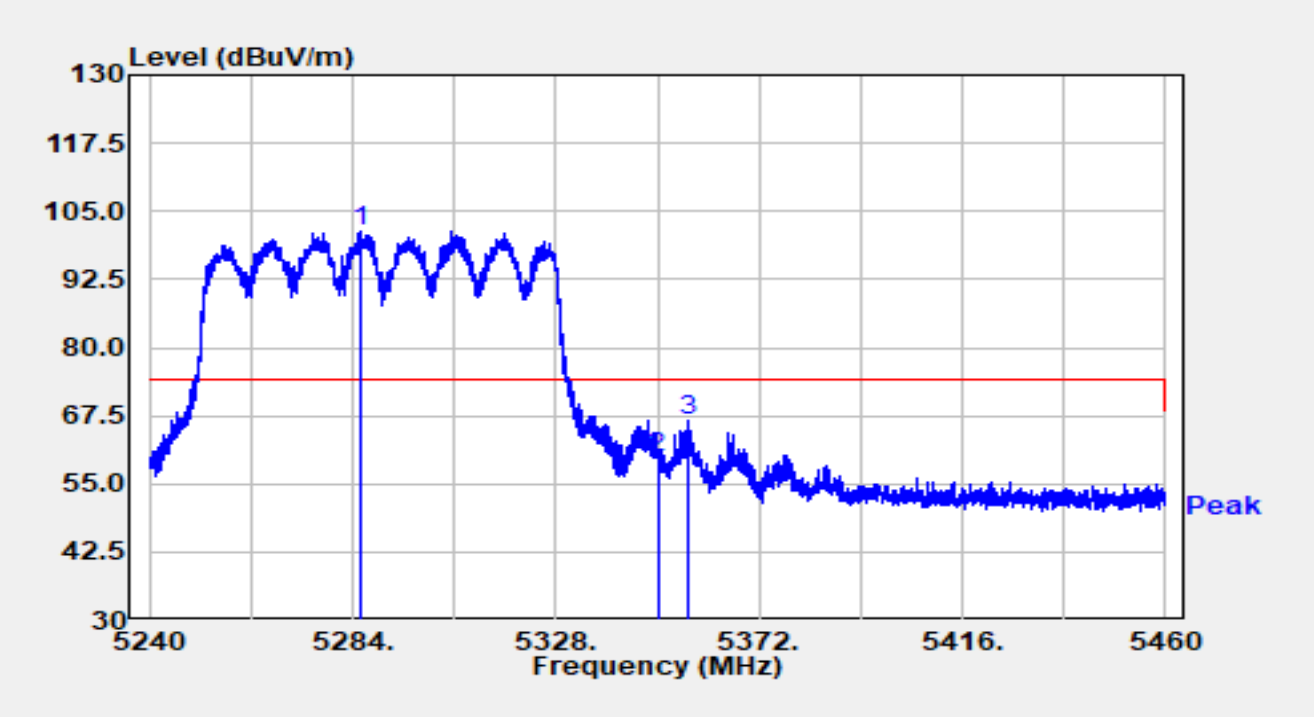


| No | Mark | Frequency (MHz) | Reading (dBμV) | C.F (dB/m) | Measurement (dBμV/m) | Margin (dB) | Limit (dBμV/m) | Detector |
|---|---|---|---|---|---|---|---|---|
| 1 | * | 5285.892 | 82.32 | 19.09 | 101.41 | N/A | N/A | Peak |
| 2 | | 5350.000 | 40.55 | 19.32 | 59.87 | -14.13 | 74.00 | Peak |
| 3 | | 5356.798 | 47.19 | 19.25 | 66.44 | -7.56 | 74.00 | Peak |

Notes:

1. " *", means this data is the worst emission level.

2. C.F (dB/m) = Antenna Factor (dB/m) + Cable Loss (dB) + 16dB Attenuation (dB) - AMP (dB).

3. Measurement (dBμV/m) = Reading (dBμV) + C.F (dB/m).

| | | | |
|---|---|---|---|
| Site | WZ-AC2 | Test Date | 2024-07-12 |
| Test Engineer | Ajin Fan | Temp./Humidity | 25.5°C/46.4% |
| Factor | BBHA 9120D_1457_1-18GHz | Polarity | Horizontal |
| EUT | Mobile Computer | Test Voltage | By Battery |
| Test Mode | Transmit by 802.11ac-VHT80 at 5290MHz | | |

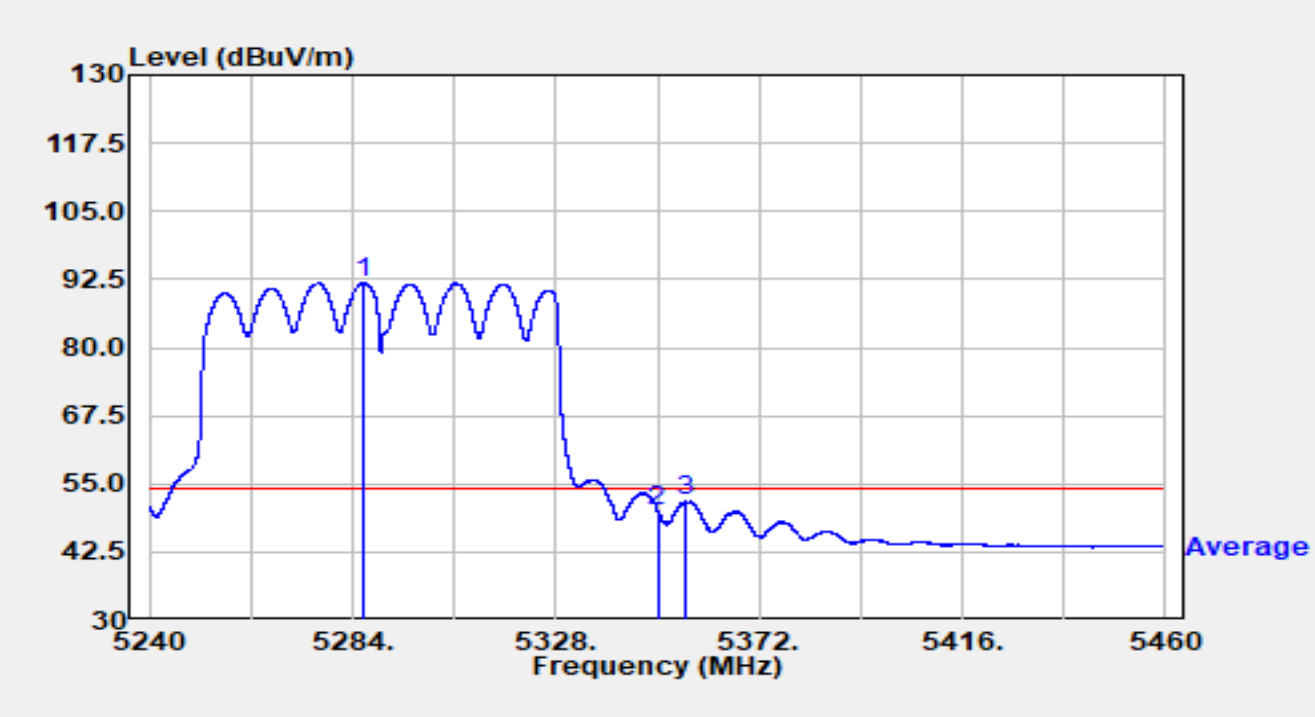


| No | Mark | Frequency (MHz) | Reading (dBμV) | C.F (dB/m) | Measurement (dBμV/m) | Margin (dB) | Limit (dBμV/m) | Detector |
|---|---|---|---|---|---|---|---|---|
| 1 | * | 5286.310 | 72.72 | 19.09 | 91.82 | N/A | N/A | Average |
| 2 | | 5350.000 | 30.85 | 19.32 | 50.17 | -3.83 | 54.00 | Average |
| 3 | | 5356.138 | 32.52 | 19.25 | 51.77 | -2.23 | 54.00 | Average |

Notes:

1. " *", means this data is the worst emission level.

2. C.F (dB/m) = Antenna Factor (dB/m) + Cable Loss (dB) + 16dB Attenuation (dB) - AMP (dB).

3. Measurement (dBμV/m) = Reading (dBμV) + C.F (dB/m).

| | | | |
|---|---|---|---|
| Site | WZ-AC2 | Test Date | 2024-07-12 |
| Test Engineer | Ajin Fan | Temp./Humidity | 25.5°C/46.4% |
| Factor | BBHA 9120D_1457_1-18GHz | Polarity | Vertical |
| EUT | Mobile Computer | Test Voltage | By Battery |
| Test Mode | Transmit by 802.11ac-VHT80 at 5290MHz | | |

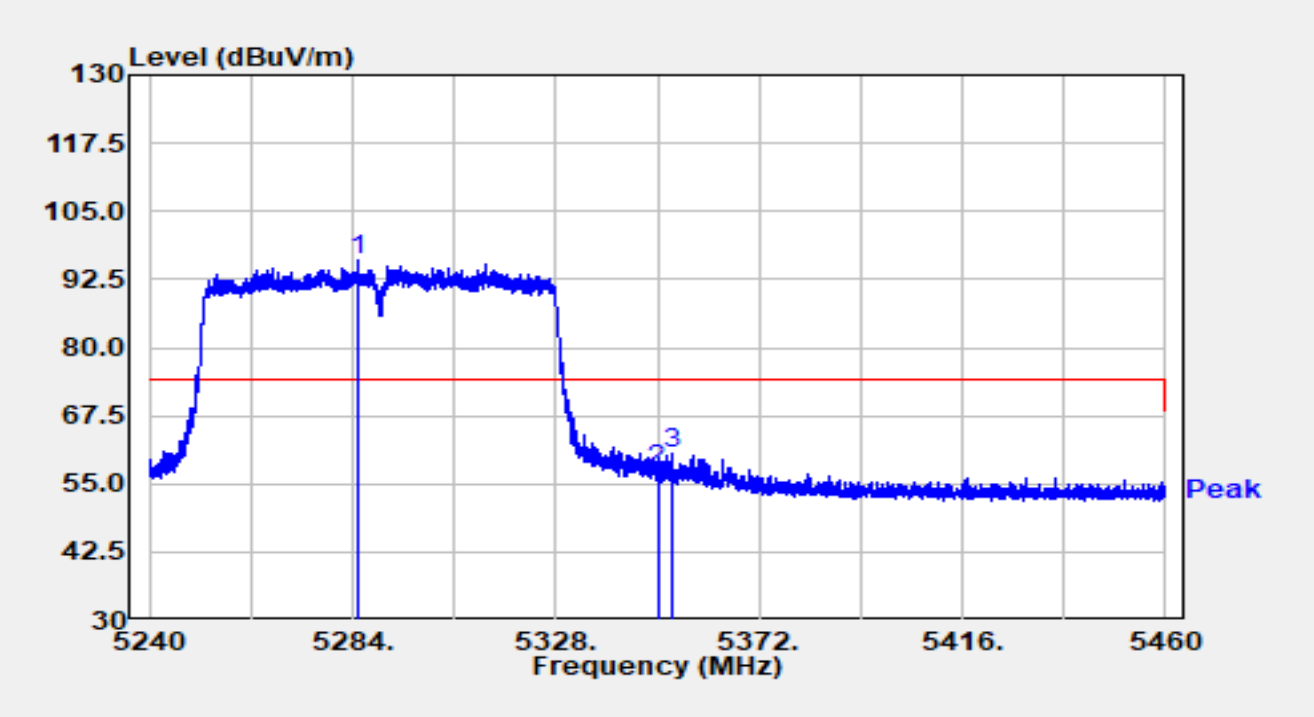


| No | Mark | Frequency (MHz) | Reading (dBμV) | C.F (dB/m) | Measurement (dBμV/m) | Margin (dB) | Limit (dBμV/m) | Detector |
|---|---|---|---|---|---|---|---|---|
| 1 | * | 5284.968 | 76.80 | 19.07 | 95.87 | N/A | N/A | Peak |
| 2 | | 5350.000 | 38.27 | 19.32 | 57.60 | -16.40 | 74.00 | Peak |
| 3 | | 5353.256 | 41.48 | 19.27 | 60.74 | -13.26 | 74.00 | Peak |

Notes:

1. " *", means this data is the worst emission level.

2. C.F (dB/m) = Antenna Factor (dB/m) + Cable Loss (dB) + 16dB Attenuation (dB) - AMP (dB).

3. Measurement (dBμV/m) = Reading (dBμV) + C.F (dB/m).

| | | | |
|---|---|---|---|
| Site | WZ-AC2 | Test Date | 2024-07-12 |
| Test Engineer | Ajin Fan | Temp./Humidity | 25.5°C/46.4% |
| Factor | BBHA 9120D_1457_1-18GHz | Polarity | Vertical |
| EUT | Mobile Computer | Test Voltage | By Battery |
| Test Mode | Transmit by 802.11ac-VHT80 at 5290MHz | | |

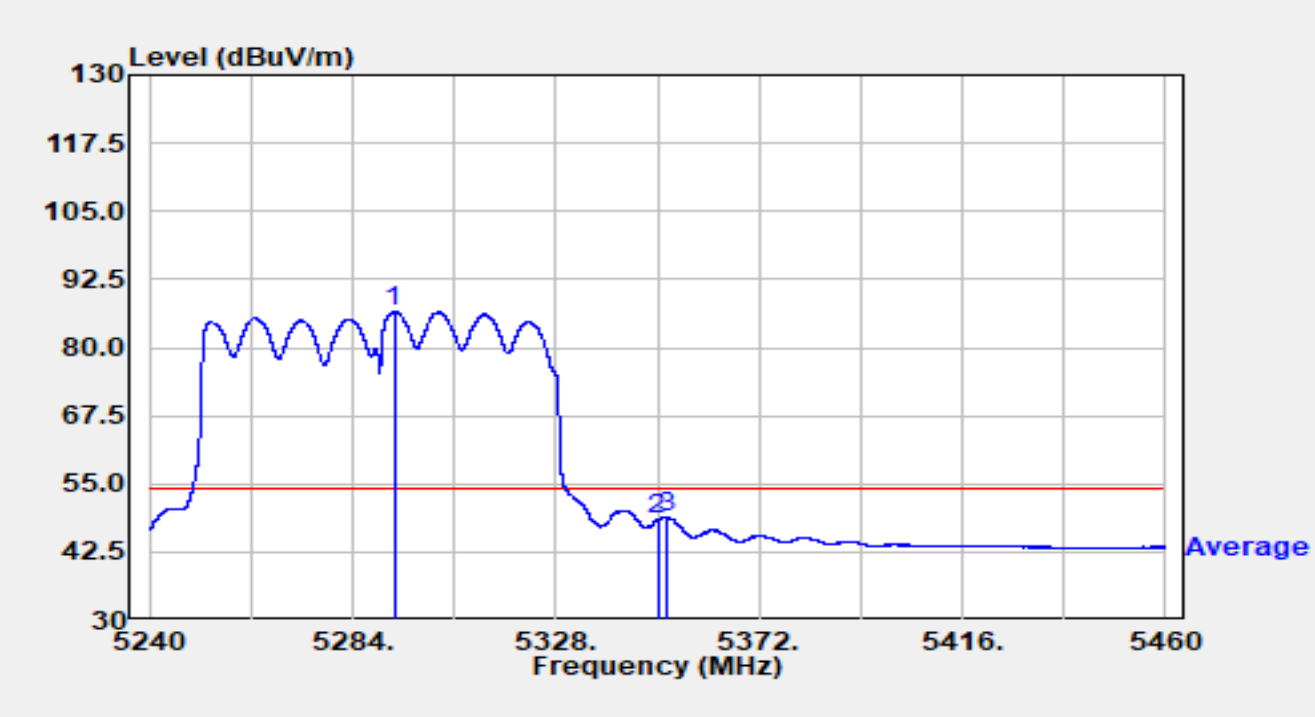


| No | Mark | Frequency (MHz) | Reading (dBµV) | C.F (dB/m) | Measurement (dBµV/m) | Margin (dB) | Limit (dBµV/m) | Detector |
|---|---|---|---|---|---|---|---|---|
| 1 | * | 5292.954 | 67.39 | 19.22 | 86.60 | N/A | N/A | Average |
| 2 | | 5350.000 | 29.08 | 19.32 | 48.40 | -5.60 | 54.00 | Average |
| 3 | | 5352.090 | 29.70 | 19.27 | 48.97 | -5.03 | 54.00 | Average |

Notes:

1. " *", means this data is the worst emission level.
2. C.F (dB/m) = Antenna Factor (dB/m) + Cable Loss (dB) + 16dB Attenuation (dB) - AMP (dB).
3. Measurement (dBµV/m) = Reading (dBµV) + C.F (dB/m).

| | | | |
|---|---|---|---|
| Site | WZ-AC2 | Test Date | 2024-07-12 |
| Test Engineer | Ajin Fan | Temp./Humidity | 25.5°C/46.4% |
| Factor | BBHA 9120D_1457_1-18GHz | Polarity | Horizontal |
| EUT | Mobile Computer | Test Voltage | By Battery |
| Test Mode | Transmit by 802.11ac-VHT80 at 5530MHz | | |

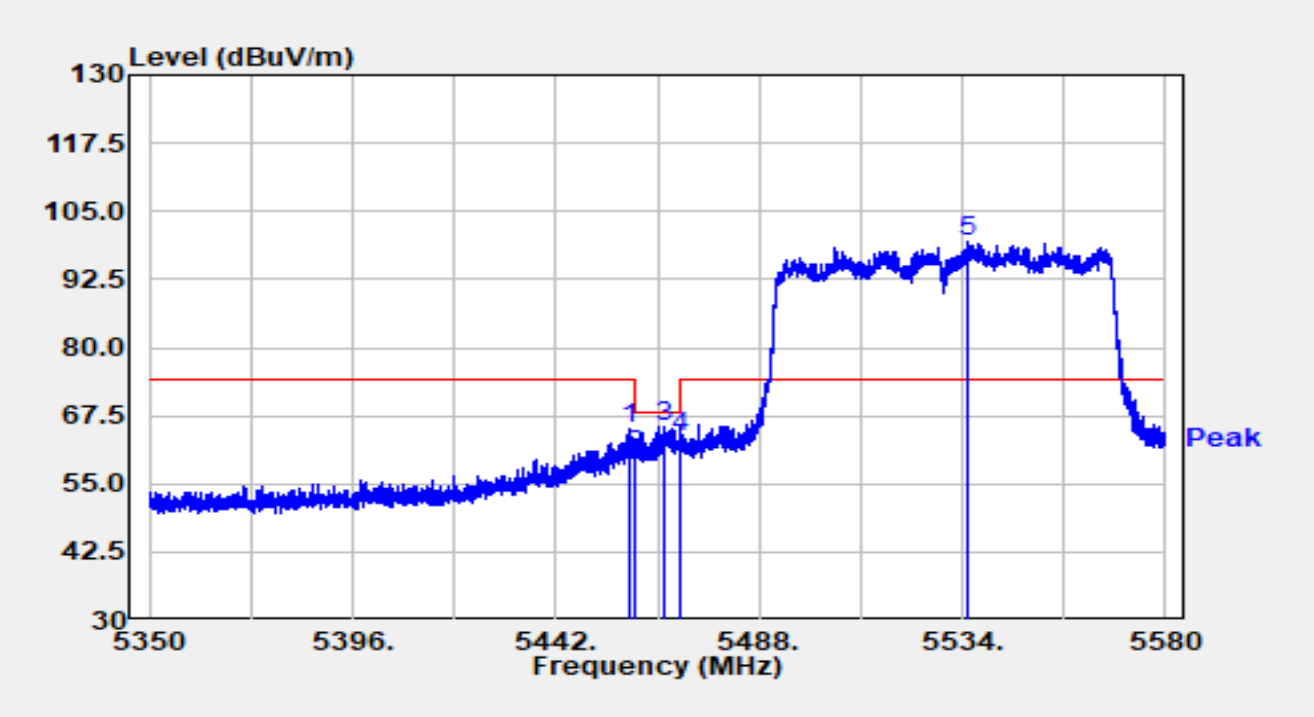


| No | Mark | Frequency (MHz) | Reading (dBμV) | C.F (dB/m) | Measurement (dBμV/m) | Margin (dB) | Limit (dBμV/m) | Detector |
|---|---|---|---|---|---|---|---|---|
| 1 | | 5458.445 | 45.65 | 19.58 | 65.24 | -8.76 | 74.00 | Peak |
| 2 | | 5460.000 | 40.41 | 19.61 | 60.02 | -8.18 | 68.20 | Peak |
| 3 | | 5466.449 | 45.90 | 19.73 | 65.63 | -2.57 | 68.20 | Peak |
| 4 | | 5470.000 | 43.76 | 19.80 | 63.56 | -4.64 | 68.20 | Peak |
| 5 | * | 5535.150 | 79.78 | 19.67 | 99.45 | N/A | N/A | Peak |

Notes:

1. " *", means this data is the worst emission level.

2. C.F (dB/m) = Antenna Factor (dB/m) + Cable Loss (dB) + 16dB Attenuation (dB) - AMP (dB).

3. Measurement (dBμV/m) = Reading (dBμV) + C.F (dB/m).

| | | | |
|---|---|---|---|
| Site | WZ-AC2 | Test Date | 2024-07-12 |
| Test Engineer | Ajin Fan | Temp./Humidity | 25.5°C/46.4% |
| Factor | BBHA 9120D_1457_1-18GHz | Polarity | Horizontal |
| EUT | Mobile Computer | Test Voltage | By Battery |
| Test Mode | Transmit by 802.11ac-VHT80 at 5530MHz | | |

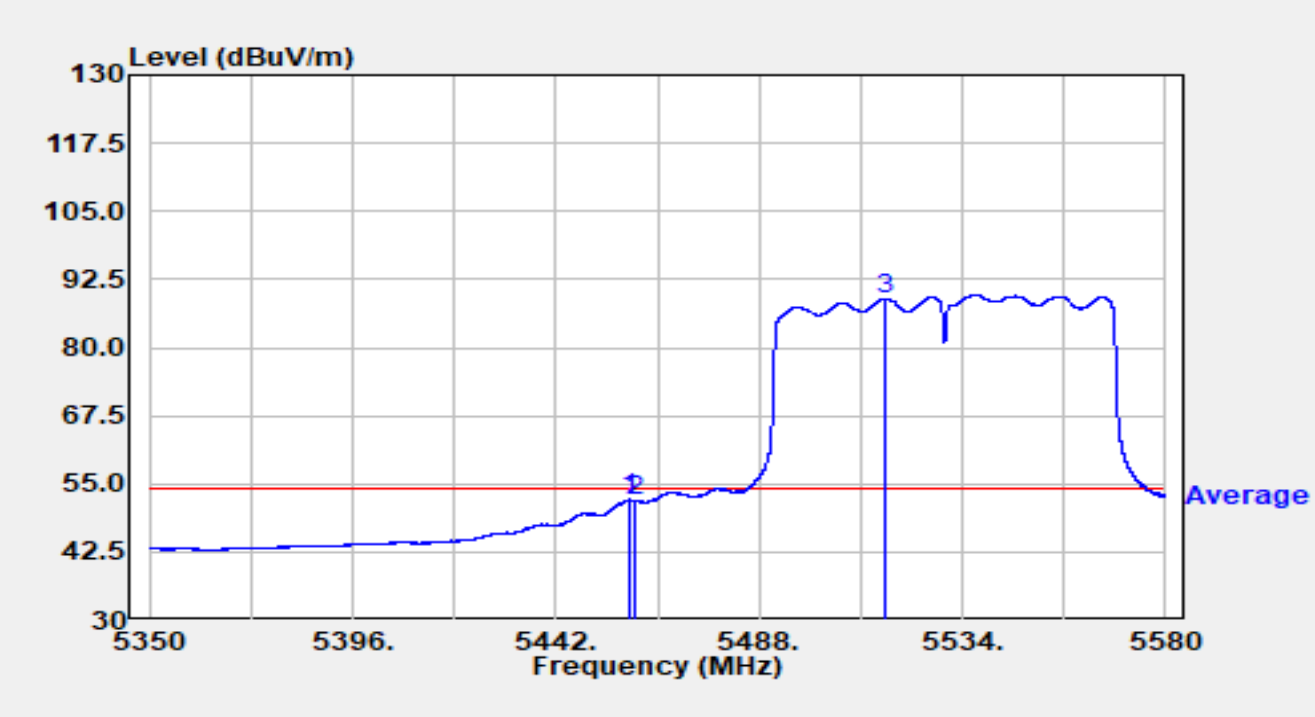


| No | Mark | Frequency (MHz) | Reading (dBμV) | C.F (dB/m) | Measurement (dBμV/m) | Margin (dB) | Limit (dBμV/m) | Detector |
|---|---|---|---|---|---|---|---|---|
| 1 | | 5458.537 | 32.57 | 19.58 | 52.16 | -1.84 | 54.00 | Average |
| 2 | | 5460.000 | 32.24 | 19.61 | 51.85 | -2.15 | 54.00 | Average |
| 3 | * | 5516.612 | 69.52 | 19.43 | 88.95 | N/A | N/A | Average |

Notes:

1. " *", means this data is the worst emission level.

2. C.F (dB/m) = Antenna Factor (dB/m) + Cable Loss (dB) + 16dB Attenuation (dB) - AMP (dB).

3. Measurement (dBμV/m) = Reading (dBμV) + C.F (dB/m).

| | | | |
|---|---|---|---|
| Site | WZ-AC2 | Test Date | 2024-07-12 |
| Test Engineer | Ajin Fan | Temp./Humidity | 25.5°C/46.4% |
| Factor | BBHA 9120D_1457_1-18GHz | Polarity | Vertical |
| EUT | Mobile Computer | Test Voltage | By Battery |
| Test Mode | Transmit by 802.11ac-VHT80 at 5530MHz | | |

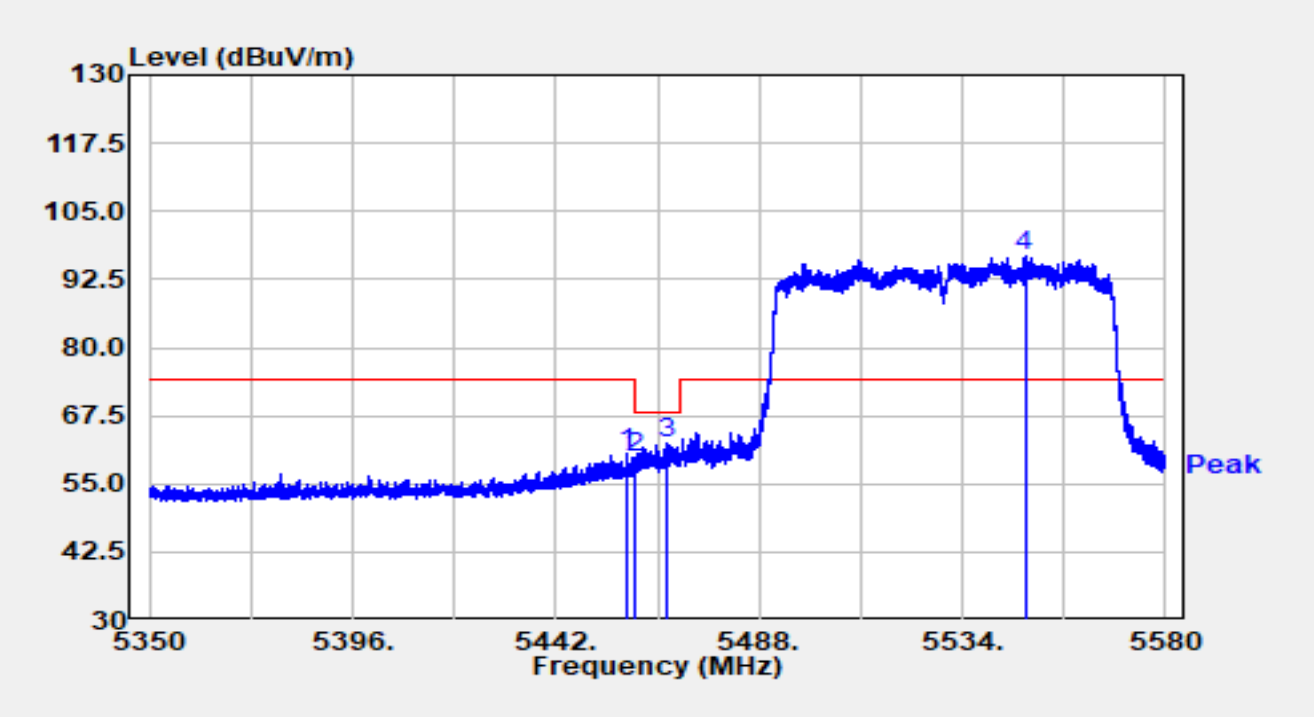


| No | Mark | Frequency (MHz) | Reading (dBμV) | C.F (dB/m) | Measurement (dBμV/m) | Margin (dB) | Limit (dBμV/m) | Detector |
|---|---|---|---|---|---|---|---|---|
| 1 | | 5457.962 | 40.84 | 19.57 | 60.41 | -13.59 | 74.00 | Peak |
| 2 | | 5460.000 | 40.27 | 19.61 | 59.88 | -8.32 | 68.20 | Peak |
| 3 | | 5467.392 | 42.65 | 19.75 | 62.40 | -5.80 | 68.20 | Peak |
| 4 | * | 5548.168 | 76.83 | 19.92 | 96.75 | N/A | N/A | Peak |

Notes:

1. " *", means this data is the worst emission level.

2. C.F (dB/m) = Antenna Factor (dB/m) + Cable Loss (dB) + 16dB Attenuation (dB) - AMP (dB).

3. Measurement (dBμV/m) = Reading (dBμV) + C.F (dB/m).

| | | | |
|---|---|---|---|
| Site | WZ-AC2 | Test Date | 2024-07-12 |
| Test Engineer | Ajin Fan | Temp./Humidity | 25.5°C/46.4% |
| Factor | BBHA 9120D_1457_1-18GHz | Polarity | Vertical |
| EUT | Mobile Computer | Test Voltage | By Battery |
| Test Mode | Transmit by 802.11ac-VHT80 at 5530MHz | | |

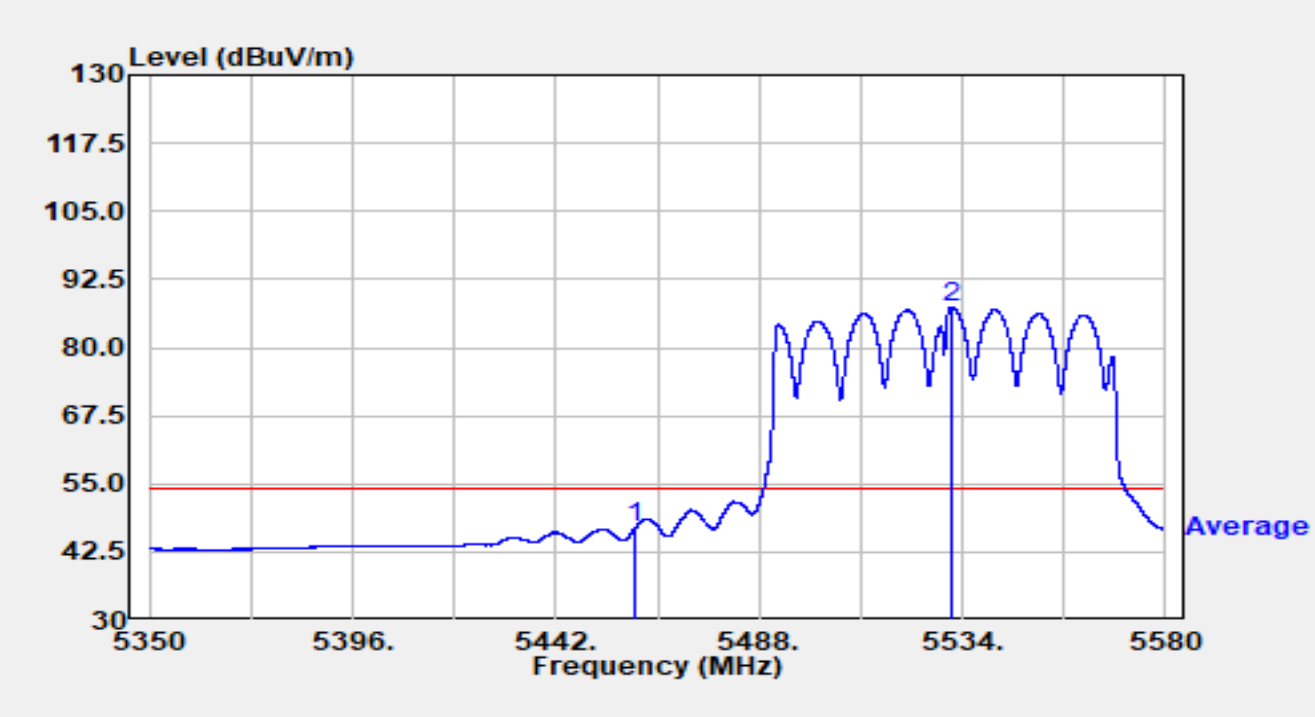


| No | Mark | Frequency (MHz) | Reading (dBμV) | C.F (dB/m) | Measurement (dBμV/m) | Margin (dB) | Limit (dBμV/m) | Detector |
|---|---|---|---|---|---|---|---|---|
| 1 | | 5460.000 | 27.34 | 19.61 | 46.95 | -7.05 | 54.00 | Average |
| 2 | * | 5531.562 | 67.70 | 19.59 | 87.29 | N/A | N/A | Average |

Notes:

1. " *", means this data is the worst emission level.
2. C.F (dB/m) = Antenna Factor (dB/m) + Cable Loss (dB) + 16dB Attenuation (dB) - AMP (dB).
3. Measurement (dBμV/m) = Reading (dBμV) + C.F (dB/m).

| | | | |
|---|---|---|---|
| Site | WZ-AC2 | Test Date | 2024-07-12 |
| Test Engineer | Ajin Fan | Temp./Humidity | 25.5°C/46.4% |
| Factor | BBHA 9120D_1457_1-18GHz | Polarity | Horizontal |
| EUT | Mobile Computer | Test Voltage | By Battery |
| Test Mode | Transmit by 802.11ac-VHT80 at 5610MHz | | |

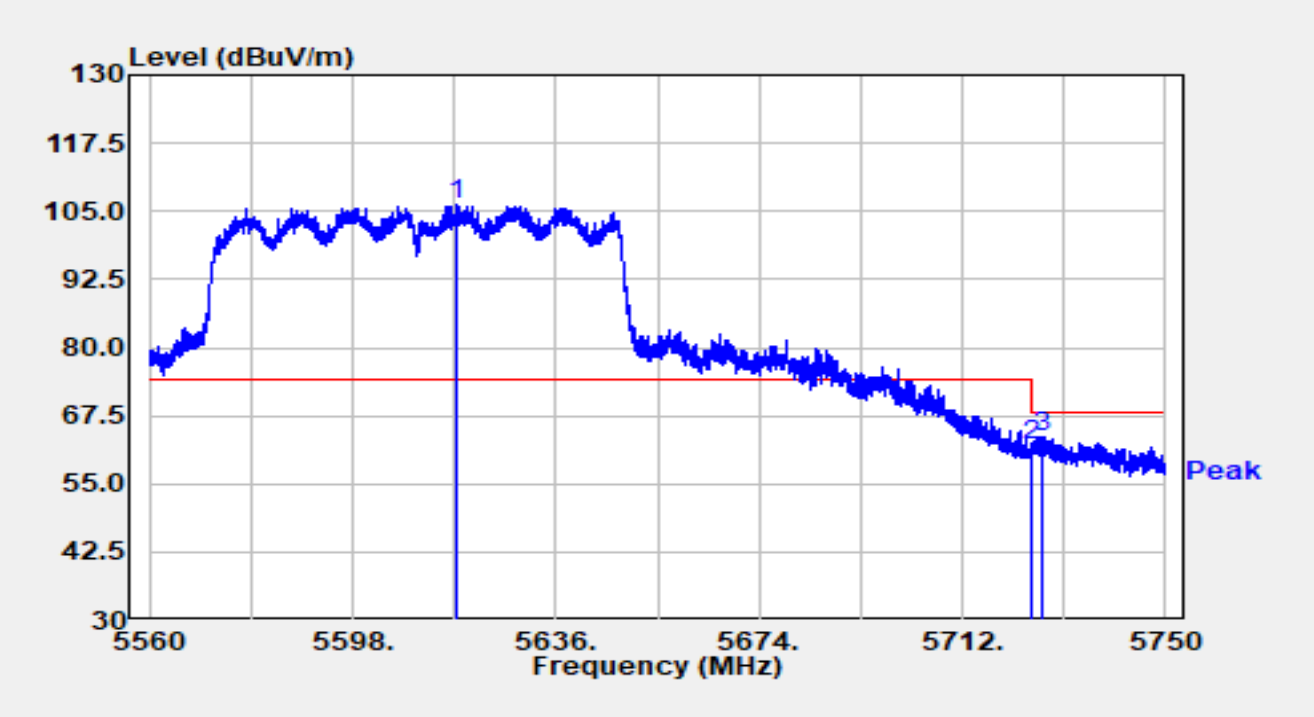


| No | Mark | Frequency (MHz) | Reading (dBμV) | C.F (dB/m) | Measurement (dBμV/m) | Margin (dB) | Limit (dBμV/m) | Detector |
|---|---|---|---|---|---|---|---|---|
| 1 | * | 5617.437 | 85.84 | 20.26 | 106.10 | N/A | N/A | Peak |
| 2 | | 5725.000 | 41.00 | 21.13 | 62.13 | -6.07 | 68.20 | Peak |
| 3 | | 5726.991 | 42.49 | 21.13 | 63.62 | -4.58 | 68.20 | Peak |

Notes:

1. " *", means this data is the worst emission level.

2. C.F (dB/m) = Antenna Factor (dB/m) + Cable Loss (dB) + 16dB Attenuation (dB) - AMP (dB).

3. Measurement (dBμV/m) = Reading (dBμV) + C.F (dB/m).

| | | | |
|---|---|---|---|
| Site | WZ-AC2 | Test Date | 2024-07-12 |
| Test Engineer | Ajin Fan | Temp./Humidity | 25.5°C/46.4% |
| Factor | BBHA 9120D_1457_1-18GHz | Polarity | Vertical |
| EUT | Mobile Computer | Test Voltage | By Battery |
| Test Mode | Transmit by 802.11ac-VHT80 at 5610MHz | | |

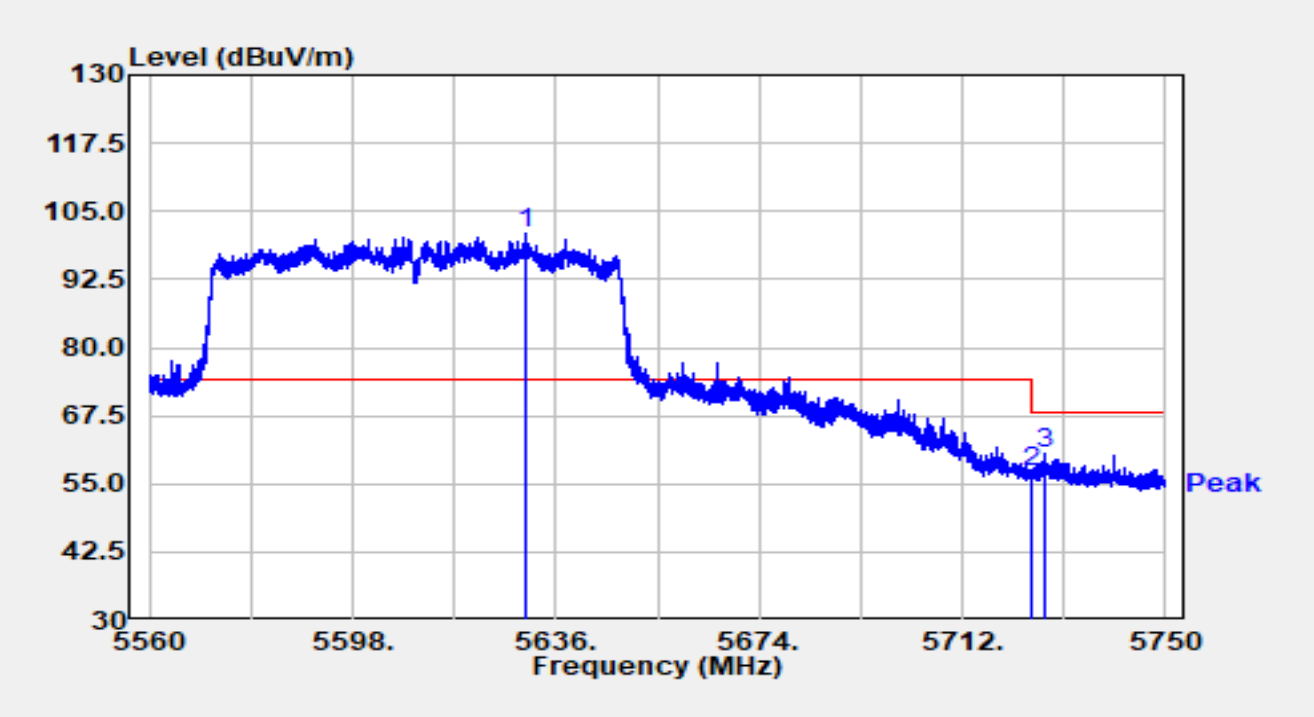


| No | Mark | Frequency (MHz) | Reading (dBμV) | C.F (dB/m) | Measurement (dBμV/m) | Margin (dB) | Limit (dBμV/m) | Detector |
|---|---|---|---|---|---|---|---|---|
| 1 | * | 5630.528 | 80.48 | 20.48 | 100.96 | N/A | N/A | Peak |
| 2 | | 5725.000 | 36.00 | 21.13 | 57.13 | -11.07 | 68.20 | Peak |
| 3 | | 5727.504 | 39.54 | 21.13 | 60.67 | -7.53 | 68.20 | Peak |

Notes:

1. " *", means this data is the worst emission level.

2. C.F (dB/m) = Antenna Factor (dB/m) + Cable Loss (dB) + 16dB Attenuation (dB) - AMP (dB).

3. Measurement (dBμV/m) = Reading (dBμV) + C.F (dB/m).

| | | | |
|---|---|---|---|
| Site | WZ-AC2 | Test Date | 2024-07-12 |
| Test Engineer | Ajin Fan | Temp./Humidity | 25.5°C/46.4% |
| Factor | BBHA 9120D_1457_1-18GHz | Polarity | Horizontal |
| EUT | Mobile Computer | Test Voltage | By Battery |
| Test Mode | Transmit by 802.11ac-VHT80 at 5775MHz | | |

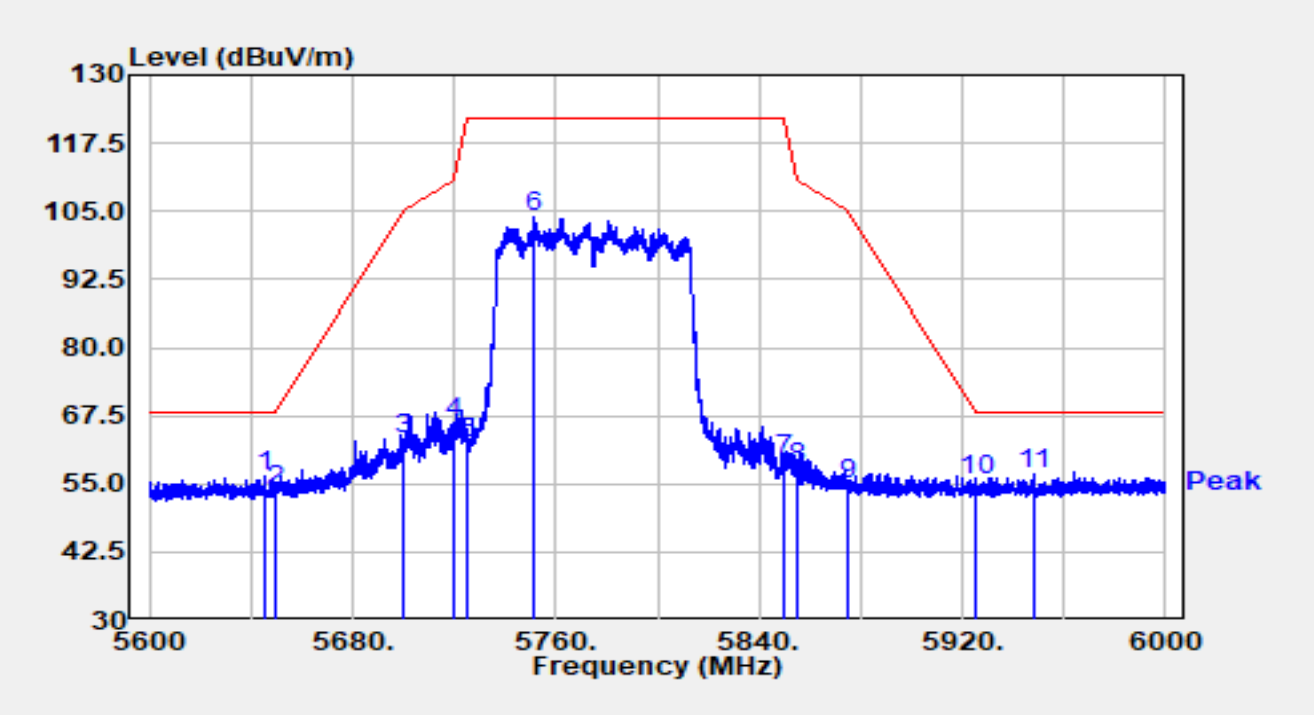


| No | Mark | Frequency (MHz) | Reading (dBμV) | C.F (dB/m) | Measurement (dBμV/m) | Margin (dB) | Limit (dBμV/m) | Detector |
|---|---|---|---|---|---|---|---|---|
| 1 | | 5645.400 | 35.76 | 20.54 | 56.30 | -11.90 | 68.20 | Peak |
| 2 | | 5650.000 | 33.35 | 20.50 | 53.85 | -14.35 | 68.20 | Peak |
| 3 | | 5700.000 | 42.18 | 20.86 | 63.04 | -42.16 | 105.20 | Peak |
| 4 | | 5720.000 | 45.20 | 21.09 | 66.30 | -44.50 | 110.80 | Peak |
| 5 | | 5725.000 | 41.40 | 21.13 | 62.53 | -59.67 | 122.20 | Peak |
| 6 | | 5751.160 | 82.88 | 20.99 | 103.87 | N/A | N/A | Peak |
| 7 | | 5850.000 | 38.03 | 21.41 | 59.44 | -62.76 | 122.20 | Peak |
| 8 | | 5855.000 | 36.55 | 21.46 | 58.01 | -52.79 | 110.80 | Peak |
| 9 | | 5875.000 | 33.31 | 21.51 | 54.82 | -50.38 | 105.20 | Peak |
| 10 | | 5925.000 | 34.30 | 21.51 | 55.81 | -12.39 | 68.20 | Peak |
| 11 | * | 5947.920 | 35.08 | 21.60 | 56.67 | -11.53 | 68.20 | Peak |

Notes:

1. " *", means this data is the worst emission level.

2. C.F (dB/m) = Antenna Factor (dB/m) + Cable Loss (dB) + 16dB Attenuation (dB) - AMP (dB).

3. Measurement (dBμV/m) = Reading (dBμV) + C.F (dB/m).

| | | | |
|---|---|---|---|
| Site | WZ-AC2 | Test Date | 2024-07-12 |
| Test Engineer | Ajin Fan | Temp./Humidity | 25.5°C/46.4% |
| Factor | BBHA 9120D_1457_1-18GHz | Polarity | Vertical |
| EUT | Mobile Computer | Test Voltage | By Battery |
| Test Mode | Transmit by 802.11ac-VHT80 at 5775MHz | | |

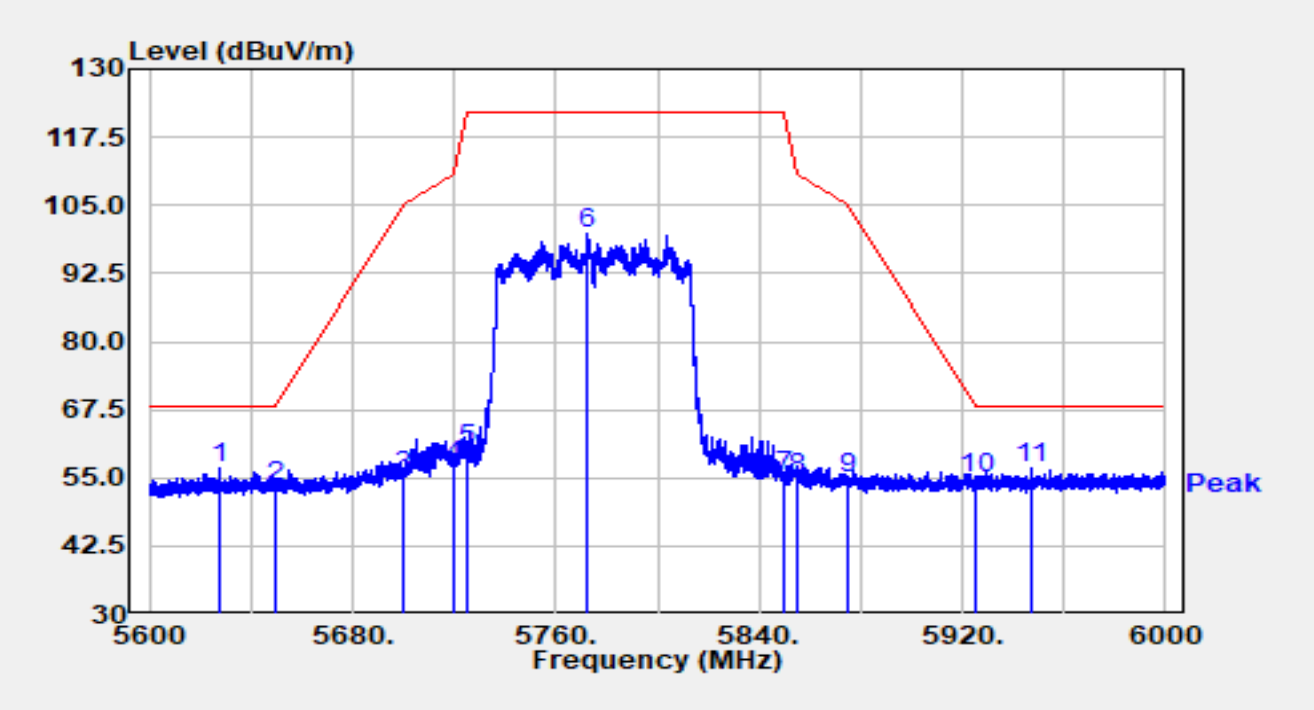


| No | Mark | Frequency (MHz) | Reading (dBμV) | C.F (dB/m) | Measurement (dBμV/m) | Margin (dB) | Limit (dBμV/m) | Detector |
|---|---|---|---|---|---|---|---|---|
| 1 | * | 5627.280 | 36.30 | 20.45 | 56.75 | -11.45 | 68.20 | Peak |
| 2 | | 5650.000 | 32.83 | 20.50 | 53.33 | -14.87 | 68.20 | Peak |
| 3 | | 5700.000 | 34.59 | 20.86 | 55.45 | -49.75 | 105.20 | Peak |
| 4 | | 5720.000 | 36.00 | 21.09 | 57.09 | -53.71 | 110.80 | Peak |
| 5 | | 5725.000 | 38.98 | 21.13 | 60.11 | -62.09 | 122.20 | Peak |
| 6 | | 5772.680 | 78.59 | 21.20 | 99.79 | N/A | N/A | Peak |
| 7 | | 5850.000 | 33.88 | 21.41 | 55.29 | -66.91 | 122.20 | Peak |
| 8 | | 5855.000 | 33.43 | 21.46 | 54.89 | -55.91 | 110.80 | Peak |
| 9 | | 5875.000 | 33.33 | 21.51 | 54.84 | -50.36 | 105.20 | Peak |
| 10 | | 5925.000 | 33.41 | 21.51 | 54.92 | -13.28 | 68.20 | Peak |
| 11 | | 5947.280 | 35.09 | 21.60 | 56.68 | -11.52 | 68.20 | Peak |

Notes:

1. " *", means this data is the worst emission level.

2. C.F (dB/m) = Antenna Factor (dB/m) + Cable Loss (dB) + 16dB Attenuation (dB) - AMP (dB).

3. Measurement (dBμV/m) = Reading (dBμV) + C.F (dB/m).

| | | | |
|---|---|---|---|
| Site | WZ-AC2 | Test Date | 2024-07-12 |
| Test Engineer | Ajin Fan | Temp./Humidity | 25.5°C/46.4% |
| Factor | BBHA 9120D_1457_1-18GHz | Polarity | Horizontal |
| EUT | Mobile Computer | Test Voltage | By Battery |
| Test Mode | Transmit by 802.11ax-HE20 at 5180MHz | | |

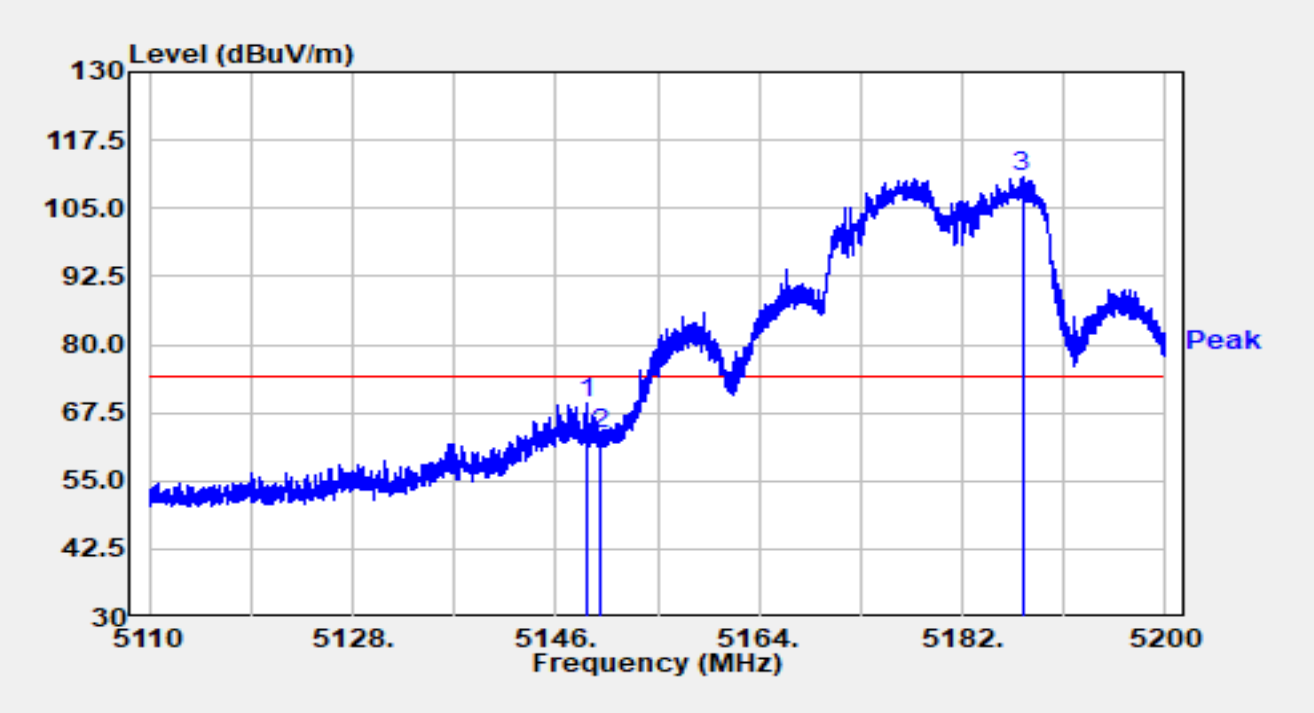


| No | Mark | Frequency (MHz) | Reading (dBμV) | C.F (dB/m) | Measurement (dBμV/m) | Margin (dB) | Limit (dBμV/m) | Detector |
|---|---|---|---|---|---|---|---|---|
| 1 | | 5148.691 | 49.64 | 19.78 | 69.41 | -4.59 | 74.00 | Peak |
| 2 | | 5150.000 | 43.66 | 19.78 | 63.44 | -10.56 | 74.00 | Peak |
| 3 | * | 5187.310 | 91.38 | 19.54 | 110.92 | N/A | N/A | Peak |

Notes:

1. " *", means this data is the worst emission level.
2. C.F (dB/m) = Antenna Factor (dB/m) + Cable Loss (dB) + 16dB Attenuation (dB) - AMP (dB).
3. Measurement (dBμV/m) = Reading (dBμV) + C.F (dB/m).

| | | | |
|---|---|---|---|
| Site | WZ-AC2 | Test Date | 2024-07-12 |
| Test Engineer | Ajin Fan | Temp./Humidity | 25.5°C/46.4% |
| Factor | BBHA 9120D_1457_1-18GHz | Polarity | Horizontal |
| EUT | Mobile Computer | Test Voltage | By Battery |
| Test Mode | Transmit by 802.11ax-HE20 at 5180MHz | | |

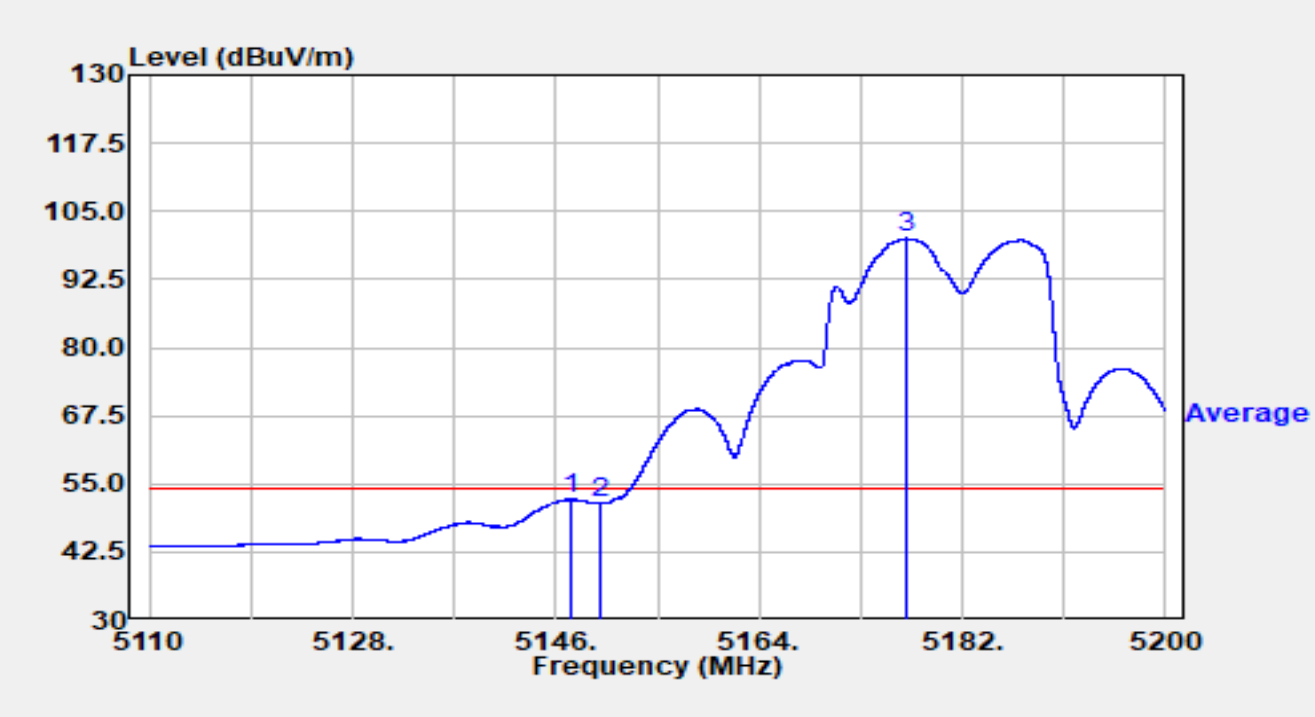


| No | Mark | Frequency (MHz) | Reading (dBμV) | C.F (dB/m) | Measurement (dBμV/m) | Margin (dB) | Limit (dBμV/m) | Detector |
|---|---|---|---|---|---|---|---|---|
| 1 | | 5147.359 | 32.40 | 19.76 | 52.16 | -1.84 | 54.00 | Average |
| 2 | | 5150.000 | 31.69 | 19.78 | 51.47 | -2.53 | 54.00 | Average |
| 3 | * | 5177.023 | 80.30 | 19.71 | 100.01 | N/A | N/A | Average |

Notes:

1. " *", means this data is the worst emission level.

2. C.F (dB/m) = Antenna Factor (dB/m) + Cable Loss (dB) + 16dB Attenuation (dB) - AMP (dB).

3. Measurement (dBμV/m) = Reading (dBμV) + C.F (dB/m).

| | | | |
|---|---|---|---|
| Site | WZ-AC2 | Test Date | 2024-07-12 |
| Test Engineer | Ajin Fan | Temp./Humidity | 25.5°C/46.4% |
| Factor | BBHA 9120D_1457_1-18GHz | Polarity | Vertical |
| EUT | Mobile Computer | Test Voltage | By Battery |
| Test Mode | Transmit by 802.11ax-HE20 at 5180MHz | | |

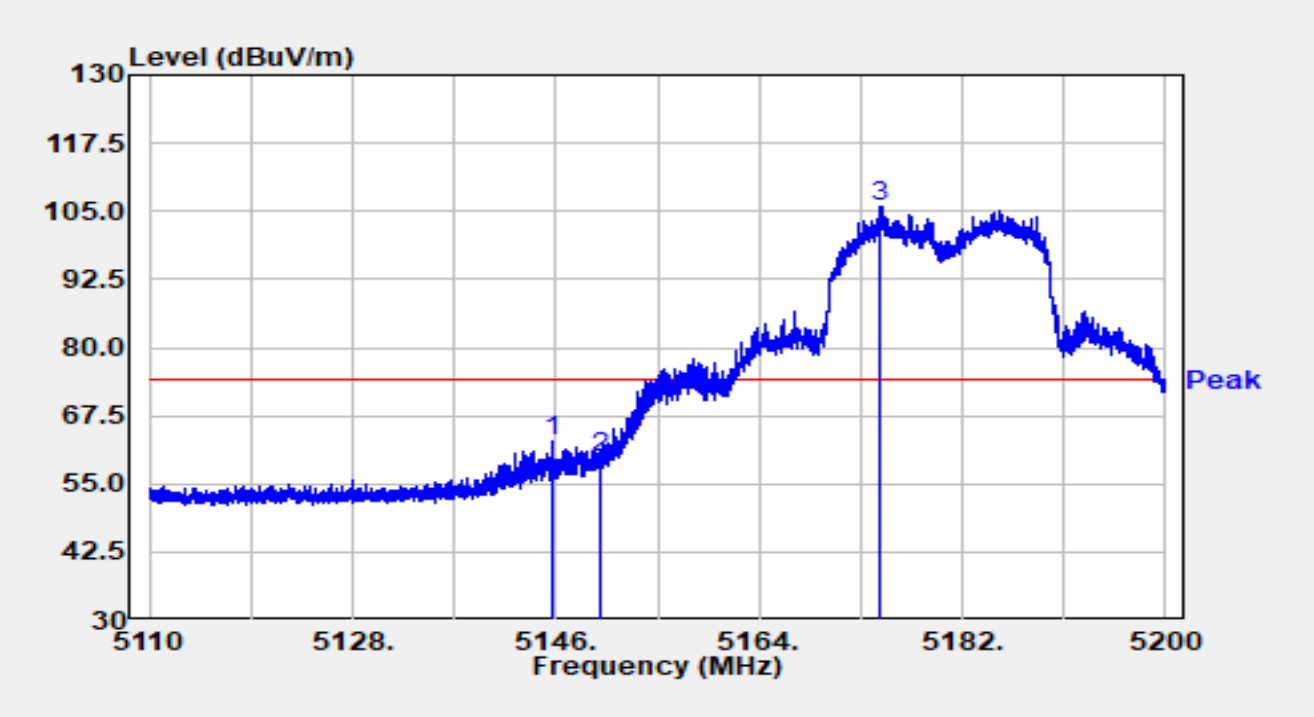


| No | Mark | Frequency (MHz) | Reading (dBμV) | C.F (dB/m) | Measurement (dBμV/m) | Margin (dB) | Limit (dBμV/m) | Detector |
|---|---|---|---|---|---|---|---|---|
| 1 | | 5145.604 | 43.04 | 19.74 | 62.79 | -11.21 | 74.00 | Peak |
| 2 | | 5150.000 | 40.21 | 19.78 | 59.99 | -14.01 | 74.00 | Peak |
| 3 | * | 5174.719 | 86.06 | 19.75 | 105.81 | N/A | N/A | Peak |

Notes:

1. " *", means this data is the worst emission level.

2. C.F (dB/m) = Antenna Factor (dB/m) + Cable Loss (dB) + 16dB Attenuation (dB) - AMP (dB).

3. Measurement (dBμV/m) = Reading (dBμV) + C.F (dB/m).

| | | | |
|---|---|---|---|
| Site | WZ-AC2 | Test Date | 2024-07-12 |
| Test Engineer | Ajin Fan | Temp./Humidity | 25.5°C/46.4% |
| Factor | BBHA 9120D_1457_1-18GHz | Polarity | Vertical |
| EUT | Mobile Computer | Test Voltage | By Battery |
| Test Mode | Transmit by 802.11ax-HE20 at 5180MHz | | |

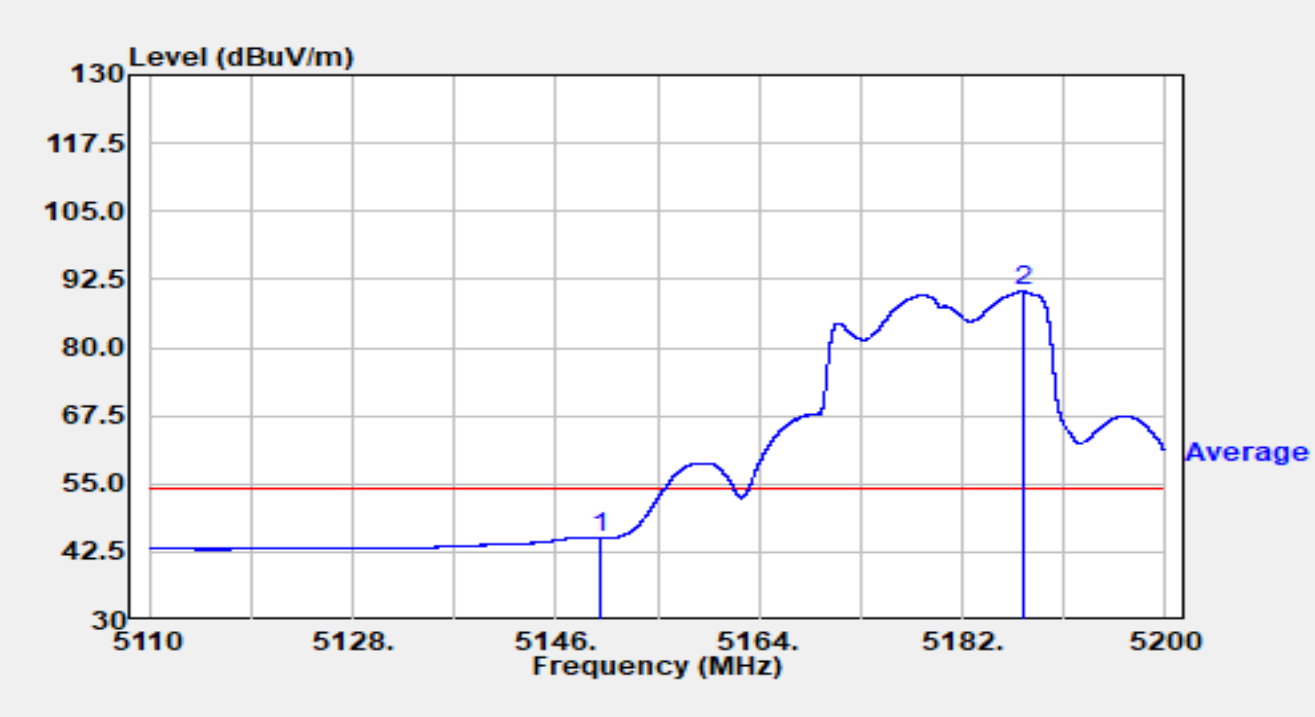


| No | Mark | Frequency (MHz) | Reading (dBμV) | C.F (dB/m) | Measurement (dBμV/m) | Margin (dB) | Limit (dBμV/m) | Detector |
|---|---|---|---|---|---|---|---|---|
| 1 | | 5150.000 | 25.31 | 19.78 | 45.09 | -8.91 | 54.00 | Average |
| 2 | * | 5187.427 | 70.76 | 19.53 | 90.30 | N/A | N/A | Average |

Notes:

1. " *", means this data is the worst emission level.
2. C.F (dB/m) = Antenna Factor (dB/m) + Cable Loss (dB) + 16dB Attenuation (dB) - AMP (dB).
3. Measurement (dBμV/m) = Reading (dBμV) + C.F (dB/m).

| | | | |
|---|---|---|---|
| Site | WZ-AC2 | Test Date | 2024-07-12 |
| Test Engineer | Ajin Fan | Temp./Humidity | 25.5°C/46.4% |
| Factor | BBHA 9120D_1457_1-18GHz | Polarity | Horizontal |
| EUT | Mobile Computer | Test Voltage | By Battery |
| Test Mode | Transmit by 802.11ax-HE20 at 5320MHz | | |

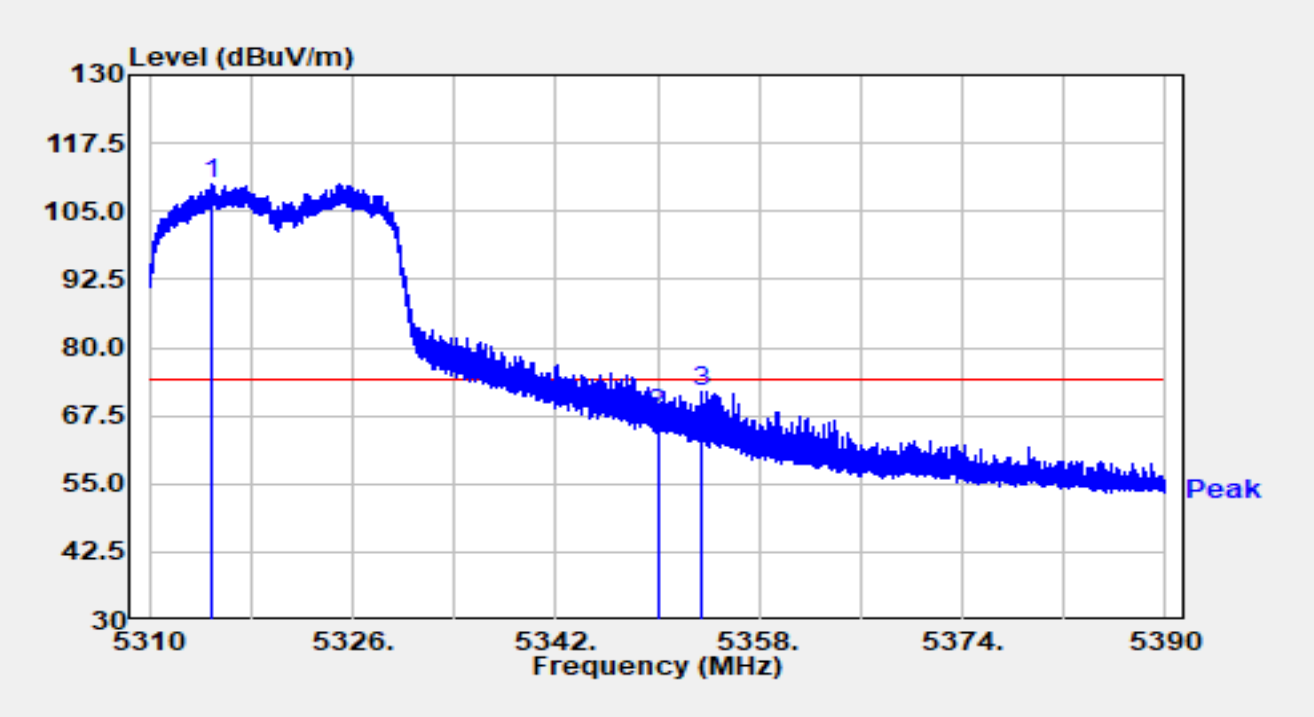


| No | Mark | Frequency (MHz) | Reading (dBµV) | C.F (dB/m) | Measurement (dBµV/m) | Margin (dB) | Limit (dBµV/m) | Detector |
|---|---|---|---|---|---|---|---|---|
| 1 | * | 5314.856 | 90.31 | 19.62 | 109.93 | N/A | N/A | Peak |
| 2 | | 5350.000 | 48.34 | 19.32 | 67.66 | -6.34 | 74.00 | Peak |
| 3 | | 5353.432 | 52.59 | 19.27 | 71.86 | -2.14 | 74.00 | Peak |

Notes:

1. " *", means this data is the worst emission level.
2. C.F (dB/m) = Antenna Factor (dB/m) + Cable Loss (dB) + 16dB Attenuation (dB) - AMP (dB).
3. Measurement (dBµV/m) = Reading (dBµV) + C.F (dB/m).

| | | | |
|---|---|---|---|
| Site | WZ-AC2 | Test Date | 2024-07-12 |
| Test Engineer | Ajin Fan | Temp./Humidity | 25.5°C/46.4% |
| Factor | BBHA 9120D_1457_1-18GHz | Polarity | Horizontal |
| EUT | Mobile Computer | Test Voltage | By Battery |
| Test Mode | Transmit by 802.11ax-HE20 at 5320MHz | | |

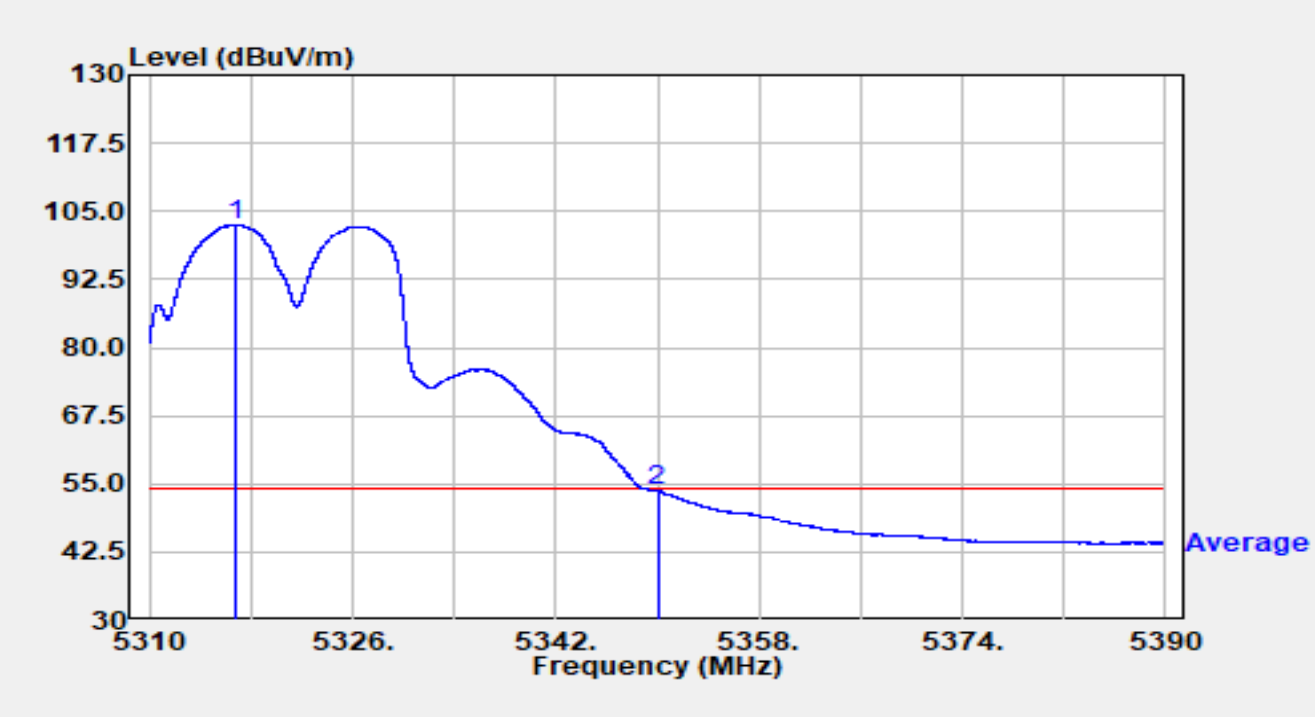


| No | Mark | Frequency (MHz) | Reading (dBμV) | C.F (dB/m) | Measurement (dBμV/m) | Margin (dB) | Limit (dBμV/m) | Detector |
|---|---|---|---|---|---|---|---|---|
| 1 | * | 5316.720 | 82.85 | 19.67 | 102.52 | N/A | N/A | Average |
| 2 | | 5350.000 | 34.37 | 19.32 | 53.69 | -0.31 | 54.00 | Average |

Notes:

1. " *", means this data is the worst emission level.
2. C.F (dB/m) = Antenna Factor (dB/m) + Cable Loss (dB) + 16dB Attenuation (dB) - AMP (dB).
3. Measurement (dBμV/m) = Reading (dBμV) + C.F (dB/m).

| | | | |
|---|---|---|---|
| Site | WZ-AC2 | Test Date | 2024-07-12 |
| Test Engineer | Ajin Fan | Temp./Humidity | 25.5°C/46.4% |
| Factor | BBHA 9120D_1457_1-18GHz | Polarity | Vertical |
| EUT | Mobile Computer | Test Voltage | By Battery |
| Test Mode | Transmit by 802.11ax-HE20 at 5320MHz | | |

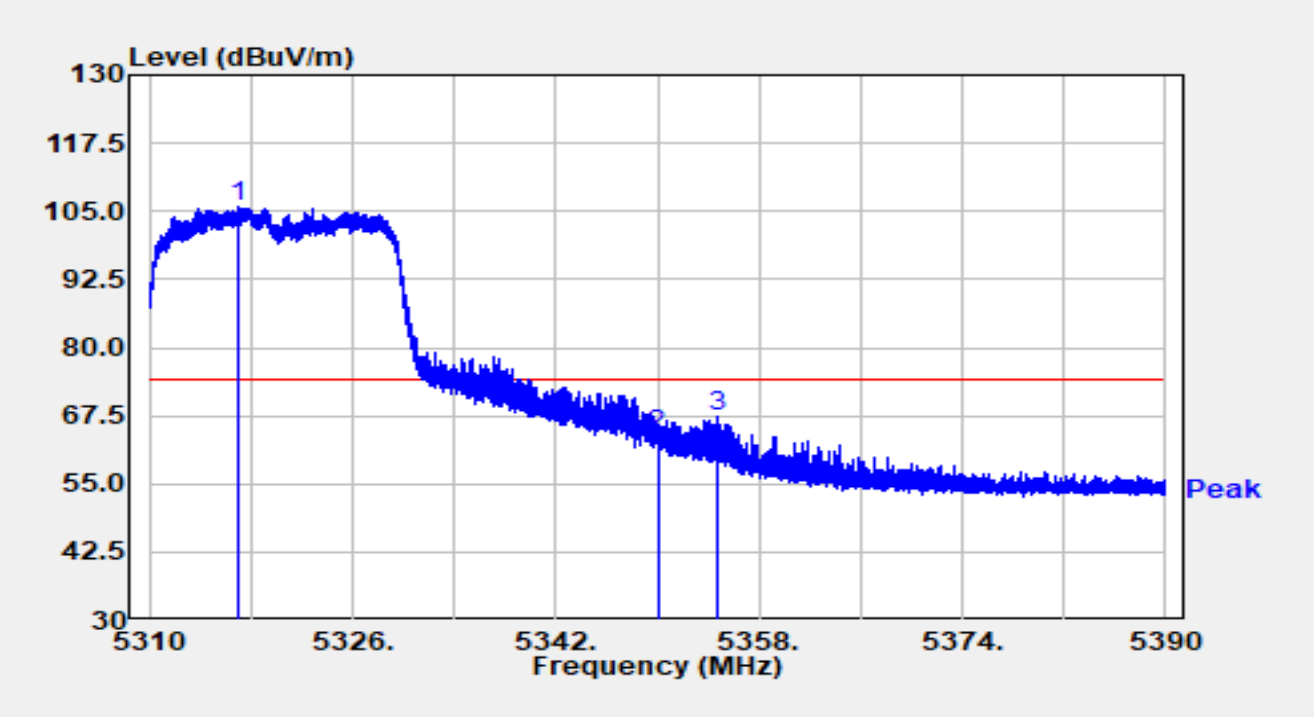


| No | Mark | Frequency (MHz) | Reading (dBμV) | C.F (dB/m) | Measurement (dBμV/m) | Margin (dB) | Limit (dBμV/m) | Detector |
|---|---|---|---|---|---|---|---|---|
| 1 | * | 5317.040 | 86.07 | 19.67 | 105.75 | N/A | N/A | Peak |
| 2 | | 5350.000 | 44.54 | 19.32 | 63.86 | -10.14 | 74.00 | Peak |
| 3 | | 5354.704 | 48.14 | 19.26 | 67.40 | -6.60 | 74.00 | Peak |

Notes:

1. " *", means this data is the worst emission level.

2. C.F (dB/m) = Antenna Factor (dB/m) + Cable Loss (dB) + 16dB Attenuation (dB) - AMP (dB).

3. Measurement (dBμV/m) = Reading (dBμV) + C.F (dB/m).

| | | | |
|---|---|---|---|
| Site | WZ-AC2 | Test Date | 2024-07-12 |
| Test Engineer | Ajin Fan | Temp./Humidity | 25.5°C/46.4% |
| Factor | BBHA 9120D_1457_1-18GHz | Polarity | Vertical |
| EUT | Mobile Computer | Test Voltage | By Battery |
| Test Mode | Transmit by 802.11ax-HE20 at 5320MHz | | |

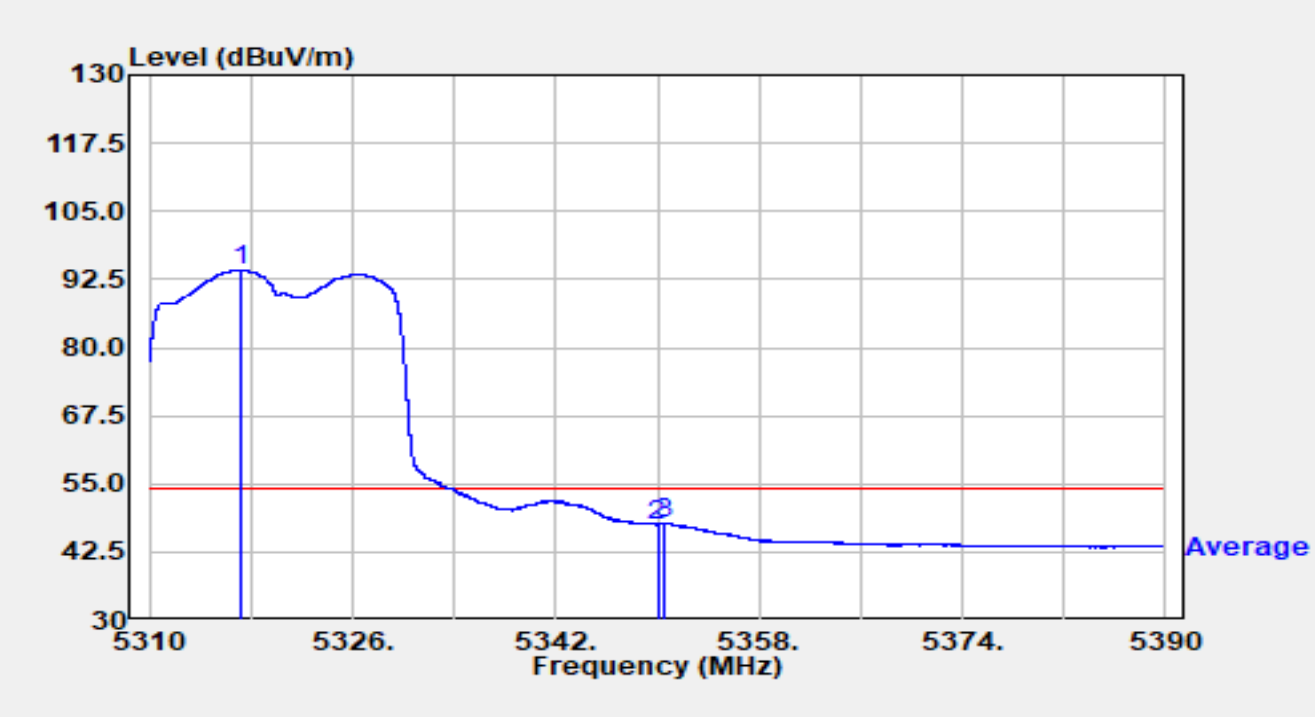


| No | Mark | Frequency (MHz) | Reading (dBµV) | C.F (dB/m) | Measurement (dBµV/m) | Margin (dB) | Limit (dBµV/m) | Detector |
|---|---|---|---|---|---|---|---|---|
| 1 | * | 5317.216 | 74.48 | 19.68 | 94.16 | N/A | N/A | Average |
| 2 | | 5350.000 | 28.15 | 19.32 | 47.47 | -6.53 | 54.00 | Average |
| 3 | | 5350.520 | 28.48 | 19.31 | 47.79 | -6.21 | 54.00 | Average |

Notes:

1. " *", means this data is the worst emission level.
2. C.F (dB/m) = Antenna Factor (dB/m) + Cable Loss (dB) + 16dB Attenuation (dB) - AMP (dB).
3. Measurement (dBµV/m) = Reading (dBµV) + C.F (dB/m).

| | | | |
|---|---|---|---|
| Site | WZ-AC2 | Test Date | 2024-07-12 |
| Test Engineer | Ajin Fan | Temp./Humidity | 25.5°C/46.4% |
| Factor | BBHA 9120D_1457_1-18GHz | Polarity | Horizontal |
| EUT | Mobile Computer | Test Voltage | By Battery |
| Test Mode | Transmit by 802.11ax-HE20 at 5500MHz | | |

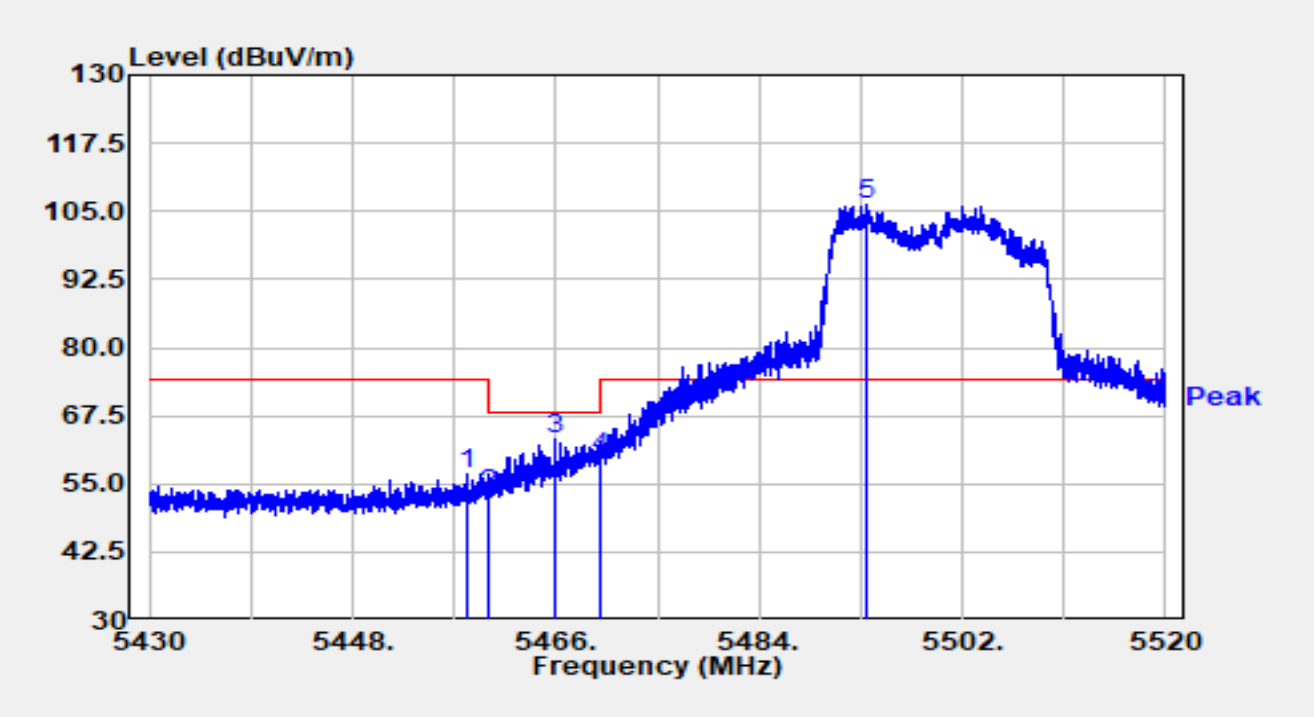


| No | Mark | Frequency (MHz) | Reading (dBμV) | C.F (dB/m) | Measurement (dBμV/m) | Margin (dB) | Limit (dBμV/m) | Detector |
|---|---|---|---|---|---|---|---|---|
| 1 | | 5458.206 | 37.33 | 19.58 | 56.91 | -17.09 | 74.00 | Peak |
| 2 | | 5460.000 | 33.24 | 19.61 | 52.85 | -15.35 | 68.20 | Peak |
| 3 | | 5465.910 | 43.36 | 19.72 | 63.08 | -5.12 | 68.20 | Peak |
| 4 | | 5470.000 | 39.83 | 19.80 | 59.63 | -8.57 | 68.20 | Peak |
| 5 | * | 5493.432 | 86.45 | 19.70 | 106.15 | N/A | N/A | Peak |

Notes:

1. " *", means this data is the worst emission level.

2. C.F (dB/m) = Antenna Factor (dB/m) + Cable Loss (dB) + 16dB Attenuation (dB) - AMP (dB).

3. Measurement (dBμV/m) = Reading (dBμV) + C.F (dB/m).

| | | | |
|---|---|---|---|
| Site | WZ-AC2 | Test Date | 2024-07-12 |
| Test Engineer | Ajin Fan | Temp./Humidity | 25.5°C/46.4% |
| Factor | BBHA 9120D_1457_1-18GHz | Polarity | Horizontal |
| EUT | Mobile Computer | Test Voltage | By Battery |
| Test Mode | Transmit by 802.11ax-HE20 at 5500MHz | | |

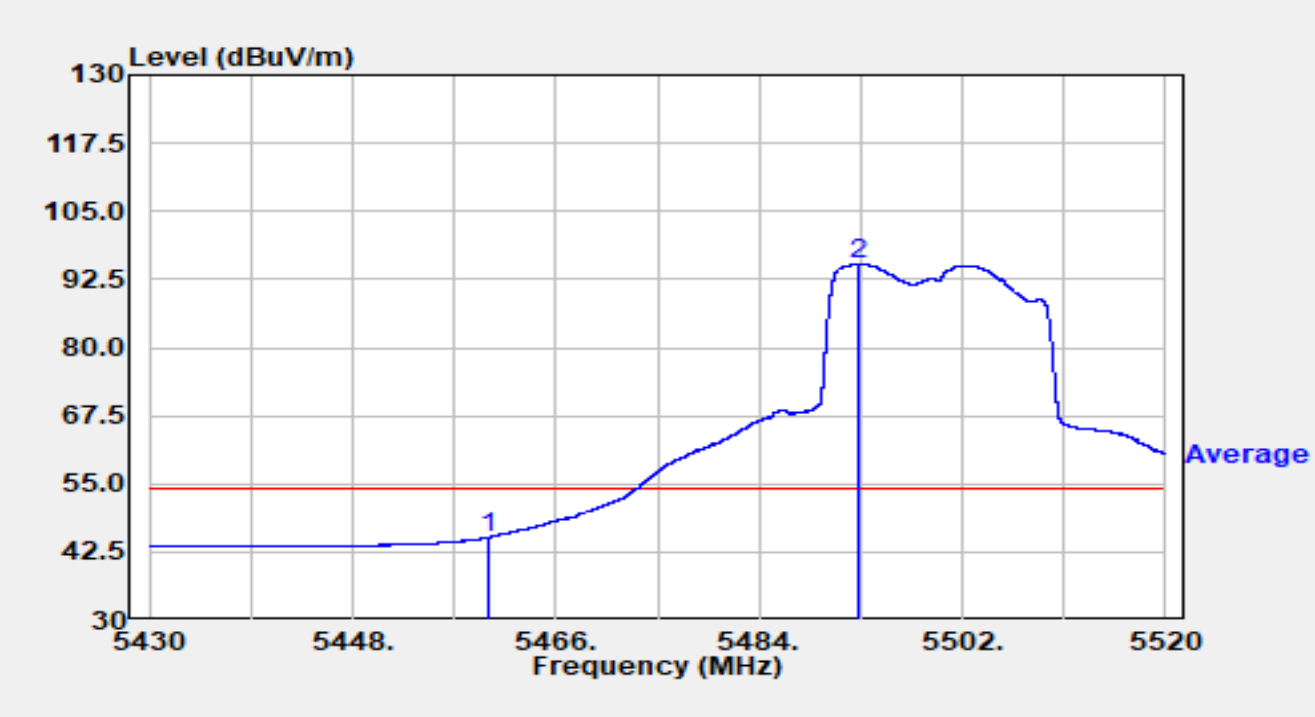


| No | Mark | Frequency (MHz) | Reading (dBμV) | C.F (dB/m) | Measurement (dBμV/m) | Margin (dB) | Limit (dBμV/m) | Detector |
|---|---|---|---|---|---|---|---|---|
| 1 | | 5460.000 | 25.56 | 19.61 | 45.17 | -8.83 | 54.00 | Average |
| 2 | * | 5492.847 | 75.70 | 19.71 | 95.41 | N/A | N/A | Average |

Notes:

1. " *", means this data is the worst emission level.

2. C.F (dB/m) = Antenna Factor (dB/m) + Cable Loss (dB) + 16dB Attenuation (dB) - AMP (dB).

3. Measurement (dBμV/m) = Reading (dBμV) + C.F (dB/m).

| | | | |
|---|---|---|---|
| Site | WZ-AC2 | Test Date | 2024-07-12 |
| Test Engineer | Ajin Fan | Temp./Humidity | 25.5°C/46.4% |
| Factor | BBHA 9120D_1457_1-18GHz | Polarity | Vertical |
| EUT | Mobile Computer | Test Voltage | By Battery |
| Test Mode | Transmit by 802.11ax-HE20 at 5500MHz | | |

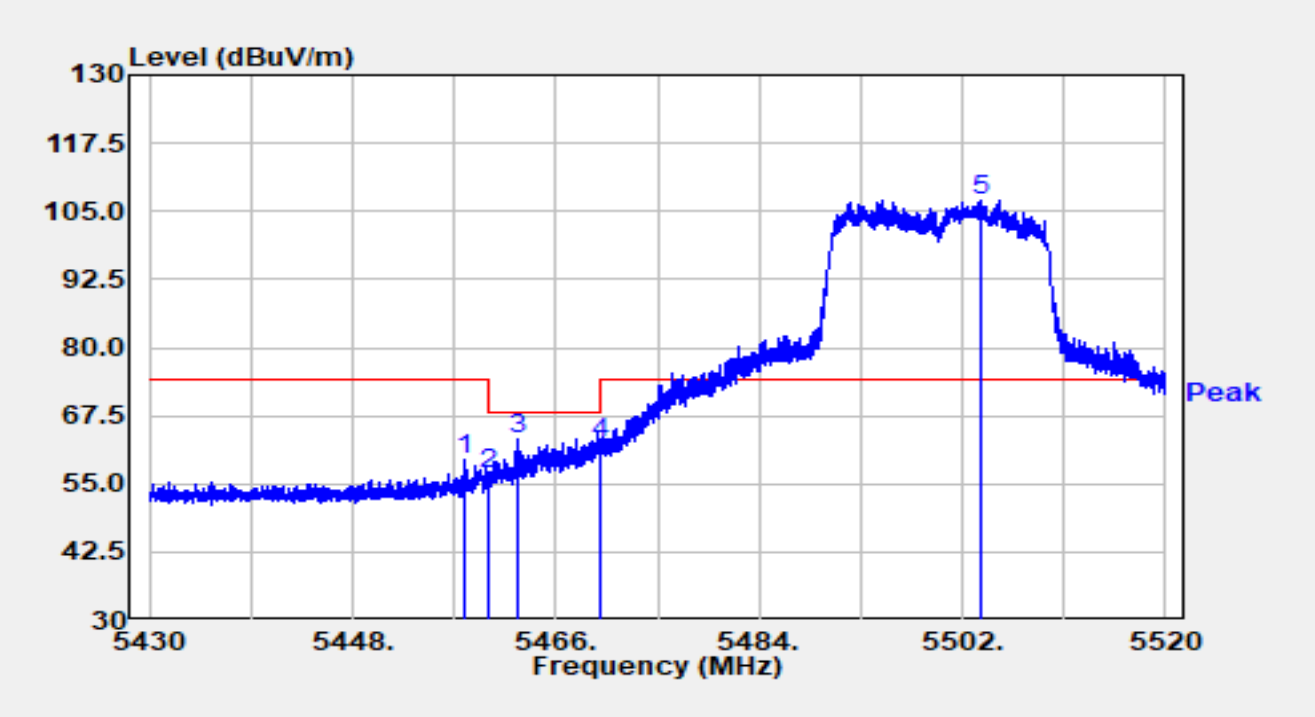


| No | Mark | Frequency (MHz) | Reading (dBμV) | C.F (dB/m) | Measurement (dBμV/m) | Margin (dB) | Limit (dBμV/m) | Detector |
|---|---|---|---|---|---|---|---|---|
| 1 | | 5457.909 | 39.70 | 19.57 | 59.27 | -14.73 | 74.00 | Peak |
| 2 | | 5460.000 | 37.05 | 19.61 | 56.66 | -11.54 | 68.20 | Peak |
| 3 | | 5462.607 | 43.41 | 19.66 | 63.07 | -5.13 | 68.20 | Peak |
| 4 | | 5470.000 | 42.79 | 19.80 | 62.59 | -5.61 | 68.20 | Peak |
| 5 | * | 5503.638 | 87.38 | 19.58 | 106.96 | N/A | N/A | Peak |

Notes:

1. " *", means this data is the worst emission level.

2. C.F (dB/m) = Antenna Factor (dB/m) + Cable Loss (dB) + 16dB Attenuation (dB) - AMP (dB).

3. Measurement (dBμV/m) = Reading (dBμV) + C.F (dB/m).

| | | | |
|---|---|---|---|
| Site | WZ-AC2 | Test Date | 2024-07-12 |
| Test Engineer | Ajin Fan | Temp./Humidity | 25.5°C/46.4% |
| Factor | BBHA 9120D_1457_1-18GHz | Polarity | Vertical |
| EUT | Mobile Computer | Test Voltage | By Battery |
| Test Mode | Transmit by 802.11ax-HE20 at 5500MHz | | |

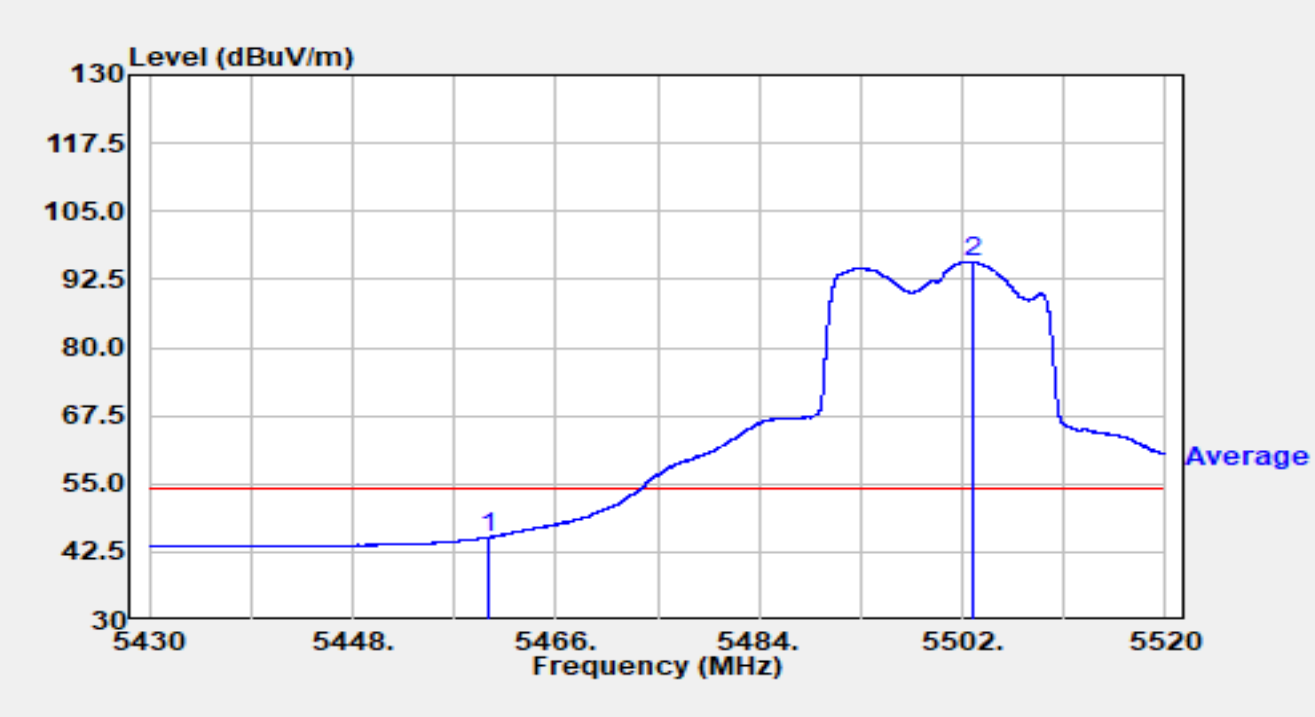


| No | Mark | Frequency (MHz) | Reading (dBμV) | C.F (dB/m) | Measurement (dBμV/m) | Margin (dB) | Limit (dBμV/m) | Detector |
|---|---|---|---|---|---|---|---|---|
| 1 | | 5460.000 | 25.50 | 19.61 | 45.11 | -8.89 | 54.00 | Average |
| 2 | * | 5502.972 | 76.10 | 19.59 | 95.68 | N/A | N/A | Average |

Notes:

1. " *", means this data is the worst emission level.
2. C.F (dB/m) = Antenna Factor (dB/m) + Cable Loss (dB) + 16dB Attenuation (dB) - AMP (dB).
3. Measurement (dBμV/m) = Reading (dBμV) + C.F (dB/m).

| | | | |
|---|---|---|---|
| Site | WZ-AC2 | Test Date | 2024-07-12 |
| Test Engineer | Ajin Fan | Temp./Humidity | 25.5°C/46.4% |
| Factor | BBHA 9120D_1457_1-18GHz | Polarity | Horizontal |
| EUT | Mobile Computer | Test Voltage | By Battery |
| Test Mode | Transmit by 802.11ax-HE20 at 5700MHz | | |

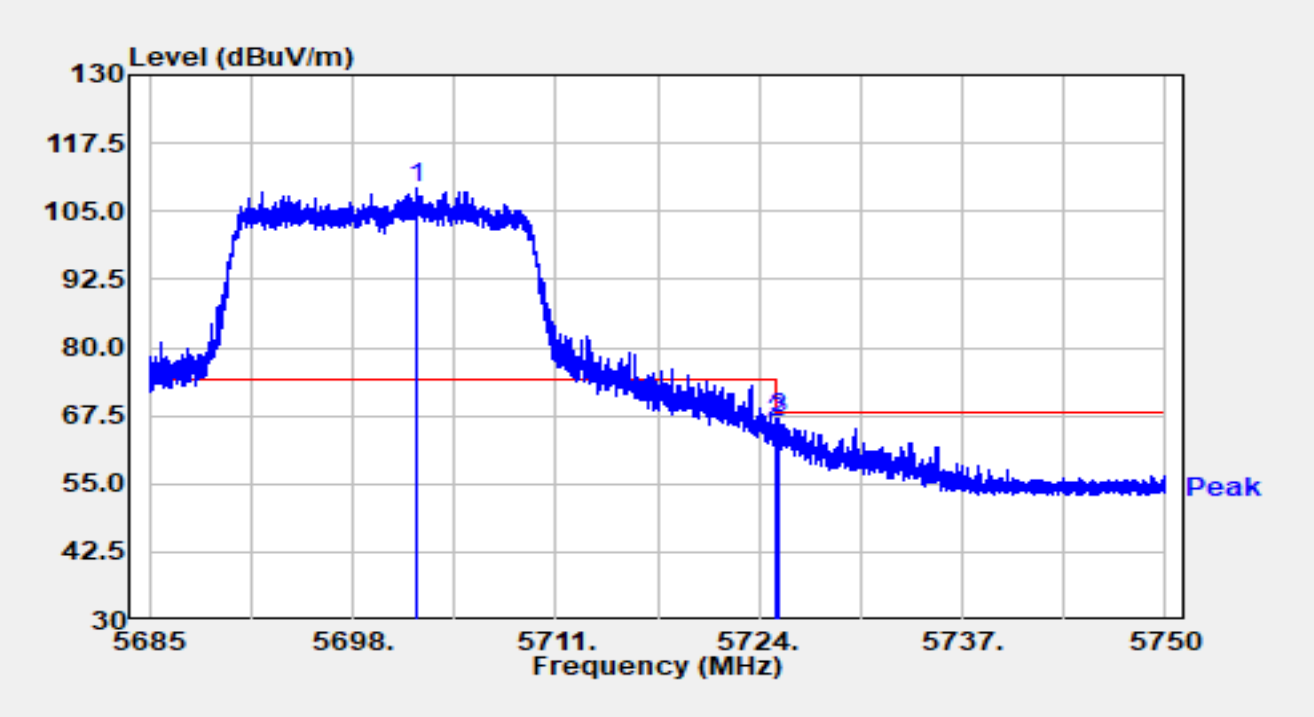


| No | Mark | Frequency (MHz) | Reading (dBμV) | C.F (dB/m) | Measurement (dBμV/m) | Margin (dB) | Limit (dBμV/m) | Detector |
|---|---|---|---|---|---|---|---|---|
| 1 | * | 5702.102 | 88.29 | 20.89 | 109.19 | N/A | N/A | Peak |
| 2 | | 5725.000 | 44.96 | 21.13 | 66.10 | -2.10 | 68.20 | Peak |
| 3 | | 5725.229 | 45.76 | 21.14 | 66.89 | -1.31 | 68.20 | Peak |

Notes:

1. " *", means this data is the worst emission level.

2. C.F (dB/m) = Antenna Factor (dB/m) + Cable Loss (dB) + 16dB Attenuation (dB) - AMP (dB).

3. Measurement (dBμV/m) = Reading (dBμV) + C.F (dB/m).

| | | | |
|---|---|---|---|
| Site | WZ-AC2 | Test Date | 2024-07-12 |
| Test Engineer | Ajin Fan | Temp./Humidity | 25.5°C/46.4% |
| Factor | BBHA 9120D_1457_1-18GHz | Polarity | Vertical |
| EUT | Mobile Computer | Test Voltage | By Battery |
| Test Mode | Transmit by 802.11ax-HE20 at 5700MHz | | |

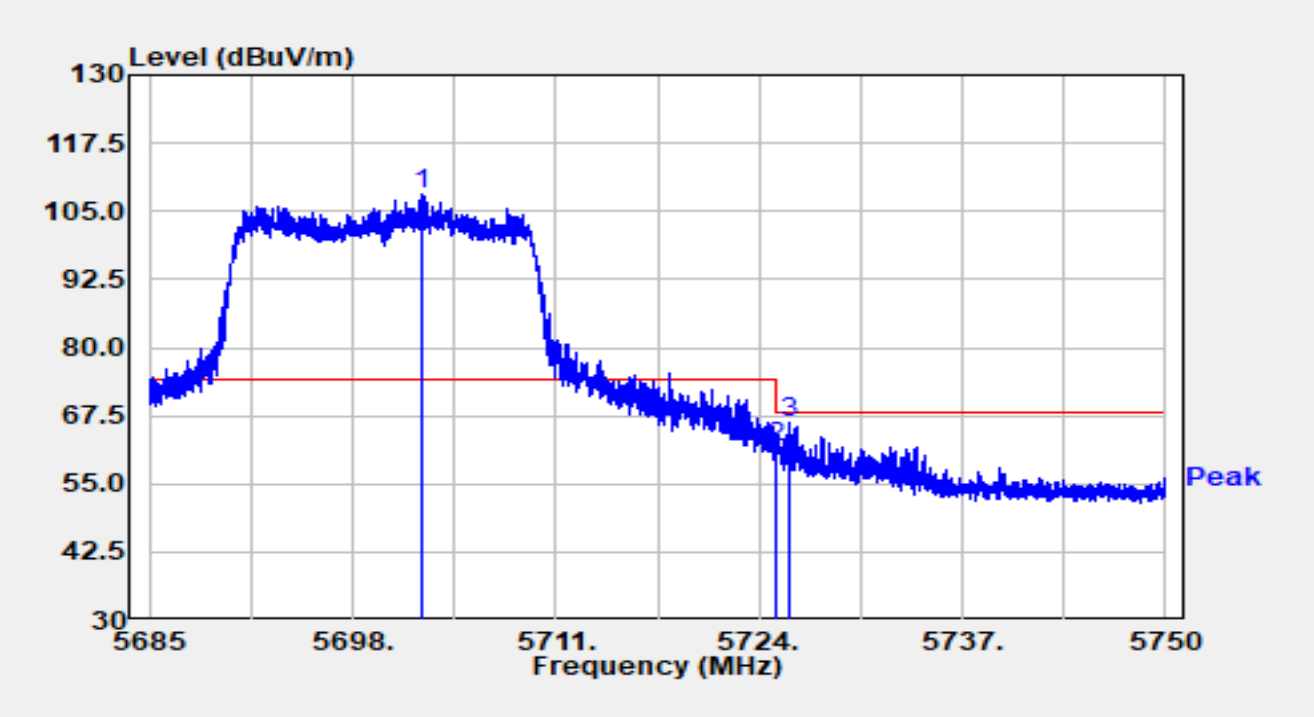


| No | Mark | Frequency (MHz) | Reading (dBμV) | C.F (dB/m) | Measurement (dBμV/m) | Margin (dB) | Limit (dBμV/m) | Detector |
|---|---|---|---|---|---|---|---|---|
| 1 | * | 5702.511 | 87.15 | 20.90 | 108.05 | N/A | N/A | Peak |
| 2 | | 5725.000 | 40.49 | 21.13 | 61.63 | -6.57 | 68.20 | Peak |
| 3 | | 5725.885 | 45.14 | 21.14 | 66.28 | -1.92 | 68.20 | Peak |

Notes:

1. " *", means this data is the worst emission level.
2. C.F (dB/m) = Antenna Factor (dB/m) + Cable Loss (dB) + 16dB Attenuation (dB) - AMP (dB).
3. Measurement (dBμV/m) = Reading (dBμV) + C.F (dB/m).

| | | | |
|---|---|---|---|
| Site | WZ-AC2 | Test Date | 2024-07-12 |
| Test Engineer | Ajin Fan | Temp./Humidity | 25.5°C/46.4% |
| Factor | BBHA 9120D_1457_1-18GHz | Polarity | Horizontal |
| EUT | Mobile Computer | Test Voltage | By Battery |
| Test Mode | Transmit by 802.11ax-HE20 at 5745MHz | | |

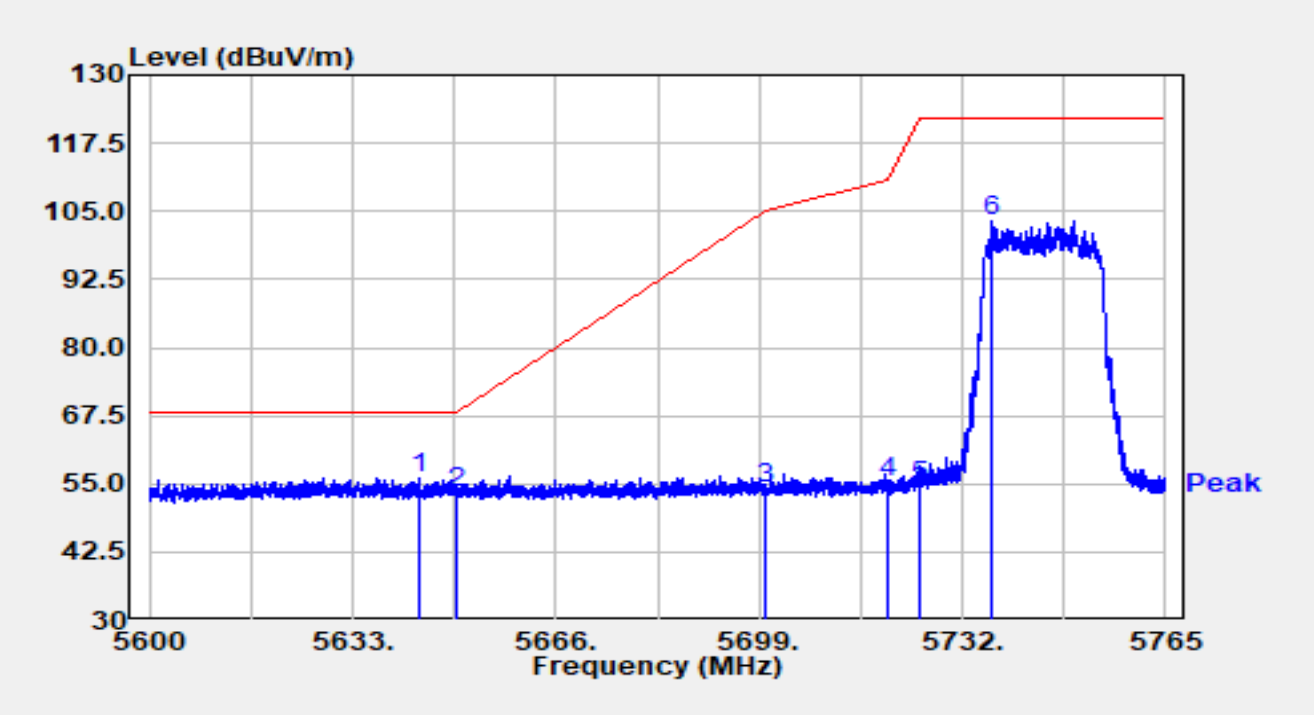


| No | Mark | Frequency (MHz) | Reading (dBμV) | C.F (dB/m) | Measurement (dBμV/m) | Margin (dB) | Limit (dBμV/m) | Detector |
|---|---|---|---|---|---|---|---|---|
| 1 | * | 5643.857 | 35.32 | 20.56 | 55.88 | -12.32 | 68.20 | Peak |
| 2 | | 5650.000 | 32.98 | 20.50 | 53.48 | -14.72 | 68.20 | Peak |
| 3 | | 5700.000 | 33.12 | 20.86 | 53.98 | -51.22 | 105.20 | Peak |
| 4 | | 5720.000 | 34.28 | 21.09 | 55.37 | -55.43 | 110.80 | Peak |
| 5 | | 5725.000 | 33.57 | 21.13 | 54.70 | -67.50 | 122.20 | Peak |
| 6 | | 5736.868 | 82.27 | 21.02 | 103.30 | N/A | N/A | Peak |

Notes:

1. " *", means this data is the worst emission level.
2. C.F (dB/m) = Antenna Factor (dB/m) + Cable Loss (dB) + 16dB Attenuation (dB) - AMP (dB).
3. Measurement (dBμV/m) = Reading (dBμV) + C.F (dB/m).

| | | | |
|---|---|---|---|
| Site | WZ-AC2 | Test Date | 2024-07-12 |
| Test Engineer | Ajin Fan | Temp./Humidity | 25.5°C/46.4% |
| Factor | BBHA 9120D_1457_1-18GHz | Polarity | Vertical |
| EUT | Mobile Computer | Test Voltage | By Battery |
| Test Mode | Transmit by 802.11ax-HE20 at 5745MHz | | |

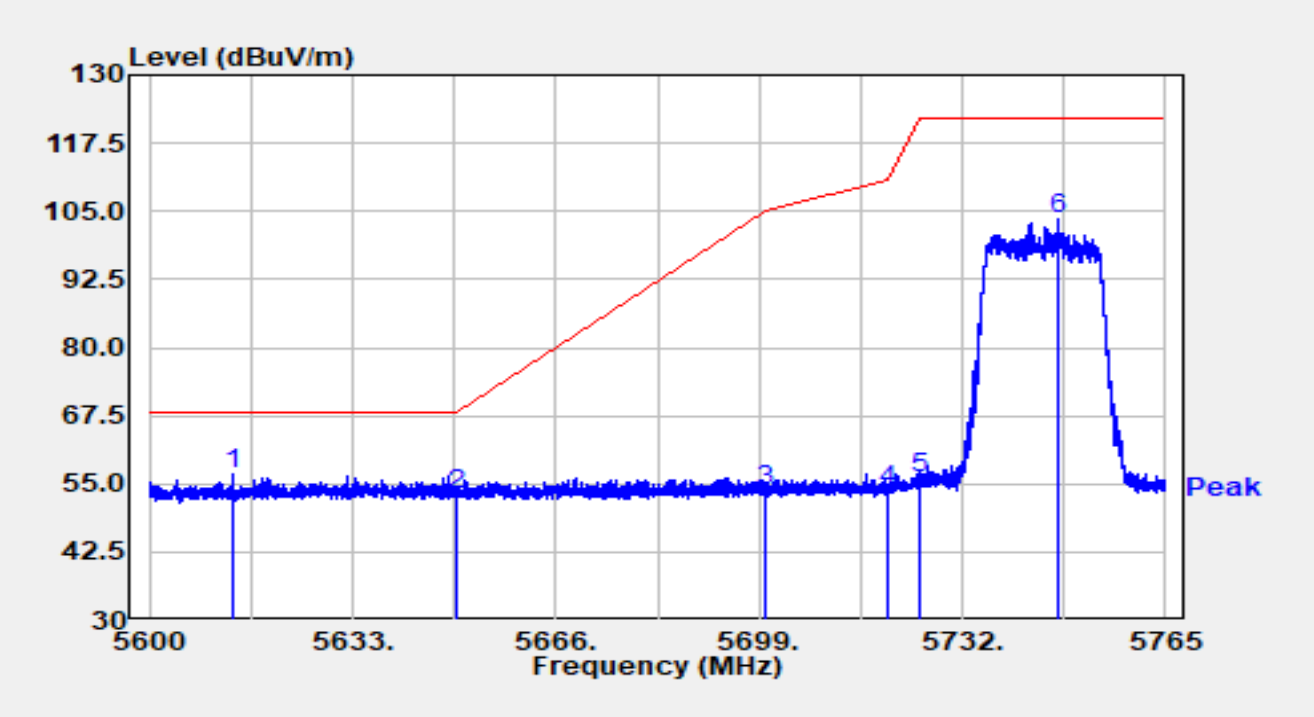


| No | Mark | Frequency (MHz) | Reading (dBμV) | C.F (dB/m) | Measurement (dBμV/m) | Margin (dB) | Limit (dBμV/m) | Detector |
|---|---|---|---|---|---|---|---|---|
| 1 | * | 5613.546 | 36.59 | 20.16 | 56.75 | -11.45 | 68.20 | Peak |
| 2 | | 5650.000 | 32.55 | 20.50 | 53.06 | -15.14 | 68.20 | Peak |
| 3 | | 5700.000 | 33.05 | 20.86 | 53.91 | -51.29 | 105.20 | Peak |
| 4 | | 5720.000 | 32.76 | 21.09 | 53.85 | -56.95 | 110.80 | Peak |
| 5 | | 5725.000 | 34.95 | 21.13 | 56.08 | -66.12 | 122.20 | Peak |
| 6 | | 5747.428 | 82.63 | 20.98 | 103.61 | N/A | N/A | Peak |

Notes:

1. " *", means this data is the worst emission level.
2. C.F (dB/m) = Antenna Factor (dB/m) + Cable Loss (dB) + 16dB Attenuation (dB) - AMP (dB).
3. Measurement (dBμV/m) = Reading (dBμV) + C.F (dB/m).

| | | | |
|---|---|---|---|
| Site | WZ-AC2 | Test Date | 2024-07-12 |
| Test Engineer | Ajin Fan | Temp./Humidity | 25.5°C/46.4% |
| Factor | BBHA 9120D_1457_1-18GHz | Polarity | Horizontal |
| EUT | Mobile Computer | Test Voltage | By Battery |
| Test Mode | Transmit by 802.11ax-HE20 at 5825MHz | | |

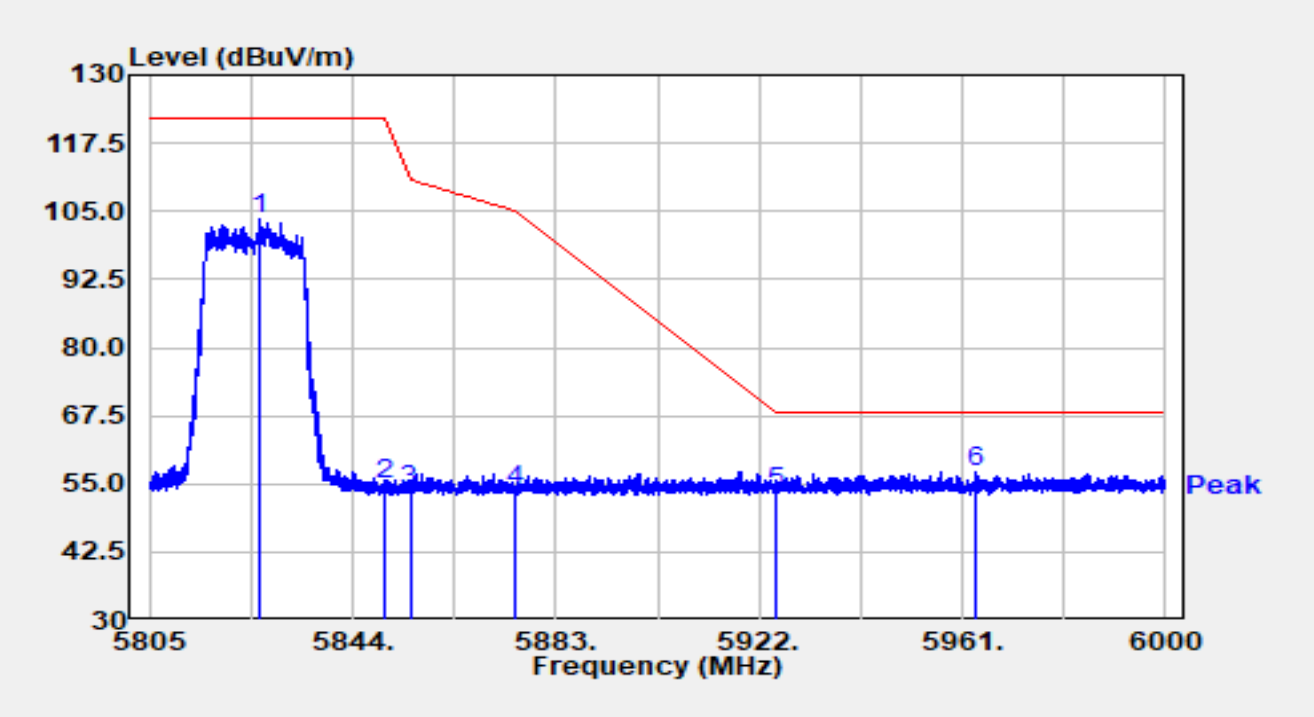


| No | Mark | Frequency (MHz) | Reading (dBμV) | C.F (dB/m) | Measurement (dBμV/m) | Margin (dB) | Limit (dBμV/m) | Detector |
|---|---|---|---|---|---|---|---|---|
| 1 | | 5826.177 | 82.35 | 21.28 | 103.63 | N/A | N/A | Peak |
| 2 | | 5850.000 | 33.52 | 21.41 | 54.93 | -67.27 | 122.20 | Peak |
| 3 | | 5855.000 | 32.48 | 21.46 | 53.94 | -56.86 | 110.80 | Peak |
| 4 | | 5875.000 | 32.19 | 21.51 | 53.70 | -51.50 | 105.20 | Peak |
| 5 | | 5925.000 | 32.04 | 21.51 | 53.55 | -14.65 | 68.20 | Peak |
| 6 | * | 5963.418 | 35.76 | 21.58 | 57.35 | -10.85 | 68.20 | Peak |

Notes:

1. " *", means this data is the worst emission level.
2. C.F (dB/m) = Antenna Factor (dB/m) + Cable Loss (dB) + 16dB Attenuation (dB) - AMP (dB).
3. Measurement (dBμV/m) = Reading (dBμV) + C.F (dB/m).

| | | | |
|---|---|---|---|
| Site | WZ-AC2 | Test Date | 2024-07-12 |
| Test Engineer | Ajin Fan | Temp./Humidity | 25.5°C/46.4% |
| Factor | BBHA 9120D_1457_1-18GHz | Polarity | Vertical |
| EUT | Mobile Computer | Test Voltage | By Battery |
| Test Mode | Transmit by 802.11ax-HE20 at 5825MHz | | |

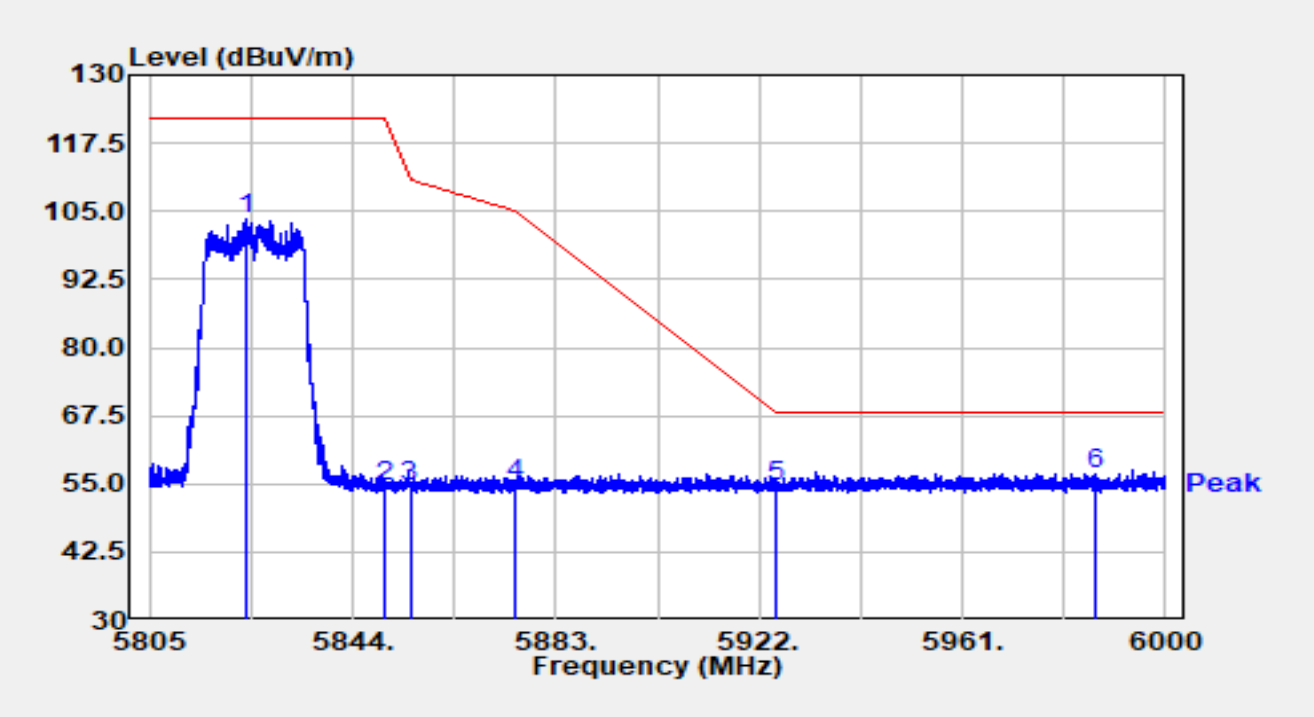


| No | Mark | Frequency (MHz) | Reading (dBμV) | C.F (dB/m) | Measurement (dBμV/m) | Margin (dB) | Limit (dBμV/m) | Detector |
|---|---|---|---|---|---|---|---|---|
| 1 | | 5823.701 | 82.24 | 21.30 | 103.54 | N/A | N/A | Peak |
| 2 | | 5850.000 | 33.04 | 21.41 | 54.45 | -67.75 | 122.20 | Peak |
| 3 | | 5855.000 | 33.01 | 21.46 | 54.47 | -56.33 | 110.80 | Peak |
| 4 | | 5875.000 | 33.38 | 21.51 | 54.89 | -50.31 | 105.20 | Peak |
| 5 | | 5925.000 | 32.96 | 21.51 | 54.47 | -13.73 | 68.20 | Peak |
| 6 | * | 5986.447 | 35.28 | 21.61 | 56.89 | -11.31 | 68.20 | Peak |

Notes:

1. " *", means this data is the worst emission level.
2. C.F (dB/m) = Antenna Factor (dB/m) + Cable Loss (dB) + 16dB Attenuation (dB) - AMP (dB).
3. Measurement (dBμV/m) = Reading (dBμV) + C.F (dB/m).

| | | | |
|---|---|---|---|
| Site | WZ-AC2 | Test Date | 2024-07-12 |
| Test Engineer | Ajin Fan | Temp./Humidity | 25.5°C/46.4% |
| Factor | BBHA 9120D_1457_1-18GHz | Polarity | Horizontal |
| EUT | Mobile Computer | Test Voltage | By Battery |
| Test Mode | Transmit by 802.11ax-HE40 at 5190MHz | | |

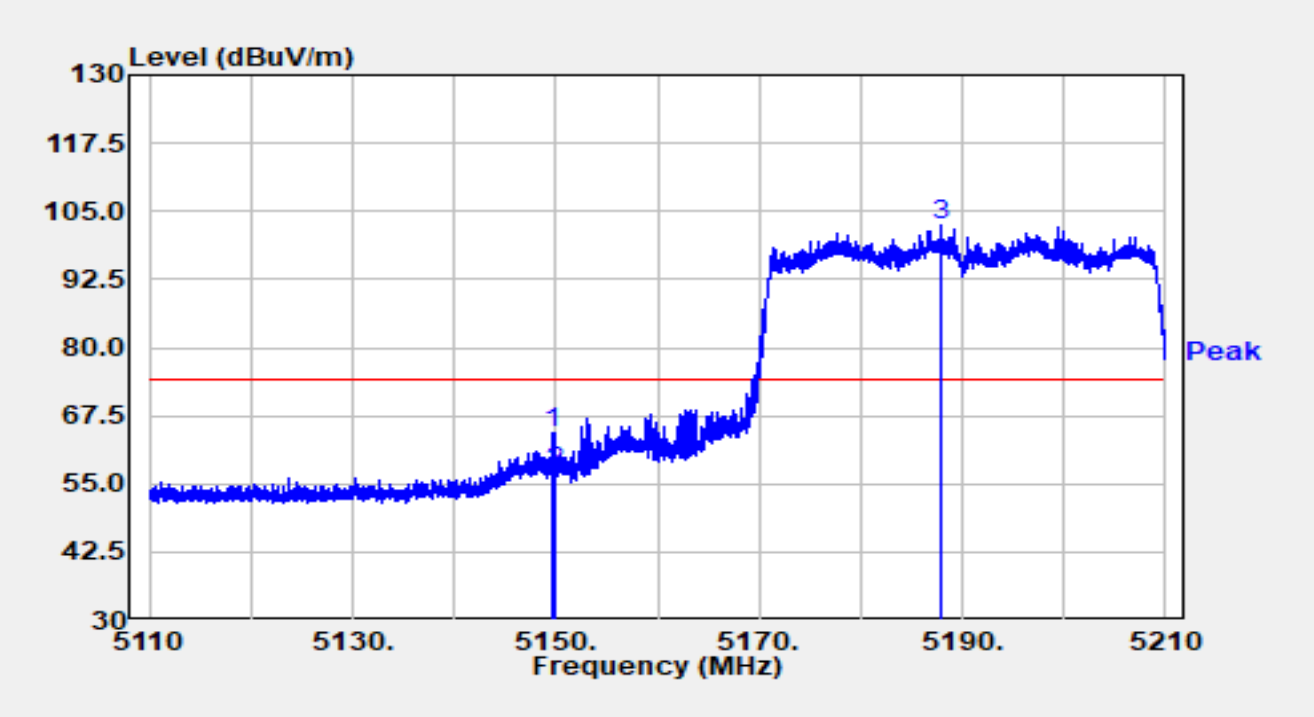


| No | Mark | Frequency (MHz) | Reading (dBμV) | C.F (dB/m) | Measurement (dBμV/m) | Margin (dB) | Limit (dBμV/m) | Detector |
|---|---|---|---|---|---|---|---|---|
| 1 | | 5149.780 | 44.58 | 19.78 | 64.36 | -9.64 | 74.00 | Peak |
| 2 | | 5150.000 | 37.28 | 19.78 | 57.06 | -16.94 | 74.00 | Peak |
| 3 | * | 5187.890 | 82.82 | 19.52 | 102.34 | N/A | N/A | Peak |

Notes:

1. " *", means this data is the worst emission level.

2. C.F (dB/m) = Antenna Factor (dB/m) + Cable Loss (dB) + 16dB Attenuation (dB) - AMP (dB).

3. Measurement (dBμV/m) = Reading (dBμV) + C.F (dB/m).

| | | | |
|---|---|---|---|
| Site | WZ-AC2 | Test Date | 2024-07-12 |
| Test Engineer | Ajin Fan | Temp./Humidity | 25.5°C/46.4% |
| Factor | BBHA 9120D_1457_1-18GHz | Polarity | Horizontal |
| EUT | Mobile Computer | Test Voltage | By Battery |
| Test Mode | Transmit by 802.11ax-HE40 at 5190MHz | | |

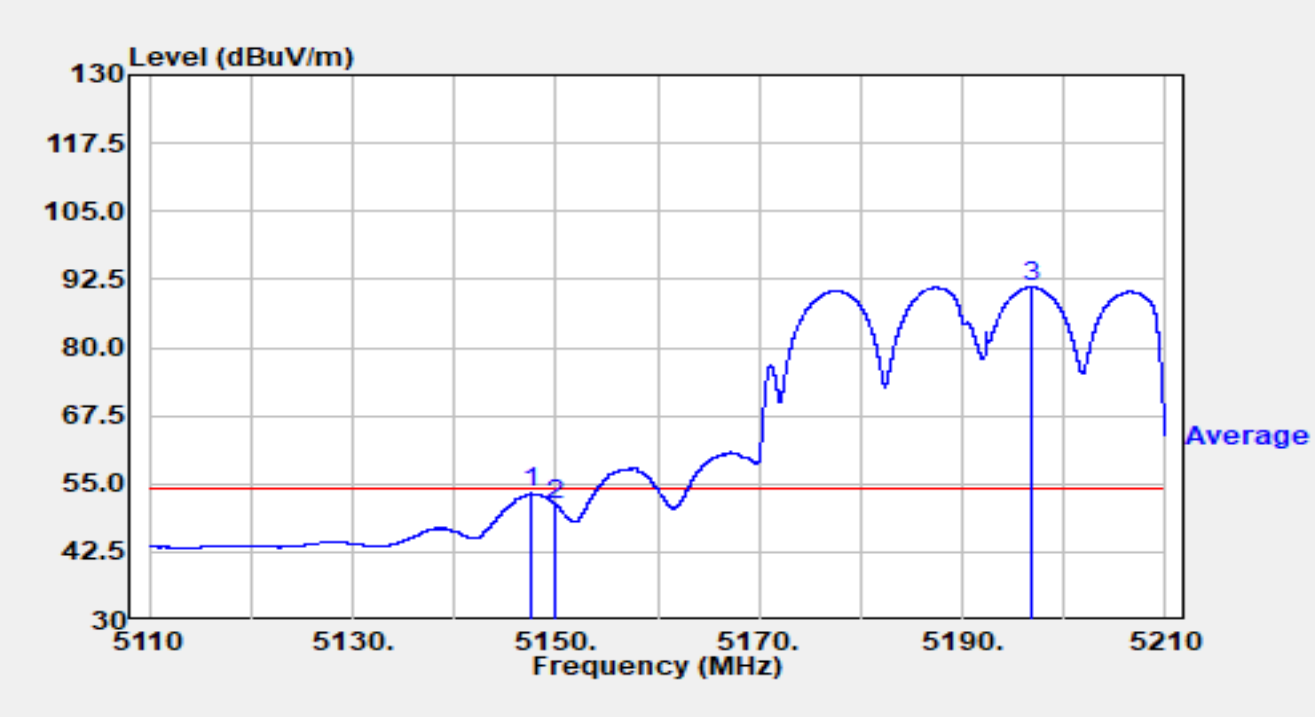


| No | Mark | Frequency (MHz) | Reading (dBμV) | C.F (dB/m) | Measurement (dBμV/m) | Margin (dB) | Limit (dBμV/m) | Detector |
|---|---|---|---|---|---|---|---|---|
| 1 | | 5147.630 | 33.45 | 19.77 | 53.22 | -0.78 | 54.00 | Average |
| 2 | | 5150.000 | 31.48 | 19.78 | 51.26 | -2.74 | 54.00 | Average |
| 3 | * | 5196.770 | 71.73 | 19.34 | 91.07 | N/A | N/A | Average |

Notes:

1. " *", means this data is the worst emission level.

2. C.F (dB/m) = Antenna Factor (dB/m) + Cable Loss (dB) + 16dB Attenuation (dB) - AMP (dB).

3. Measurement (dBμV/m) = Reading (dBμV) + C.F (dB/m).

| | | | |
|---|---|---|---|
| Site | WZ-AC2 | Test Date | 2024-07-12 |
| Test Engineer | Ajin Fan | Temp./Humidity | 25.5°C/46.4% |
| Factor | BBHA 9120D_1457_1-18GHz | Polarity | Vertical |
| EUT | Mobile Computer | Test Voltage | By Battery |
| Test Mode | Transmit by 802.11ax-HE40 at 5190MHz | | |

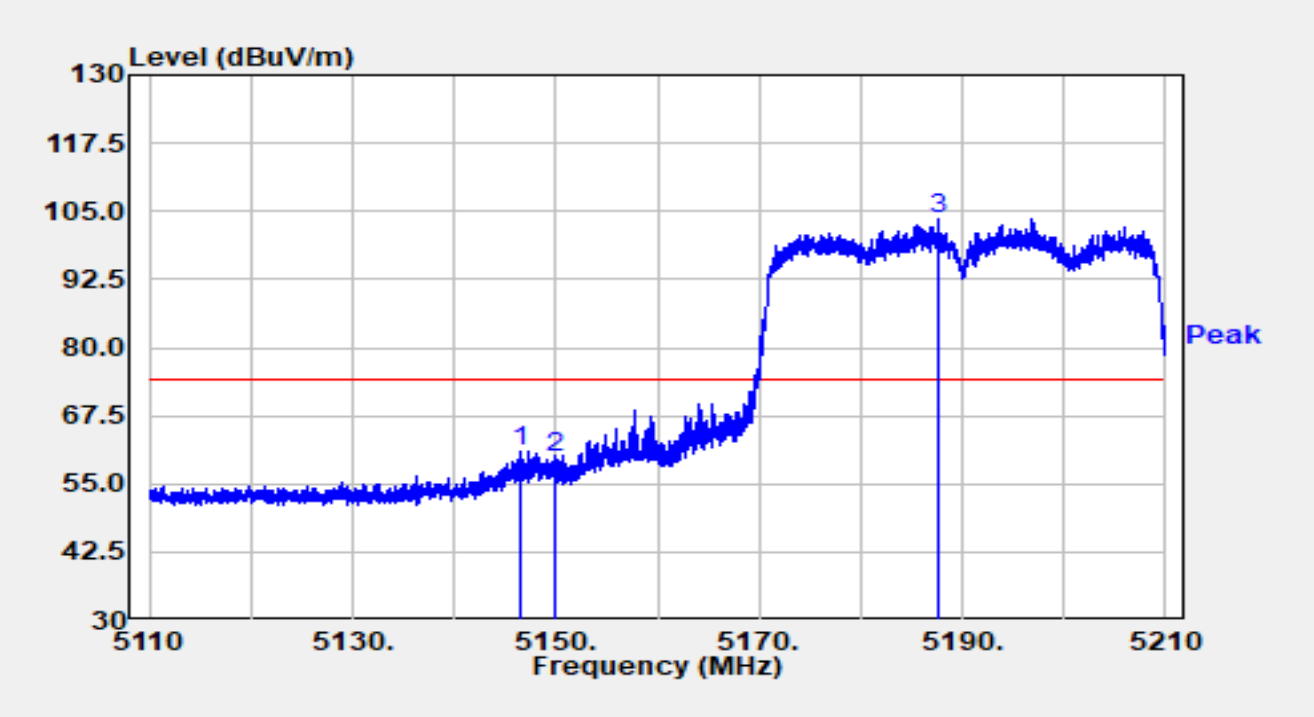


| No | Mark | Frequency (MHz) | Reading (dBμV) | C.F (dB/m) | Measurement (dBμV/m) | Margin (dB) | Limit (dBμV/m) | Detector |
|---|---|---|---|---|---|---|---|---|
| 1 | | 5146.540 | 41.30 | 19.75 | 61.05 | -12.95 | 74.00 | Peak |
| 2 | | 5150.000 | 40.18 | 19.78 | 59.95 | -14.05 | 74.00 | Peak |
| 3 | * | 5187.550 | 84.18 | 19.53 | 103.71 | N/A | N/A | Peak |

Notes:

1. " *", means this data is the worst emission level.

2. C.F (dB/m) = Antenna Factor (dB/m) + Cable Loss (dB) + 16dB Attenuation (dB) - AMP (dB).

3. Measurement (dBμV/m) = Reading (dBμV) + C.F (dB/m).

| | | | |
|---|---|---|---|
| Site | WZ-AC2 | Test Date | 2024-07-12 |
| Test Engineer | Ajin Fan | Temp./Humidity | 25.5°C/46.4% |
| Factor | BBHA 9120D_1457_1-18GHz | Polarity | Vertical |
| EUT | Mobile Computer | Test Voltage | By Battery |
| Test Mode | Transmit by 802.11ax-HE40 at 5190MHz | | |

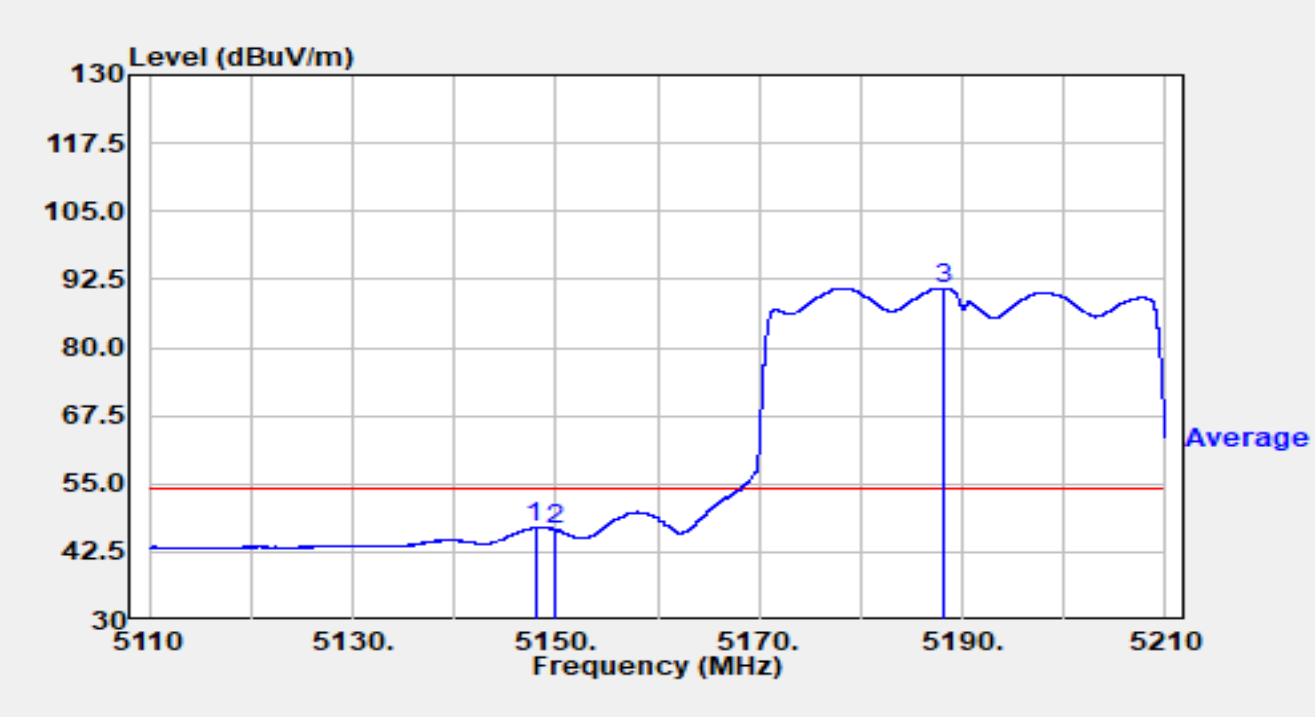


| No | Mark | Frequency (MHz) | Reading (dBμV) | C.F (dB/m) | Measurement (dBμV/m) | Margin (dB) | Limit (dBμV/m) | Detector |
|---|---|---|---|---|---|---|---|---|
| 1 | | 5147.960 | 27.26 | 19.77 | 47.03 | -6.97 | 54.00 | Average |
| 2 | | 5150.000 | 26.90 | 19.78 | 46.67 | -7.33 | 54.00 | Average |
| 3 | * | 5188.200 | 71.41 | 19.52 | 90.93 | N/A | N/A | Average |

Notes:

1. " *", means this data is the worst emission level.

2. C.F (dB/m) = Antenna Factor (dB/m) + Cable Loss (dB) + 16dB Attenuation (dB) - AMP (dB).

3. Measurement (dBμV/m) = Reading (dBμV) + C.F (dB/m).

| | | | |
|---|---|---|---|
| Site | WZ-AC2 | Test Date | 2024-07-12 |
| Test Engineer | Ajin Fan | Temp./Humidity | 25.5°C/46.4% |
| Factor | BBHA 9120D_1457_1-18GHz | Polarity | Horizontal |
| EUT | Mobile Computer | Test Voltage | By Battery |
| Test Mode | Transmit by 802.11ax-HE40 at 5310MHz | | |

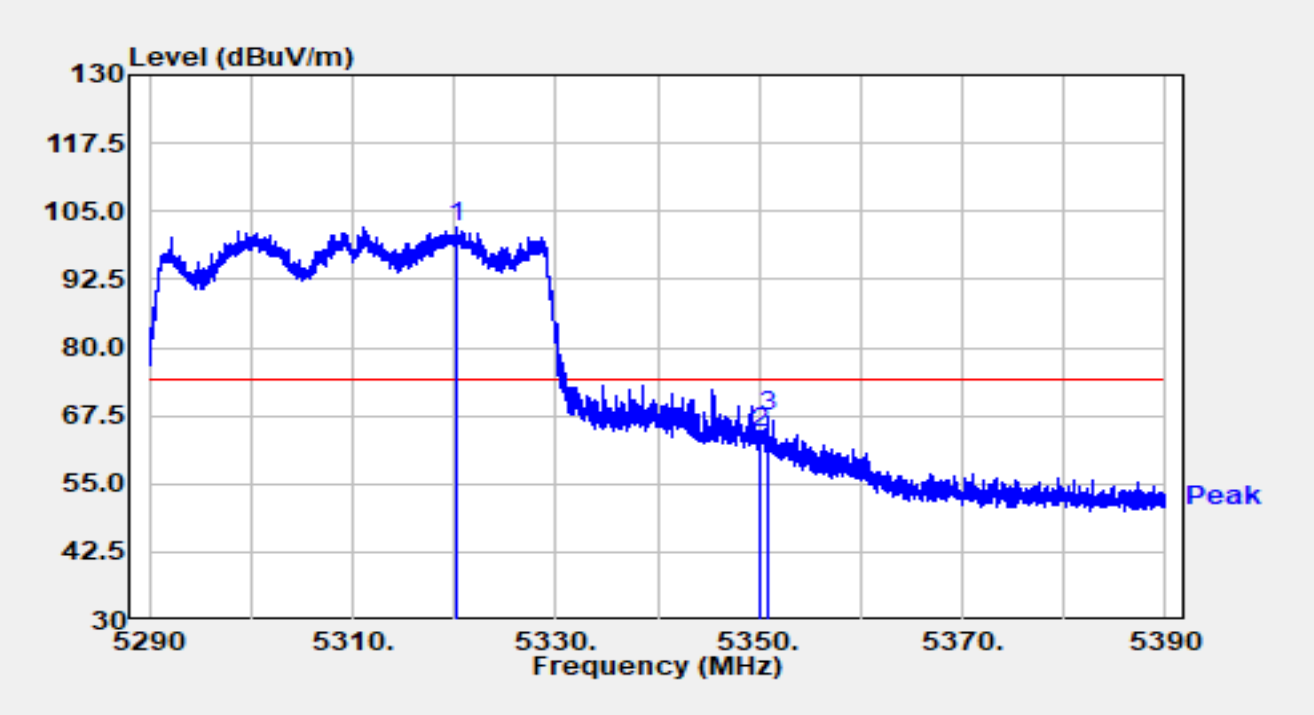


| No | Mark | Frequency (MHz) | Reading (dBμV) | C.F (dB/m) | Measurement (dBμV/m) | Margin (dB) | Limit (dBμV/m) | Detector |
|---|---|---|---|---|---|---|---|---|
| 1 | * | 5320.120 | 82.21 | 19.71 | 101.92 | N/A | N/A | Peak |
| 2 | | 5350.000 | 45.04 | 19.32 | 64.37 | -9.63 | 74.00 | Peak |
| 3 | | 5350.970 | 48.10 | 19.30 | 67.40 | -6.60 | 74.00 | Peak |

Notes:

1. " *", means this data is the worst emission level.

2. C.F (dB/m) = Antenna Factor (dB/m) + Cable Loss (dB) + 16dB Attenuation (dB) - AMP (dB).

3. Measurement (dBμV/m) = Reading (dBμV) + C.F (dB/m).

| | | | |
|---|---|---|---|
| Site | WZ-AC2 | Test Date | 2024-07-12 |
| Test Engineer | Ajin Fan | Temp./Humidity | 25.5°C/46.4% |
| Factor | BBHA 9120D_1457_1-18GHz | Polarity | Horizontal |
| EUT | Mobile Computer | Test Voltage | By Battery |
| Test Mode | Transmit by 802.11ax-HE40 at 5310MHz | | |

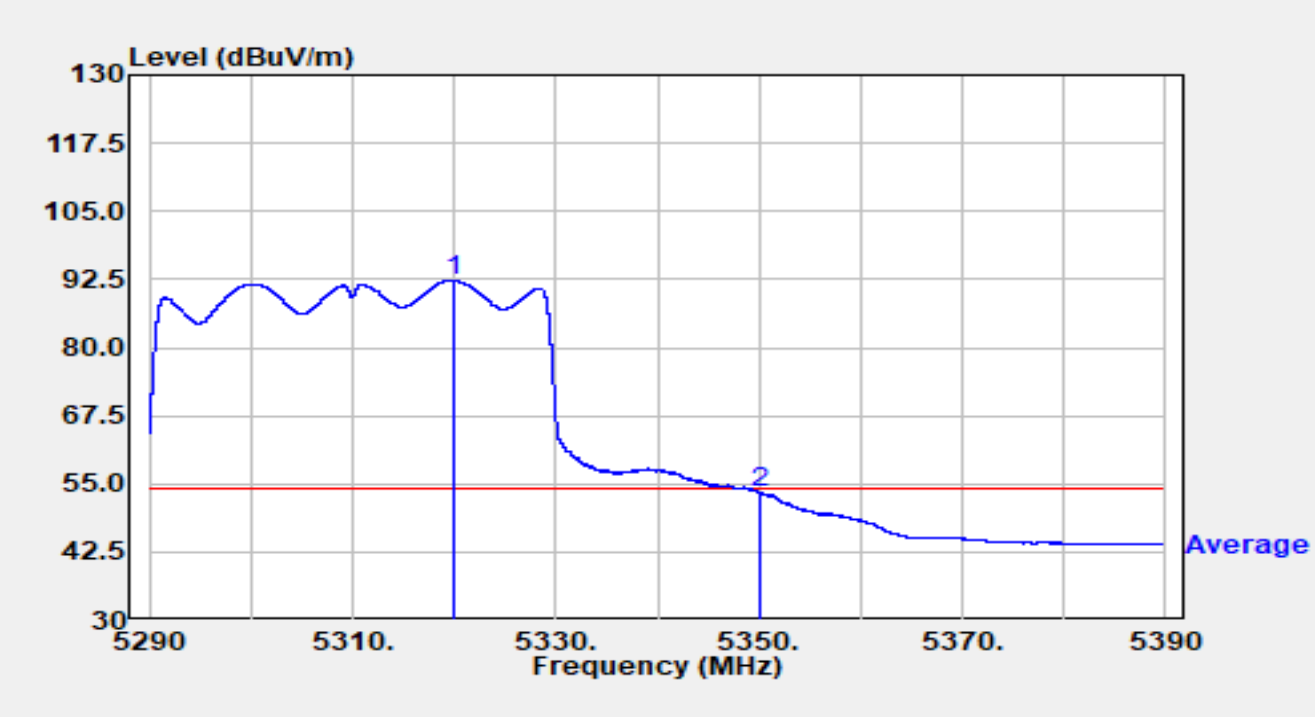


| No | Mark | Frequency (MHz) | Reading (dBμV) | C.F (dB/m) | Measurement (dBμV/m) | Margin (dB) | Limit (dBμV/m) | Detector |
|---|---|---|---|---|---|---|---|---|
| 1 | * | 5319.860 | 72.61 | 19.71 | 92.32 | N/A | N/A | Average |
| 2 | | 5350.000 | 34.22 | 19.32 | 53.55 | -0.45 | 54.00 | Average |

Notes:

1. " *", means this data is the worst emission level.
2. C.F (dB/m) = Antenna Factor (dB/m) + Cable Loss (dB) + 16dB Attenuation (dB) - AMP (dB).
3. Measurement (dBμV/m) = Reading (dBμV) + C.F (dB/m).

| | | | |
|---|---|---|---|
| Site | WZ-AC2 | Test Date | 2024-07-12 |
| Test Engineer | Ajin Fan | Temp./Humidity | 25.5°C/46.4% |
| Factor | BBHA 9120D_1457_1-18GHz | Polarity | Vertical |
| EUT | Mobile Computer | Test Voltage | By Battery |
| Test Mode | Transmit by 802.11ax-HE40 at 5310MHz | | |

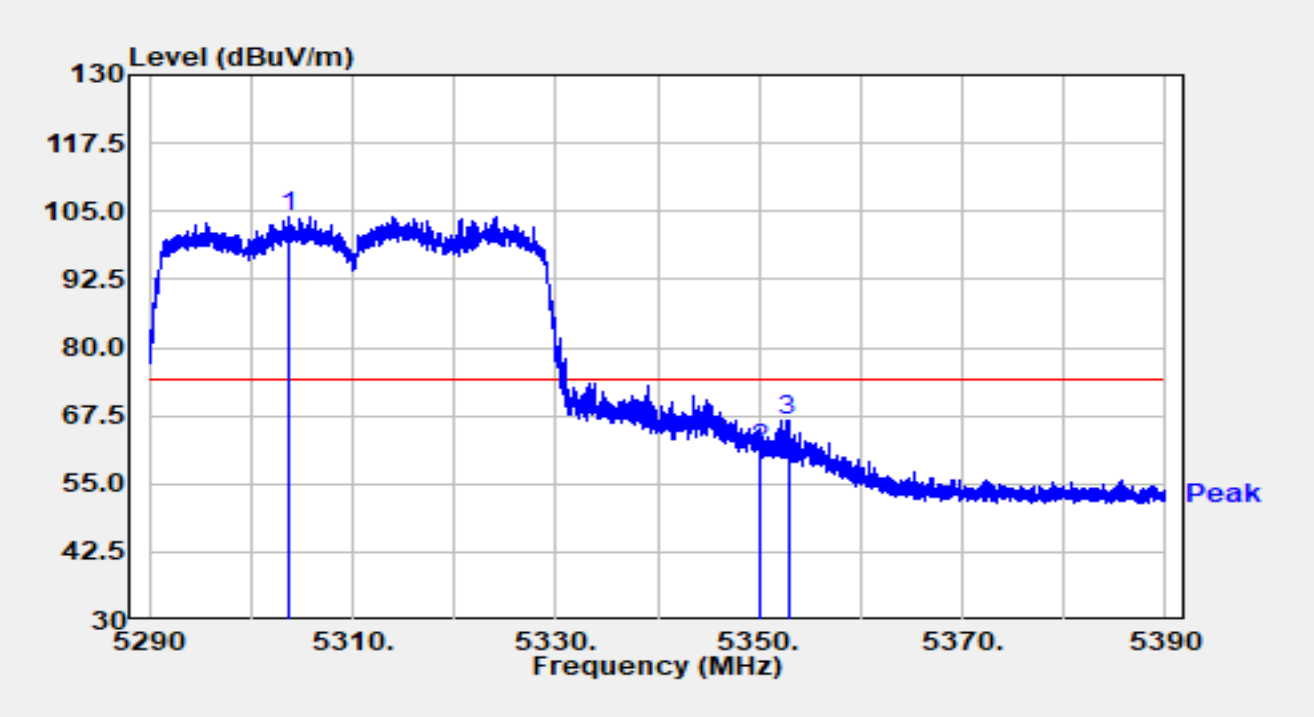


| No | Mark | Frequency (MHz) | Reading (dBμV) | C.F (dB/m) | Measurement (dBμV/m) | Margin (dB) | Limit (dBμV/m) | Detector |
|---|---|---|---|---|---|---|---|---|
| 1 | * | 5303.720 | 84.73 | 19.39 | 104.12 | N/A | N/A | Peak |
| 2 | | 5350.000 | 42.13 | 19.32 | 61.46 | -12.54 | 74.00 | Peak |
| 3 | | 5352.840 | 47.40 | 19.27 | 66.67 | -7.33 | 74.00 | Peak |

Notes:

1. " *", means this data is the worst emission level.

2. C.F (dB/m) = Antenna Factor (dB/m) + Cable Loss (dB) + 16dB Attenuation (dB) - AMP (dB).

3. Measurement (dBμV/m) = Reading (dBμV) + C.F (dB/m).

| | | | |
|---|---|---|---|
| Site | WZ-AC2 | Test Date | 2024-07-12 |
| Test Engineer | Ajin Fan | Temp./Humidity | 25.5°C/46.4% |
| Factor | BBHA 9120D_1457_1-18GHz | Polarity | Vertical |
| EUT | Mobile Computer | Test Voltage | By Battery |
| Test Mode | Transmit by 802.11ax-HE40 at 5310MHz | | |

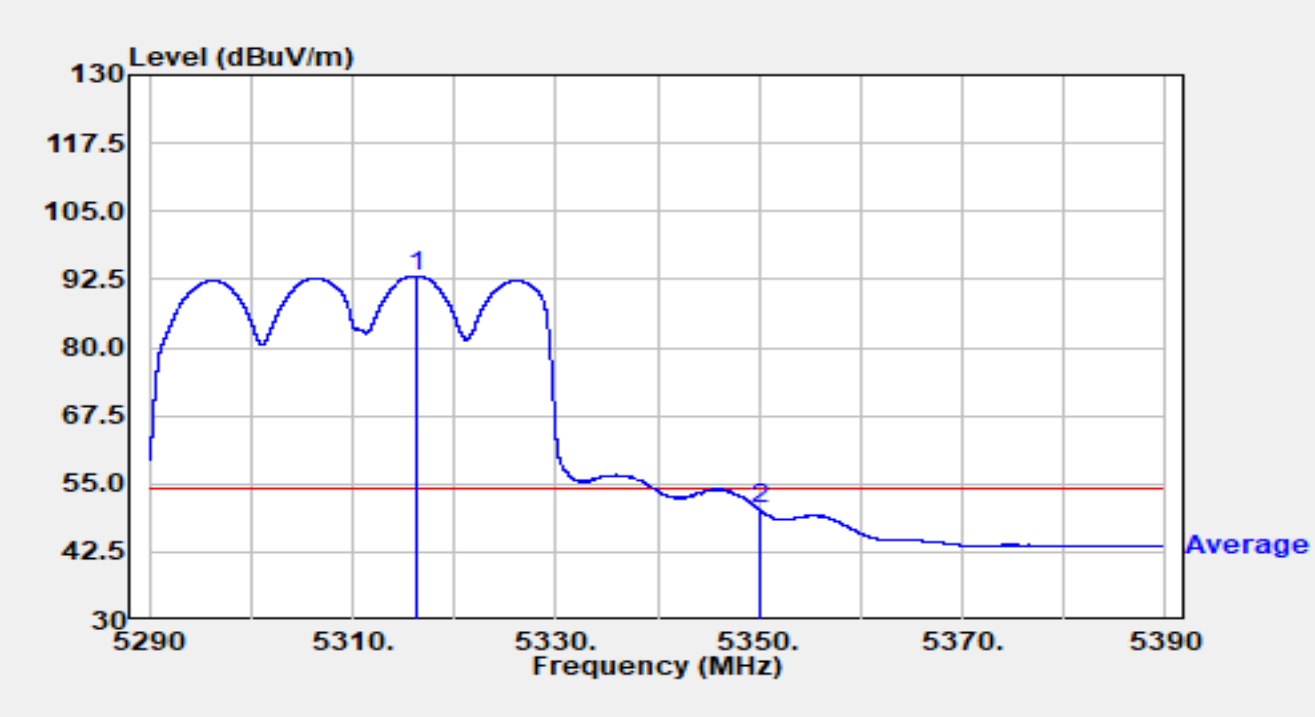


| No | Mark | Frequency (MHz) | Reading (dBμV) | C.F (dB/m) | Measurement (dBμV/m) | Margin (dB) | Limit (dBμV/m) | Detector |
|---|---|---|---|---|---|---|---|---|
| 1 | * | 5316.360 | 73.52 | 19.66 | 93.17 | N/A | N/A | Average |
| 2 | | 5350.000 | 31.02 | 19.32 | 50.35 | -3.65 | 54.00 | Average |

Notes:

1. " *", means this data is the worst emission level.
2. C.F (dB/m) = Antenna Factor (dB/m) + Cable Loss (dB) + 16dB Attenuation (dB) - AMP (dB).
3. Measurement (dBμV/m) = Reading (dBμV) + C.F (dB/m).

| | | | |
|---|---|---|---|
| Site | WZ-AC2 | Test Date | 2024-07-12 |
| Test Engineer | Ajin Fan | Temp./Humidity | 25.5°C/46.4% |
| Factor | BBHA 9120D_1457_1-18GHz | Polarity | Horizontal |
| EUT | Mobile Computer | Test Voltage | By Battery |
| Test Mode | Transmit by 802.11ax-HE40 at 5510MHz | | |

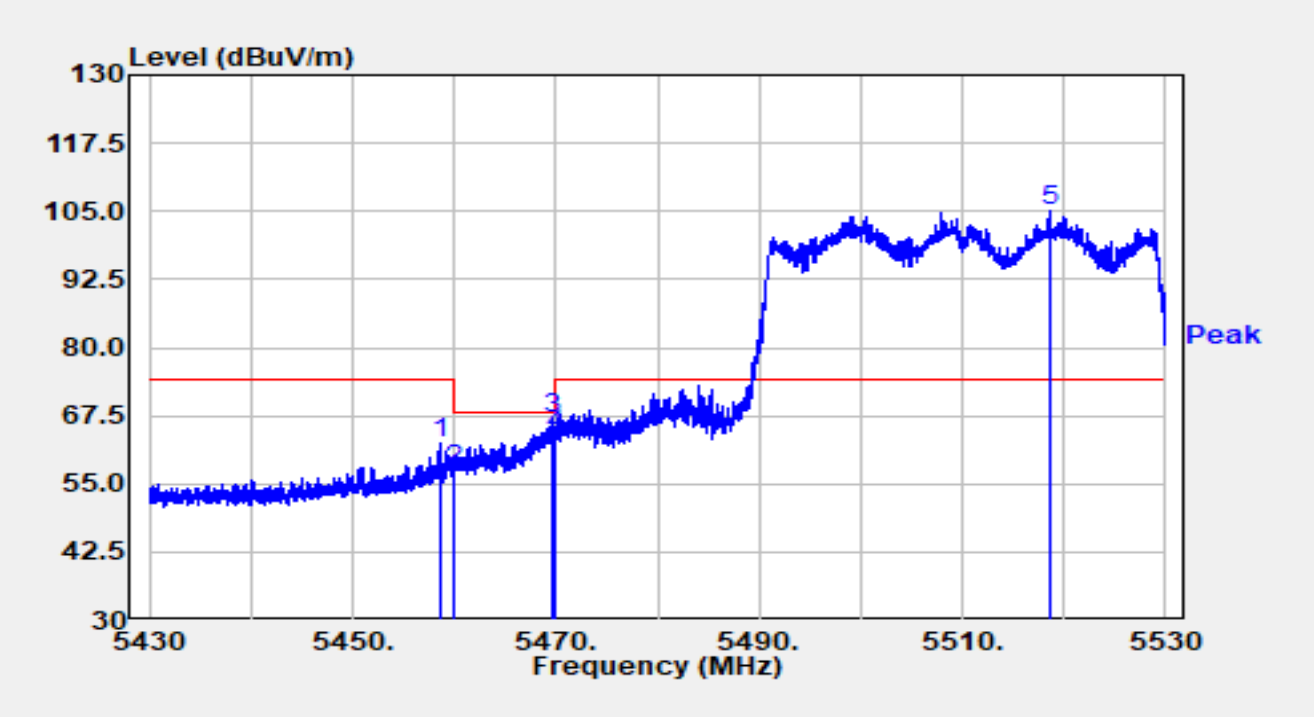


| No | Mark | Frequency (MHz) | Reading (dBμV) | C.F (dB/m) | Measurement (dBμV/m) | Margin (dB) | Limit (dBμV/m) | Detector |
|---|---|---|---|---|---|---|---|---|
| 1 | | 5458.690 | 42.99 | 19.59 | 62.57 | -11.43 | 74.00 | Peak |
| 2 | | 5460.000 | 37.98 | 19.61 | 57.59 | -10.61 | 68.20 | Peak |
| 3 | | 5469.560 | 47.36 | 19.79 | 67.15 | -1.05 | 68.20 | Peak |
| 4 | | 5470.000 | 44.27 | 19.80 | 64.06 | -4.14 | 68.20 | Peak |
| 5 | * | 5518.620 | 85.59 | 19.42 | 105.01 | N/A | N/A | Peak |

Notes:

1. " *", means this data is the worst emission level.

2. C.F (dB/m) = Antenna Factor (dB/m) + Cable Loss (dB) + 16dB Attenuation (dB) - AMP (dB).

3. Measurement (dBμV/m) = Reading (dBμV) + C.F (dB/m).

| | | | |
|---|---|---|---|
| Site | WZ-AC2 | Test Date | 2024-07-12 |
| Test Engineer | Ajin Fan | Temp./Humidity | 25.5°C/46.4% |
| Factor | BBHA 9120D_1457_1-18GHz | Polarity | Horizontal |
| EUT | Mobile Computer | Test Voltage | By Battery |
| Test Mode | Transmit by 802.11ax-HE40 at 5510MHz | | |

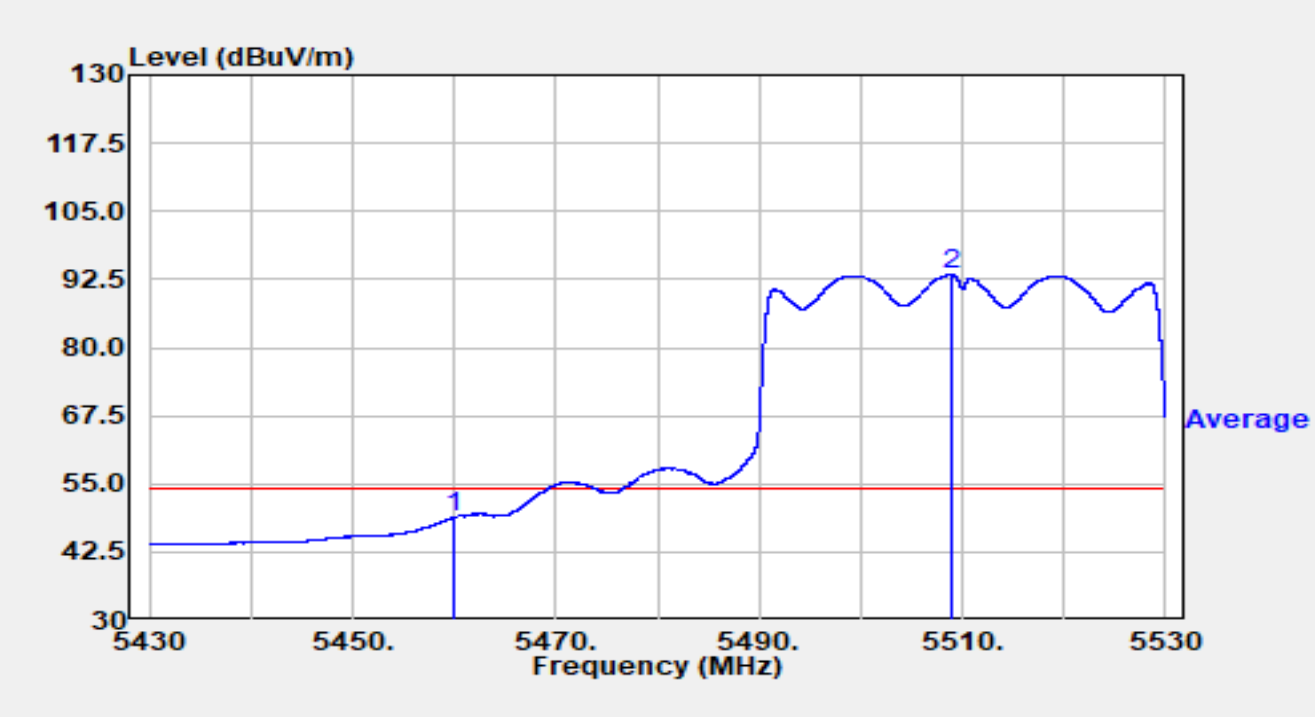


| No | Mark | Frequency (MHz) | Reading (dBμV) | C.F (dB/m) | Measurement (dBμV/m) | Margin (dB) | Limit (dBμV/m) | Detector |
|---|---|---|---|---|---|---|---|---|
| 1 | | 5460.000 | 29.08 | 19.61 | 48.70 | -5.30 | 54.00 | Average |
| 2 | * | 5509.010 | 73.88 | 19.50 | 93.38 | N/A | N/A | Average |

Notes:

1. " *", means this data is the worst emission level.
2. C.F (dB/m) = Antenna Factor (dB/m) + Cable Loss (dB) + 16dB Attenuation (dB) - AMP (dB).
3. Measurement (dBμV/m) = Reading (dBμV) + C.F (dB/m).

| | | | |
|---|---|---|---|
| Site | WZ-AC2 | Test Date | 2024-07-12 |
| Test Engineer | Ajin Fan | Temp./Humidity | 25.5°C/46.4% |
| Factor | BBHA 9120D_1457_1-18GHz | Polarity | Vertical |
| EUT | Mobile Computer | Test Voltage | By Battery |
| Test Mode | Transmit by 802.11ax-HE40 at 5510MHz | | |

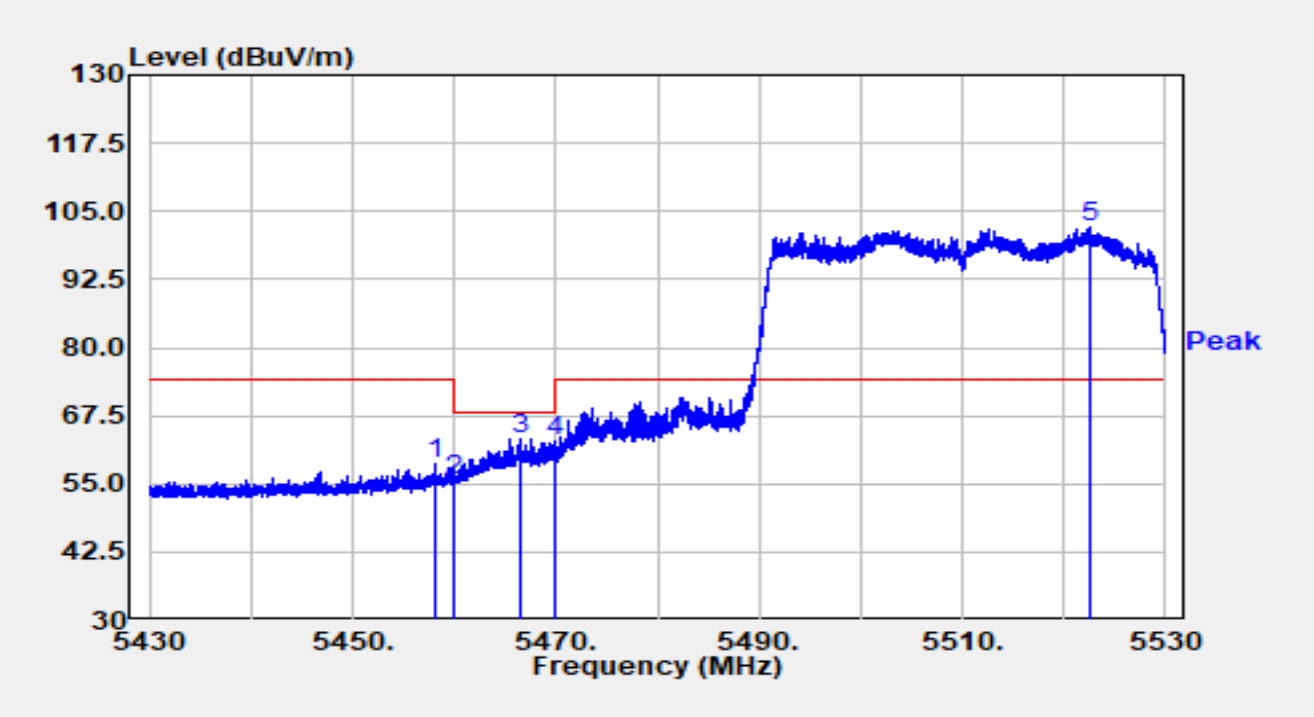


| No | Mark | Frequency (MHz) | Reading (dBμV) | C.F (dB/m) | Measurement (dBμV/m) | Margin (dB) | Limit (dBμV/m) | Detector |
|---|---|---|---|---|---|---|---|---|
| 1 | | 5458.030 | 39.09 | 19.57 | 58.66 | -15.34 | 74.00 | Peak |
| 2 | | 5460.000 | 36.03 | 19.61 | 55.64 | -12.56 | 68.20 | Peak |
| 3 | | 5466.580 | 43.64 | 19.73 | 63.37 | -4.83 | 68.20 | Peak |
| 4 | | 5470.000 | 42.86 | 19.80 | 62.66 | -5.54 | 68.20 | Peak |
| 5 | * | 5522.610 | 82.59 | 19.41 | 102.00 | N/A | N/A | Peak |

Notes:

1. " *", means this data is the worst emission level.

2. C.F (dB/m) = Antenna Factor (dB/m) + Cable Loss (dB) + 16dB Attenuation (dB) - AMP (dB).

3. Measurement (dBμV/m) = Reading (dBμV) + C.F (dB/m).

| | | | |
|---|---|---|---|
| Site | WZ-AC2 | Test Date | 2024-07-12 |
| Test Engineer | Ajin Fan | Temp./Humidity | 25.5°C/46.4% |
| Factor | BBHA 9120D_1457_1-18GHz | Polarity | Vertical |
| EUT | Mobile Computer | Test Voltage | By Battery |
| Test Mode | Transmit by 802.11ax-HE40 at 5510MHz | | |

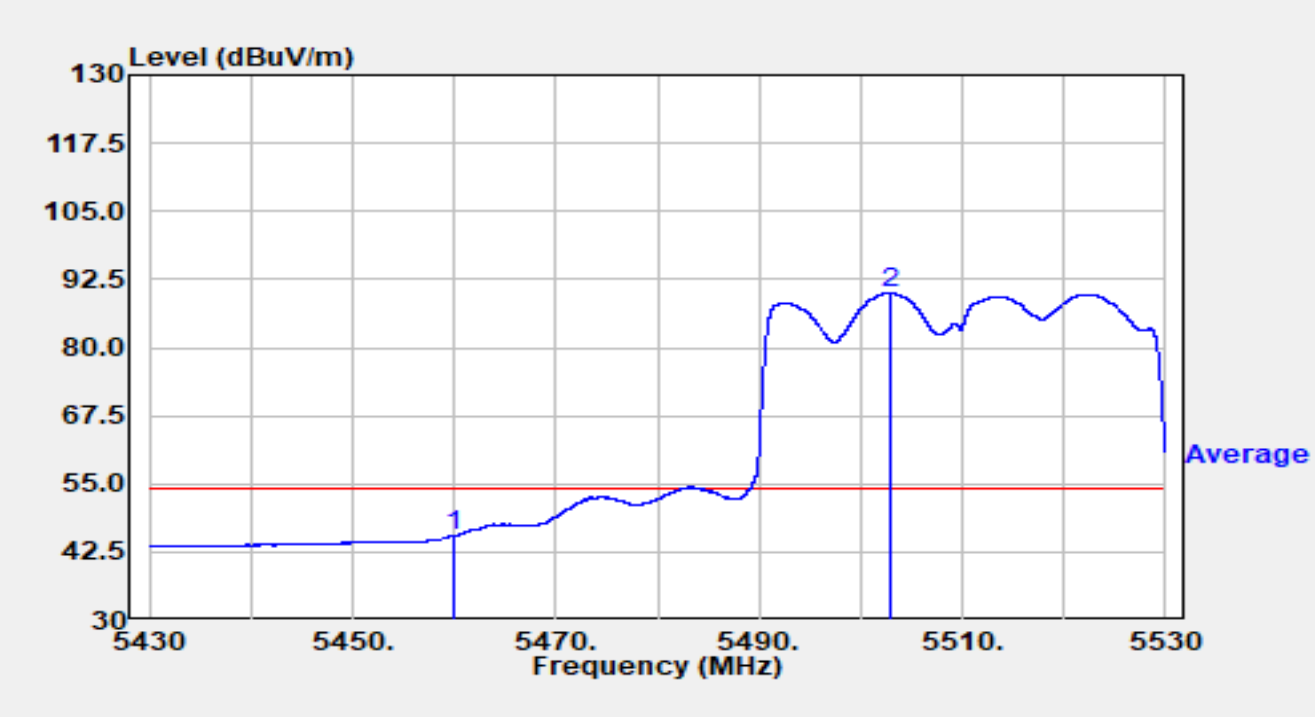


| No | Mark | Frequency (MHz) | Reading (dBμV) | C.F (dB/m) | Measurement (dBμV/m) | Margin (dB) | Limit (dBμV/m) | Detector |
|---|---|---|---|---|---|---|---|---|
| 1 | | 5460.000 | 25.91 | 19.61 | 45.52 | -8.48 | 54.00 | Average |
| 2 | * | 5502.840 | 70.44 | 19.59 | 90.03 | N/A | N/A | Average |

Notes:

1. " *", means this data is the worst emission level.
2. C.F (dB/m) = Antenna Factor (dB/m) + Cable Loss (dB) + 16dB Attenuation (dB) - AMP (dB).
3. Measurement (dBμV/m) = Reading (dBμV) + C.F (dB/m).

| | | | |
|---|---|---|---|
| Site | WZ-AC2 | Test Date | 2024-07-12 |
| Test Engineer | Ajin Fan | Temp./Humidity | 25.5°C/46.4% |
| Factor | BBHA 9120D_1457_1-18GHz | Polarity | Horizontal |
| EUT | Mobile Computer | Test Voltage | By Battery |
| Test Mode | Transmit by 802.11ax-HE40 at 5670MHz | | |

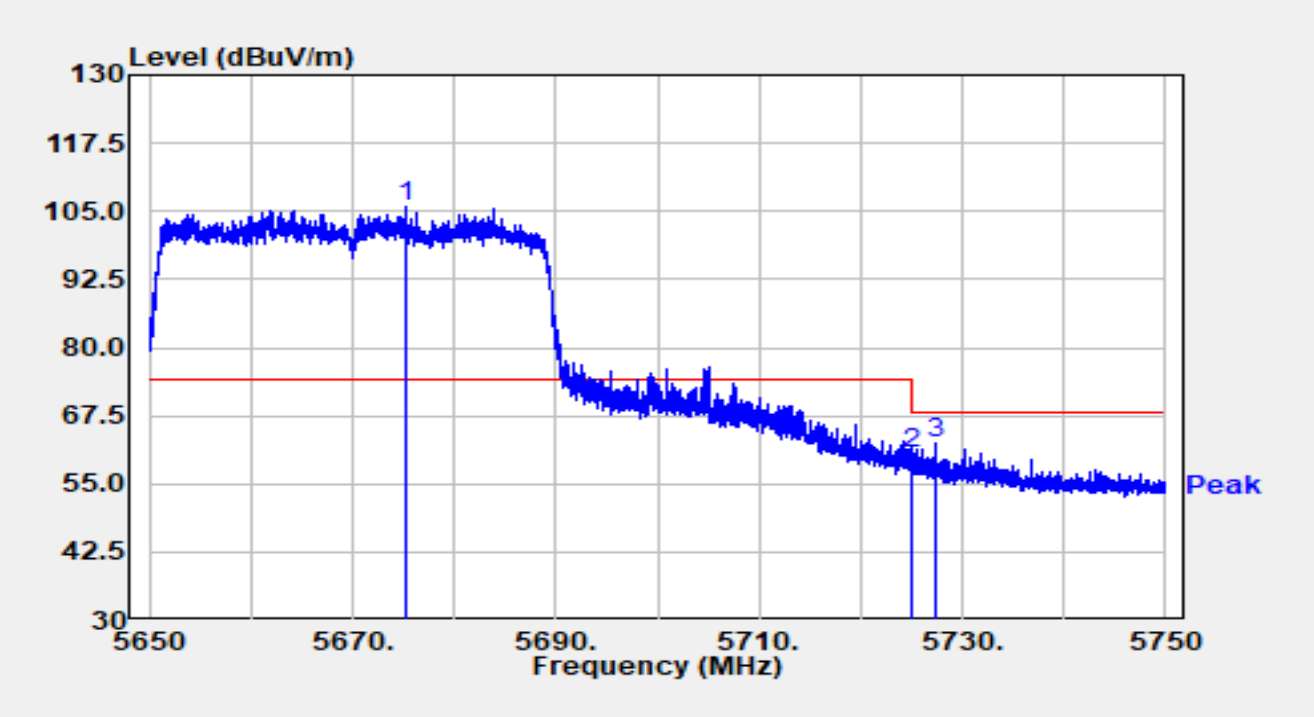


| No | Mark | Frequency (MHz) | Reading (dBμV) | C.F (dB/m) | Measurement (dBμV/m) | Margin (dB) | Limit (dBμV/m) | Detector |
|---|---|---|---|---|---|---|---|---|
| 1 | * | 5675.310 | 85.24 | 20.44 | 105.68 | N/A | N/A | Peak |
| 2 | | 5725.000 | 39.50 | 21.13 | 60.63 | -7.57 | 68.20 | Peak |
| 3 | | 5727.290 | 41.47 | 21.13 | 62.60 | -5.60 | 68.20 | Peak |

Notes:

1. " *", means this data is the worst emission level.

2. C.F (dB/m) = Antenna Factor (dB/m) + Cable Loss (dB) + 16dB Attenuation (dB) - AMP (dB).

3. Measurement (dBμV/m) = Reading (dBμV) + C.F (dB/m).

| | | | |
|---|---|---|---|
| Site | WZ-AC2 | Test Date | 2024-07-12 |
| Test Engineer | Ajin Fan | Temp./Humidity | 25.5°C/46.4% |
| Factor | BBHA 9120D_1457_1-18GHz | Polarity | Vertical |
| EUT | Mobile Computer | Test Voltage | By Battery |
| Test Mode | Transmit by 802.11ax-HE40 at 5670MHz | | |

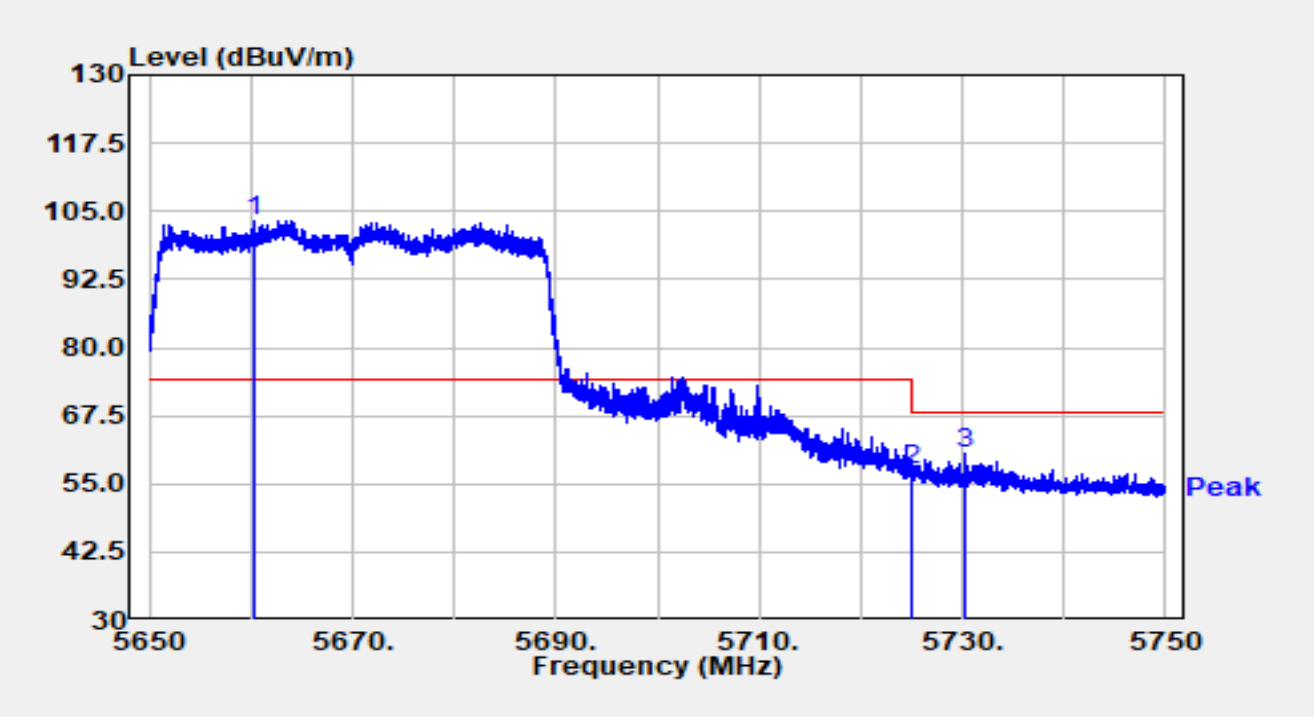


| No | Mark | Frequency (MHz) | Reading (dBμV) | C.F (dB/m) | Measurement (dBμV/m) | Margin (dB) | Limit (dBμV/m) | Detector |
|---|---|---|---|---|---|---|---|---|
| 1 | * | 5660.350 | 82.85 | 20.43 | 103.28 | N/A | N/A | Peak |
| 2 | | 5725.000 | 36.38 | 21.13 | 57.52 | -10.68 | 68.20 | Peak |
| 3 | | 5730.270 | 39.53 | 21.10 | 60.63 | -7.57 | 68.20 | Peak |

Notes:

1. " *", means this data is the worst emission level.

2. C.F (dB/m) = Antenna Factor (dB/m) + Cable Loss (dB) + 16dB Attenuation (dB) - AMP (dB).

3. Measurement (dBμV/m) = Reading (dBμV) + C.F (dB/m).

| | | | |
|---|---|---|---|
| Site | WZ-AC2 | Test Date | 2024-07-12 |
| Test Engineer | Ajin Fan | Temp./Humidity | 25.5°C/46.4% |
| Factor | BBHA 9120D_1457_1-18GHz | Polarity | Horizontal |
| EUT | Mobile Computer | Test Voltage | By Battery |
| Test Mode | Transmit by 802.11ax-HE40 at 5755MHz | | |

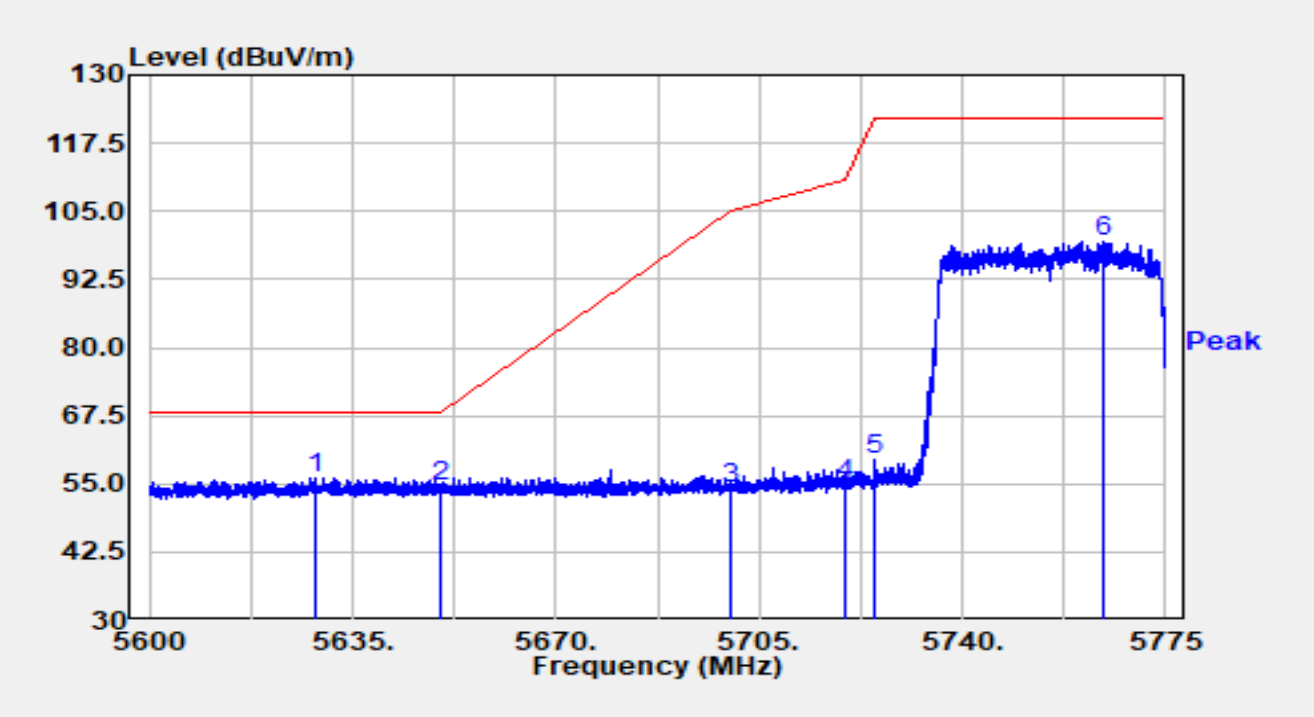


| No | Mark | Frequency (MHz) | Reading (dBμV) | C.F (dB/m) | Measurement (dBμV/m) | Margin (dB) | Limit (dBμV/m) | Detector |
|---|---|---|---|---|---|---|---|---|
| 1 | * | 5628.455 | 35.42 | 20.46 | 55.89 | -12.31 | 68.20 | Peak |
| 2 | | 5650.000 | 33.94 | 20.50 | 54.45 | -13.76 | 68.20 | Peak |
| 3 | | 5700.000 | 33.37 | 20.86 | 54.24 | -50.96 | 105.20 | Peak |
| 4 | | 5720.000 | 33.74 | 21.09 | 54.84 | -55.96 | 110.80 | Peak |
| 5 | | 5725.000 | 38.32 | 21.13 | 59.46 | -62.74 | 122.20 | Peak |
| 6 | | 5764.185 | 78.49 | 21.09 | 99.58 | N/A | N/A | Peak |

Notes:

1. " *", means this data is the worst emission level.
2. C.F (dB/m) = Antenna Factor (dB/m) + Cable Loss (dB) + 16dB Attenuation (dB) - AMP (dB).
3. Measurement (dBμV/m) = Reading (dBμV) + C.F (dB/m).

| | | | |
|---|---|---|---|
| Site | WZ-AC2 | Test Date | 2024-07-12 |
| Test Engineer | Ajin Fan | Temp./Humidity | 25.5°C/46.4% |
| Factor | BBHA 9120D_1457_1-18GHz | Polarity | Vertical |
| EUT | Mobile Computer | Test Voltage | By Battery |
| Test Mode | Transmit by 802.11ax-HE40 at 5755MHz | | |

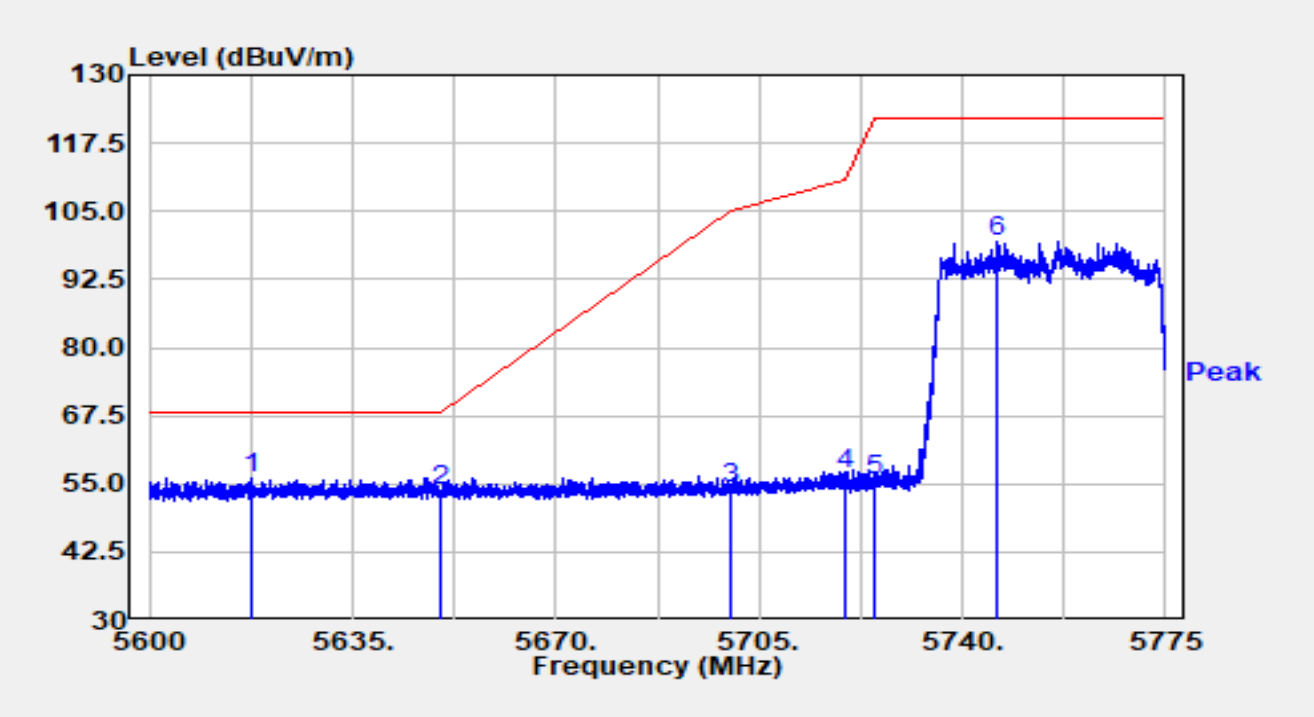


| No | Mark | Frequency (MHz) | Reading (dBμV) | C.F (dB/m) | Measurement (dBμV/m) | Margin (dB) | Limit (dBμV/m) | Detector |
|---|---|---|---|---|---|---|---|---|
| 1 | * | 5617.430 | 35.93 | 20.26 | 56.18 | -12.02 | 68.20 | Peak |
| 2 | | 5650.000 | 33.40 | 20.50 | 53.90 | -14.30 | 68.20 | Peak |
| 3 | | 5700.000 | 33.32 | 20.86 | 54.19 | -51.01 | 105.20 | Peak |
| 4 | | 5720.000 | 35.80 | 21.09 | 56.89 | -53.91 | 110.80 | Peak |
| 5 | | 5725.000 | 34.58 | 21.13 | 55.72 | -66.48 | 122.20 | Peak |
| 6 | | 5746.107 | 78.39 | 20.97 | 99.36 | N/A | N/A | Peak |

Notes:

1. " *", means this data is the worst emission level.
2. C.F (dB/m) = Antenna Factor (dB/m) + Cable Loss (dB) + 16dB Attenuation (dB) - AMP (dB).
3. Measurement (dBμV/m) = Reading (dBμV) + C.F (dB/m).

| | | | |
|---|---|---|---|
| Site | WZ-AC2 | Test Date | 2024-07-12 |
| Test Engineer | Ajin Fan | Temp./Humidity | 25.5°C/46.4% |
| Factor | BBHA 9120D_1457_1-18GHz | Polarity | Horizontal |
| EUT | Mobile Computer | Test Voltage | By Battery |
| Test Mode | Transmit by 802.11ax-HE40 at 5795MHz | | |

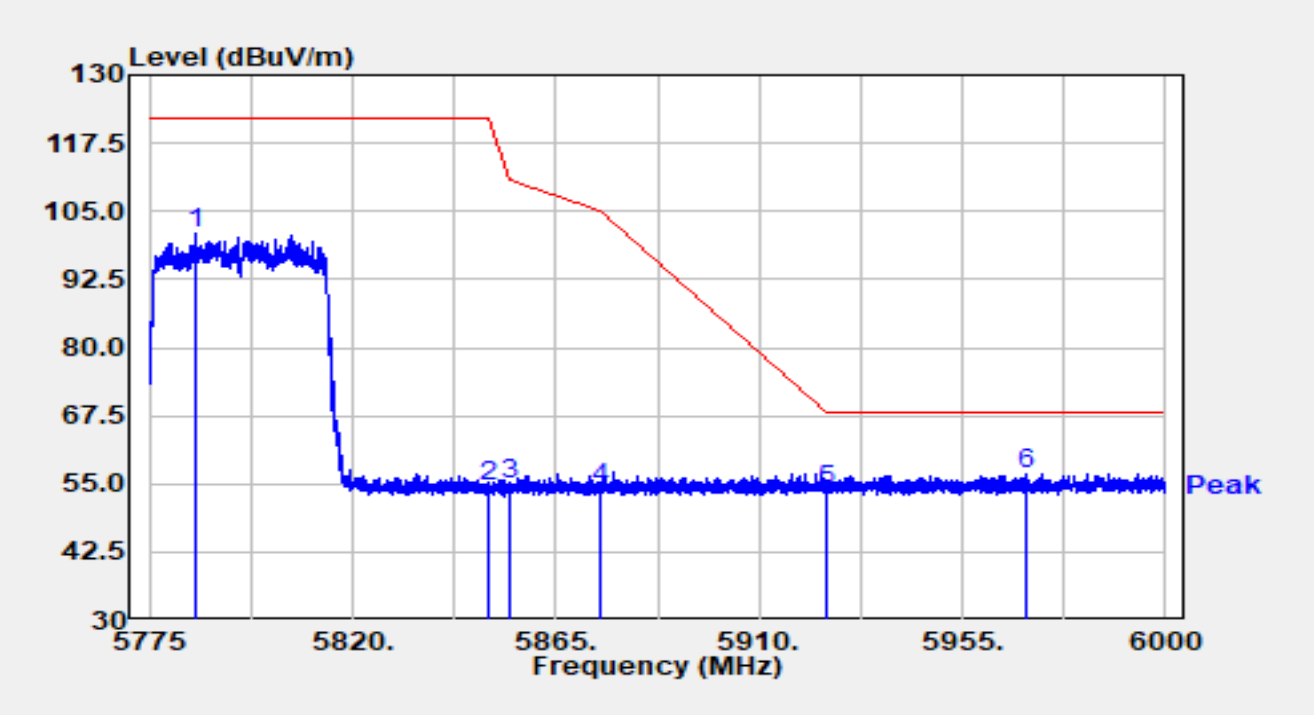


| No | Mark | Frequency (MHz) | Reading (dBμV) | C.F (dB/m) | Measurement (dBμV/m) | Margin (dB) | Limit (dBμV/m) | Detector |
|---|---|---|---|---|---|---|---|---|
| 1 | | 5785.035 | 79.53 | 21.32 | 100.85 | N/A | N/A | Peak |
| 2 | | 5850.000 | 33.18 | 21.41 | 54.59 | -67.61 | 122.20 | Peak |
| 3 | | 5855.000 | 33.35 | 21.46 | 54.82 | -55.98 | 110.80 | Peak |
| 4 | | 5875.000 | 32.67 | 21.51 | 54.18 | -51.02 | 105.20 | Peak |
| 5 | | 5925.000 | 32.12 | 21.51 | 53.63 | -14.57 | 68.20 | Peak |
| 6 | * | 5969.018 | 35.13 | 21.59 | 56.72 | -11.48 | 68.20 | Peak |

Notes:

1. " *", means this data is the worst emission level.
2. C.F (dB/m) = Antenna Factor (dB/m) + Cable Loss (dB) + 16dB Attenuation (dB) - AMP (dB).
3. Measurement (dBμV/m) = Reading (dBμV) + C.F (dB/m).

| | | | |
|---|---|---|---|
| Site | WZ-AC2 | Test Date | 2024-07-12 |
| Test Engineer | Ajin Fan | Temp./Humidity | 25.5°C/46.4% |
| Factor | BBHA 9120D_1457_1-18GHz | Polarity | Vertical |
| EUT | Mobile Computer | Test Voltage | By Battery |
| Test Mode | Transmit by 802.11ax-HE40 at 5795MHz | | |

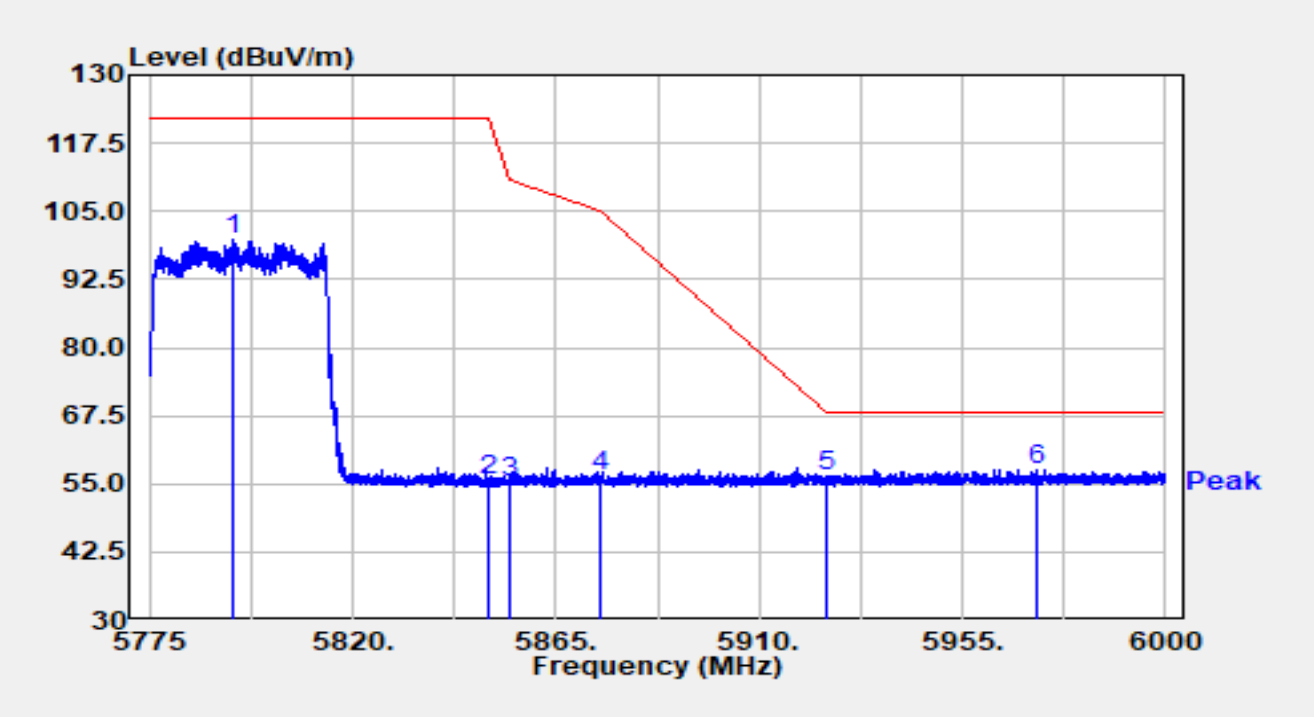


| No | Mark | Frequency (MHz) | Reading (dBμV) | C.F (dB/m) | Measurement (dBμV/m) | Margin (dB) | Limit (dBμV/m) | Detector |
|---|---|---|---|---|---|---|---|---|
| 1 | | 5793.563 | 78.27 | 21.41 | 99.68 | N/A | N/A | Peak |
| 2 | | 5850.000 | 34.11 | 21.41 | 55.52 | -66.68 | 122.20 | Peak |
| 3 | | 5855.000 | 33.73 | 21.46 | 55.19 | -55.61 | 110.80 | Peak |
| 4 | | 5875.000 | 34.74 | 21.51 | 56.24 | -48.96 | 105.20 | Peak |
| 5 | | 5925.000 | 34.86 | 21.51 | 56.37 | -11.83 | 68.20 | Peak |
| 6 | * | 5971.470 | 36.08 | 21.60 | 57.68 | -10.52 | 68.20 | Peak |

Notes:

1. " *", means this data is the worst emission level.
2. C.F (dB/m) = Antenna Factor (dB/m) + Cable Loss (dB) + 16dB Attenuation (dB) - AMP (dB).
3. Measurement (dBμV/m) = Reading (dBμV) + C.F (dB/m).

| | | | |
|---|---|---|---|
| Site | WZ-AC2 | Test Date | 2024-07-12 |
| Test Engineer | Ajin Fan | Temp./Humidity | 25.5°C/46.4% |
| Factor | BBHA 9120D_1457_1-18GHz | Polarity | Horizontal |
| EUT | Mobile Computer | Test Voltage | By Battery |
| Test Mode | Transmit by 802.11ax-HE80 at 5210MHz | | |

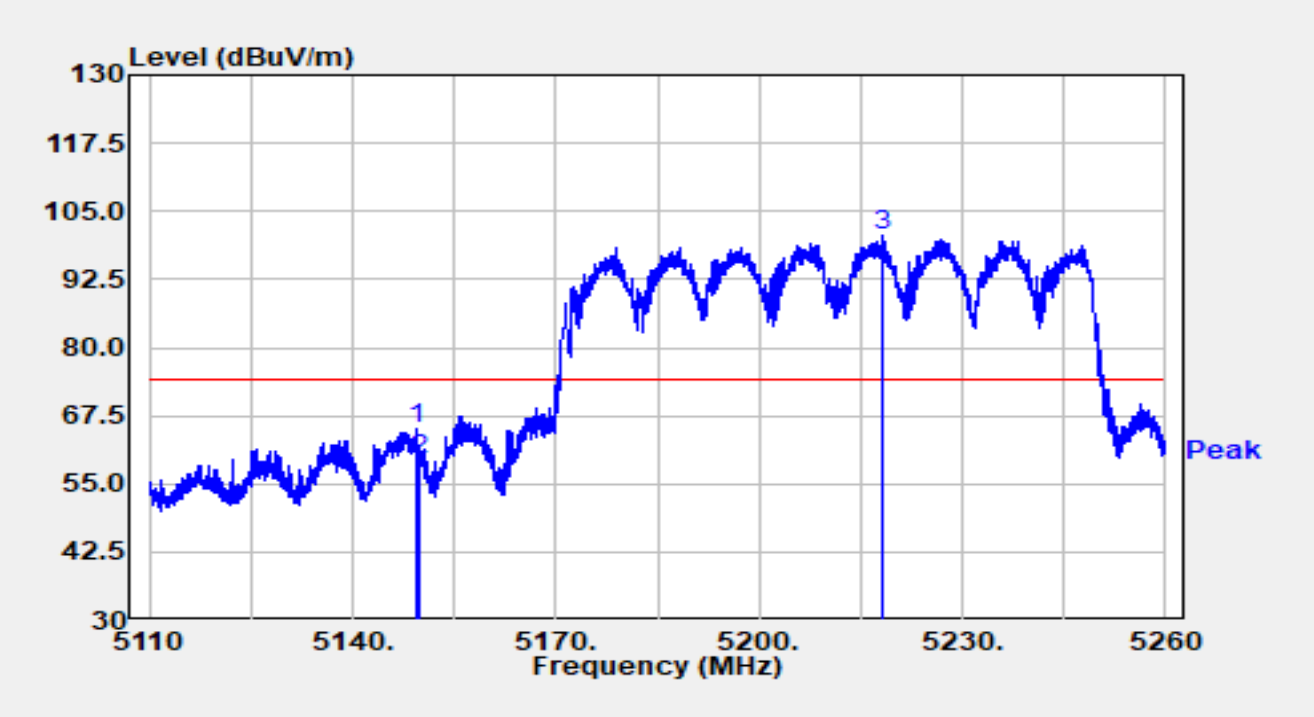


| No | Mark | Frequency (MHz) | Reading (dBμV) | C.F (dB/m) | Measurement (dBμV/m) | Margin (dB) | Limit (dBμV/m) | Detector |
|---|---|---|---|---|---|---|---|---|
| 1 | | 5149.480 | 45.31 | 19.78 | 65.09 | -8.91 | 74.00 | Peak |
| 2 | | 5150.000 | 39.75 | 19.78 | 59.53 | -14.47 | 74.00 | Peak |
| 3 | * | 5218.105 | 81.05 | 19.36 | 100.41 | N/A | N/A | Peak |

Notes:

1. " *", means this data is the worst emission level.

2. C.F (dB/m) = Antenna Factor (dB/m) + Cable Loss (dB) + 16dB Attenuation (dB) - AMP (dB).

3. Measurement (dBμV/m) = Reading (dBμV) + C.F (dB/m).

| | | | |
|---|---|---|---|
| Site | WZ-AC2 | Test Date | 2024-07-12 |
| Test Engineer | Ajin Fan | Temp./Humidity | 25.5°C/46.4% |
| Factor | BBHA 9120D_1457_1-18GHz | Polarity | Horizontal |
| EUT | Mobile Computer | Test Voltage | By Battery |
| Test Mode | Transmit by 802.11ax-HE80 at 5210MHz | | |

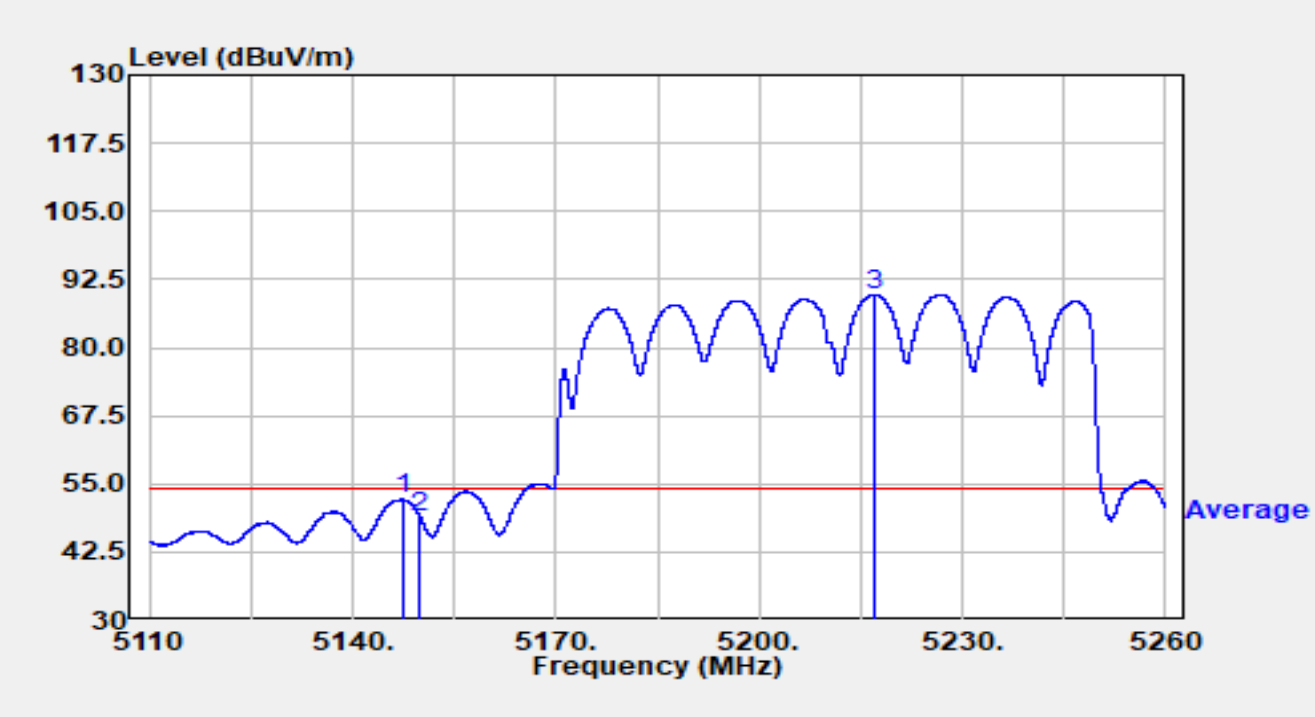


| No | Mark | Frequency (MHz) | Reading (dBμV) | C.F (dB/m) | Measurement (dBμV/m) | Margin (dB) | Limit (dBμV/m) | Detector |
|---|---|---|---|---|---|---|---|---|
| 1 | | 5147.350 | 32.44 | 19.76 | 52.21 | -1.79 | 54.00 | Average |
| 2 | | 5150.000 | 29.05 | 19.78 | 48.83 | -5.17 | 54.00 | Average |
| 3 | * | 5217.130 | 70.36 | 19.35 | 89.71 | N/A | N/A | Average |

Notes:

1. " *", means this data is the worst emission level.

2. C.F (dB/m) = Antenna Factor (dB/m) + Cable Loss (dB) + 16dB Attenuation (dB) - AMP (dB).

3. Measurement (dBμV/m) = Reading (dBμV) + C.F (dB/m).

| | | | |
|---|---|---|---|
| Site | WZ-AC2 | Test Date | 2024-07-12 |
| Test Engineer | Ajin Fan | Temp./Humidity | 25.5°C/46.4% |
| Factor | BBHA 9120D_1457_1-18GHz | Polarity | Vertical |
| EUT | Mobile Computer | Test Voltage | By Battery |
| Test Mode | Transmit by 802.11ax-HE80 at 5210MHz | | |

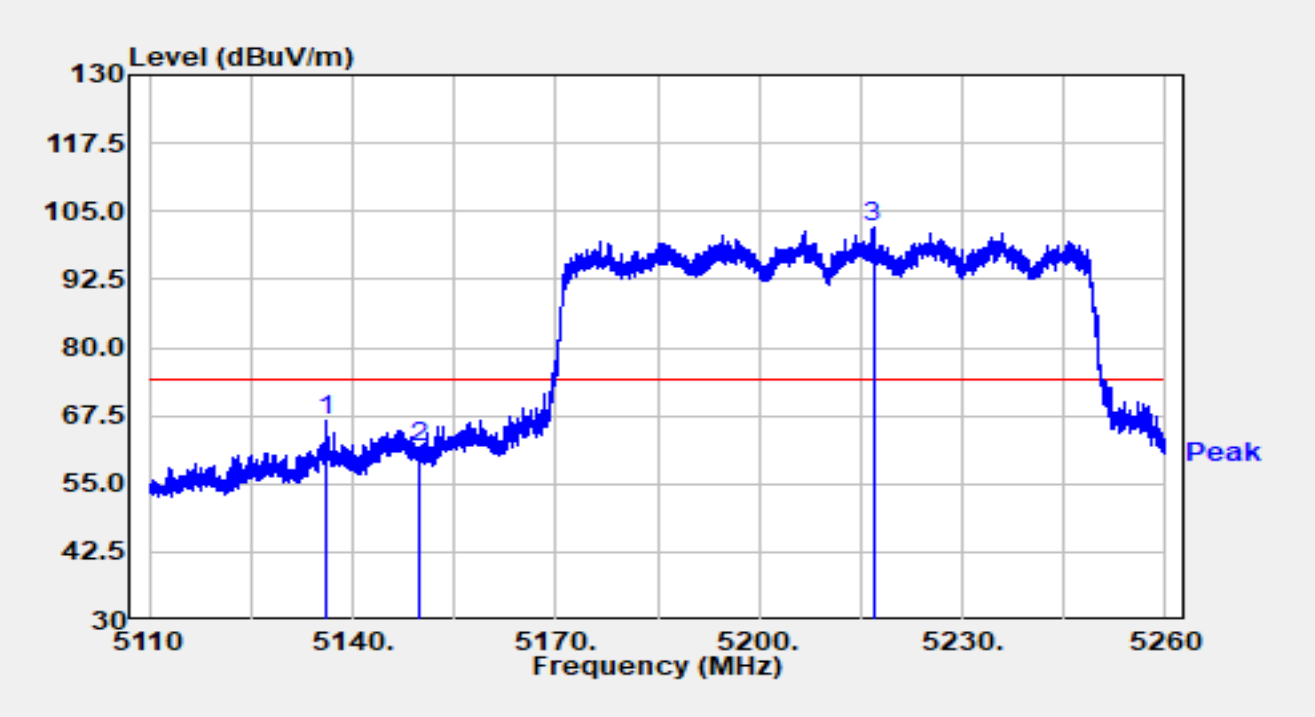


| No | Mark | Frequency (MHz) | Reading (dBμV) | C.F (dB/m) | Measurement (dBμV/m) | Margin (dB) | Limit (dBμV/m) | Detector |
|---|---|---|---|---|---|---|---|---|
| 1 | | 5136.055 | 46.81 | 19.62 | 66.42 | -7.58 | 74.00 | Peak |
| 2 | | 5150.000 | 41.96 | 19.78 | 61.74 | -12.26 | 74.00 | Peak |
| 3 | * | 5216.845 | 82.64 | 19.34 | 101.98 | N/A | N/A | Peak |

Notes:

1. " *", means this data is the worst emission level.

2. C.F (dB/m) = Antenna Factor (dB/m) + Cable Loss (dB) + 16dB Attenuation (dB) - AMP (dB).

3. Measurement (dBμV/m) = Reading (dBμV) + C.F (dB/m).

| | | | |
|---|---|---|---|
| Site | WZ-AC2 | Test Date | 2024-07-12 |
| Test Engineer | Ajin Fan | Temp./Humidity | 25.5°C/46.4% |
| Factor | BBHA 9120D_1457_1-18GHz | Polarity | Vertical |
| EUT | Mobile Computer | Test Voltage | By Battery |
| Test Mode | Transmit by 802.11ax-HE80 at 5210MHz | | |

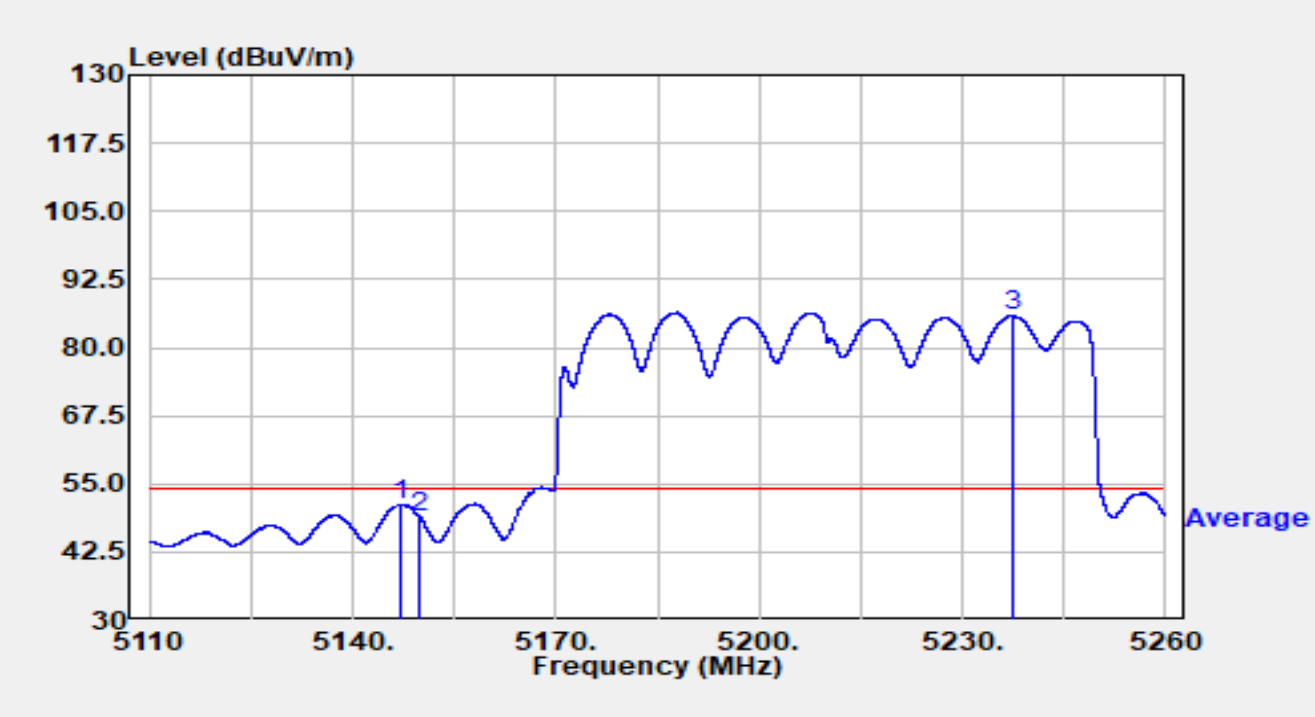


| No | Mark | Frequency (MHz) | Reading (dBμV) | C.F (dB/m) | Measurement (dBμV/m) | Margin (dB) | Limit (dBμV/m) | Detector |
|---|---|---|---|---|---|---|---|---|
| 1 | | 5147.230 | 31.52 | 19.76 | 51.29 | -2.71 | 54.00 | Average |
| 2 | | 5150.000 | 28.99 | 19.78 | 48.77 | -5.23 | 54.00 | Average |
| 3 | * | 5237.410 | 66.36 | 19.49 | 85.85 | N/A | N/A | Average |

Notes:

1. " *", means this data is the worst emission level.

2. C.F (dB/m) = Antenna Factor (dB/m) + Cable Loss (dB) + 16dB Attenuation (dB) - AMP (dB).

3. Measurement (dBμV/m) = Reading (dBμV) + C.F (dB/m).

| | | | |
|---|---|---|---|
| Site | WZ-AC2 | Test Date | 2024-07-12 |
| Test Engineer | Ajin Fan | Temp./Humidity | 25.5°C/46.4% |
| Factor | BBHA 9120D_1457_1-18GHz | Polarity | Horizontal |
| EUT | Mobile Computer | Test Voltage | By Battery |
| Test Mode | Transmit by 802.11ax-HE80 at 5290MHz | | |

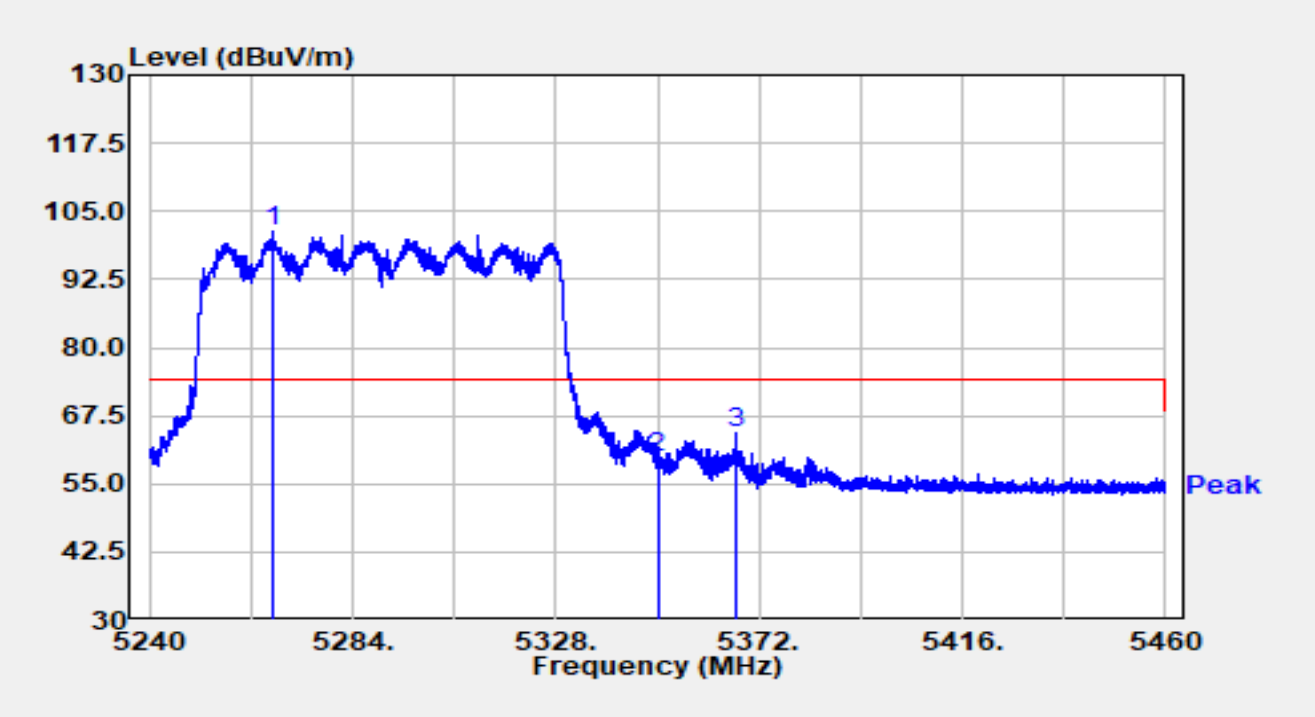


| No | Mark | Frequency (MHz) | Reading (dBμV) | C.F (dB/m) | Measurement (dBμV/m) | Margin (dB) | Limit (dBμV/m) | Detector |
|---|---|---|---|---|---|---|---|---|
| 1 | * | 5266.510 | 82.06 | 19.10 | 101.16 | N/A | N/A | Peak |
| 2 | | 5350.000 | 40.61 | 19.32 | 59.93 | -14.07 | 74.00 | Peak |
| 3 | | 5367.094 | 45.18 | 19.20 | 64.39 | -9.61 | 74.00 | Peak |

Notes:

1. " *", means this data is the worst emission level.

2. C.F (dB/m) = Antenna Factor (dB/m) + Cable Loss (dB) + 16dB Attenuation (dB) - AMP (dB).

3. Measurement (dBμV/m) = Reading (dBμV) + C.F (dB/m).

| | | | |
|---|---|---|---|
| Site | WZ-AC2 | Test Date | 2024-07-12 |
| Test Engineer | Ajin Fan | Temp./Humidity | 25.5°C/46.4% |
| Factor | BBHA 9120D_1457_1-18GHz | Polarity | Horizontal |
| EUT | Mobile Computer | Test Voltage | By Battery |
| Test Mode | Transmit by 802.11ax-HE80 at 5290MHz | | |

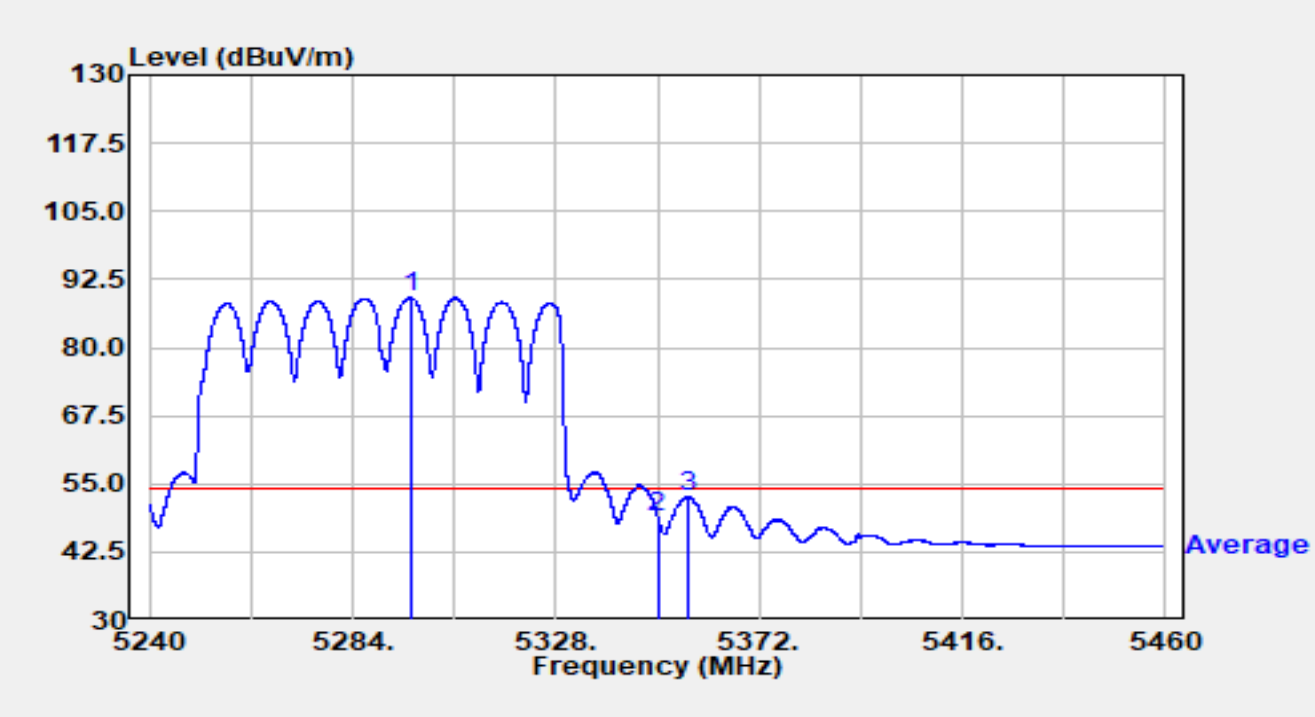


| No | Mark | Frequency (MHz) | Reading (dBμV) | C.F (dB/m) | Measurement (dBμV/m) | Margin (dB) | Limit (dBμV/m) | Detector |
|---|---|---|---|---|---|---|---|---|
| 1 | * | 5296.672 | 69.89 | 19.28 | 89.17 | N/A | N/A | Average |
| 2 | | 5350.000 | 29.72 | 19.32 | 49.05 | -4.95 | 54.00 | Average |
| 3 | | 5356.512 | 33.54 | 19.25 | 52.79 | -1.21 | 54.00 | Average |

Notes:

1. " *", means this data is the worst emission level.
2. C.F (dB/m) = Antenna Factor (dB/m) + Cable Loss (dB) + 16dB Attenuation (dB) - AMP (dB).
3. Measurement (dBμV/m) = Reading (dBμV) + C.F (dB/m).

| | | | |
|---|---|---|---|
| Site | WZ-AC2 | Test Date | 2024-07-12 |
| Test Engineer | Ajin Fan | Temp./Humidity | 25.5°C/46.4% |
| Factor | BBHA 9120D_1457_1-18GHz | Polarity | Vertical |
| EUT | Mobile Computer | Test Voltage | By Battery |
| Test Mode | Transmit by 802.11ax-HE80 at 5290MHz | | |

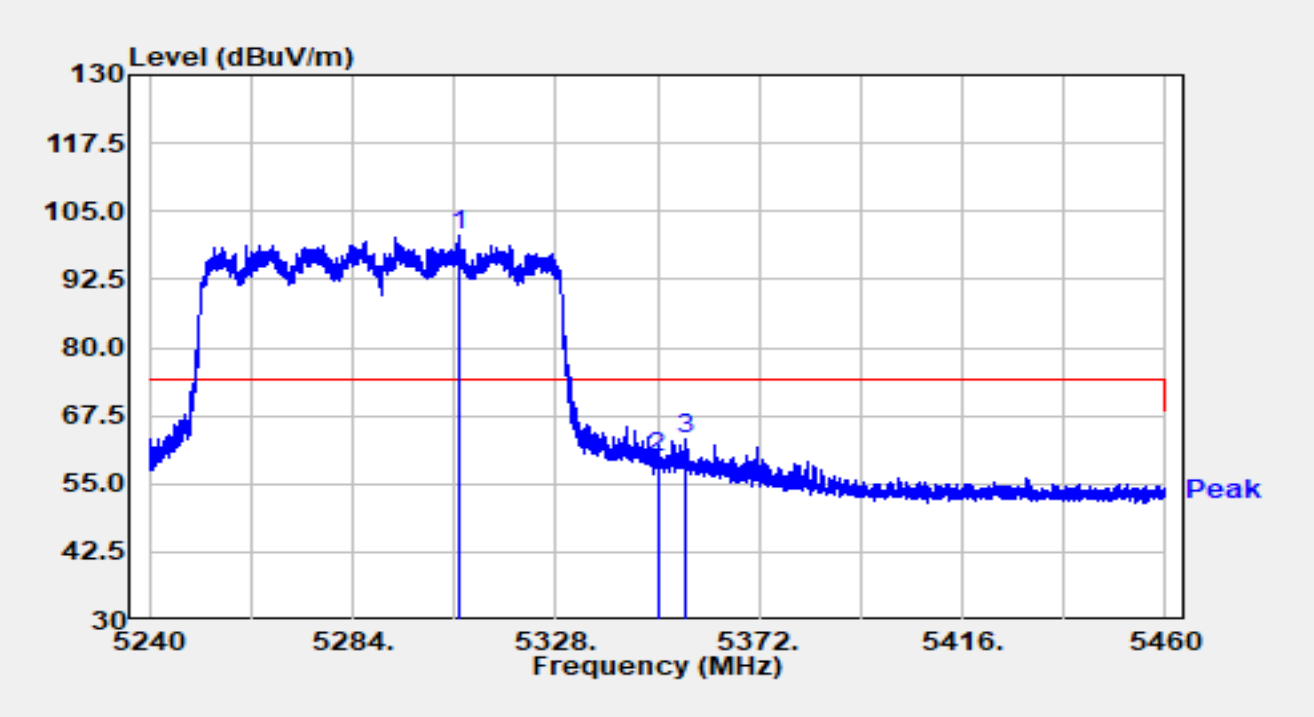


| No | Mark | Frequency (MHz) | Reading (dBμV) | C.F (dB/m) | Measurement (dBμV/m) | Margin (dB) | Limit (dBμV/m) | Detector |
|---|---|---|---|---|---|---|---|---|
| 1 | * | 5307.232 | 81.07 | 19.46 | 100.53 | N/A | N/A | Peak |
| 2 | | 5350.000 | 40.40 | 19.32 | 59.72 | -14.28 | 74.00 | Peak |
| 3 | | 5356.006 | 44.02 | 19.25 | 63.28 | -10.72 | 74.00 | Peak |

Notes:

1. " *", means this data is the worst emission level.

2. C.F (dB/m) = Antenna Factor (dB/m) + Cable Loss (dB) + 16dB Attenuation (dB) - AMP (dB).

3. Measurement (dBμV/m) = Reading (dBμV) + C.F (dB/m).

| | | | |
|---|---|---|---|
| Site | WZ-AC2 | Test Date | 2024-07-12 |
| Test Engineer | Ajin Fan | Temp./Humidity | 25.5°C/46.4% |
| Factor | BBHA 9120D_1457_1-18GHz | Polarity | Vertical |
| EUT | Mobile Computer | Test Voltage | By Battery |
| Test Mode | Transmit by 802.11ax-HE80 at 5290MHz | | |

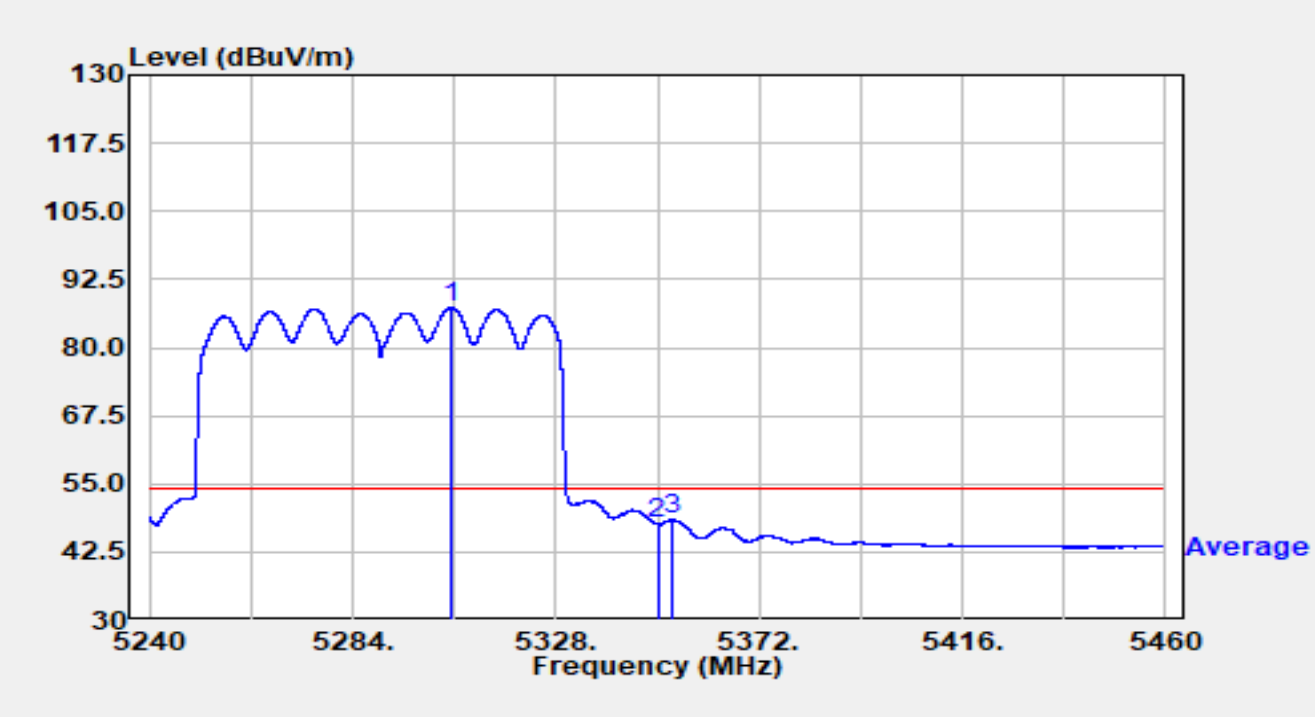


| No | Mark | Frequency (MHz) | Reading (dBμV) | C.F (dB/m) | Measurement (dBμV/m) | Margin (dB) | Limit (dBμV/m) | Detector |
|---|---|---|---|---|---|---|---|---|
| 1 | * | 5305.428 | 67.91 | 19.43 | 87.34 | N/A | N/A | Average |
| 2 | | 5350.000 | 28.27 | 19.32 | 47.59 | -6.41 | 54.00 | Average |
| 3 | | 5353.344 | 29.18 | 19.27 | 48.45 | -5.55 | 54.00 | Average |

Notes:

1. " *", means this data is the worst emission level.

2. C.F (dB/m) = Antenna Factor (dB/m) + Cable Loss (dB) + 16dB Attenuation (dB) - AMP (dB).

3. Measurement (dBμV/m) = Reading (dBμV) + C.F (dB/m).

| | | | |
|---|---|---|---|
| Site | WZ-AC2 | Test Date | 2024-07-12 |
| Test Engineer | Ajin Fan | Temp./Humidity | 25.5°C/46.4% |
| Factor | BBHA 9120D_1457_1-18GHz | Polarity | Horizontal |
| EUT | Mobile Computer | Test Voltage | By Battery |
| Test Mode | Transmit by 802.11ax-HE80 at 5530MHz | | |

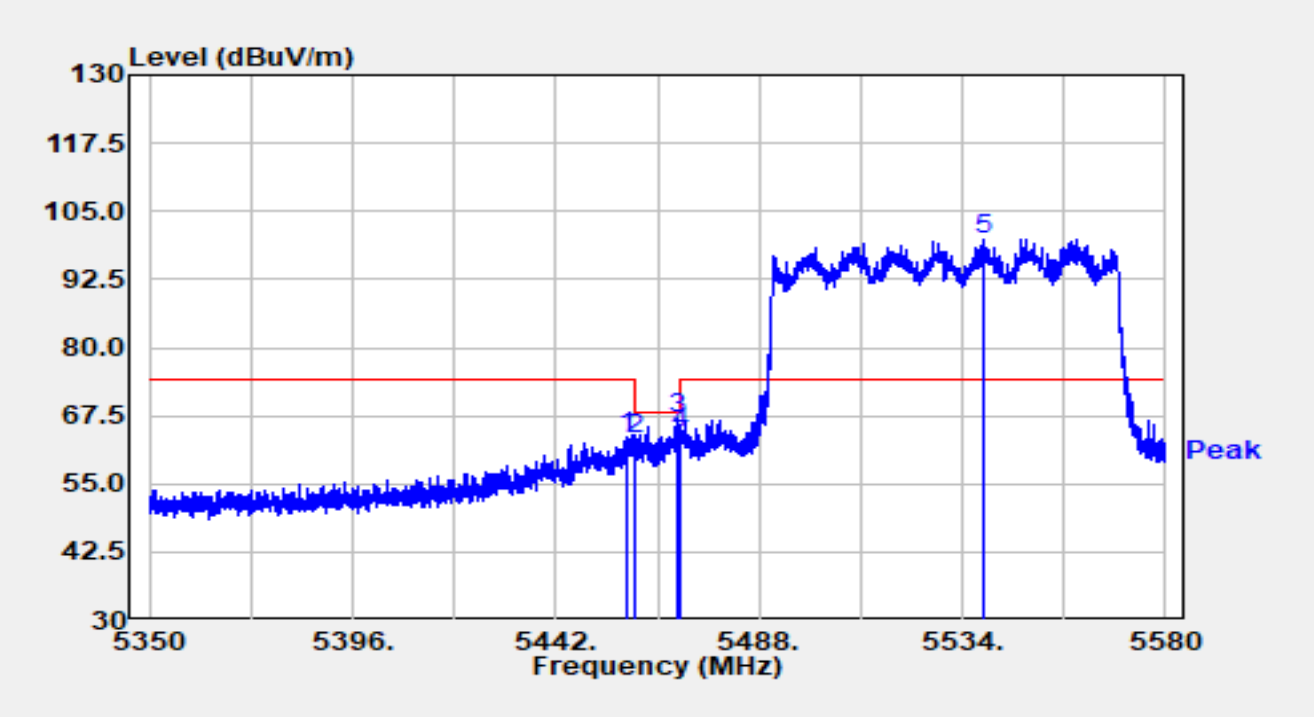


| No | Mark | Frequency (MHz) | Reading (dBμV) | C.F (dB/m) | Measurement (dBμV/m) | Margin (dB) | Limit (dBμV/m) | Detector |
|---|---|---|---|---|---|---|---|---|
| 1 | | 5458.238 | 43.96 | 19.58 | 63.54 | -10.46 | 74.00 | Peak |
| 2 | | 5460.000 | 43.44 | 19.61 | 63.05 | -5.15 | 68.20 | Peak |
| 3 | | 5469.531 | 47.13 | 19.79 | 66.92 | -1.28 | 68.20 | Peak |
| 4 | | 5470.000 | 44.66 | 19.80 | 64.46 | -3.74 | 68.20 | Peak |
| 5 | * | 5538.761 | 80.12 | 19.75 | 99.86 | N/A | N/A | Peak |

Notes:

1. " *", means this data is the worst emission level.

2. C.F (dB/m) = Antenna Factor (dB/m) + Cable Loss (dB) + 16dB Attenuation (dB) - AMP (dB).

3. Measurement (dBμV/m) = Reading (dBμV) + C.F (dB/m).

| | | | |
|---|---|---|---|
| Site | WZ-AC2 | Test Date | 2024-07-12 |
| Test Engineer | Ajin Fan | Temp./Humidity | 25.5°C/46.4% |
| Factor | BBHA 9120D_1457_1-18GHz | Polarity | Horizontal |
| EUT | Mobile Computer | Test Voltage | By Battery |
| Test Mode | Transmit by 802.11ax-HE80 at 5530MHz | | |

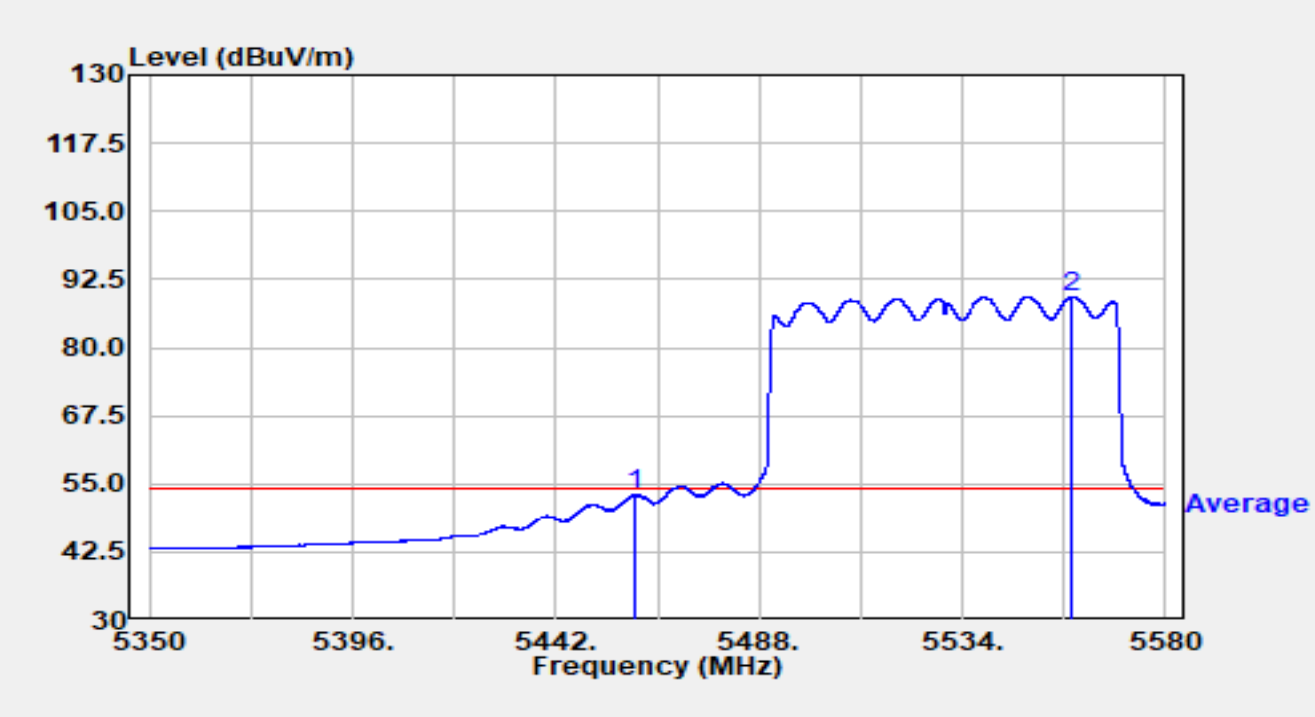


| No | Mark | Frequency (MHz) | Reading (dBµV) | C.F (dB/m) | Measurement (dBµV/m) | Margin (dB) | Limit (dBµV/m) | Detector |
|---|---|---|---|---|---|---|---|---|
| 1 | | 5460.000 | 33.26 | 19.61 | 52.87 | -1.13 | 54.00 | Average |
| 2 | * | 5558.909 | 69.33 | 20.03 | 89.36 | N/A | N/A | Average |

Notes:

1. " *", means this data is the worst emission level.

2. C.F (dB/m) = Antenna Factor (dB/m) + Cable Loss (dB) + 16dB Attenuation (dB) - AMP (dB).

3. Measurement (dBµV/m) = Reading (dBµV) + C.F (dB/m).

| | | | |
|---|---|---|---|
| Site | WZ-AC2 | Test Date | 2024-07-12 |
| Test Engineer | Ajin Fan | Temp./Humidity | 25.5°C/46.4% |
| Factor | BBHA 9120D_1457_1-18GHz | Polarity | Vertical |
| EUT | Mobile Computer | Test Voltage | By Battery |
| Test Mode | Transmit by 802.11ax-HE80 at 5530MHz | | |

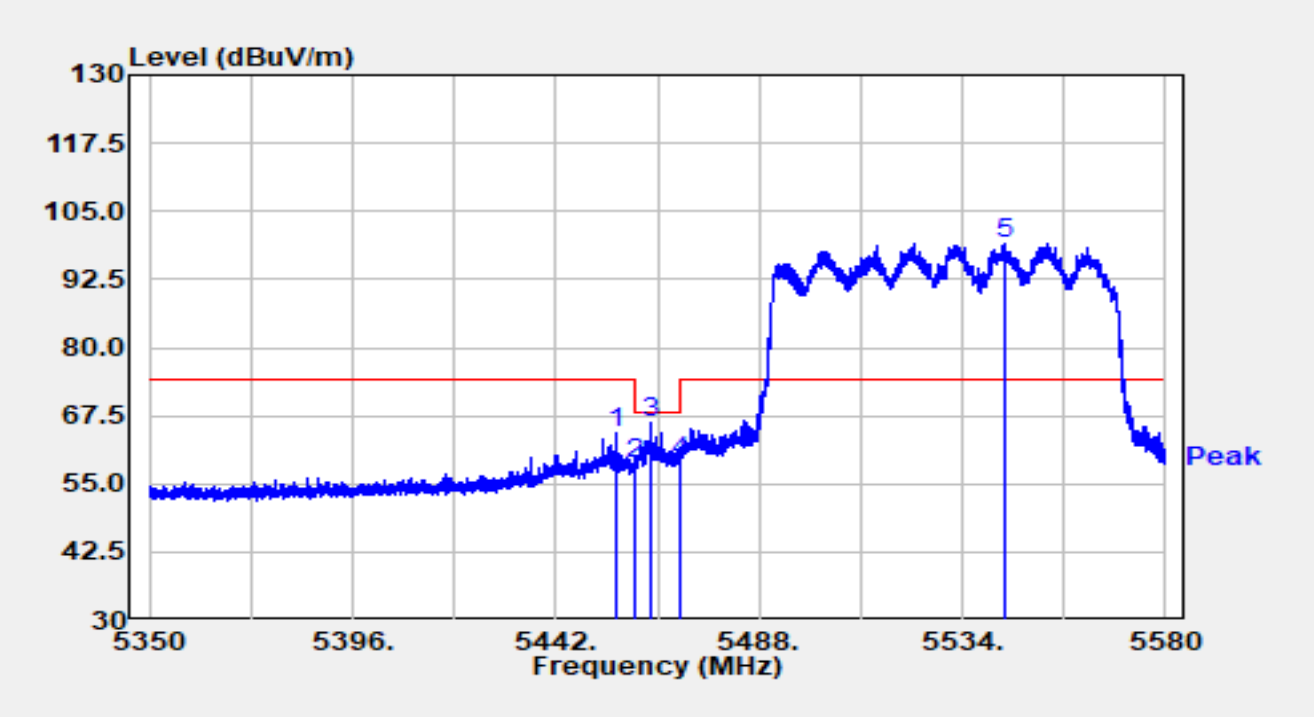


| No | Mark | Frequency (MHz) | Reading (dBμV) | C.F (dB/m) | Measurement (dBμV/m) | Margin (dB) | Limit (dBμV/m) | Detector |
|---|---|---|---|---|---|---|---|---|
| 1 | | 5455.593 | 44.97 | 19.53 | 64.49 | -9.51 | 74.00 | Peak |
| 2 | | 5460.000 | 39.03 | 19.61 | 58.64 | -9.56 | 68.20 | Peak |
| 3 | | 5463.390 | 46.74 | 19.67 | 66.41 | -1.79 | 68.20 | Peak |
| 4 | | 5470.000 | 39.31 | 19.80 | 59.10 | -9.10 | 68.20 | Peak |
| 5 | * | 5543.361 | 79.36 | 19.84 | 99.19 | N/A | N/A | Peak |

Notes:

1. " *", means this data is the worst emission level.

2. C.F (dB/m) = Antenna Factor (dB/m) + Cable Loss (dB) + 16dB Attenuation (dB) - AMP (dB).

3. Measurement (dBμV/m) = Reading (dBμV) + C.F (dB/m).

| | | | |
|---|---|---|---|
| Site | WZ-AC2 | Test Date | 2024-07-12 |
| Test Engineer | Ajin Fan | Temp./Humidity | 25.5°C/46.4% |
| Factor | BBHA 9120D_1457_1-18GHz | Polarity | Vertical |
| EUT | Mobile Computer | Test Voltage | By Battery |
| Test Mode | Transmit by 802.11ax-HE80 at 5530MHz | | |

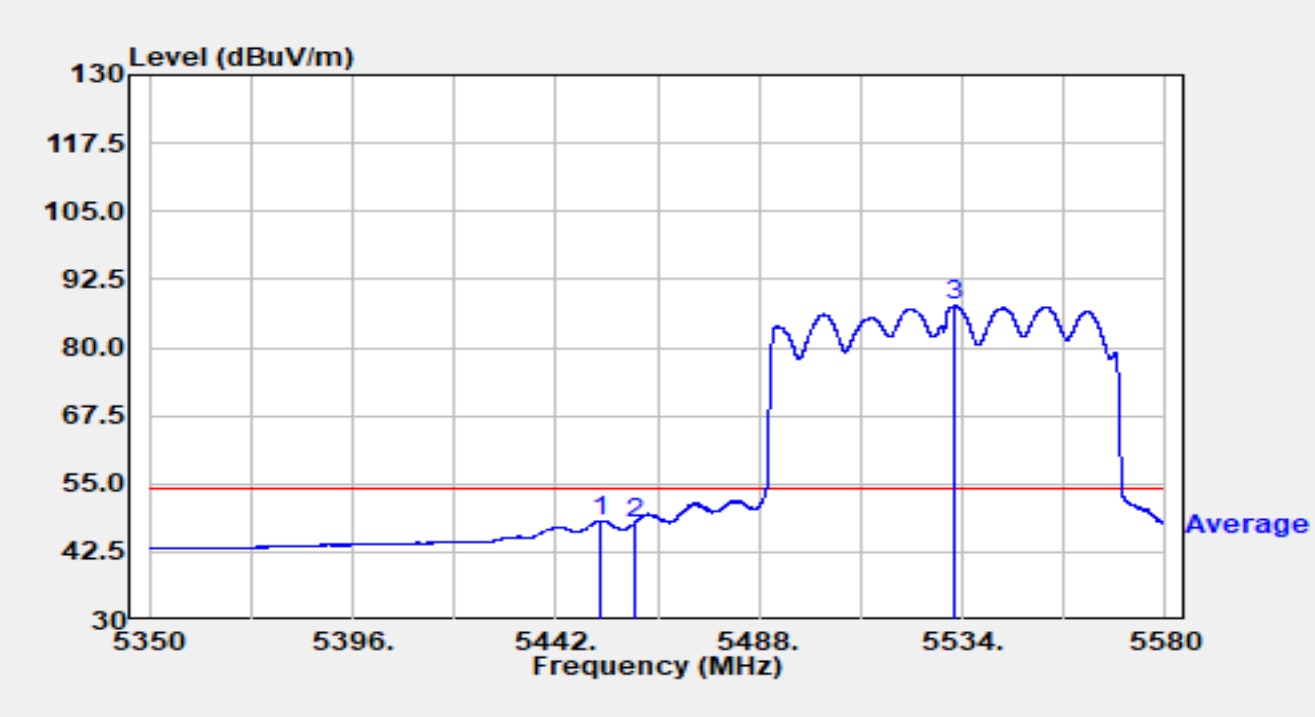


| No | Mark | Frequency (MHz) | Reading (dBμV) | C.F (dB/m) | Measurement (dBμV/m) | Margin (dB) | Limit (dBμV/m) | Detector |
|---|---|---|---|---|---|---|---|---|
| 1 | | 5452.097 | 28.74 | 19.50 | 48.24 | -5.76 | 54.00 | Average |
| 2 | | 5460.000 | 28.31 | 19.61 | 47.92 | -6.08 | 54.00 | Average |
| 3 | * | 5532.413 | 68.04 | 19.61 | 87.65 | N/A | N/A | Average |

Notes:

1. " *", means this data is the worst emission level.

2. C.F (dB/m) = Antenna Factor (dB/m) + Cable Loss (dB) + 16dB Attenuation (dB) - AMP (dB).

3. Measurement (dBμV/m) = Reading (dBμV) + C.F (dB/m).

| | | | |
|---|---|---|---|
| Site | WZ-AC2 | Test Date | 2024-07-12 |
| Test Engineer | Ajin Fan | Temp./Humidity | 25.5°C/46.4% |
| Factor | BBHA 9120D_1457_1-18GHz | Polarity | Horizontal |
| EUT | Mobile Computer | Test Voltage | By Battery |
| Test Mode | Transmit by 802.11ax-HE80 at 5610MHz | | |

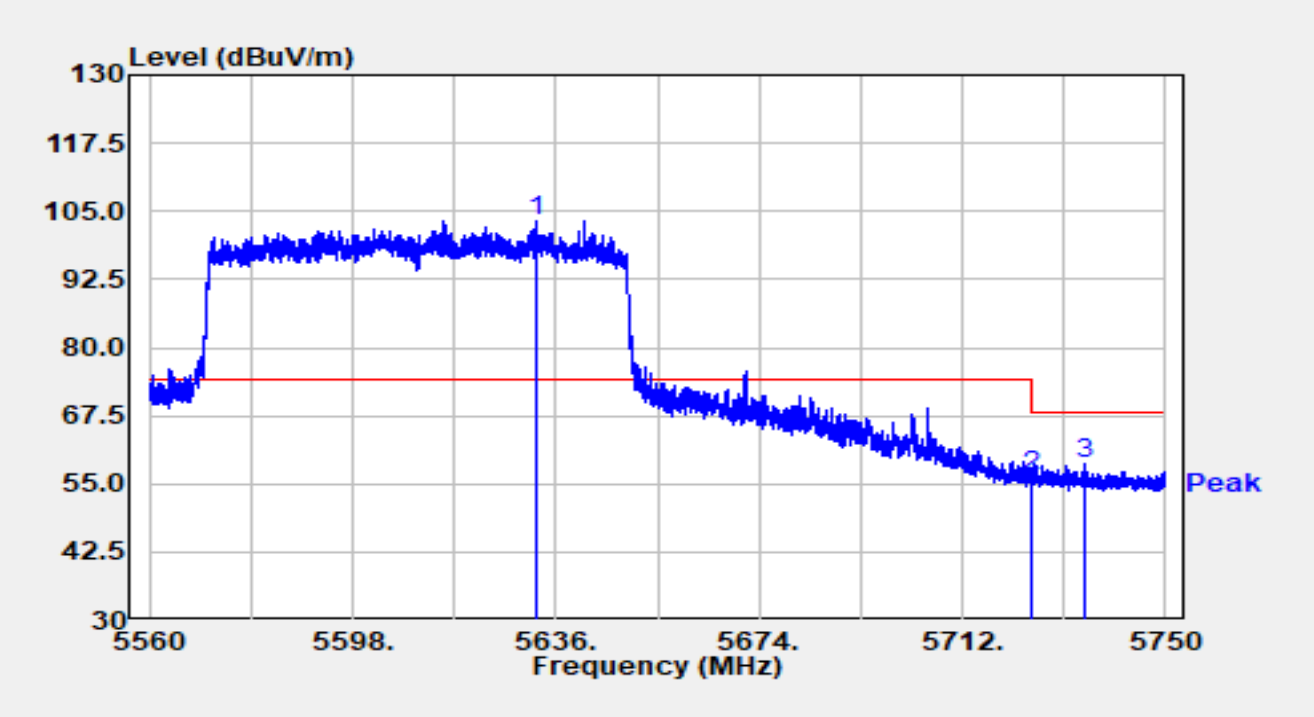


| No | Mark | Frequency (MHz) | Reading (dBμV) | C.F (dB/m) | Measurement (dBμV/m) | Margin (dB) | Limit (dBμV/m) | Detector |
|---|---|---|---|---|---|---|---|---|
| 1 | * | 5632.542 | 82.85 | 20.50 | 103.35 | N/A | N/A | Peak |
| 2 | | 5725.000 | 35.31 | 21.13 | 56.45 | -11.75 | 68.20 | Peak |
| 3 | | 5734.686 | 37.49 | 21.05 | 58.54 | -9.66 | 68.20 | Peak |

Notes:

1. " *", means this data is the worst emission level.

2. C.F (dB/m) = Antenna Factor (dB/m) + Cable Loss (dB) + 16dB Attenuation (dB) - AMP (dB).

3. Measurement (dBμV/m) = Reading (dBμV) + C.F (dB/m).

| | | | |
|---|---|---|---|
| Site | WZ-AC2 | Test Date | 2024-07-12 |
| Test Engineer | Ajin Fan | Temp./Humidity | 25.5°C/46.4% |
| Factor | BBHA 9120D_1457_1-18GHz | Polarity | Vertical |
| EUT | Mobile Computer | Test Voltage | By Battery |
| Test Mode | Transmit by 802.11ax-HE80 at 5610MHz | | |

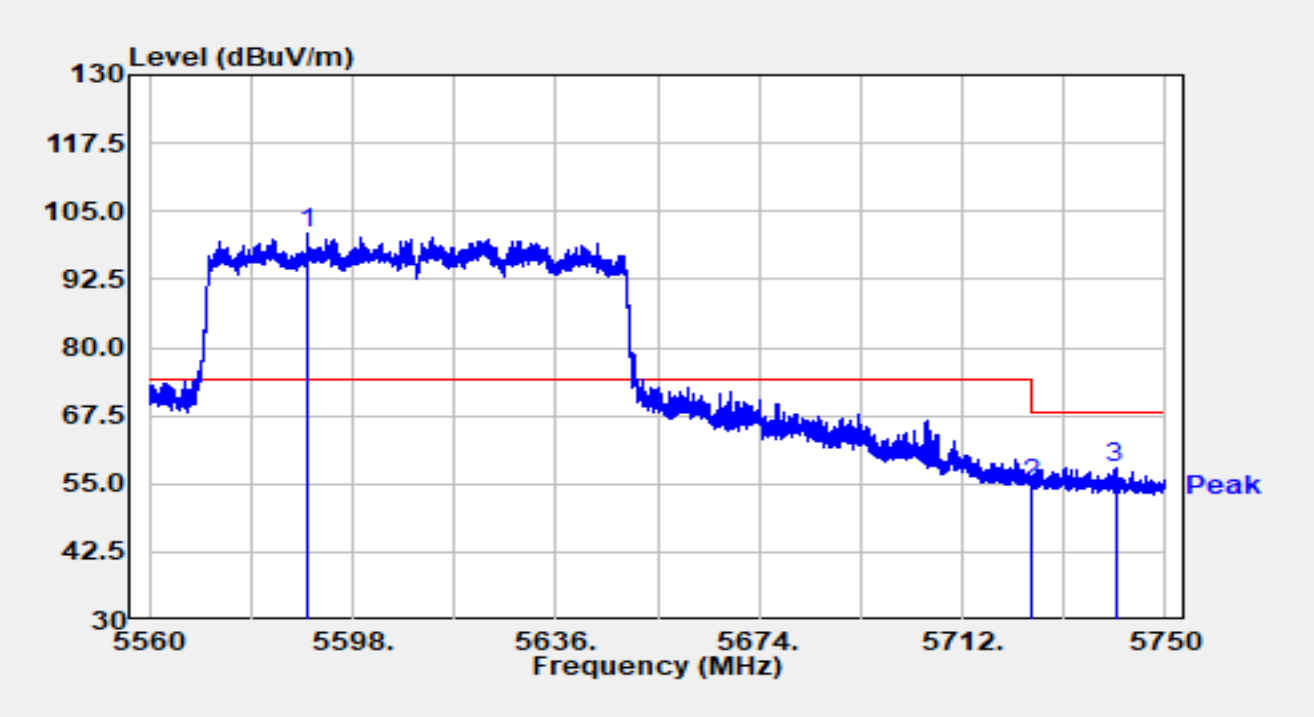


| No | Mark | Frequency (MHz) | Reading (dBμV) | C.F (dB/m) | Measurement (dBμV/m) | Margin (dB) | Limit (dBμV/m) | Detector |
|---|---|---|---|---|---|---|---|---|
| 1 | * | 5589.545 | 81.04 | 19.88 | 100.92 | N/A | N/A | Peak |
| 2 | | 5725.000 | 33.89 | 21.13 | 55.02 | -13.18 | 68.20 | Peak |
| 3 | | 5740.614 | 36.90 | 20.98 | 57.88 | -10.32 | 68.20 | Peak |

Notes:

1. " *", means this data is the worst emission level.

2. C.F (dB/m) = Antenna Factor (dB/m) + Cable Loss (dB) + 16dB Attenuation (dB) - AMP (dB).

3. Measurement (dBμV/m) = Reading (dBμV) + C.F (dB/m).

| | | | |
|---|---|---|---|
| Site | WZ-AC2 | Test Date | 2024-07-12 |
| Test Engineer | Ajin Fan | Temp./Humidity | 25.5°C/46.4% |
| Factor | BBHA 9120D_1457_1-18GHz | Polarity | Horizontal |
| EUT | Mobile Computer | Test Voltage | By Battery |
| Test Mode | Transmit by 802.11ax-HE80 at 5775MHz | | |

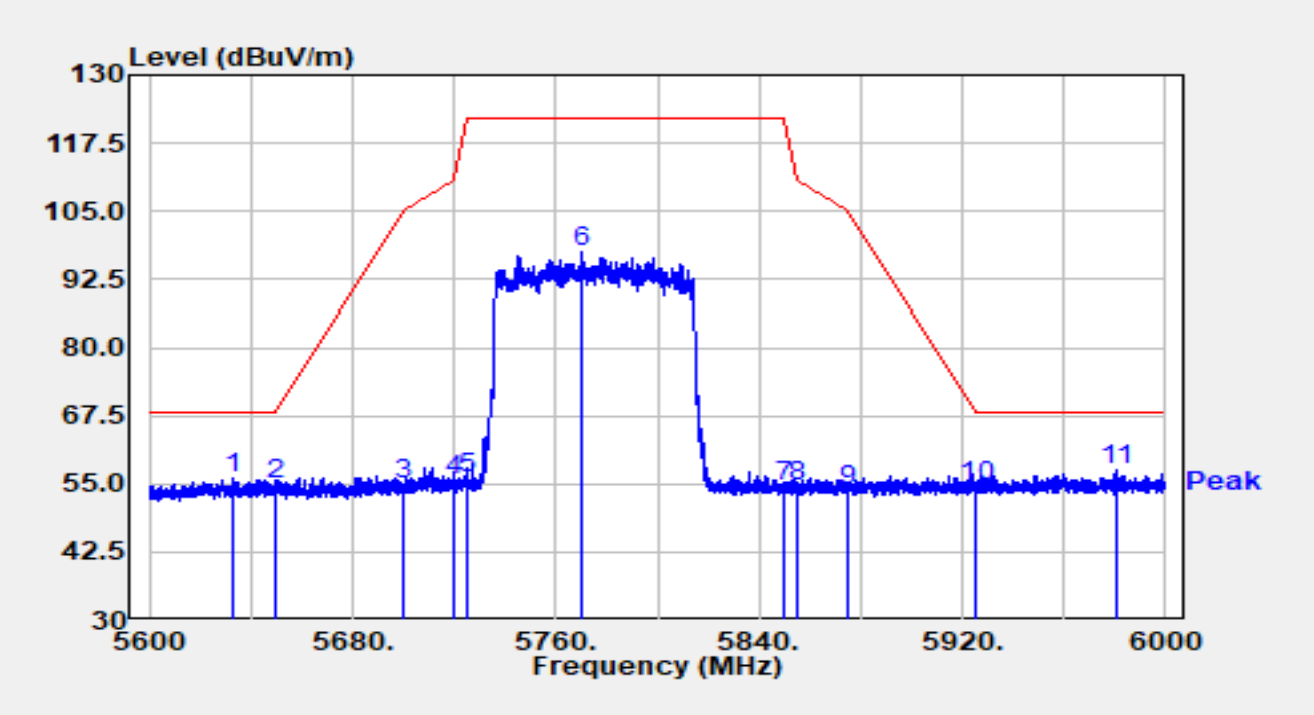


| No | Mark | Frequency (MHz) | Reading (dBμV) | C.F (dB/m) | Measurement (dBμV/m) | Margin (dB) | Limit (dBμV/m) | Detector |
|---|---|---|---|---|---|---|---|---|
| 1 | | 5632.760 | 35.41 | 20.50 | 55.92 | -12.28 | 68.20 | Peak |
| 2 | | 5650.000 | 34.33 | 20.50 | 54.84 | -13.36 | 68.20 | Peak |
| 3 | | 5700.000 | 34.07 | 20.86 | 54.94 | -50.26 | 105.20 | Peak |
| 4 | | 5720.000 | 34.71 | 21.09 | 55.80 | -55.00 | 110.80 | Peak |
| 5 | | 5725.000 | 34.76 | 21.13 | 55.89 | -66.31 | 122.20 | Peak |
| 6 | | 5770.320 | 76.30 | 21.17 | 97.47 | N/A | N/A | Peak |
| 7 | | 5850.000 | 33.01 | 21.41 | 54.42 | -67.78 | 122.20 | Peak |
| 8 | | 5855.000 | 32.94 | 21.46 | 54.40 | -56.40 | 110.80 | Peak |
| 9 | | 5875.000 | 32.16 | 21.51 | 53.67 | -51.53 | 105.20 | Peak |
| 10 | | 5925.000 | 32.93 | 21.51 | 54.44 | -13.76 | 68.20 | Peak |
| 11 | * | 5980.760 | 35.99 | 21.59 | 57.58 | -10.62 | 68.20 | Peak |

Notes:

1. " *", means this data is the worst emission level.

2. C.F (dB/m) = Antenna Factor (dB/m) + Cable Loss (dB) + 16dB Attenuation (dB) - AMP (dB).

3. Measurement (dBμV/m) = Reading (dBμV) + C.F (dB/m).

| | | | |
|---|---|---|---|
| Site | WZ-AC2 | Test Date | 2024-07-12 |
| Test Engineer | Ajin Fan | Temp./Humidity | 25.5°C/46.4% |
| Factor | BBHA 9120D_1457_1-18GHz | Polarity | Vertical |
| EUT | Mobile Computer | Test Voltage | By Battery |
| Test Mode | Transmit by 802.11ax-HE80 at 5775MHz | | |

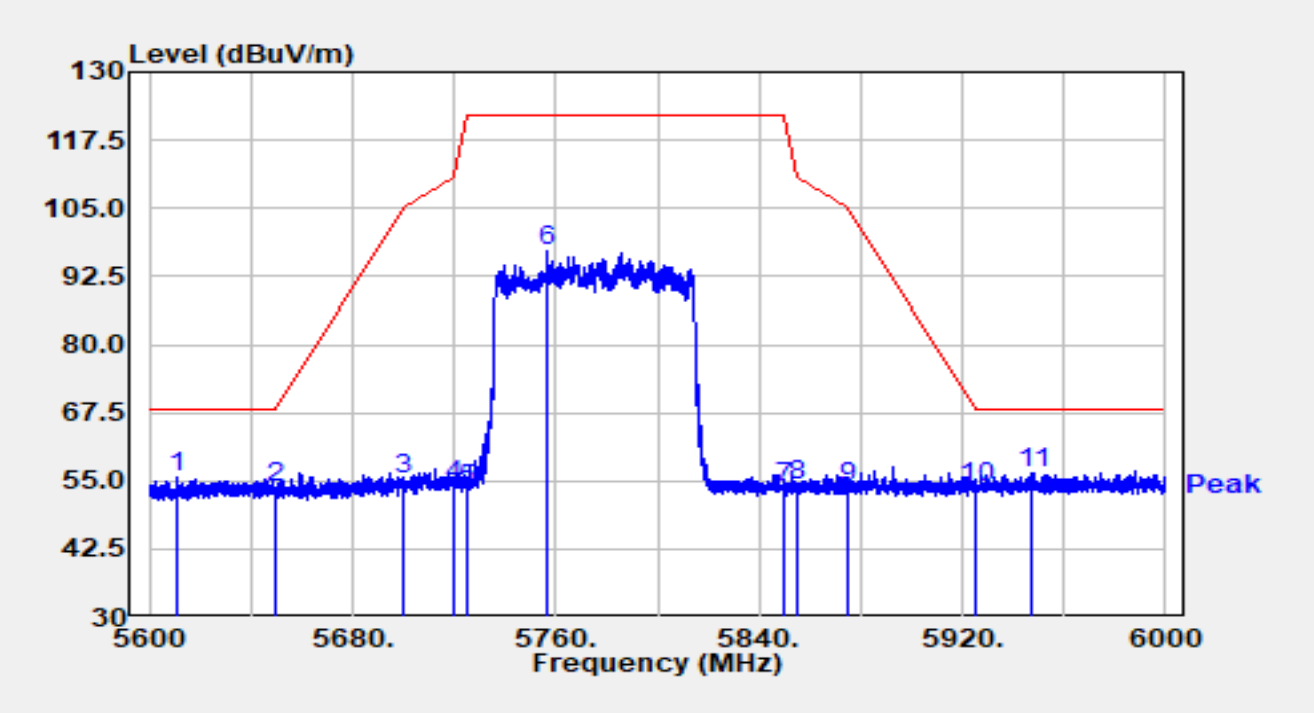


| No | Mark | Frequency (MHz) | Reading (dBμV) | C.F (dB/m) | Measurement (dBμV/m) | Margin (dB) | Limit (dBμV/m) | Detector |
|---|---|---|---|---|---|---|---|---|
| 1 | | 5610.560 | 35.41 | 20.09 | 55.51 | -12.69 | 68.20 | Peak |
| 2 | | 5650.000 | 33.37 | 20.50 | 53.87 | -14.33 | 68.20 | Peak |
| 3 | | 5700.000 | 34.28 | 20.86 | 55.14 | -50.06 | 105.20 | Peak |
| 4 | | 5720.000 | 33.18 | 21.09 | 54.27 | -56.53 | 110.80 | Peak |
| 5 | | 5725.000 | 32.36 | 21.13 | 53.50 | -68.70 | 122.20 | Peak |
| 6 | | 5756.720 | 76.21 | 21.02 | 97.23 | N/A | N/A | Peak |
| 7 | | 5850.000 | 32.32 | 21.41 | 53.73 | -68.47 | 122.20 | Peak |
| 8 | | 5855.000 | 32.71 | 21.46 | 54.17 | -56.63 | 110.80 | Peak |
| 9 | | 5875.000 | 32.18 | 21.51 | 53.69 | -51.51 | 105.20 | Peak |
| 10 | | 5925.000 | 32.14 | 21.51 | 53.65 | -14.55 | 68.20 | Peak |
| 11 | * | 5947.720 | 34.77 | 21.60 | 56.37 | -11.83 | 68.20 | Peak |

Notes:

1. " *", means this data is the worst emission level.

2. C.F (dB/m) = Antenna Factor (dB/m) + Cable Loss (dB) + 16dB Attenuation (dB) - AMP (dB).

3. Measurement (dBμV/m) = Reading (dBμV) + C.F (dB/m).