Partial RU

Site	WZ-AC2	Test Date	2024-07-18
Test Engineer	Bob Zhang	Temp./Humidity	25.5°C/56.8%
Factor	BBHA 9120D_1457_1-18GHz	Polarity	Horizontal
EUT	Mobile Computer	Test Voltage	By Battery
Test Mode	Transmit by 802.11ax-HE20 at 5180MHz RU26/0		

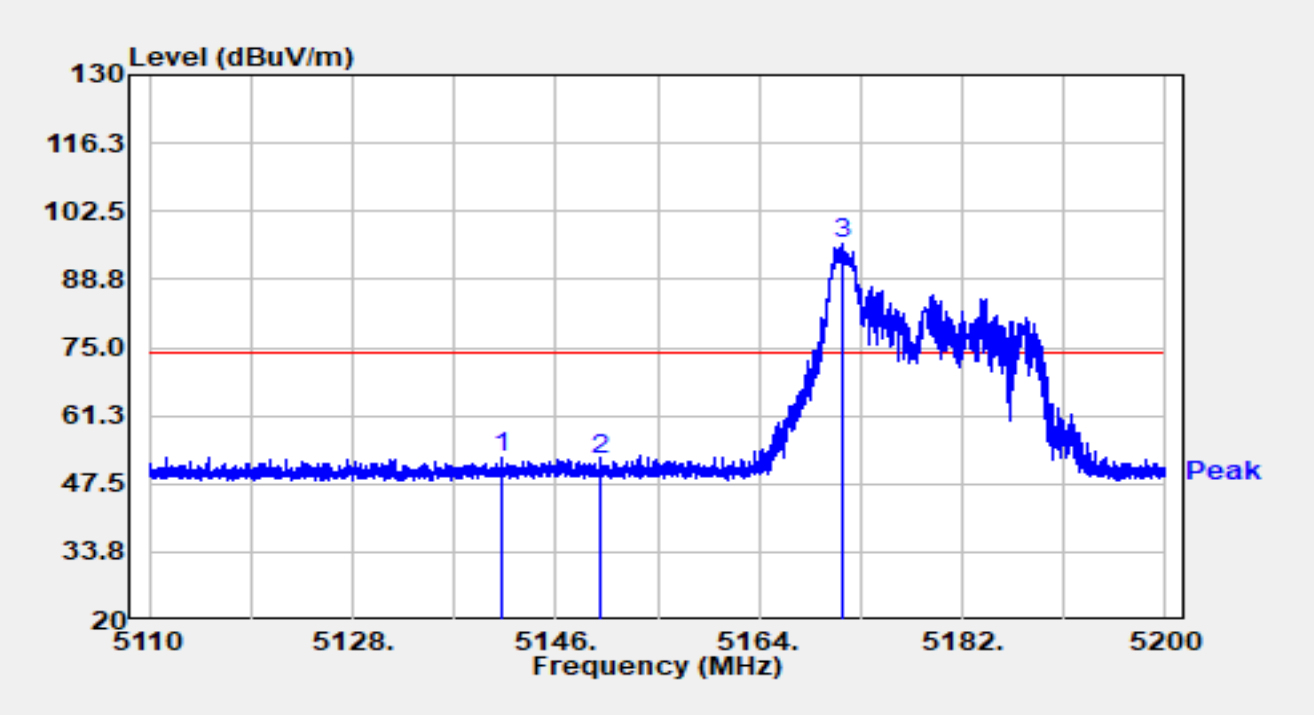

No	Mark	Frequency (MHz)	Reading (dBμV)	C.F (dB/m)	Measurement (dBμV/m)	Margin (dB)	Limit (dBμV/m)	Detector
1		5141.266	33.00	19.68	52.69	-21.31	74.00	Peak
2		5150.000	32.49	19.78	52.27	-21.73	74.00	Peak
3	*	5171.290	76.33	19.80	96.12	N/A	N/A	Peak

Notes:

1. " *", means this data is the worst emission level.

2. C.F (dB/m) = Antenna Factor (dB/m) + Cable Loss (dB) + 16dB Attenuation (dB) - AMP (dB).

3. Measurement (dBμV/m) = Reading (dBμV) + C.F (dB/m).

Site	WZ-AC2	Test Date	2024-07-18
Test Engineer	Bob Zhang	Temp./Humidity	25.5°C/56.8%
Factor	BBHA 9120D_1457_1-18GHz	Polarity	Horizontal
EUT	Mobile Computer	Test Voltage	By Battery
Test Mode	Transmit by 802.11ax-HE20 at 5180MHz RU26/0		

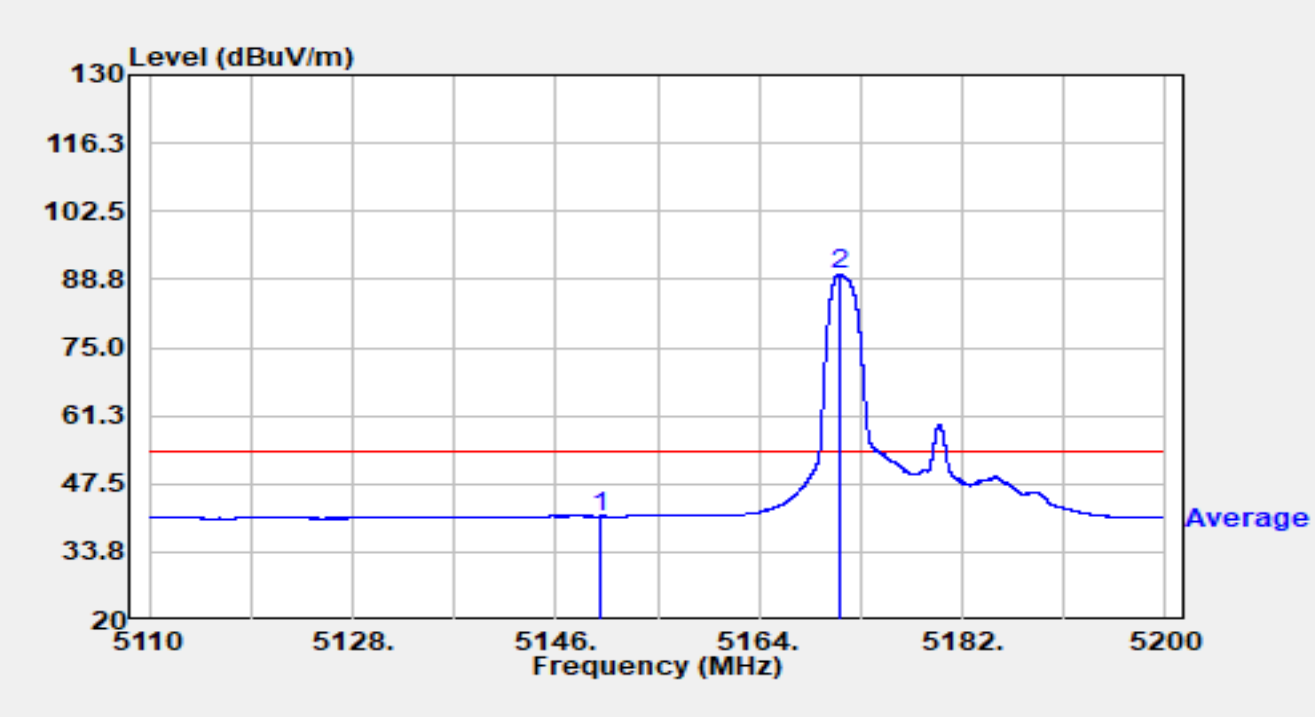

No	Mark	Frequency (MHz)	Reading (dBμV)	C.F (dB/m)	Measurement (dBμV/m)	Margin (dB)	Limit (dBμV/m)	Detector
1		5150.000	21.18	19.78	40.96	-13.04	54.00	Average
2	*	5171.092	70.07	19.80	89.88	N/A	N/A	Average

Notes:

1. " *", means this data is the worst emission level.

2. C.F (dB/m) = Antenna Factor (dB/m) + Cable Loss (dB) + 16dB Attenuation (dB) - AMP (dB).

3. Measurement (dBμV/m) = Reading (dBμV) + C.F (dB/m).

Site	WZ-AC2	Test Date	2024-07-18
Test Engineer	Bob Zhang	Temp./Humidity	25.5°C/56.8%
Factor	BBHA 9120D_1457_1-18GHz	Polarity	Vertical
EUT	Mobile Computer	Test Voltage	By Battery
Test Mode	Transmit by 802.11ax-HE20 at 5180MHz RU26/0		

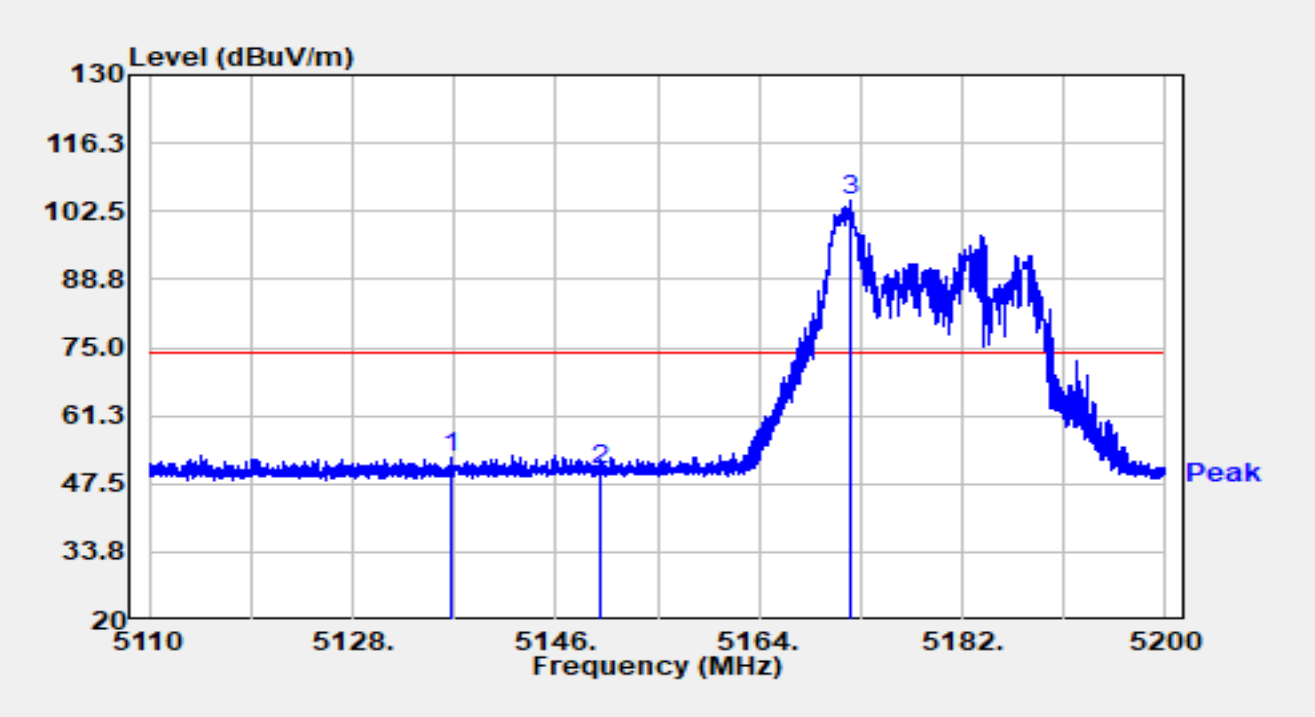

No	Mark	Frequency (MHz)	Reading (dBμV)	C.F (dB/m)	Measurement (dBμV/m)	Margin (dB)	Limit (dBμV/m)	Detector
1		5136.793	33.26	19.63	52.89	-21.11	74.00	Peak
2		5150.000	30.57	19.78	50.35	-23.65	74.00	Peak
3	*	5172.019	84.93	19.79	104.72	N/A	N/A	Peak

Notes:

1. " *", means this data is the worst emission level.

2. C.F (dB/m) = Antenna Factor (dB/m) + Cable Loss (dB) + 16dB Attenuation (dB) - AMP (dB).

3. Measurement (dBμV/m) = Reading (dBμV) + C.F (dB/m).

Site	WZ-AC2	Test Date	2024-07-18
Test Engineer	Bob Zhang	Temp./Humidity	25.5°C/56.8%
Factor	BBHA 9120D_1457_1-18GHz	Polarity	Vertical
EUT	Mobile Computer	Test Voltage	By Battery
Test Mode	Transmit by 802.11ax-HE20 at 5180MHz RU26/0		

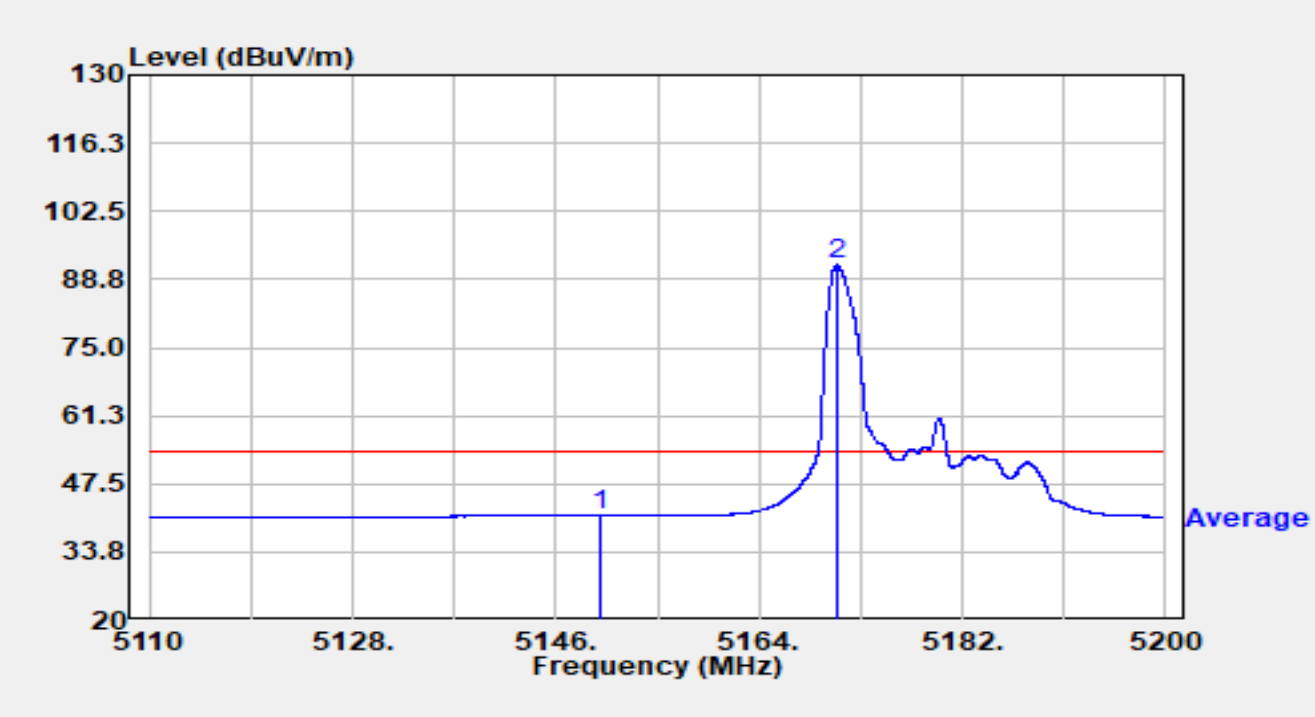

No	Mark	Frequency (MHz)	Reading (dBμV)	C.F (dB/m)	Measurement (dBμV/m)	Margin (dB)	Limit (dBμV/m)	Detector
1		5150.000	21.32	19.78	41.10	-12.90	54.00	Average
2	*	5170.876	71.84	19.80	91.65	N/A	N/A	Average

Notes:

1. " *", means this data is the worst emission level.
2. C.F (dB/m) = Antenna Factor (dB/m) + Cable Loss (dB) + 16dB Attenuation (dB) - AMP (dB).
3. Measurement (dBμV/m) = Reading (dBμV) + C.F (dB/m).

Site	WZ-AC2	Test Date	2024-07-18
Test Engineer	Bob Zhang	Temp./Humidity	25.5°C/56.8%
Factor	BBHA 9120D_1457_1-18GHz	Polarity	Horizontal
EUT	Mobile Computer	Test Voltage	By Battery
Test Mode	Transmit by 802.11ax-HE20 at 5180MHz RU52/37		

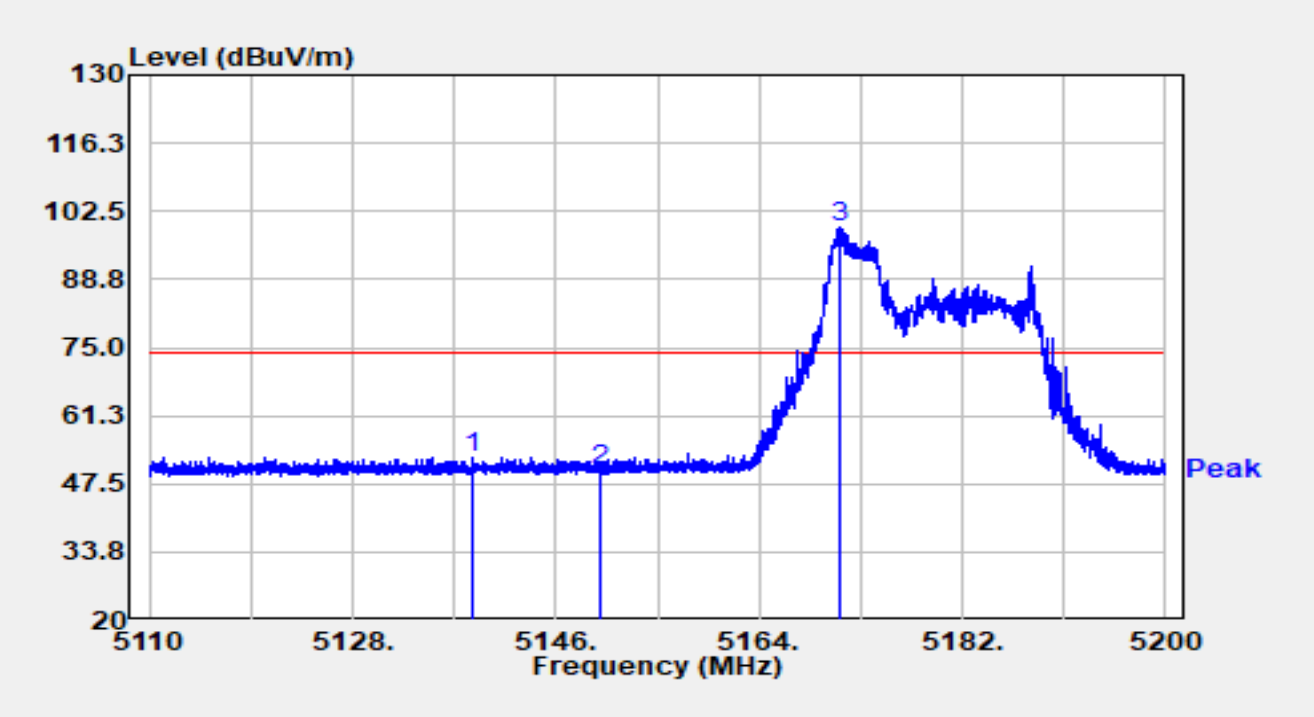

No	Mark	Frequency (MHz)	Reading (dBμV)	C.F (dB/m)	Measurement (dBμV/m)	Margin (dB)	Limit (dBμV/m)	Detector
1		5138.647	33.32	19.65	52.97	-21.03	74.00	Peak
2		5150.000	30.45	19.78	50.23	-23.77	74.00	Peak
3	*	5171.164	79.47	19.80	99.28	N/A	N/A	Peak

Notes:

1. " *", means this data is the worst emission level.

2. C.F (dB/m) = Antenna Factor (dB/m) + Cable Loss (dB) + 16dB Attenuation (dB) - AMP (dB).

3. Measurement (dBμV/m) = Reading (dBμV) + C.F (dB/m).

Site	WZ-AC2	Test Date	2024-07-18
Test Engineer	Bob Zhang	Temp./Humidity	25.5°C/56.8%
Factor	BBHA 9120D_1457_1-18GHz	Polarity	Horizontal
EUT	Mobile Computer	Test Voltage	By Battery
Test Mode	Transmit by 802.11ax-HE20 at 5180MHz RU52/37		

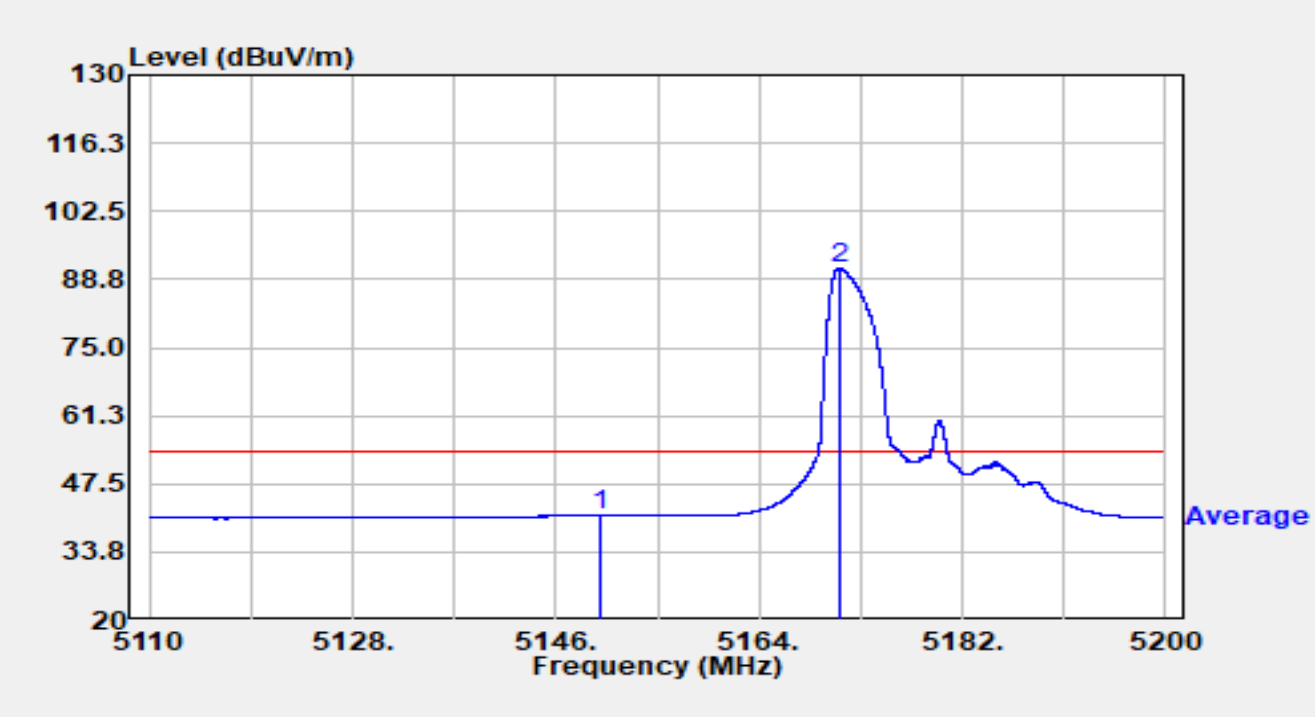

No	Mark	Frequency (MHz)	Reading (dBμV)	C.F (dB/m)	Measurement (dBμV/m)	Margin (dB)	Limit (dBμV/m)	Detector
1		5150.000	21.20	19.78	40.98	-13.02	54.00	Average
2	*	5171.164	71.17	19.80	90.97	N/A	N/A	Average

Notes:

1. " *", means this data is the worst emission level.
2. C.F (dB/m) = Antenna Factor (dB/m) + Cable Loss (dB) + 16dB Attenuation (dB) - AMP (dB).
3. Measurement (dBμV/m) = Reading (dBμV) + C.F (dB/m).

Site	WZ-AC2	Test Date	2024-07-18
Test Engineer	Bob Zhang	Temp./Humidity	25.5°C/56.8%
Factor	BBHA 9120D_1457_1-18GHz	Polarity	Vertical
EUT	Mobile Computer	Test Voltage	By Battery
Test Mode	Transmit by 802.11ax-HE20 at 5180MHz RU52/37		

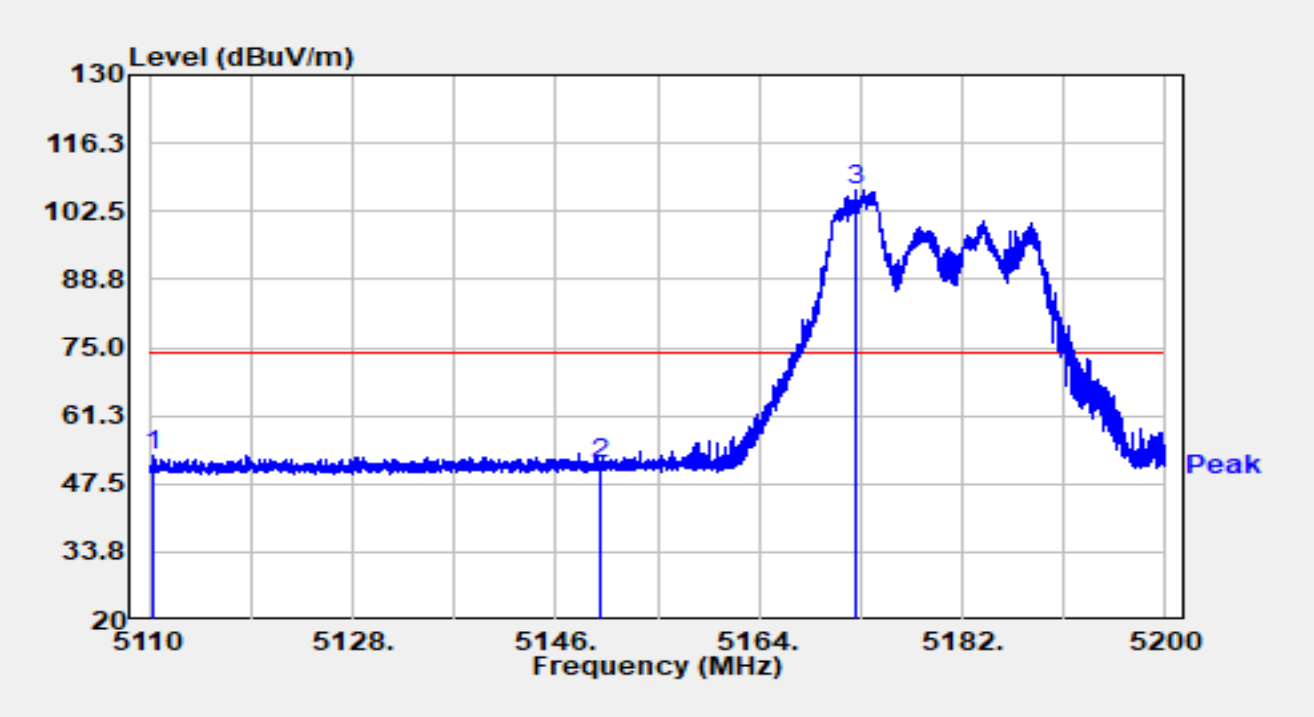

No	Mark	Frequency (MHz)	Reading (dBμV)	C.F (dB/m)	Measurement (dBμV/m)	Margin (dB)	Limit (dBμV/m)	Detector
1		5110.369	33.53	19.56	53.09	-20.91	74.00	Peak
2		5150.000	31.87	19.78	51.65	-22.35	74.00	Peak
3	*	5172.604	87.08	19.78	106.86	N/A	N/A	Peak

Notes:

1. " *", means this data is the worst emission level.

2. C.F (dB/m) = Antenna Factor (dB/m) + Cable Loss (dB) + 16dB Attenuation (dB) - AMP (dB).

3. Measurement (dBμV/m) = Reading (dBμV) + C.F (dB/m).

Site	WZ-AC2	Test Date	2024-07-18
Test Engineer	Bob Zhang	Temp./Humidity	25.5°C/56.8%
Factor	BBHA 9120D_1457_1-18GHz	Polarity	Vertical
EUT	Mobile Computer	Test Voltage	By Battery
Test Mode	Transmit by 802.11ax-HE20 at 5180MHz RU52/37		

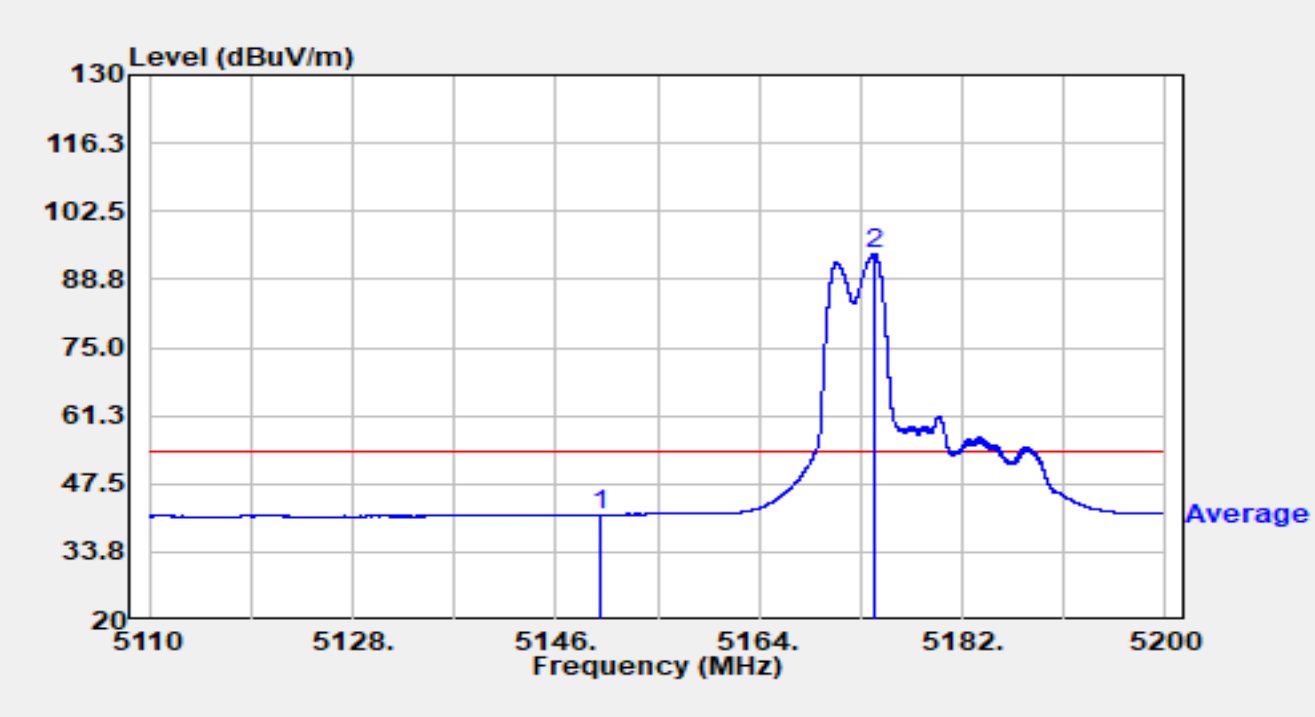

No	Mark	Frequency (MHz)	Reading (dBμV)	C.F (dB/m)	Measurement (dBμV/m)	Margin (dB)	Limit (dBμV/m)	Detector
1		5150.000	21.51	19.78	41.29	-12.71	54.00	Average
2	*	5174.206	74.20	19.75	93.95	N/A	N/A	Average

Notes:

1. " *", means this data is the worst emission level.
2. C.F (dB/m) = Antenna Factor (dB/m) + Cable Loss (dB) + 16dB Attenuation (dB) - AMP (dB).
3. Measurement (dBμV/m) = Reading (dBμV) + C.F (dB/m).

Site	WZ-AC2	Test Date	2024-07-18
Test Engineer	Bob Zhang	Temp./Humidity	25.5°C/56.8%
Factor	BBHA 9120D_1457_1-18GHz	Polarity	Horizontal
EUT	Mobile Computer	Test Voltage	By Battery
Test Mode	Transmit by 802.11ax-HE20 at 5180MHz RU106/53		

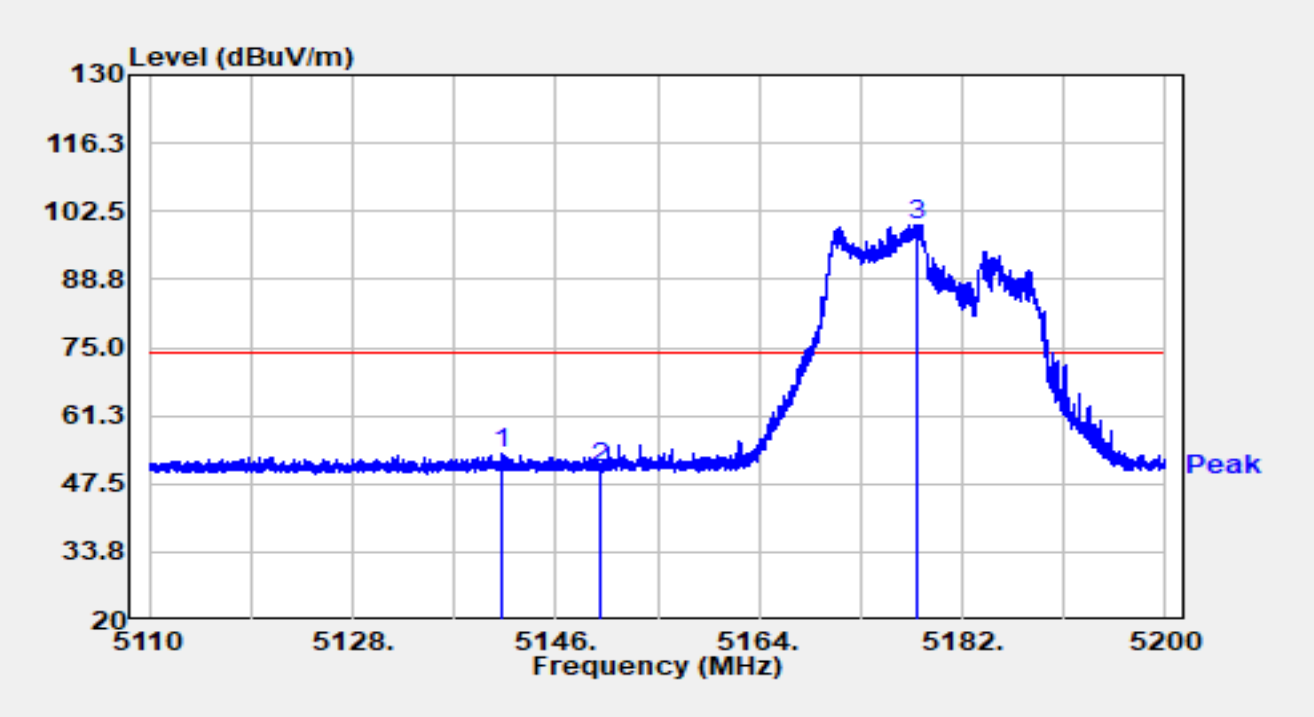

No	Mark	Frequency (MHz)	Reading (dBμV)	C.F (dB/m)	Measurement (dBμV/m)	Margin (dB)	Limit (dBμV/m)	Detector
1		5141.176	33.75	19.68	53.43	-20.57	74.00	Peak
2		5150.000	31.13	19.78	50.91	-23.09	74.00	Peak
3	*	5177.914	80.05	19.70	99.74	N/A	N/A	Peak

Notes:

1. " *", means this data is the worst emission level.

2. C.F (dB/m) = Antenna Factor (dB/m) + Cable Loss (dB) + 16dB Attenuation (dB) - AMP (dB).

3. Measurement (dBμV/m) = Reading (dBμV) + C.F (dB/m).

Site	WZ-AC2	Test Date	2024-07-18
Test Engineer	Bob Zhang	Temp./Humidity	25.5°C/56.8%
Factor	BBHA 9120D_1457_1-18GHz	Polarity	Horizontal
EUT	Mobile Computer	Test Voltage	By Battery
Test Mode	Transmit by 802.11ax-HE20 at 5180MHz RU106/53		

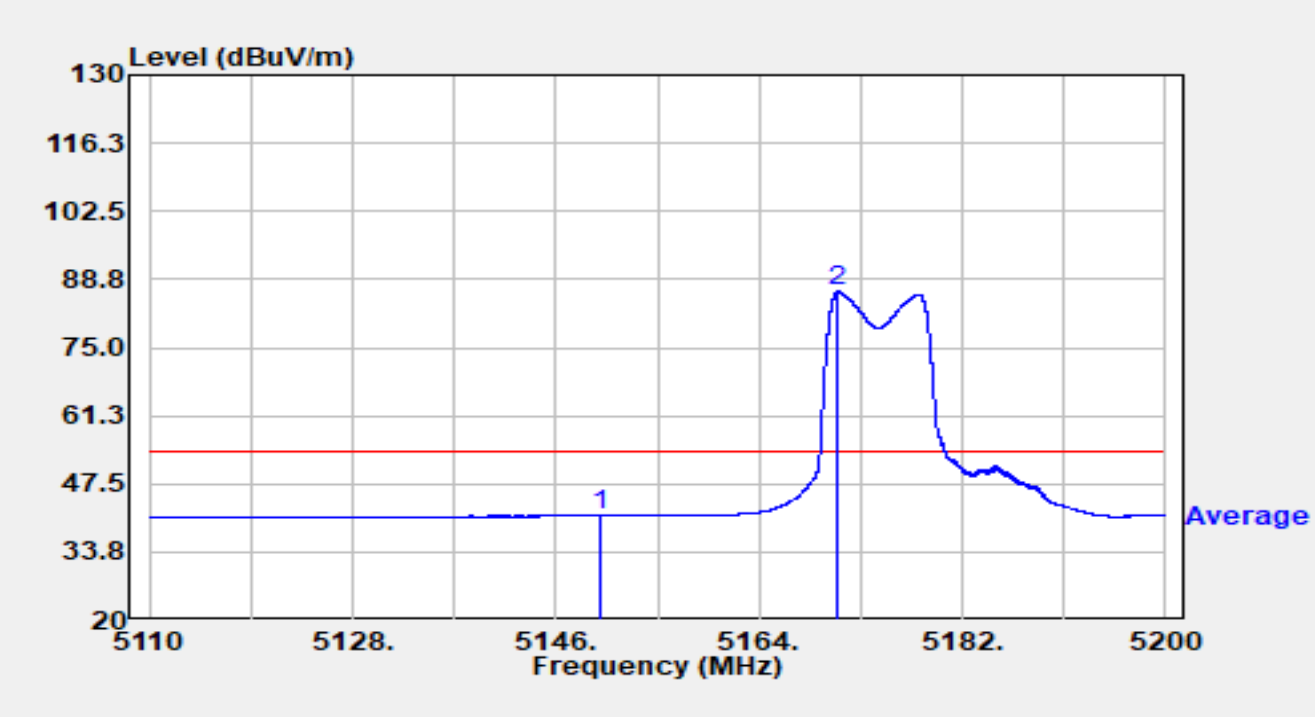

No	Mark	Frequency (MHz)	Reading (dBμV)	C.F (dB/m)	Measurement (dBμV/m)	Margin (dB)	Limit (dBμV/m)	Detector
1		5150.000	21.29	19.78	41.07	-12.93	54.00	Average
2	*	5171.029	66.42	19.80	86.22	N/A	N/A	Average

Notes:

1. " *", means this data is the worst emission level.
2. C.F (dB/m) = Antenna Factor (dB/m) + Cable Loss (dB) + 16dB Attenuation (dB) - AMP (dB).
3. Measurement (dBμV/m) = Reading (dBμV) + C.F (dB/m).

Site	WZ-AC2	Test Date	2024-07-18
Test Engineer	Bob Zhang	Temp./Humidity	25.5°C/56.8%
Factor	BBHA 9120D_1457_1-18GHz	Polarity	Vertical
EUT	Mobile Computer	Test Voltage	By Battery
Test Mode	Transmit by 802.11ax-HE20 at 5180MHz RU106/53		

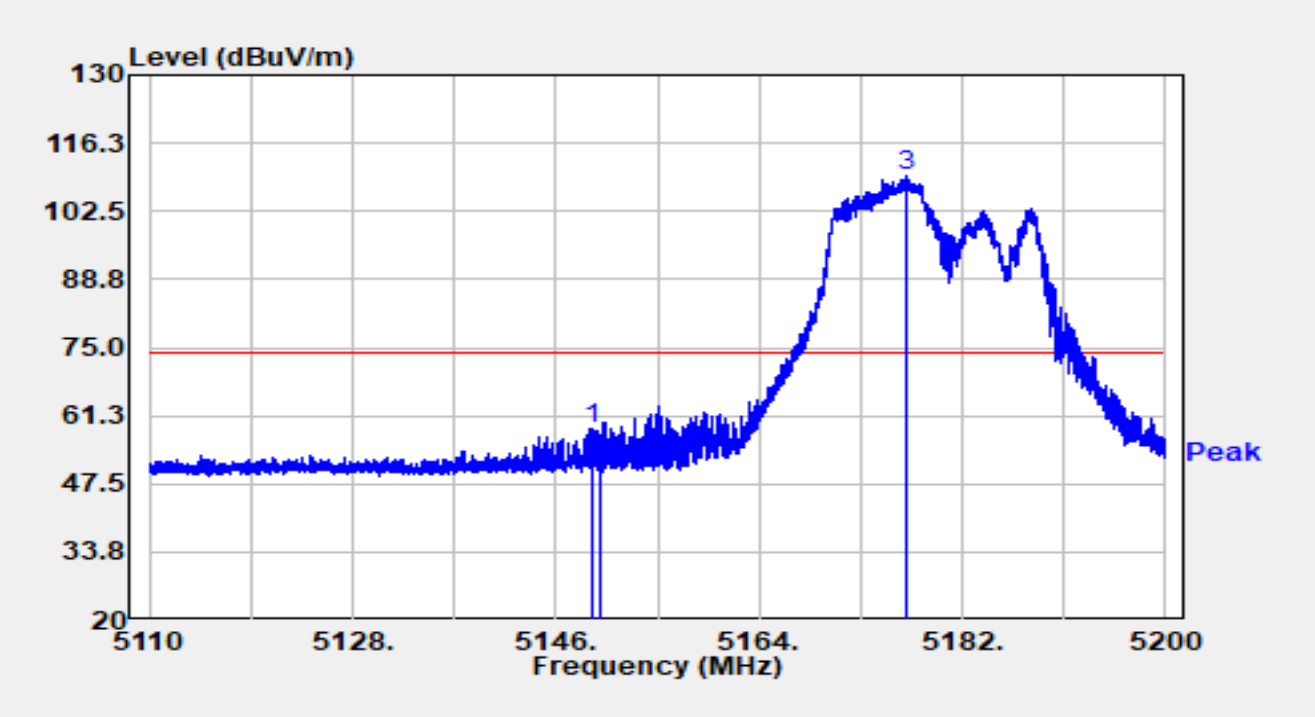

No	Mark	Frequency (MHz)	Reading (dBμV)	C.F (dB/m)	Measurement (dBμV/m)	Margin (dB)	Limit (dBμV/m)	Detector
1		5149.204	38.95	19.78	58.72	-15.28	74.00	Peak
2		5150.000	30.25	19.78	50.03	-23.97	74.00	Peak
3	*	5177.077	89.74	19.71	109.45	N/A	N/A	Peak

Notes:

1. " *", means this data is the worst emission level.

2. C.F (dB/m) = Antenna Factor (dB/m) + Cable Loss (dB) + 16dB Attenuation (dB) - AMP (dB).

3. Measurement (dBμV/m) = Reading (dBμV) + C.F (dB/m).

Site	WZ-AC2	Test Date	2024-07-18
Test Engineer	Bob Zhang	Temp./Humidity	25.5°C/56.8%
Factor	BBHA 9120D_1457_1-18GHz	Polarity	Vertical
EUT	Mobile Computer	Test Voltage	By Battery
Test Mode	Transmit by 802.11ax-HE20 at 5180MHz RU106/53		

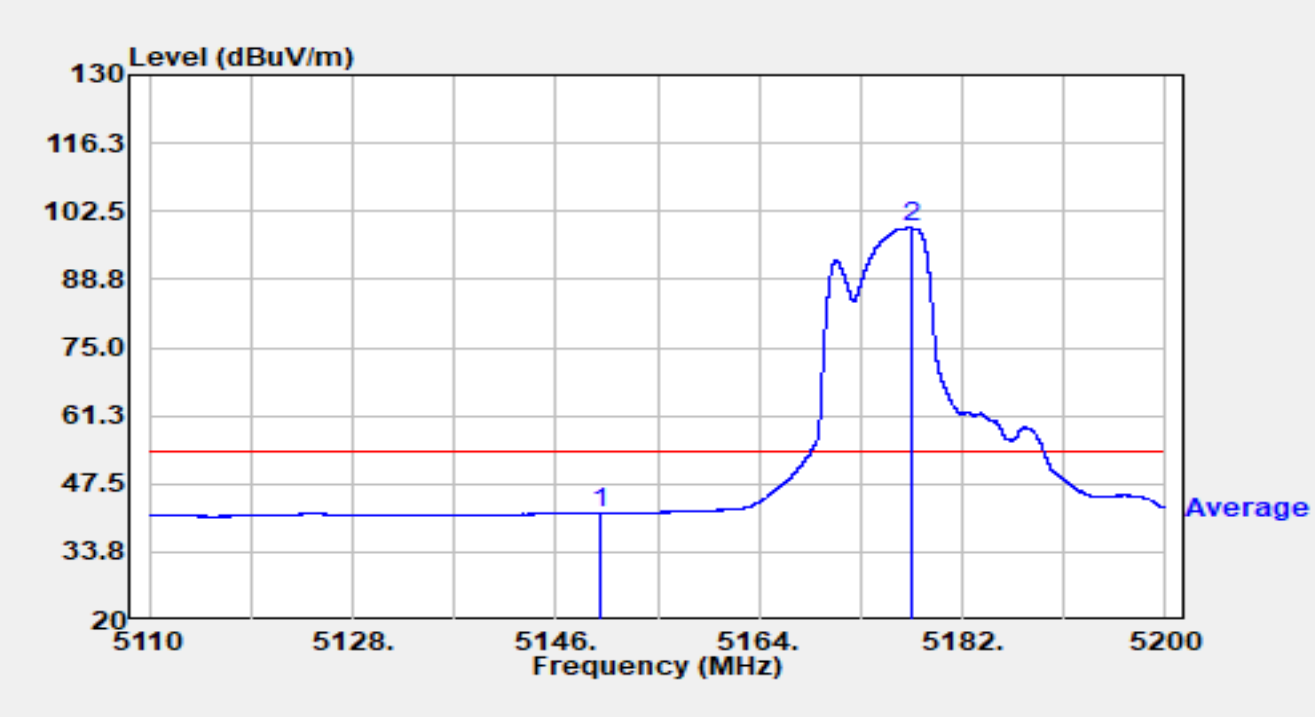

No	Mark	Frequency (MHz)	Reading (dBμV)	C.F (dB/m)	Measurement (dBμV/m)	Margin (dB)	Limit (dBμV/m)	Detector
1		5150.000	21.78	19.78	41.56	-12.44	54.00	Average
2	*	5177.446	79.41	19.70	99.11	N/A	N/A	Average

Notes:

1. " *", means this data is the worst emission level.

2. C.F (dB/m) = Antenna Factor (dB/m) + Cable Loss (dB) + 16dB Attenuation (dB) - AMP (dB).

3. Measurement (dBμV/m) = Reading (dBμV) + C.F (dB/m).

Site	WZ-AC2	Test Date	2024-07-18
Test Engineer	Bob Zhang	Temp./Humidity	25.5°C/56.8%
Factor	BBHA 9120D_1457_1-18GHz	Polarity	Horizontal
EUT	Mobile Computer	Test Voltage	By Battery
Test Mode	Transmit by 802.11ax-HE20 at 5320MHz RU26/8		

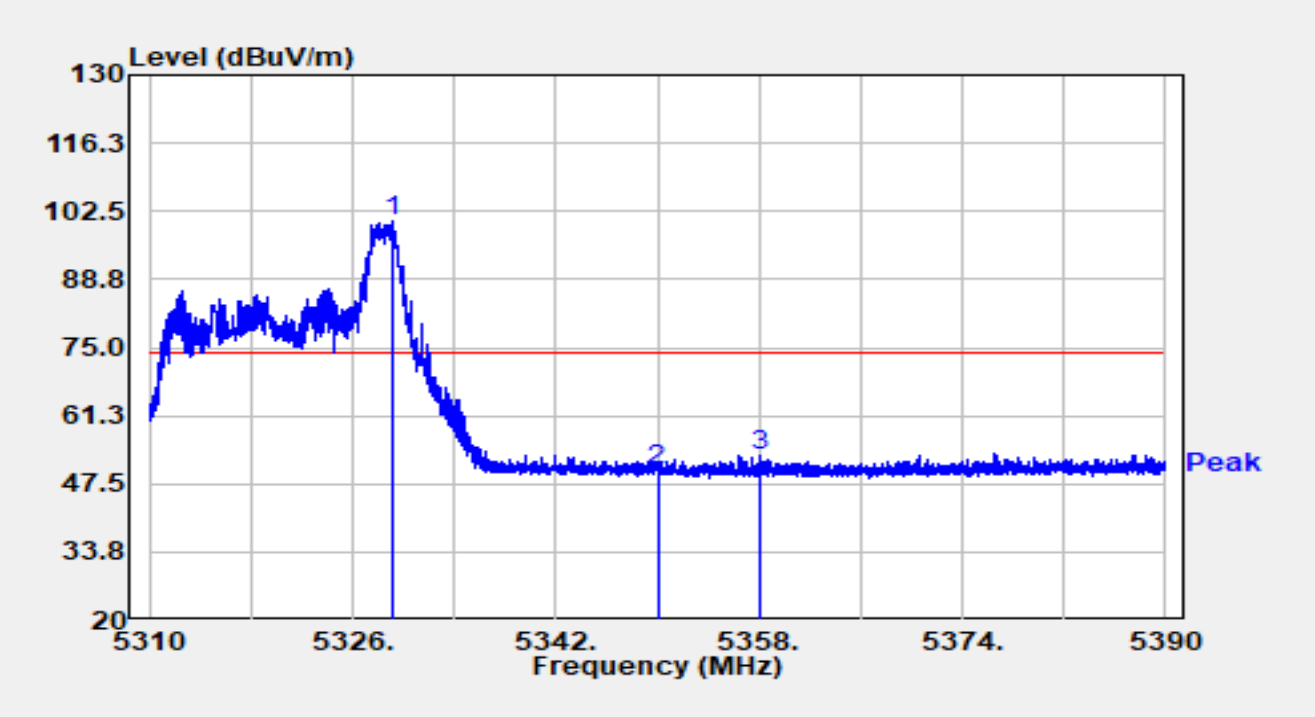

No	Mark	Frequency (MHz)	Reading (dBμV)	C.F (dB/m)	Measurement (dBμV/m)	Margin (dB)	Limit (dBμV/m)	Detector
1	*	5329.096	80.84	19.76	100.60	N/A	N/A	Peak
2		5350.000	31.01	19.32	50.33	-23.67	74.00	Peak
3		5358.056	33.85	19.24	53.10	-20.90	74.00	Peak

Notes:

1. " *", means this data is the worst emission level.

2. C.F (dB/m) = Antenna Factor (dB/m) + Cable Loss (dB) + 16dB Attenuation (dB) - AMP (dB).

3. Measurement (dBμV/m) = Reading (dBμV) + C.F (dB/m).

Site	WZ-AC2	Test Date	2024-07-18
Test Engineer	Bob Zhang	Temp./Humidity	25.5°C/56.8%
Factor	BBHA 9120D_1457_1-18GHz	Polarity	Horizontal
EUT	Mobile Computer	Test Voltage	By Battery
Test Mode	Transmit by 802.11ax-HE20 at 5320MHz RU26/8		

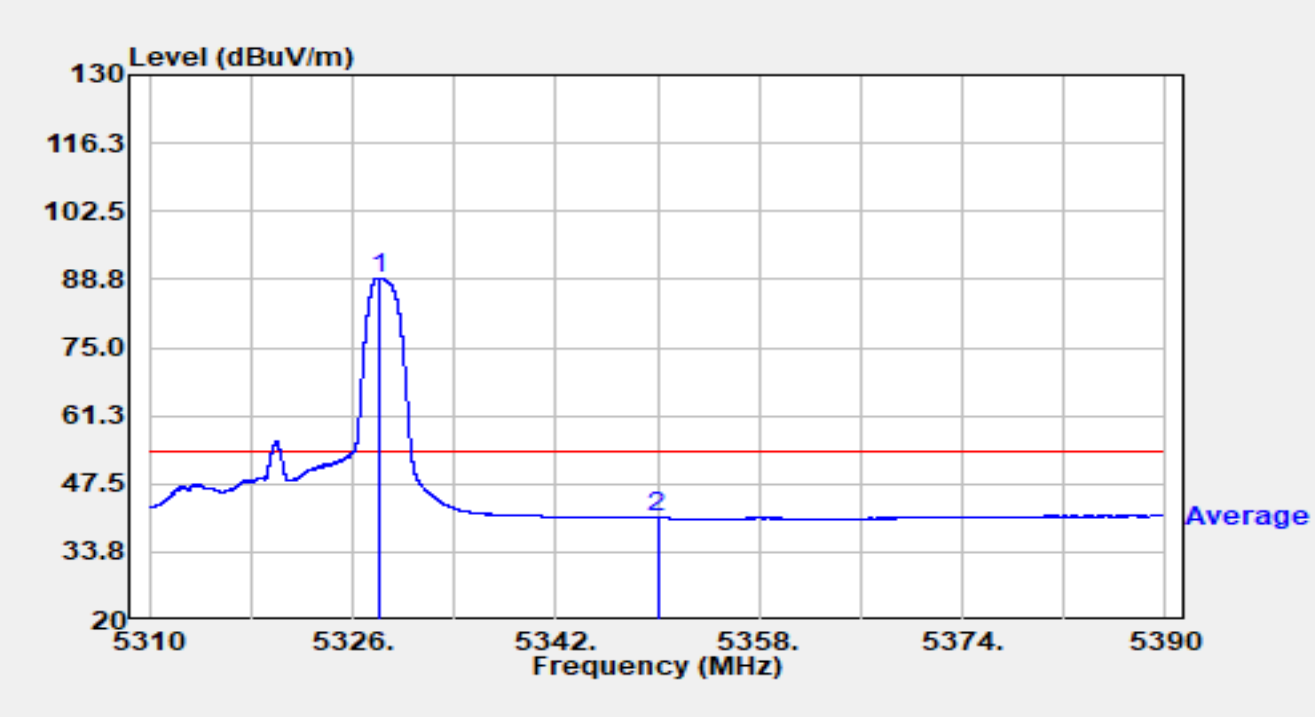

No	Mark	Frequency (MHz)	Reading (dBμV)	C.F (dB/m)	Measurement (dBμV/m)	Margin (dB)	Limit (dBμV/m)	Detector
1	*	5328.072	69.35	19.76	89.11	N/A	N/A	Average
2		5350.000	21.34	19.32	40.66	-13.34	54.00	Average

Notes:

1. " *", means this data is the worst emission level.
2. C.F (dB/m) = Antenna Factor (dB/m) + Cable Loss (dB) + 16dB Attenuation (dB) - AMP (dB).
3. Measurement (dBμV/m) = Reading (dBμV) + C.F (dB/m).

Site	WZ-AC2	Test Date	2024-07-18
Test Engineer	Bob Zhang	Temp./Humidity	25.5°C/56.8%
Factor	BBHA 9120D_1457_1-18GHz	Polarity	Vertical
EUT	Mobile Computer	Test Voltage	By Battery
Test Mode	Transmit by 802.11ax-HE20 at 5320MHz RU26/8		

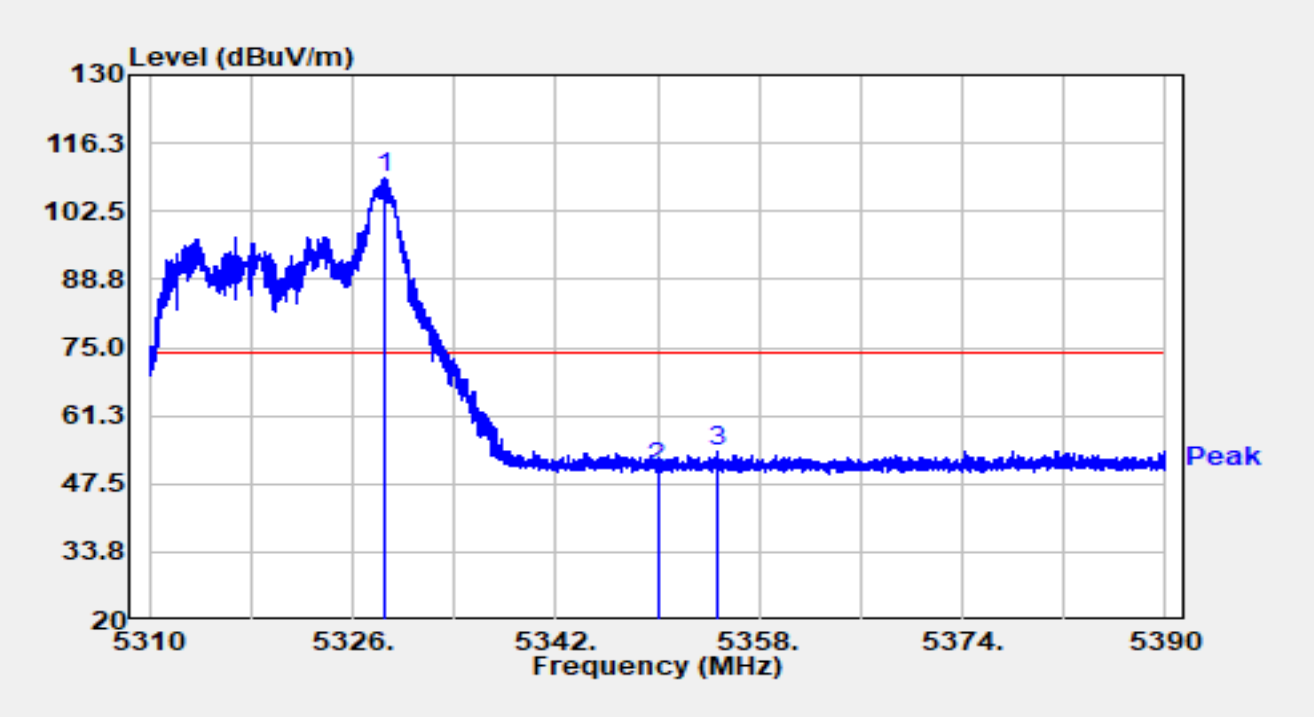

No	Mark	Frequency (MHz)	Reading (dBμV)	C.F (dB/m)	Measurement (dBμV/m)	Margin (dB)	Limit (dBμV/m)	Detector
1	*	5328.592	89.62	19.76	109.38	N/A	N/A	Peak
2		5350.000	31.57	19.32	50.90	-23.10	74.00	Peak
3		5354.664	34.59	19.26	53.85	-20.15	74.00	Peak

Notes:

1. " *", means this data is the worst emission level.

2. C.F (dB/m) = Antenna Factor (dB/m) + Cable Loss (dB) + 16dB Attenuation (dB) - AMP (dB).

3. Measurement (dBμV/m) = Reading (dBμV) + C.F (dB/m).

Site	WZ-AC2	Test Date	2024-07-18
Test Engineer	Bob Zhang	Temp./Humidity	25.5°C/56.8%
Factor	BBHA 9120D_1457_1-18GHz	Polarity	Vertical
EUT	Mobile Computer	Test Voltage	By Battery
Test Mode	Transmit by 802.11ax-HE20 at 5320MHz RU26/8		

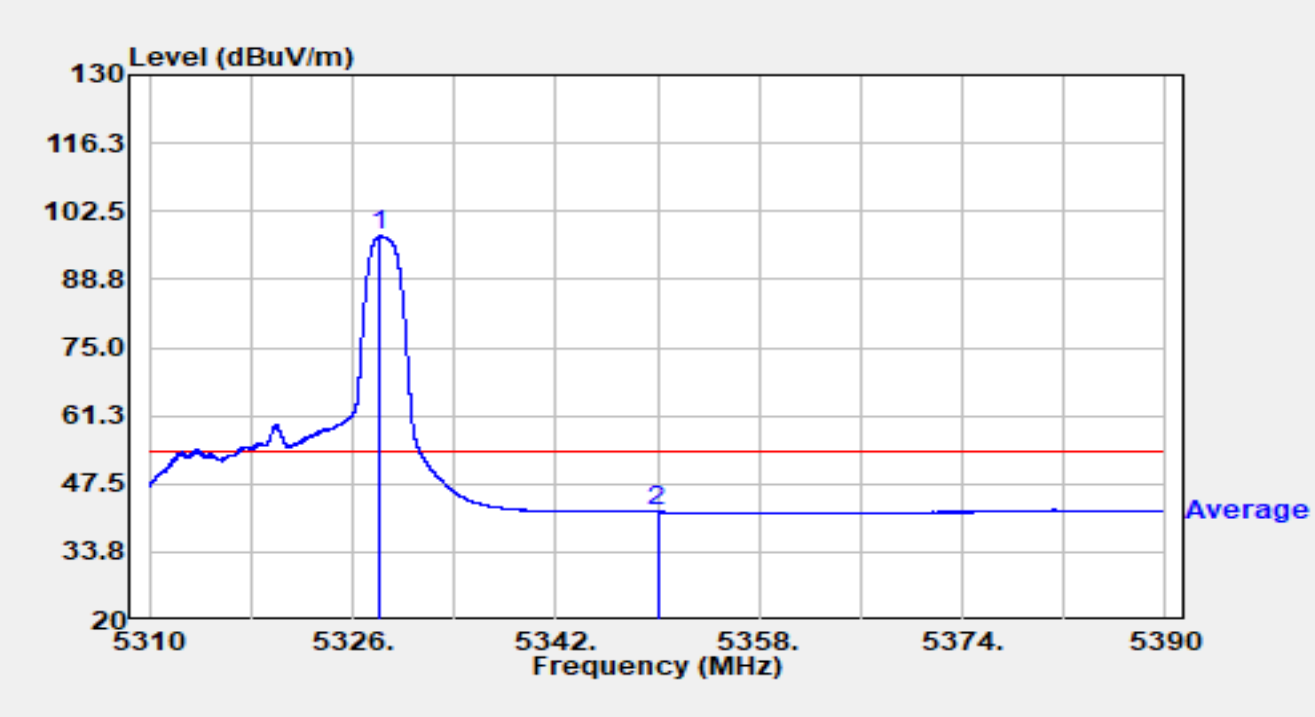

No	Mark	Frequency (MHz)	Reading (dBμV)	C.F (dB/m)	Measurement (dBμV/m)	Margin (dB)	Limit (dBμV/m)	Detector
1	*	5328.144	77.70	19.76	97.45	N/A	N/A	Average
2		5350.000	22.53	19.32	41.86	-12.14	54.00	Average

Notes:

1. " *", means this data is the worst emission level.
2. C.F (dB/m) = Antenna Factor (dB/m) + Cable Loss (dB) + 16dB Attenuation (dB) - AMP (dB).
3. Measurement (dBμV/m) = Reading (dBμV) + C.F (dB/m).

Site	WZ-AC2	Test Date	2024-07-18
Test Engineer	Bob Zhang	Temp./Humidity	25.5°C/56.8%
Factor	BBHA 9120D_1457_1-18GHz	Polarity	Horizontal
EUT	Mobile Computer	Test Voltage	By Battery
Test Mode	Transmit by 802.11ax-HE20 at 5320MHz RU52/40		

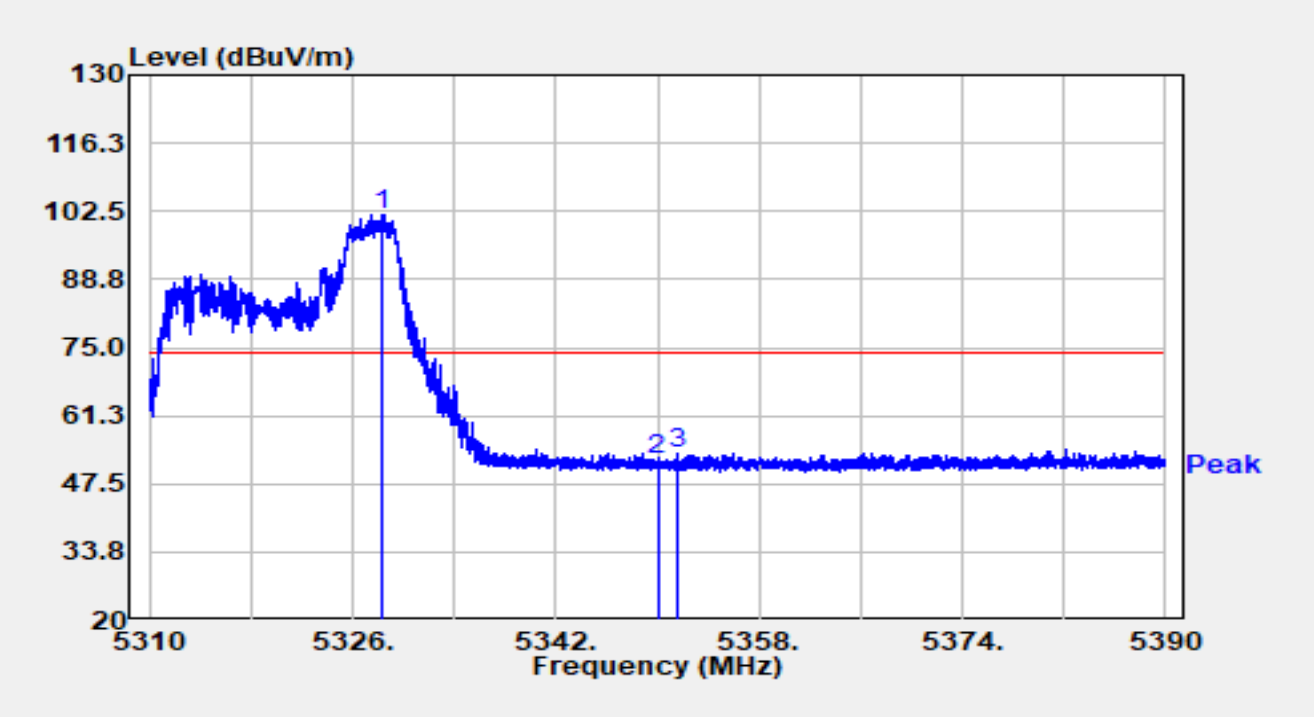

No	Mark	Frequency (MHz)	Reading (dBμV)	C.F (dB/m)	Measurement (dBμV/m)	Margin (dB)	Limit (dBμV/m)	Detector
1	*	5328.408	82.08	19.76	101.84	N/A	N/A	Peak
2		5350.000	33.07	19.32	52.39	-21.61	74.00	Peak
3		5351.488	34.28	19.28	53.56	-20.44	74.00	Peak

Notes:

1. " *", means this data is the worst emission level.

2. C.F (dB/m) = Antenna Factor (dB/m) + Cable Loss (dB) + 16dB Attenuation (dB) - AMP (dB).

3. Measurement (dBμV/m) = Reading (dBμV) + C.F (dB/m).

Site	WZ-AC2	Test Date	2024-07-18
Test Engineer	Bob Zhang	Temp./Humidity	25.5°C/56.8%
Factor	BBHA 9120D_1457_1-18GHz	Polarity	Horizontal
EUT	Mobile Computer	Test Voltage	By Battery
Test Mode	Transmit by 802.11ax-HE20 at 5320MHz RU52/40		

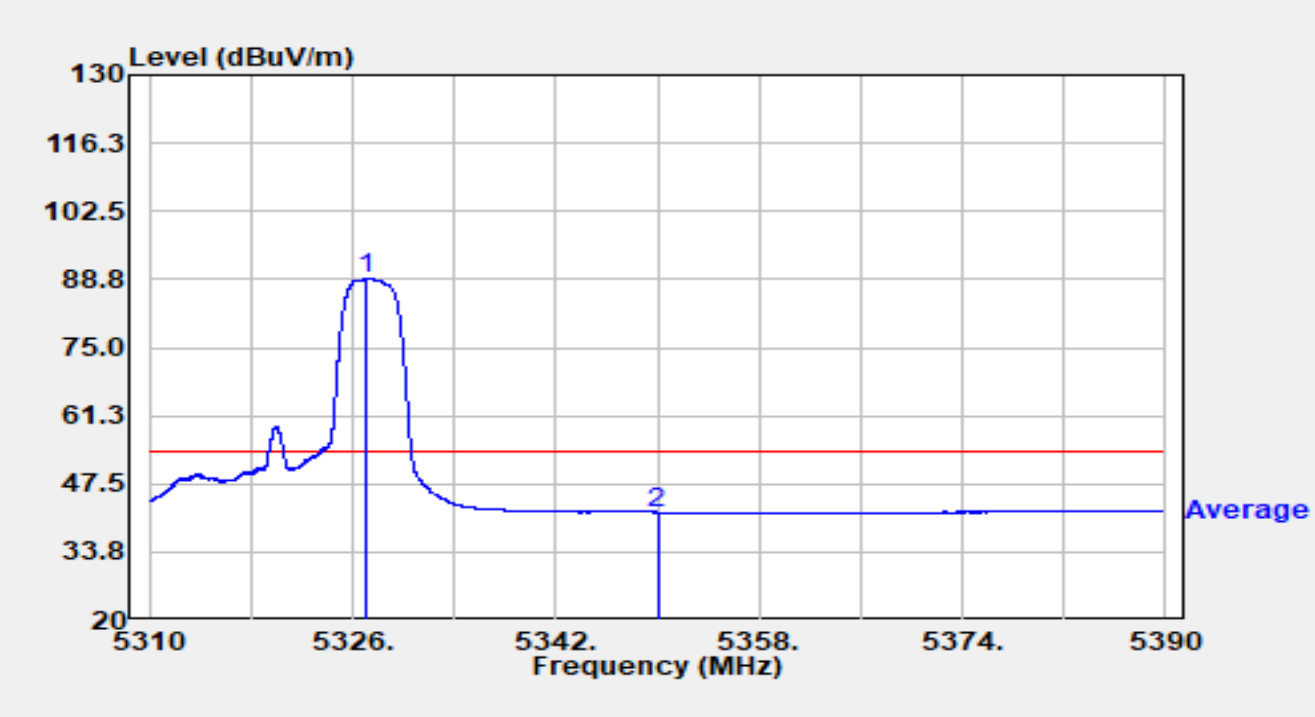

No	Mark	Frequency (MHz)	Reading (dBμV)	C.F (dB/m)	Measurement (dBμV/m)	Margin (dB)	Limit (dBμV/m)	Detector
1	*	5326.992	69.02	19.75	88.77	N/A	N/A	Average
2		5350.000	22.45	19.32	41.77	-12.23	54.00	Average

Notes:

1. " *", means this data is the worst emission level.
2. C.F (dB/m) = Antenna Factor (dB/m) + Cable Loss (dB) + 16dB Attenuation (dB) - AMP (dB).
3. Measurement (dBμV/m) = Reading (dBμV) + C.F (dB/m).

Site	WZ-AC2	Test Date	2024-07-18
Test Engineer	Bob Zhang	Temp./Humidity	25.5°C/56.8%
Factor	BBHA 9120D_1457_1-18GHz	Polarity	Vertical
EUT	Mobile Computer	Test Voltage	By Battery
Test Mode	Transmit by 802.11ax-HE20 at 5320MHz RU52/40		

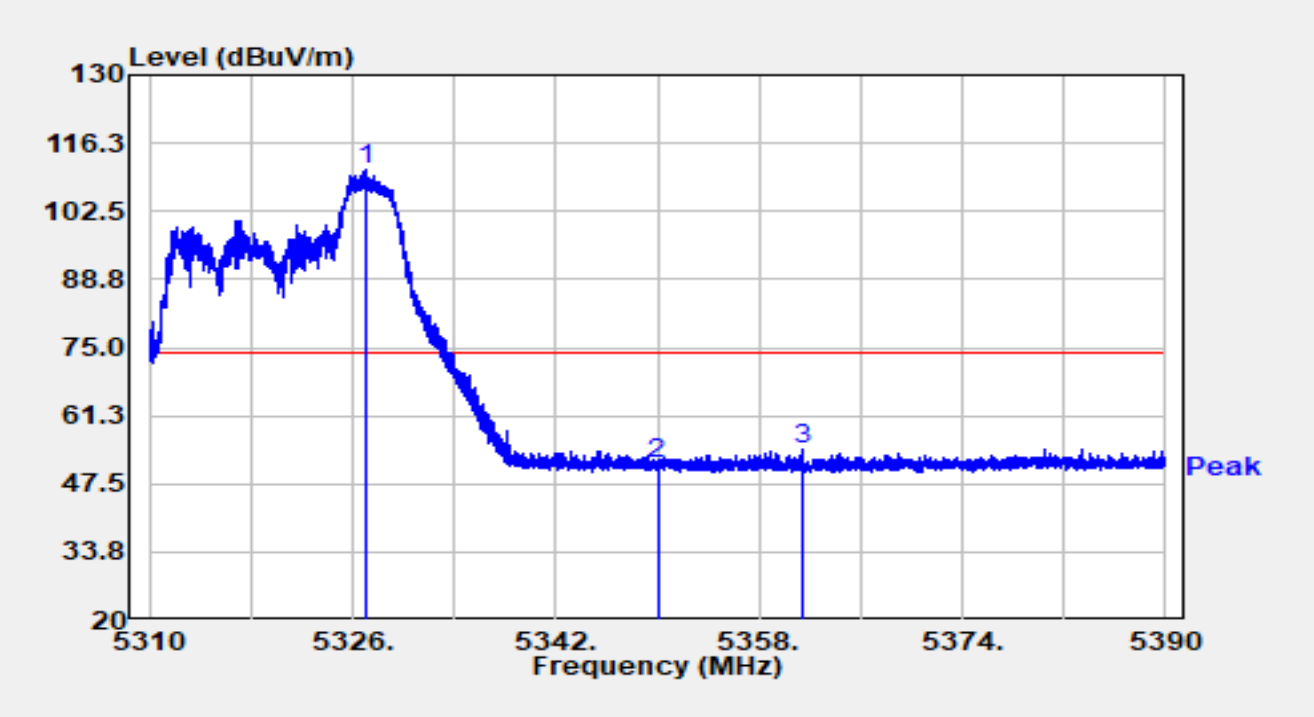

No	Mark	Frequency (MHz)	Reading (dBμV)	C.F (dB/m)	Measurement (dBμV/m)	Margin (dB)	Limit (dBμV/m)	Detector
1	*	5326.960	91.17	19.75	110.92	N/A	N/A	Peak
2		5350.000	32.42	19.32	51.74	-22.26	74.00	Peak
3		5361.376	35.07	19.23	54.30	-19.70	74.00	Peak

Notes:

1. " *", means this data is the worst emission level.

2. C.F (dB/m) = Antenna Factor (dB/m) + Cable Loss (dB) + 16dB Attenuation (dB) - AMP (dB).

3. Measurement (dBμV/m) = Reading (dBμV) + C.F (dB/m).

Site	WZ-AC2	Test Date	2024-07-18
Test Engineer	Bob Zhang	Temp./Humidity	25.5°C/56.8%
Factor	BBHA 9120D_1457_1-18GHz	Polarity	Vertical
EUT	Mobile Computer	Test Voltage	By Battery
Test Mode	Transmit by 802.11ax-HE20 at 5320MHz RU52/40		

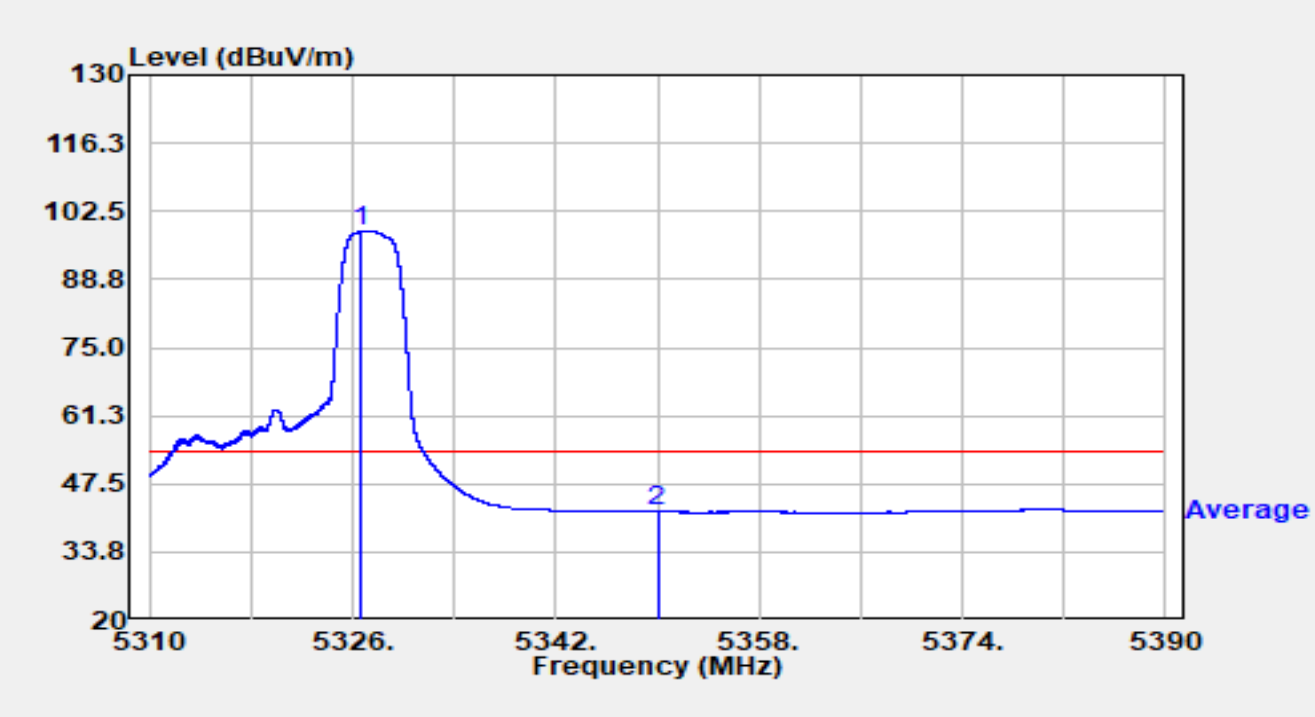

No	Mark	Frequency (MHz)	Reading (dBμV)	C.F (dB/m)	Measurement (dBμV/m)	Margin (dB)	Limit (dBμV/m)	Detector
1	*	5326.696	78.64	19.75	98.39	N/A	N/A	Average
2		5350.000	22.64	19.32	41.96	-12.04	54.00	Average

Notes:

1. " *", means this data is the worst emission level.
2. C.F (dB/m) = Antenna Factor (dB/m) + Cable Loss (dB) + 16dB Attenuation (dB) - AMP (dB).
3. Measurement (dBμV/m) = Reading (dBμV) + C.F (dB/m).

Site	WZ-AC2	Test Date	2024-07-18
Test Engineer	Bob Zhang	Temp./Humidity	25.5°C/56.8%
Factor	BBHA 9120D_1457_1-18GHz	Polarity	Horizontal
EUT	Mobile Computer	Test Voltage	By Battery
Test Mode	Transmit by 802.11ax-HE20 at 5320MHz RU106/54		

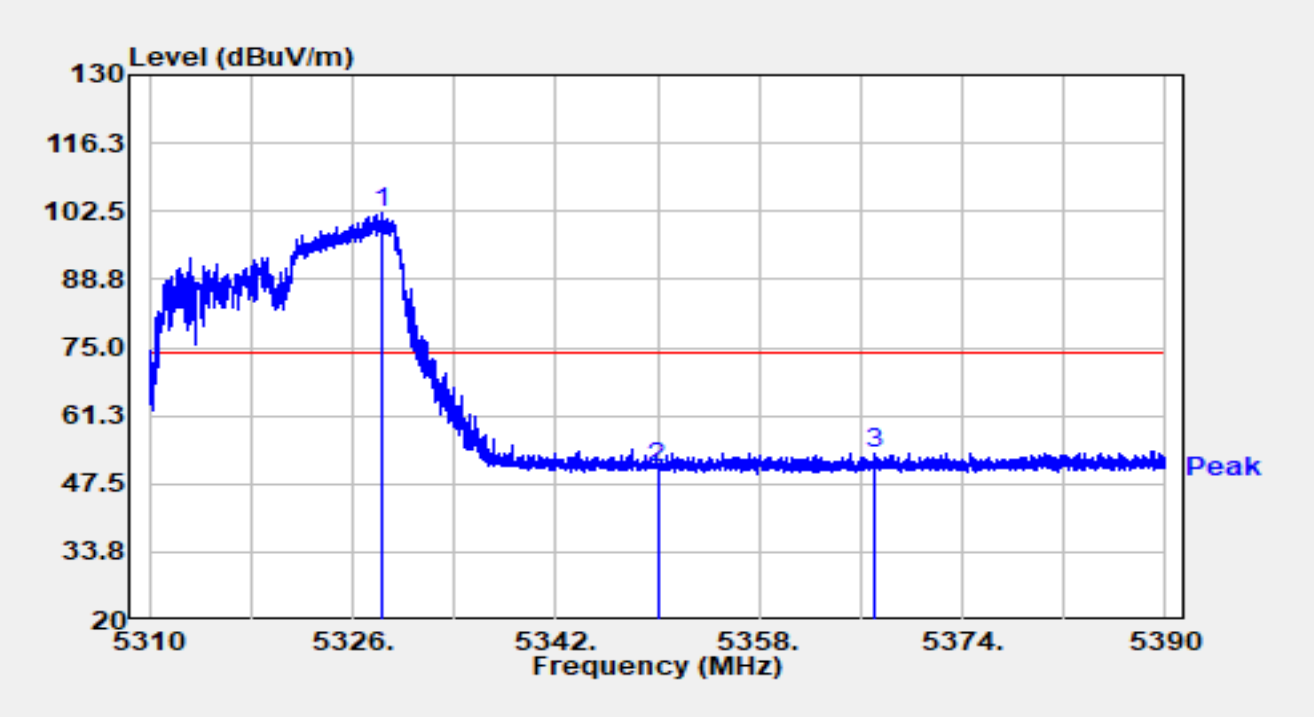

No	Mark	Frequency (MHz)	Reading (dBμV)	C.F (dB/m)	Measurement (dBμV/m)	Margin (dB)	Limit (dBμV/m)	Detector
1	*	5328.240	82.23	19.76	101.99	N/A	N/A	Peak
2		5350.000	31.47	19.32	50.79	-23.21	74.00	Peak
3		5367.160	34.43	19.21	53.63	-20.37	74.00	Peak

Notes:

1. " *", means this data is the worst emission level.

2. C.F (dB/m) = Antenna Factor (dB/m) + Cable Loss (dB) + 16dB Attenuation (dB) - AMP (dB).

3. Measurement (dBμV/m) = Reading (dBμV) + C.F (dB/m).

Site	WZ-AC2	Test Date	2024-07-18
Test Engineer	Bob Zhang	Temp./Humidity	25.5°C/56.8%
Factor	BBHA 9120D_1457_1-18GHz	Polarity	Horizontal
EUT	Mobile Computer	Test Voltage	By Battery
Test Mode	Transmit by 802.11ax-HE20 at 5320MHz RU106/54		

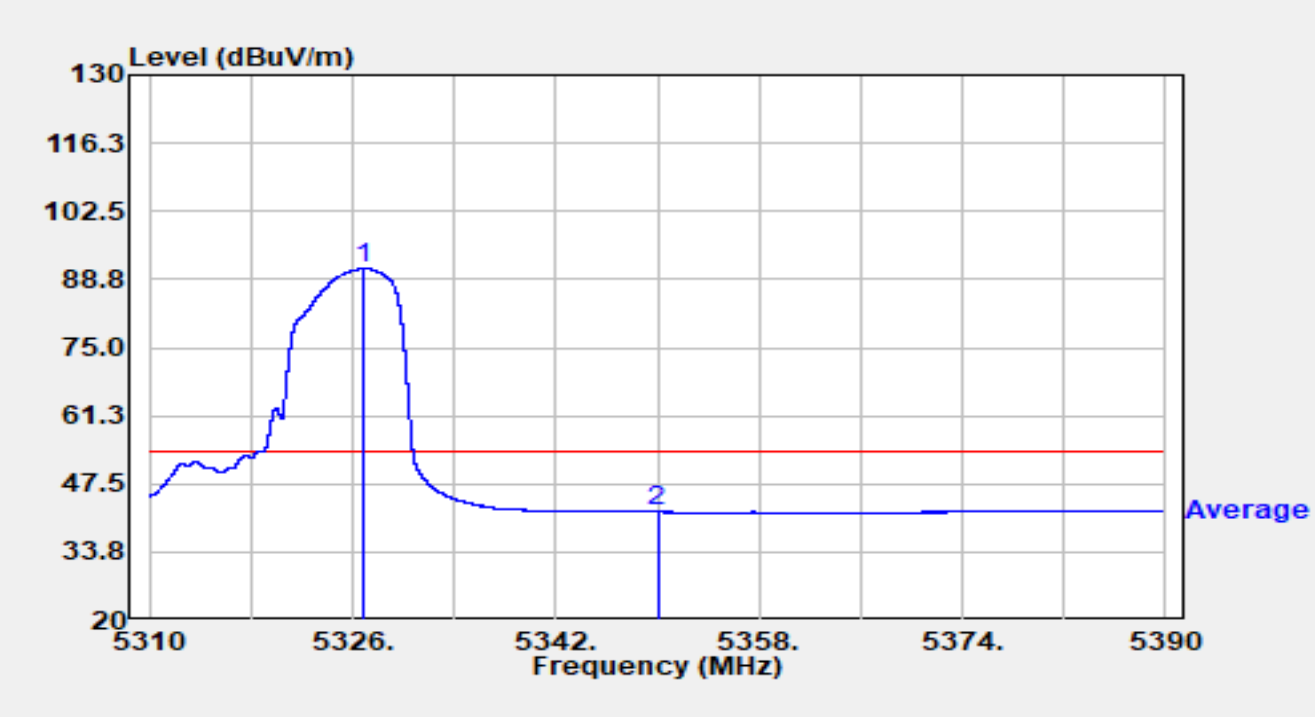

No	Mark	Frequency (MHz)	Reading (dBμV)	C.F (dB/m)	Measurement (dBμV/m)	Margin (dB)	Limit (dBμV/m)	Detector
1	*	5326.880	71.15	19.75	90.90	N/A	N/A	Average
2		5350.000	22.54	19.32	41.86	-12.14	54.00	Average

Notes:

1. " *", means this data is the worst emission level.
2. C.F (dB/m) = Antenna Factor (dB/m) + Cable Loss (dB) + 16dB Attenuation (dB) - AMP (dB).
3. Measurement (dBμV/m) = Reading (dBμV) + C.F (dB/m).

Site	WZ-AC2	Test Date	2024-07-18
Test Engineer	Bob Zhang	Temp./Humidity	25.5°C/56.8%
Factor	BBHA 9120D_1457_1-18GHz	Polarity	Vertical
EUT	Mobile Computer	Test Voltage	By Battery
Test Mode	Transmit by 802.11ax-HE20 at 5320MHz RU106/54		

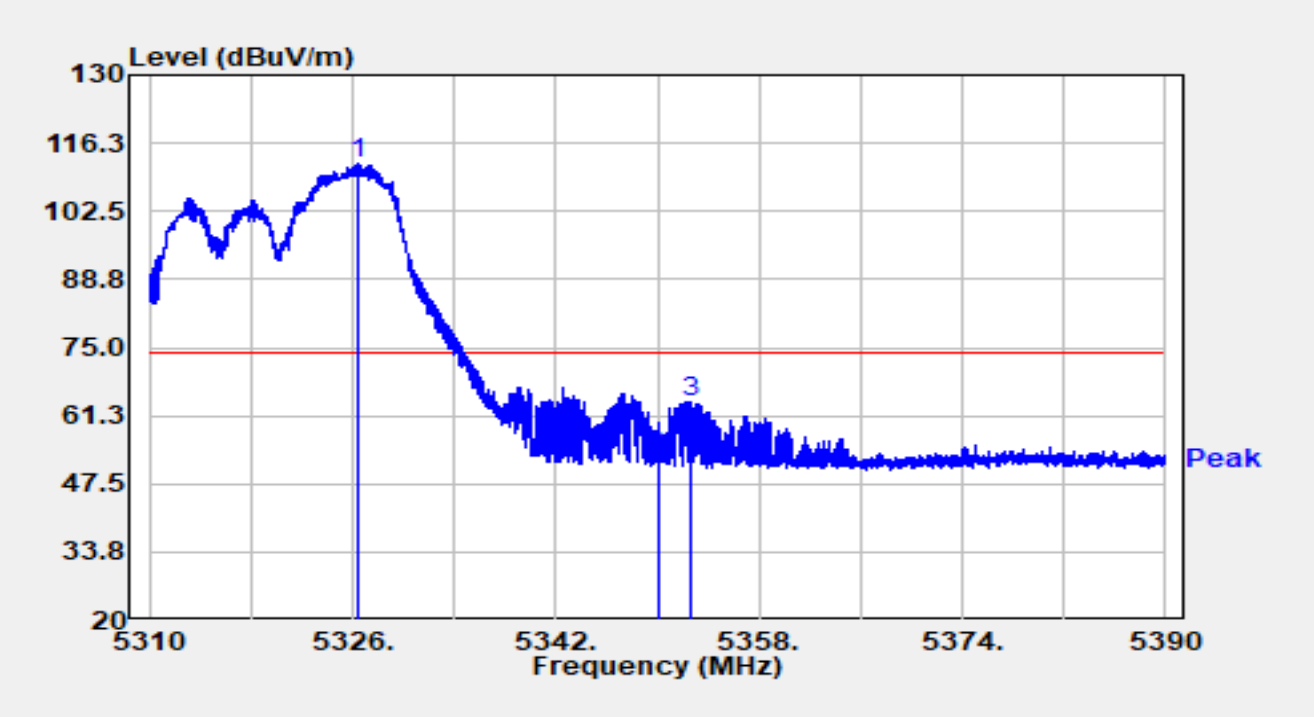

No	Mark	Frequency (MHz)	Reading (dBμV)	C.F (dB/m)	Measurement (dBμV/m)	Margin (dB)	Limit (dBμV/m)	Detector
1	*	5326.504	92.32	19.75	112.07	N/A	N/A	Peak
2		5350.000	33.63	19.32	52.96	-21.04	74.00	Peak
3		5352.616	44.82	19.27	64.09	-9.91	74.00	Peak

Notes:

1. " *", means this data is the worst emission level.

2. C.F (dB/m) = Antenna Factor (dB/m) + Cable Loss (dB) + 16dB Attenuation (dB) - AMP (dB).

3. Measurement (dBμV/m) = Reading (dBμV) + C.F (dB/m).

Site	WZ-AC2	Test Date	2024-07-18
Test Engineer	Bob Zhang	Temp./Humidity	25.5°C/56.8%
Factor	BBHA 9120D_1457_1-18GHz	Polarity	Vertical
EUT	Mobile Computer	Test Voltage	By Battery
Test Mode	Transmit by 802.11ax-HE20 at 5320MHz RU106/54		

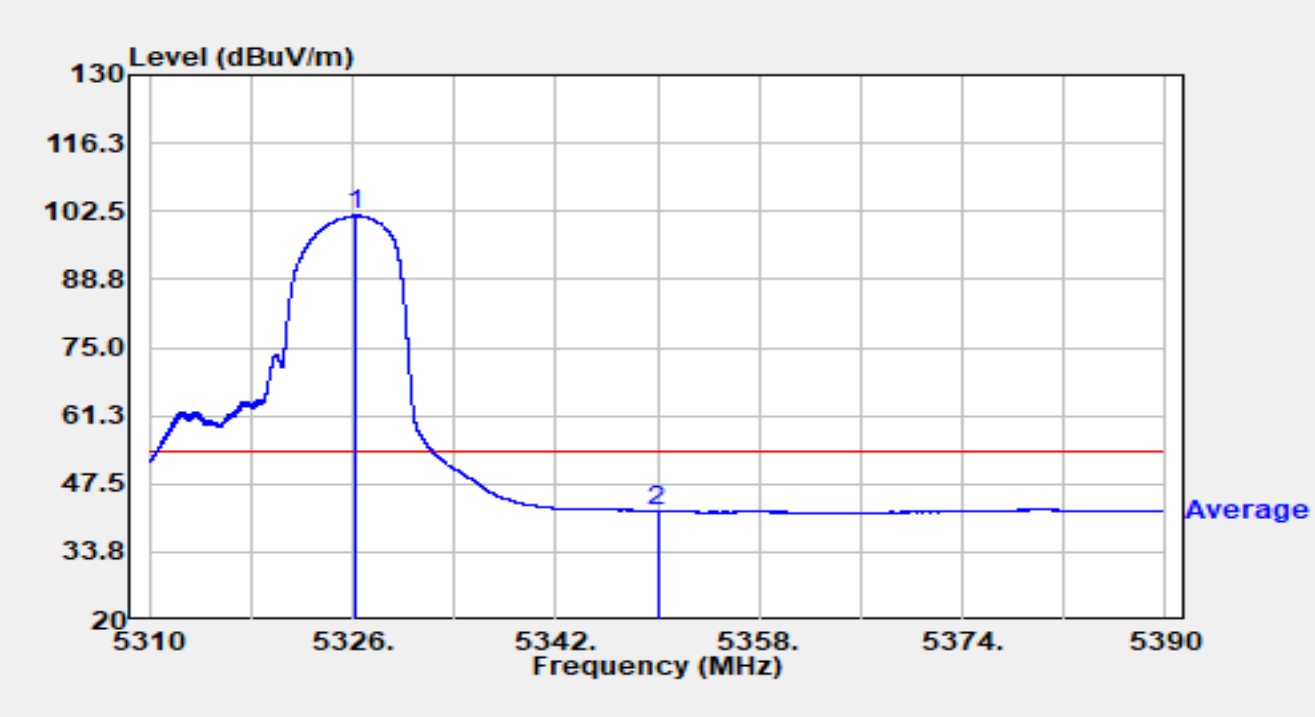

No	Mark	Frequency (MHz)	Reading (dBμV)	C.F (dB/m)	Measurement (dBμV/m)	Margin (dB)	Limit (dBμV/m)	Detector
1	*	5326.152	81.92	19.75	101.66	N/A	N/A	Average
2		5350.000	22.71	19.32	42.03	-11.97	54.00	Average

Notes:

1. " *", means this data is the worst emission level.

2. C.F (dB/m) = Antenna Factor (dB/m) + Cable Loss (dB) + 16dB Attenuation (dB) - AMP (dB).

3. Measurement (dBμV/m) = Reading (dBμV) + C.F (dB/m).

Site	WZ-AC2	Test Date	2024-07-18
Test Engineer	Bob Zhang	Temp./Humidity	25.5°C/56.8%
Factor	BBHA 9120D_1457_1-18GHz	Polarity	Horizontal
EUT	Mobile Computer	Test Voltage	By Battery
Test Mode	Transmit by 802.11ax-HE20 at 5500MHz RU26/0		

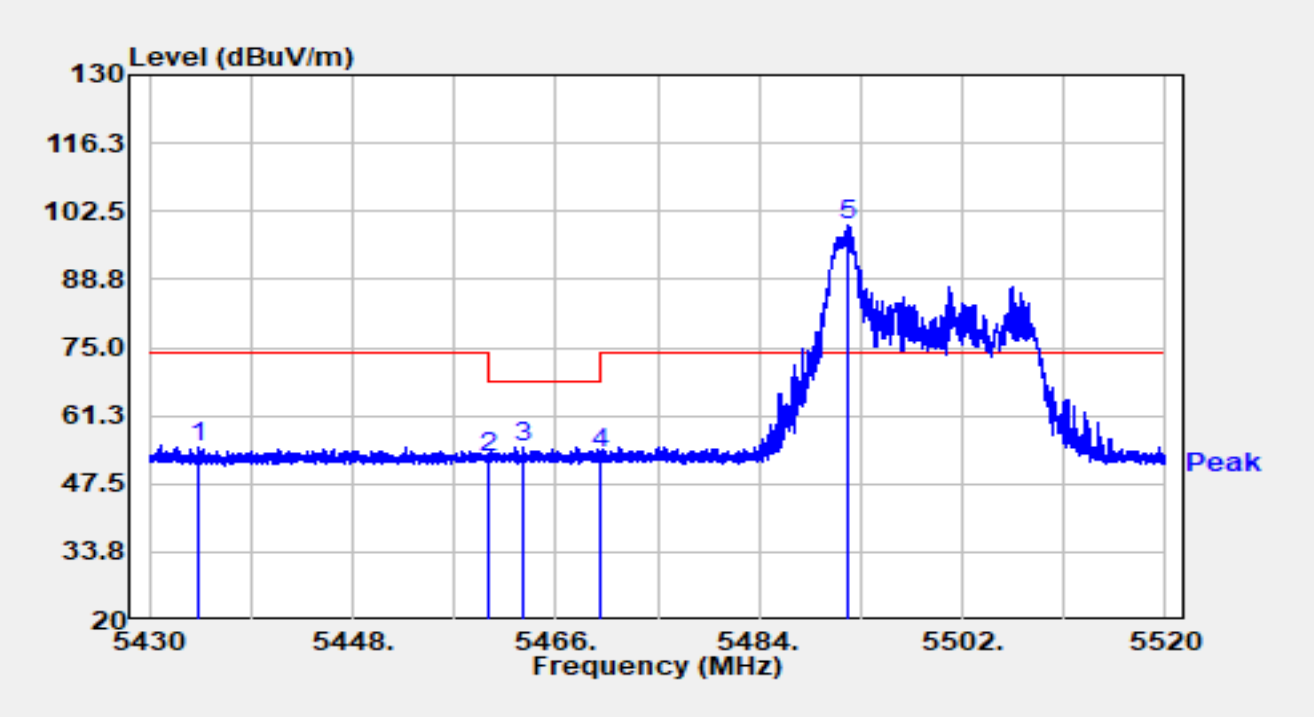

No	Mark	Frequency (MHz)	Reading (dBμV)	C.F (dB/m)	Measurement (dBμV/m)	Margin (dB)	Limit (dBμV/m)	Detector
1		5434.320	35.23	19.58	54.81	-19.19	74.00	Peak
2		5460.000	32.98	19.61	52.59	-15.61	68.20	Peak
3		5463.012	35.21	19.67	54.88	-13.32	68.20	Peak
4		5470.000	33.67	19.80	53.46	-14.74	68.20	Peak
5	*	5491.767	79.78	19.72	99.50	N/A	N/A	Peak

Notes:

1. " *", means this data is the worst emission level.

2. C.F (dB/m) = Antenna Factor (dB/m) + Cable Loss (dB) + 16dB Attenuation (dB) - AMP (dB).

3. Measurement (dBμV/m) = Reading (dBμV) + C.F (dB/m).

Site	WZ-AC2	Test Date	2024-07-18
Test Engineer	Bob Zhang	Temp./Humidity	25.5°C/56.8%
Factor	BBHA 9120D_1457_1-18GHz	Polarity	Horizontal
EUT	Mobile Computer	Test Voltage	By Battery
Test Mode	Transmit by 802.11ax-HE20 at 5500MHz RU26/0		

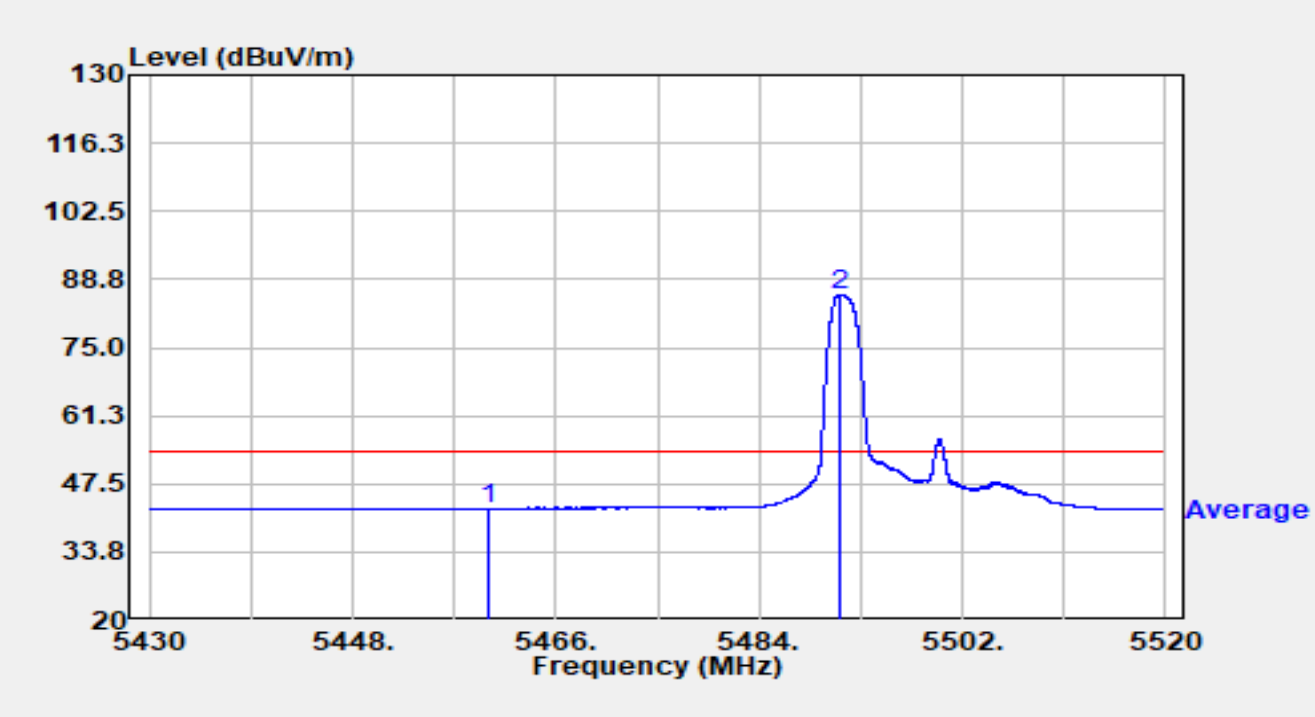

No	Mark	Frequency (MHz)	Reading (dBμV)	C.F (dB/m)	Measurement (dBμV/m)	Margin (dB)	Limit (dBμV/m)	Detector
1		5460.000	22.87	19.61	42.49	-11.51	54.00	Average
2	*	5491.146	65.96	19.73	85.69	N/A	N/A	Average

Notes:

1. " *", means this data is the worst emission level.

2. C.F (dB/m) = Antenna Factor (dB/m) + Cable Loss (dB) + 16dB Attenuation (dB) - AMP (dB).

3. Measurement (dBμV/m) = Reading (dBμV) + C.F (dB/m).

Site	WZ-AC2	Test Date	2024-07-18
Test Engineer	Bob Zhang	Temp./Humidity	25.5°C/56.8%
Factor	BBHA 9120D_1457_1-18GHz	Polarity	Vertical
EUT	Mobile Computer	Test Voltage	By Battery
Test Mode	Transmit by 802.11ax-HE20 at 5500MHz RU26/0		

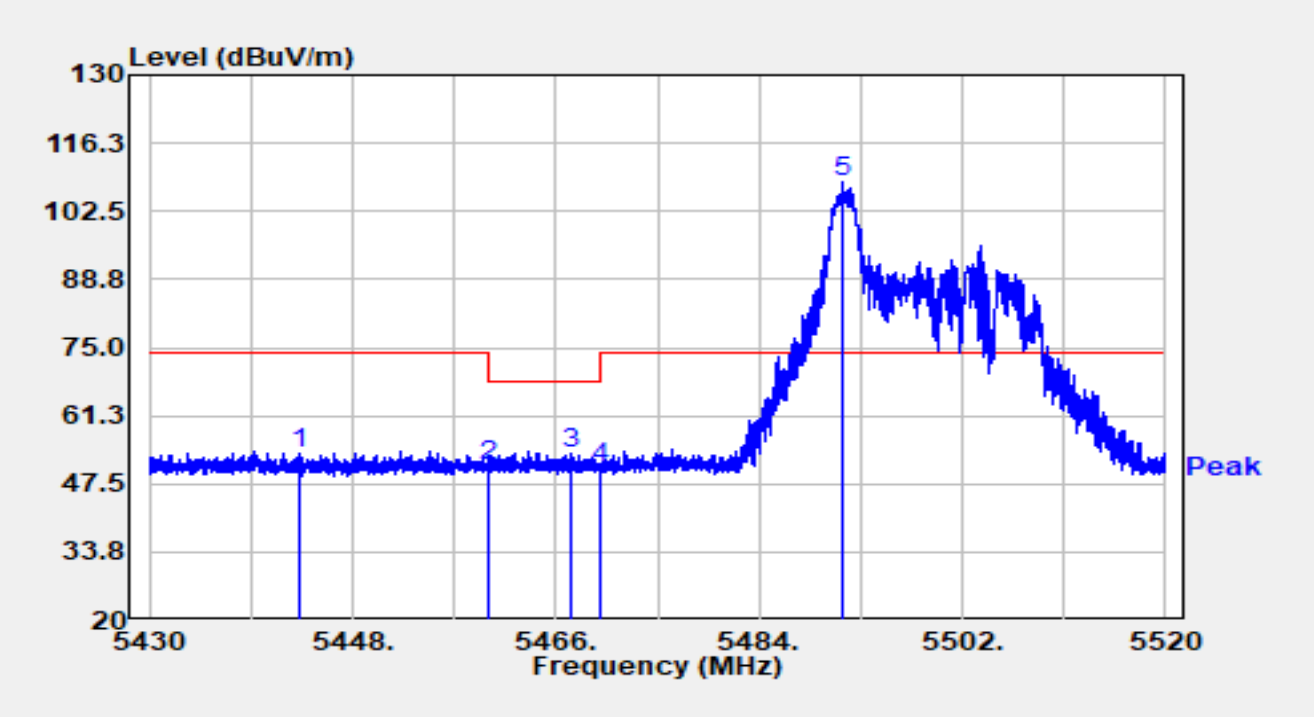

No	Mark	Frequency (MHz)	Reading (dBμV)	C.F (dB/m)	Measurement (dBμV/m)	Margin (dB)	Limit (dBμV/m)	Detector
1		5443.320	34.27	19.52	53.79	-20.21	74.00	Peak
2		5460.000	31.35	19.61	50.96	-17.24	68.20	Peak
3		5467.305	33.73	19.75	53.48	-14.72	68.20	Peak
4		5470.000	30.93	19.80	50.73	-17.47	68.20	Peak
5	*	5491.308	88.59	19.73	108.32	N/A	N/A	Peak

Notes:

1. " *", means this data is the worst emission level.

2. C.F (dB/m) = Antenna Factor (dB/m) + Cable Loss (dB) + 16dB Attenuation (dB) - AMP (dB).

3. Measurement (dBμV/m) = Reading (dBμV) + C.F (dB/m).

Site	WZ-AC2	Test Date	2024-07-18
Test Engineer	Bob Zhang	Temp./Humidity	25.5°C/56.8%
Factor	BBHA 9120D_1457_1-18GHz	Polarity	Vertical
EUT	Mobile Computer	Test Voltage	By Battery
Test Mode	Transmit by 802.11ax-HE20 at 5500MHz RU26/0		

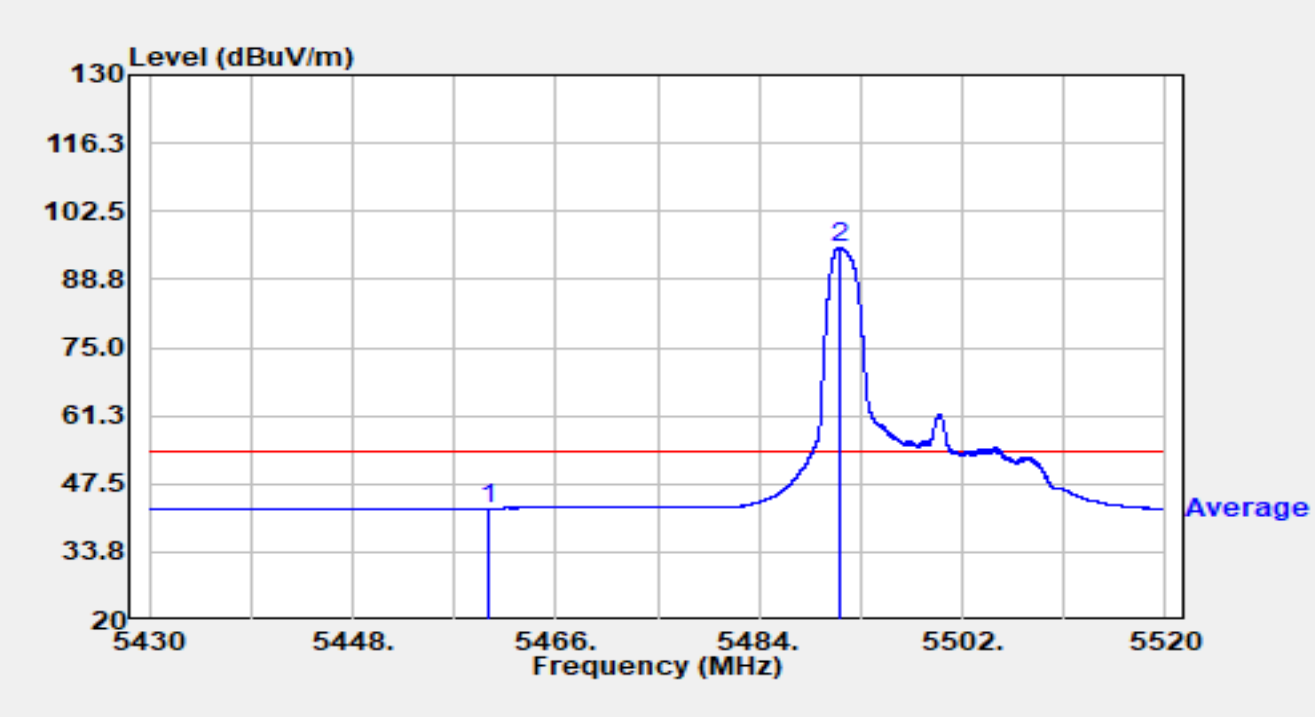

No	Mark	Frequency (MHz)	Reading (dBμV)	C.F (dB/m)	Measurement (dBμV/m)	Margin (dB)	Limit (dBμV/m)	Detector
1		5460.000	22.97	19.61	42.58	-11.42	54.00	Average
2	*	5491.074	75.34	19.73	95.07	N/A	N/A	Average

Notes:

1. " *", means this data is the worst emission level.

2. C.F (dB/m) = Antenna Factor (dB/m) + Cable Loss (dB) + 16dB Attenuation (dB) - AMP (dB).

3. Measurement (dBμV/m) = Reading (dBμV) + C.F (dB/m).

Site	WZ-AC2	Test Date	2024-07-18
Test Engineer	Bob Zhang	Temp./Humidity	25.5°C/56.8%
Factor	BBHA 9120D_1457_1-18GHz	Polarity	Horizontal
EUT	Mobile Computer	Test Voltage	By Battery
Test Mode	Transmit by 802.11ax-HE20 at 5500MHz RU52/37		

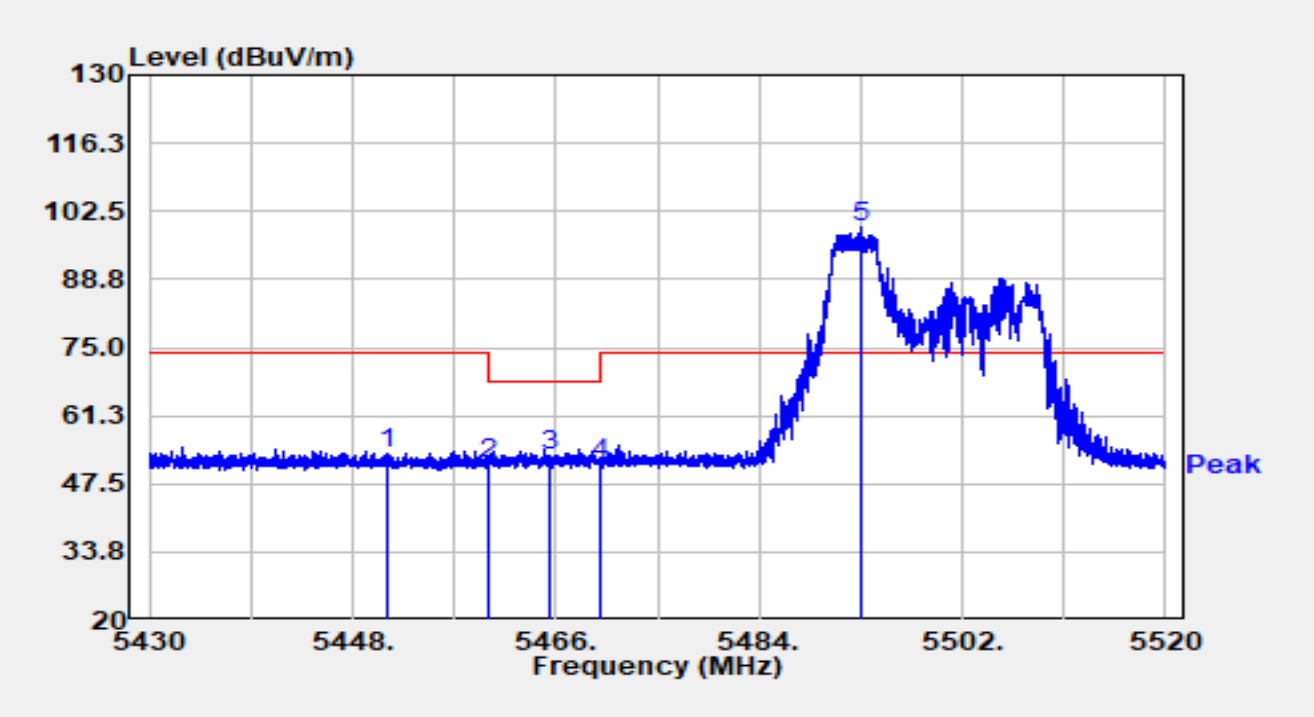

No	Mark	Frequency (MHz)	Reading (dBμV)	C.F (dB/m)	Measurement (dBμV/m)	Margin (dB)	Limit (dBμV/m)	Detector
1		5451.051	34.10	19.50	53.60	-20.40	74.00	Peak
2		5460.000	31.85	19.61	51.46	-16.74	68.20	Peak
3		5465.550	33.65	19.71	53.37	-14.83	68.20	Peak
4		5470.000	31.89	19.80	51.69	-16.51	68.20	Peak
5	*	5492.964	79.62	19.71	99.32	N/A	N/A	Peak

Notes:

1. " *", means this data is the worst emission level.

2. C.F (dB/m) = Antenna Factor (dB/m) + Cable Loss (dB) + 16dB Attenuation (dB) - AMP (dB).

3. Measurement (dBμV/m) = Reading (dBμV) + C.F (dB/m).

Site	WZ-AC2	Test Date	2024-07-18
Test Engineer	Bob Zhang	Temp./Humidity	25.5°C/56.8%
Factor	BBHA 9120D_1457_1-18GHz	Polarity	Horizontal
EUT	Mobile Computer	Test Voltage	By Battery
Test Mode	Transmit by 802.11ax-HE20 at 5500MHz RU52/37		

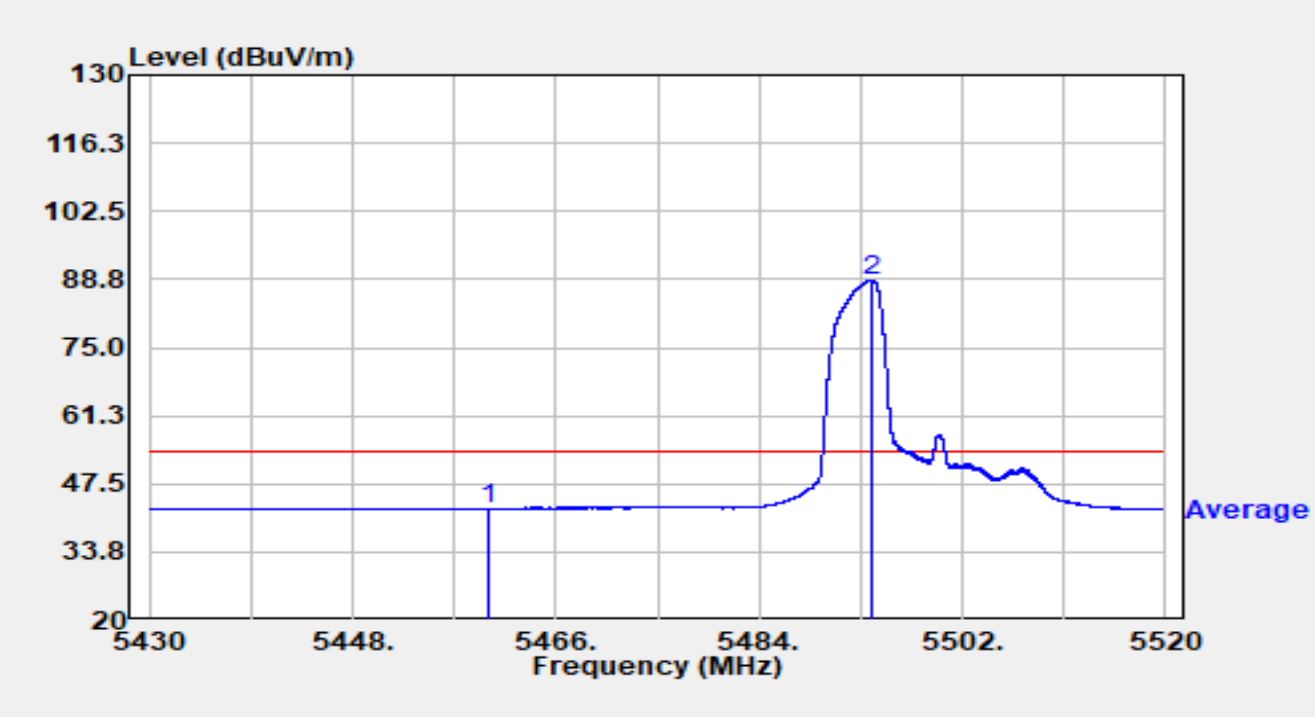

No	Mark	Frequency (MHz)	Reading (dBµV)	C.F (dB/m)	Measurement (dBµV/m)	Margin (dB)	Limit (dBµV/m)	Detector
1		5460.000	22.86	19.61	42.47	-11.53	54.00	Average
2	*	5493.945	68.90	19.70	88.60	N/A	N/A	Average

Notes:

1. " *", means this data is the worst emission level.
2. C.F (dB/m) = Antenna Factor (dB/m) + Cable Loss (dB) + 16dB Attenuation (dB) - AMP (dB).
3. Measurement (dBµV/m) = Reading (dBµV) + C.F (dB/m).

Site	WZ-AC2	Test Date	2024-07-18
Test Engineer	Bob Zhang	Temp./Humidity	25.5°C/56.8%
Factor	BBHA 9120D_1457_1-18GHz	Polarity	Vertical
EUT	Mobile Computer	Test Voltage	By Battery
Test Mode	Transmit by 802.11ax-HE20 at 5500MHz RU52/37		

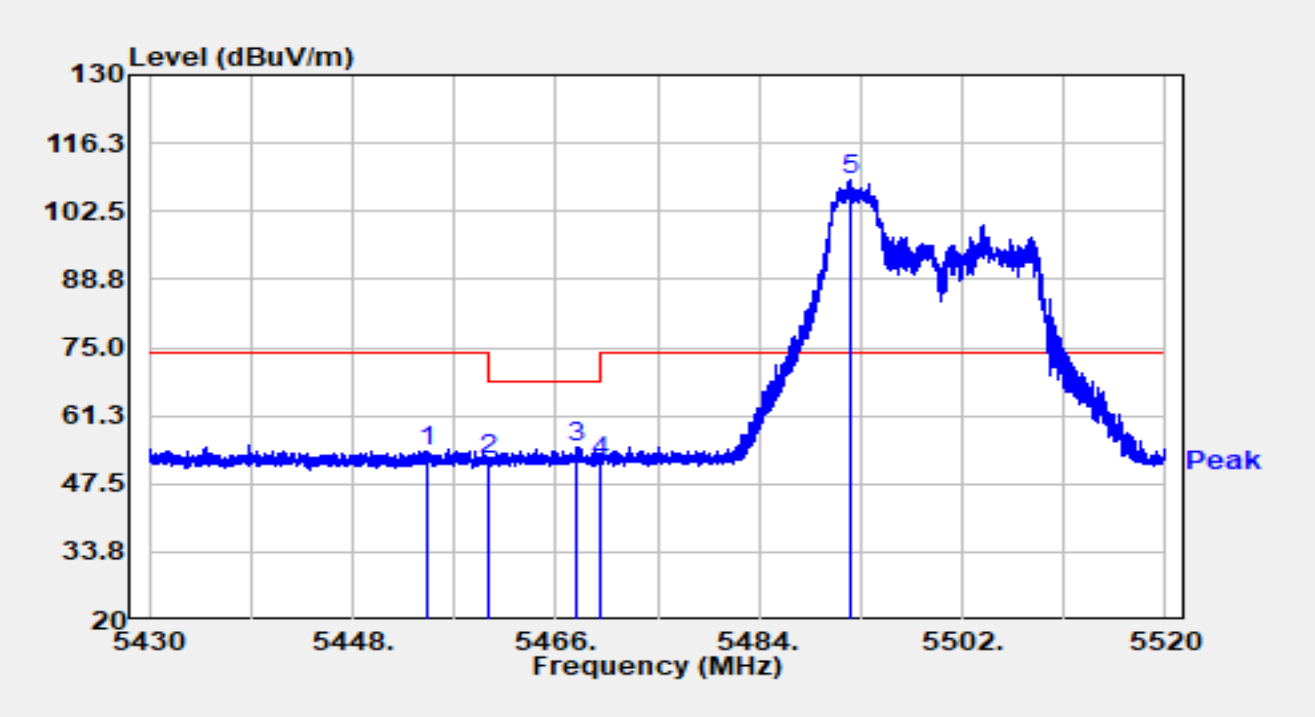

No	Mark	Frequency (MHz)	Reading (dBμV)	C.F (dB/m)	Measurement (dBμV/m)	Margin (dB)	Limit (dBμV/m)	Detector
1		5454.552	34.64	19.50	54.15	-19.85	74.00	Peak
2		5460.000	32.87	19.61	52.49	-15.71	68.20	Peak
3		5467.854	34.94	19.76	54.70	-13.50	68.20	Peak
4		5470.000	32.37	19.80	52.17	-16.03	68.20	Peak
5	*	5492.028	89.11	19.72	108.83	N/A	N/A	Peak

Notes:

1. " *", means this data is the worst emission level.

2. C.F (dB/m) = Antenna Factor (dB/m) + Cable Loss (dB) + 16dB Attenuation (dB) - AMP (dB).

3. Measurement (dBμV/m) = Reading (dBμV) + C.F (dB/m).

Site	WZ-AC2	Test Date	2024-07-18
Test Engineer	Bob Zhang	Temp./Humidity	25.5°C/56.8%
Factor	BBHA 9120D_1457_1-18GHz	Polarity	Vertical
EUT	Mobile Computer	Test Voltage	By Battery
Test Mode	Transmit by 802.11ax-HE20 at 5500MHz RU52/37		

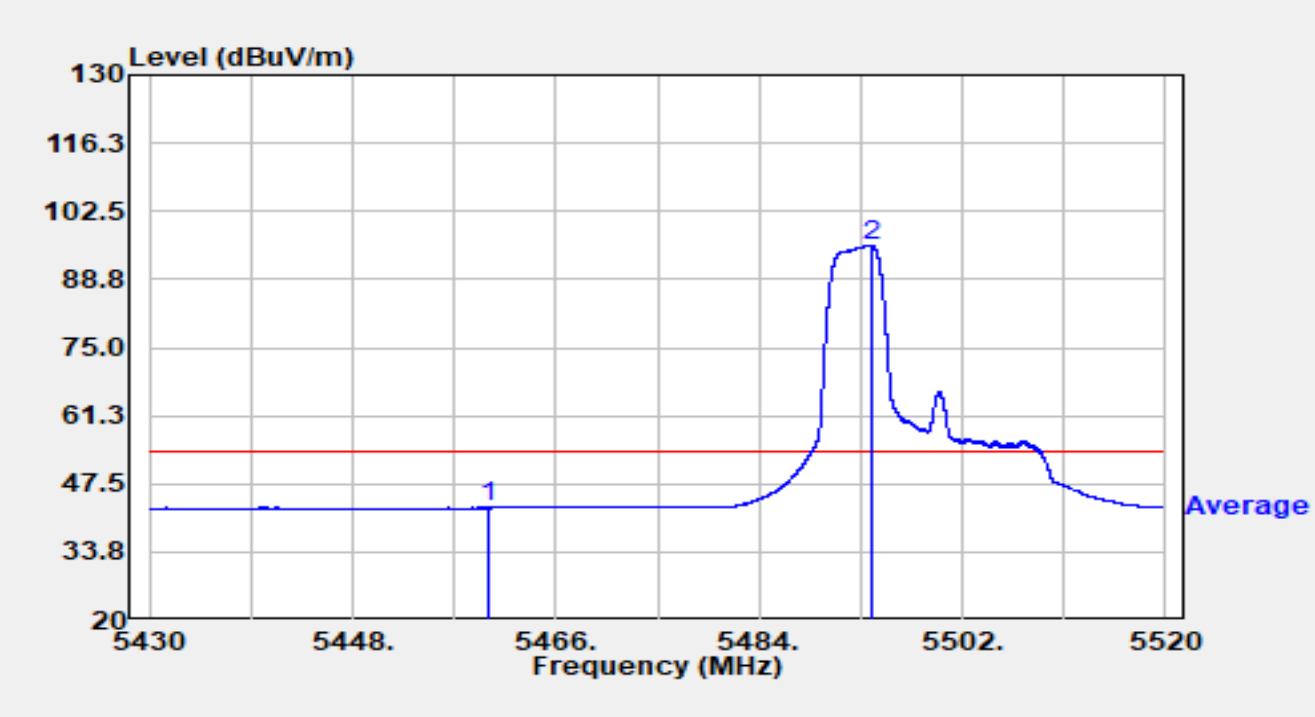

No	Mark	Frequency (MHz)	Reading (dBμV)	C.F (dB/m)	Measurement (dBμV/m)	Margin (dB)	Limit (dBμV/m)	Detector
1		5460.000	23.03	19.61	42.64	-11.36	54.00	Average
2	*	5493.999	75.95	19.70	95.65	N/A	N/A	Average

Notes:

1. " *", means this data is the worst emission level.
2. C.F (dB/m) = Antenna Factor (dB/m) + Cable Loss (dB) + 16dB Attenuation (dB) - AMP (dB).
3. Measurement (dBμV/m) = Reading (dBμV) + C.F (dB/m).

Site	WZ-AC2	Test Date	2024-07-18
Test Engineer	Bob Zhang	Temp./Humidity	25.5°C/56.8%
Factor	BBHA 9120D_1457_1-18GHz	Polarity	Horizontal
EUT	Mobile Computer	Test Voltage	By Battery
Test Mode	Transmit by 802.11ax-HE20 at 5500MHz RU106/53		

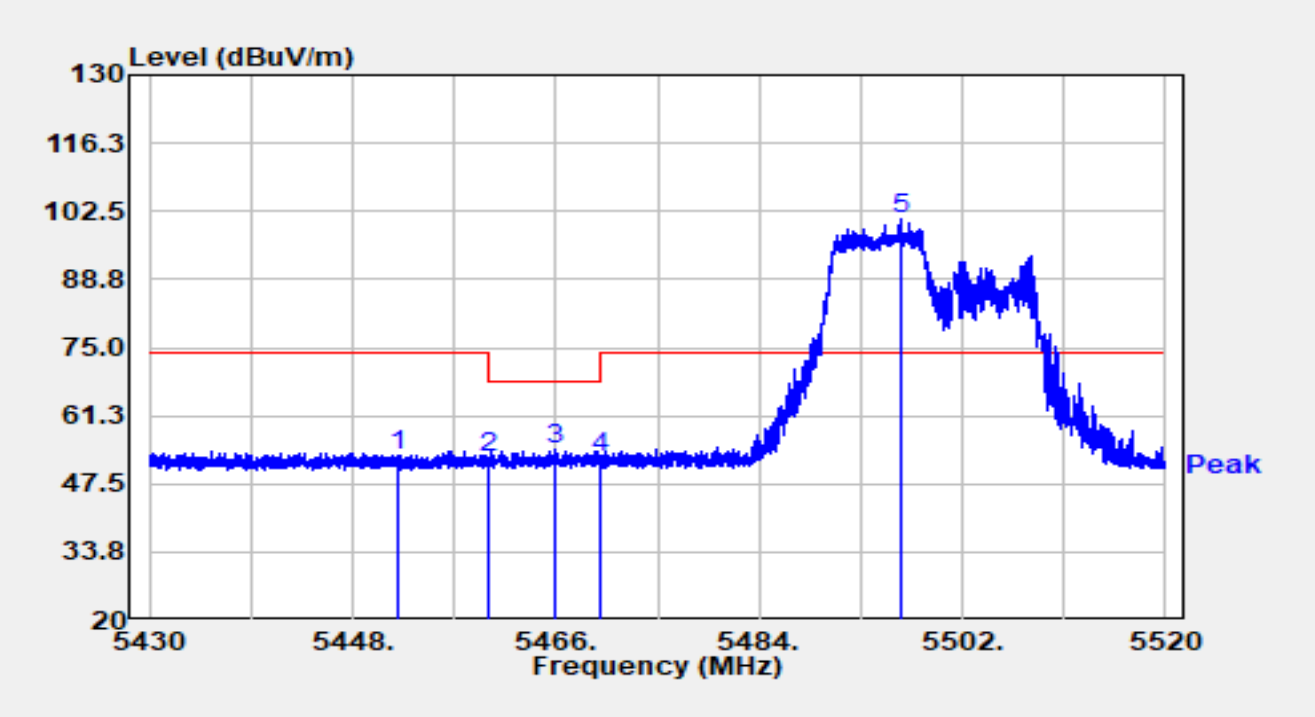

No	Mark	Frequency (MHz)	Reading (dBμV)	C.F (dB/m)	Measurement (dBμV/m)	Margin (dB)	Limit (dBμV/m)	Detector
1		5451.933	33.91	19.50	53.41	-20.59	74.00	Peak
2		5460.000	33.35	19.61	52.96	-15.24	68.20	Peak
3		5465.883	34.57	19.72	54.29	-13.91	68.20	Peak
4		5470.000	33.02	19.80	52.82	-15.38	68.20	Peak
5	*	5496.582	81.27	19.66	100.94	N/A	N/A	Peak

Notes:

1. " *", means this data is the worst emission level.

2. C.F (dB/m) = Antenna Factor (dB/m) + Cable Loss (dB) + 16dB Attenuation (dB) - AMP (dB).

3. Measurement (dBμV/m) = Reading (dBμV) + C.F (dB/m).

Site	WZ-AC2	Test Date	2024-07-18
Test Engineer	Bob Zhang	Temp./Humidity	25.5°C/56.8%
Factor	BBHA 9120D_1457_1-18GHz	Polarity	Horizontal
EUT	Mobile Computer	Test Voltage	By Battery
Test Mode	Transmit by 802.11ax-HE20 at 5500MHz RU106/53		

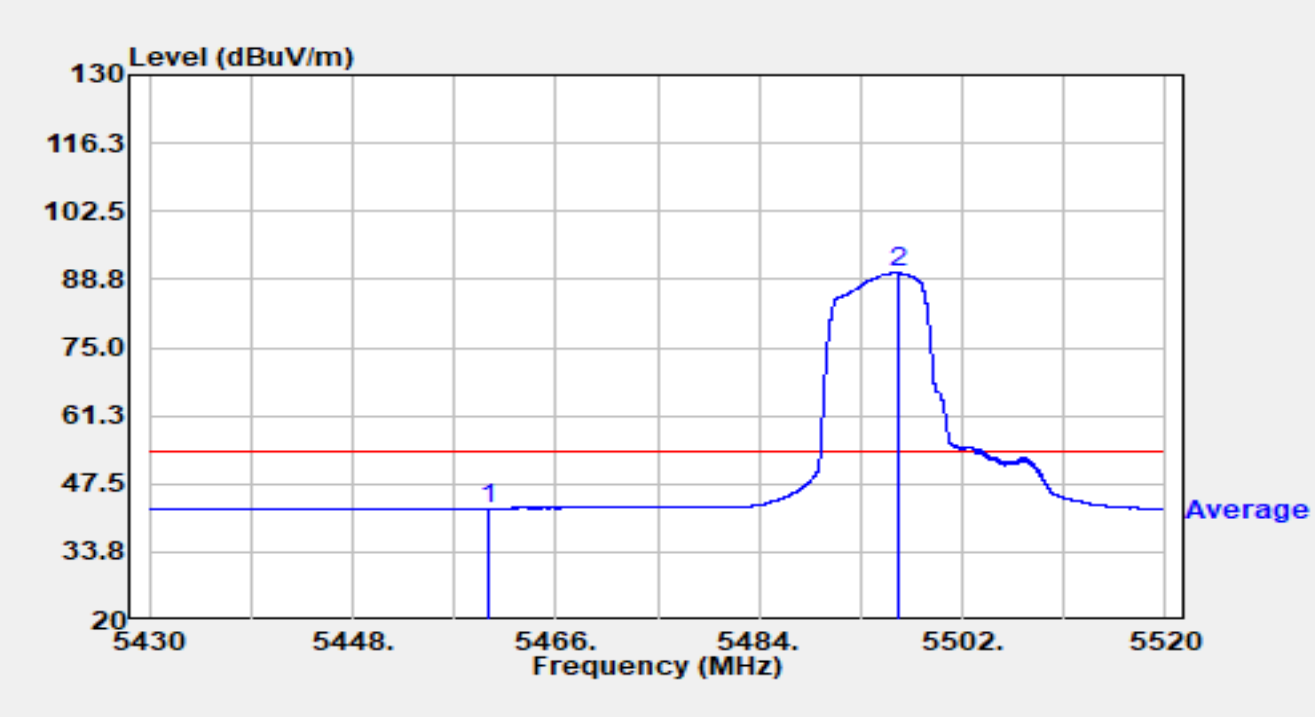

No	Mark	Frequency (MHz)	Reading (dBµV)	C.F (dB/m)	Measurement (dBµV/m)	Margin (dB)	Limit (dBµV/m)	Detector
1		5460.000	22.91	19.61	42.52	-11.48	54.00	Average
2	*	5496.402	70.43	19.67	90.10	N/A	N/A	Average

Notes:

1. " *", means this data is the worst emission level.
2. C.F (dB/m) = Antenna Factor (dB/m) + Cable Loss (dB) + 16dB Attenuation (dB) - AMP (dB).
3. Measurement (dBµV/m) = Reading (dBµV) + C.F (dB/m).

Site	WZ-AC2	Test Date	2024-07-18
Test Engineer	Bob Zhang	Temp./Humidity	25.5°C/56.8%
Factor	BBHA 9120D_1457_1-18GHz	Polarity	Vertical
EUT	Mobile Computer	Test Voltage	By Battery
Test Mode	Transmit by 802.11ax-HE20 at 5500MHz RU106/53		

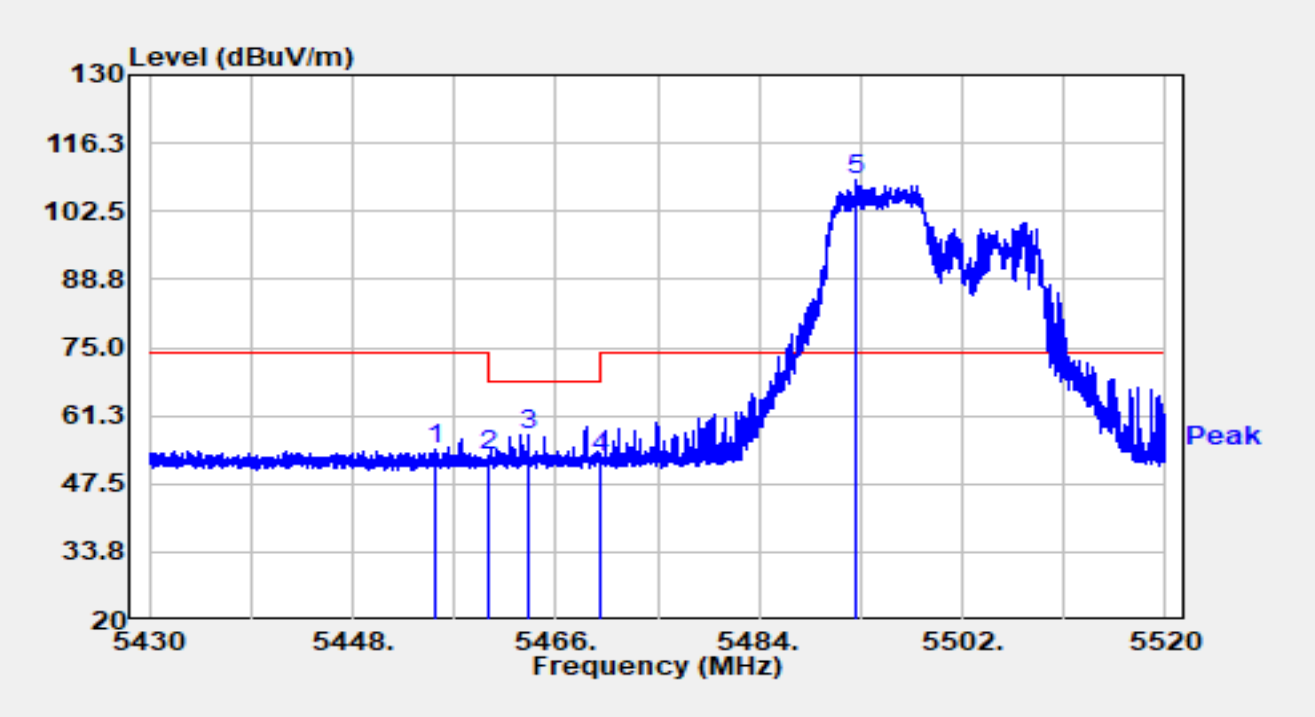

No	Mark	Frequency (MHz)	Reading (dBμV)	C.F (dB/m)	Measurement (dBμV/m)	Margin (dB)	Limit (dBμV/m)	Detector
1		5455.236	34.78	19.52	54.30	-19.70	74.00	Peak
2		5460.000	33.78	19.61	53.39	-14.81	68.20	Peak
3		5463.489	37.50	19.68	57.18	-11.02	68.20	Peak
4		5470.000	33.06	19.80	52.86	-15.34	68.20	Peak
5	*	5492.613	89.01	19.71	108.73	N/A	N/A	Peak

Notes:

1. " *", means this data is the worst emission level.

2. C.F (dB/m) = Antenna Factor (dB/m) + Cable Loss (dB) + 16dB Attenuation (dB) - AMP (dB).

3. Measurement (dBμV/m) = Reading (dBμV) + C.F (dB/m).

Site	WZ-AC2	Test Date	2024-07-18
Test Engineer	Bob Zhang	Temp./Humidity	25.5°C/56.8%
Factor	BBHA 9120D_1457_1-18GHz	Polarity	Vertical
EUT	Mobile Computer	Test Voltage	By Battery
Test Mode	Transmit by 802.11ax-HE20 at 5500MHz RU106/53		

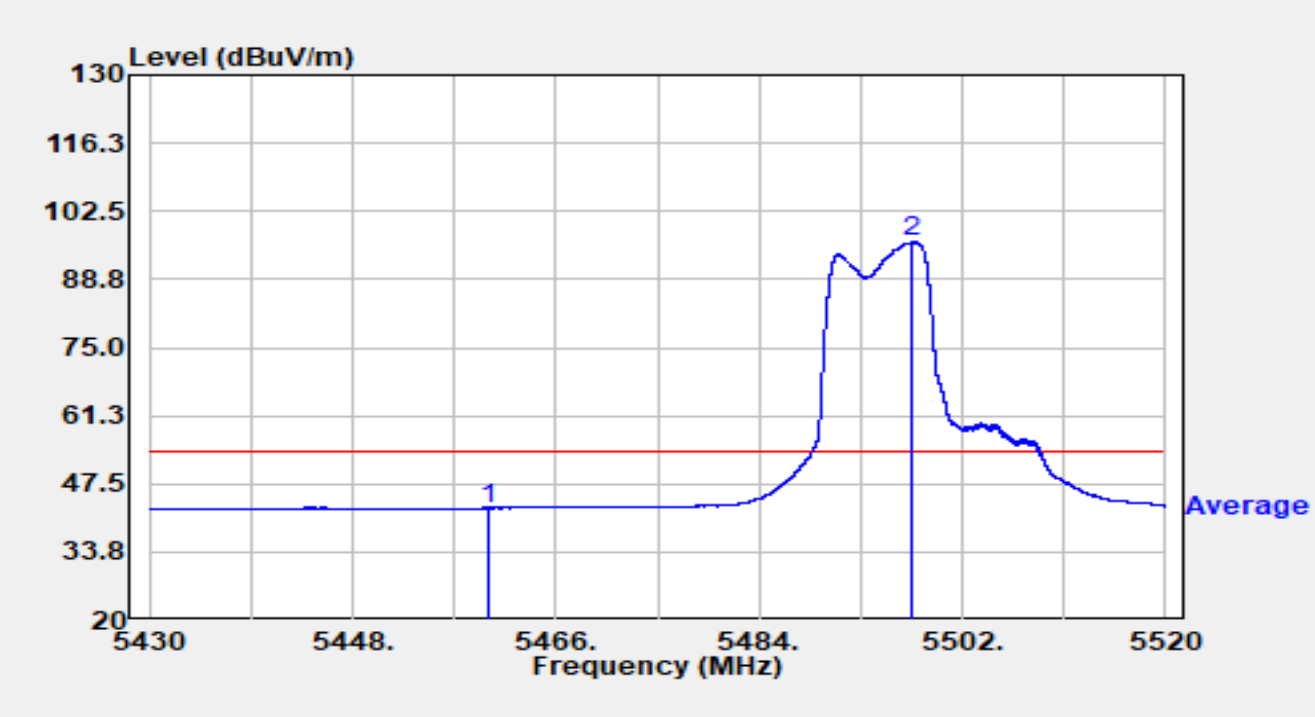

No	Mark	Frequency (MHz)	Reading (dBμV)	C.F (dB/m)	Measurement (dBμV/m)	Margin (dB)	Limit (dBμV/m)	Detector
1		5460.000	23.00	19.61	42.61	-11.39	54.00	Average
2	*	5497.563	76.56	19.65	96.21	N/A	N/A	Average

Notes:

1. " *", means this data is the worst emission level.

2. C.F (dB/m) = Antenna Factor (dB/m) + Cable Loss (dB) + 16dB Attenuation (dB) - AMP (dB).

3. Measurement (dBμV/m) = Reading (dBμV) + C.F (dB/m).

Site	WZ-AC2	Test Date	2024-07-18
Test Engineer	Bob Zhang	Temp./Humidity	25.5°C/56.8%
Factor	BBHA 9120D_1457_1-18GHz	Polarity	Horizontal
EUT	Mobile Computer	Test Voltage	By Battery
Test Mode	Transmit by 802.11ax-HE20 at 5700MHz RU26/8		

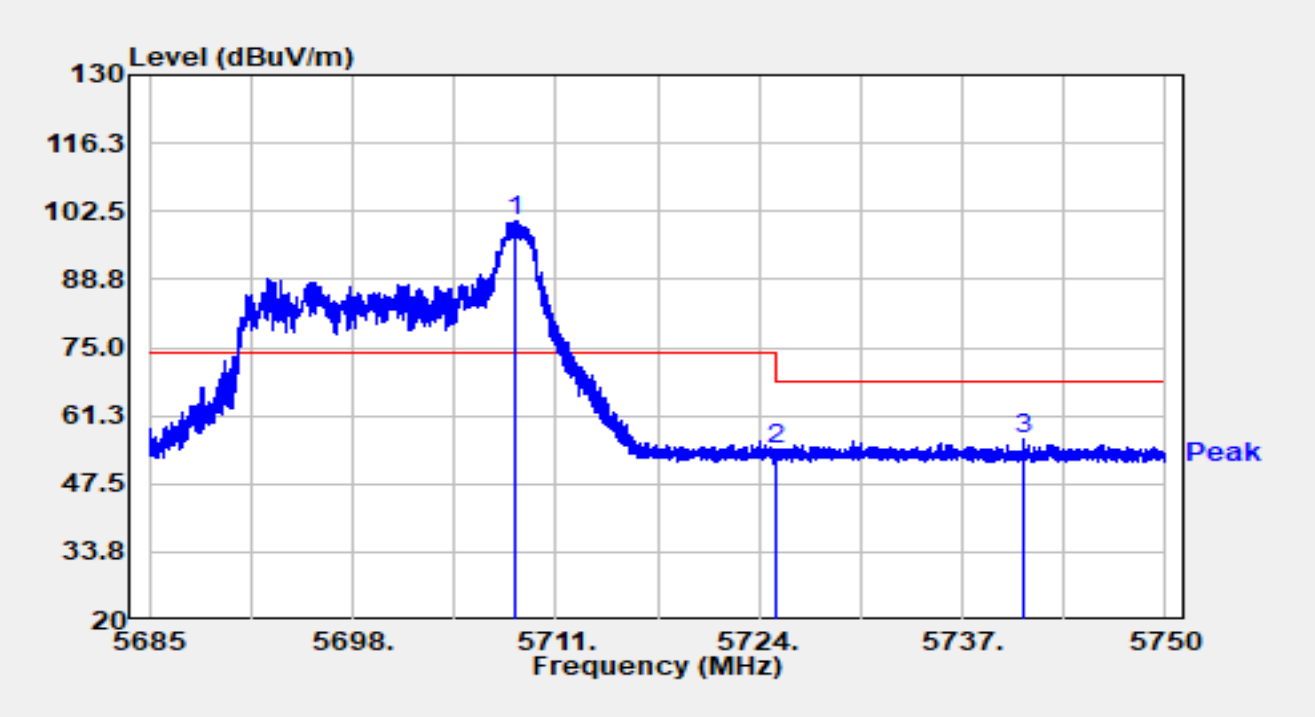

No	Mark	Frequency (MHz)	Reading (dBμV)	C.F (dB/m)	Measurement (dBμV/m)	Margin (dB)	Limit (dBμV/m)	Detector
1	*	5708.439	79.69	20.99	100.68	N/A	N/A	Peak
2		5725.000	33.21	21.13	54.34	-13.86	68.20	Peak
3		5740.939	35.39	20.98	56.37	-11.83	68.20	Peak

Notes:

1. " *", means this data is the worst emission level.

2. C.F (dB/m) = Antenna Factor (dB/m) + Cable Loss (dB) + 16dB Attenuation (dB) - AMP (dB).

3. Measurement (dBμV/m) = Reading (dBμV) + C.F (dB/m).

Site	WZ-AC2	Test Date	2024-07-18
Test Engineer	Bob Zhang	Temp./Humidity	25.5°C/56.8%
Factor	BBHA 9120D_1457_1-18GHz	Polarity	Vertical
EUT	Mobile Computer	Test Voltage	By Battery
Test Mode	Transmit by 802.11ax-HE20 at 5700MHz RU26/8		

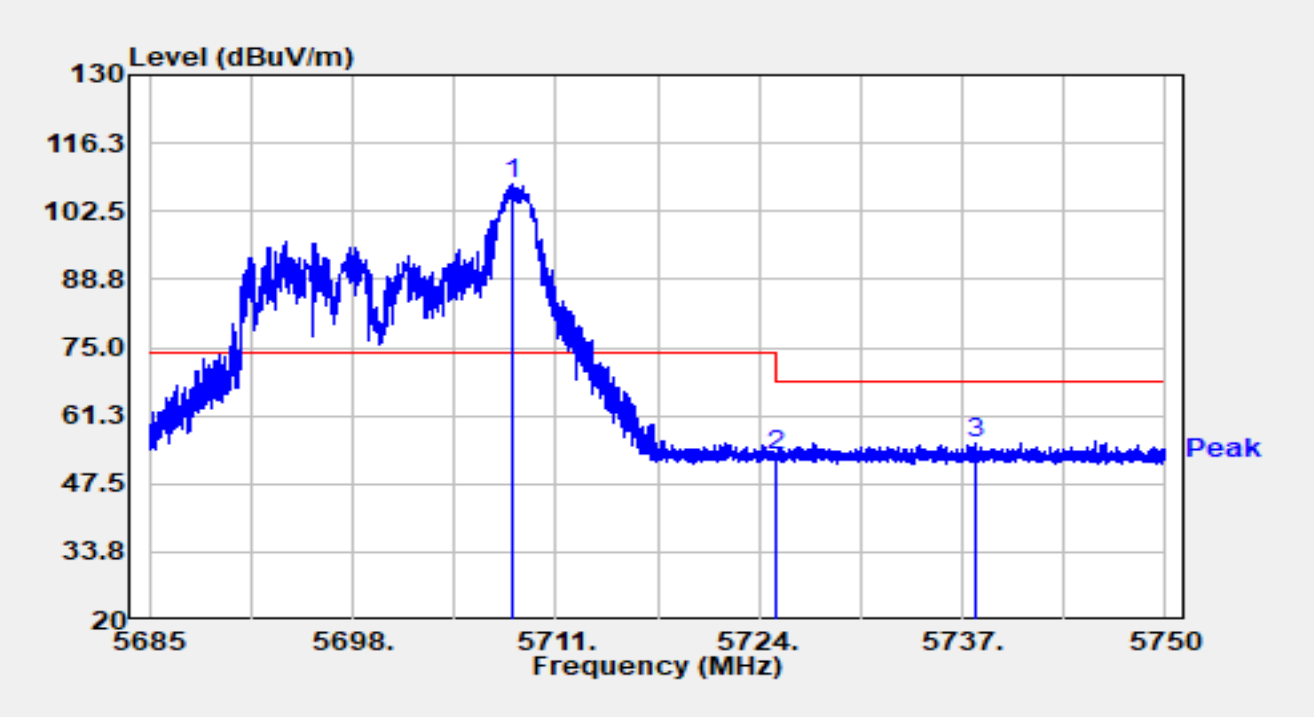

No	Mark	Frequency (MHz)	Reading (dBμV)	C.F (dB/m)	Measurement (dBμV/m)	Margin (dB)	Limit (dBμV/m)	Detector
1	*	5708.199	86.84	20.99	107.83	N/A	N/A	Peak
2		5725.000	31.93	21.13	53.07	-15.13	68.20	Peak
3		5737.780	34.81	21.01	55.83	-12.37	68.20	Peak

Notes:

1. " *", means this data is the worst emission level.

2. C.F (dB/m) = Antenna Factor (dB/m) + Cable Loss (dB) + 16dB Attenuation (dB) - AMP (dB).

3. Measurement (dBμV/m) = Reading (dBμV) + C.F (dB/m).

Site	WZ-AC2	Test Date	2024-07-18
Test Engineer	Bob Zhang	Temp./Humidity	25.5°C/56.8%
Factor	BBHA 9120D_1457_1-18GHz	Polarity	Horizontal
EUT	Mobile Computer	Test Voltage	By Battery
Test Mode	Transmit by 802.11ax-HE20 at 5700MHz RU52/40		

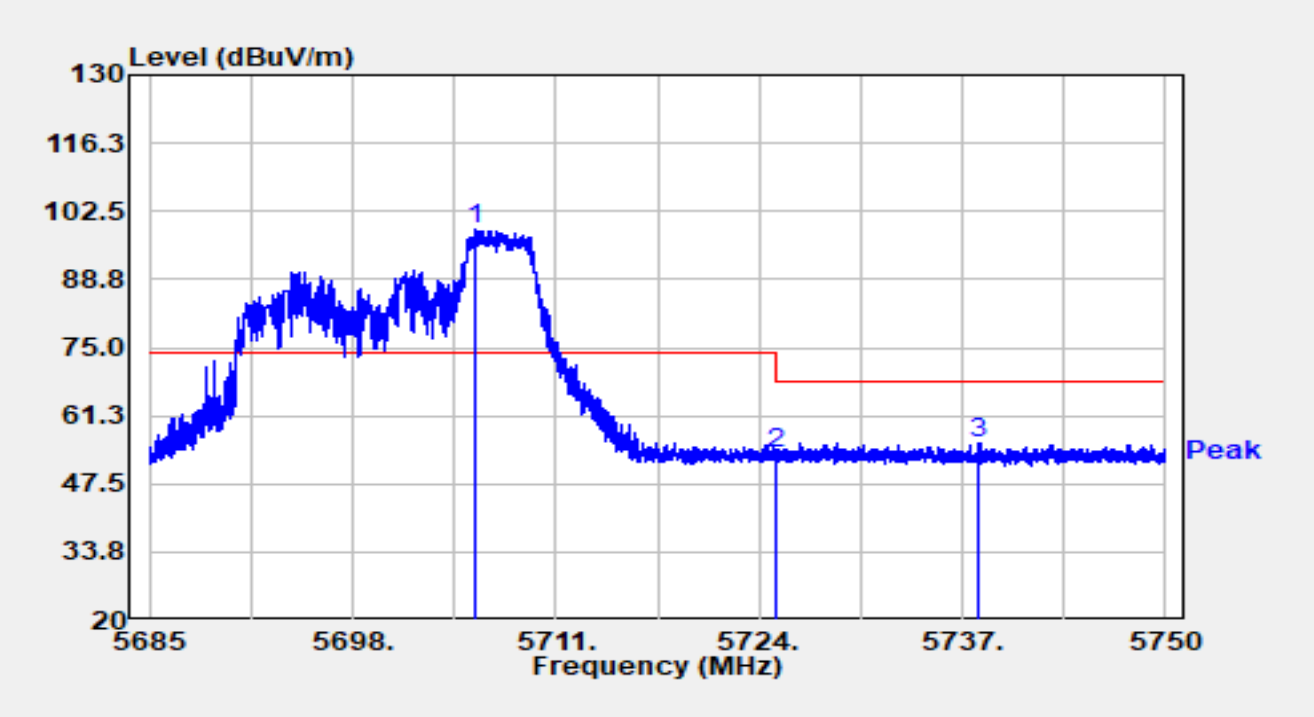

No	Mark	Frequency (MHz)	Reading (dBμV)	C.F (dB/m)	Measurement (dBμV/m)	Margin (dB)	Limit (dBμV/m)	Detector
1	*	5705.884	77.72	20.95	98.67	N/A	N/A	Peak
2		5725.000	32.50	21.13	53.63	-14.57	68.20	Peak
3		5738.079	34.85	21.01	55.86	-12.34	68.20	Peak

Notes:

1. " *", means this data is the worst emission level.

2. C.F (dB/m) = Antenna Factor (dB/m) + Cable Loss (dB) + 16dB Attenuation (dB) - AMP (dB).

3. Measurement (dBμV/m) = Reading (dBμV) + C.F (dB/m).

Site	WZ-AC2	Test Date	2024-07-18
Test Engineer	Bob Zhang	Temp./Humidity	25.5°C/56.8%
Factor	BBHA 9120D_1457_1-18GHz	Polarity	Vertical
EUT	Mobile Computer	Test Voltage	By Battery
Test Mode	Transmit by 802.11ax-HE20 at 5700MHz RU52/40		

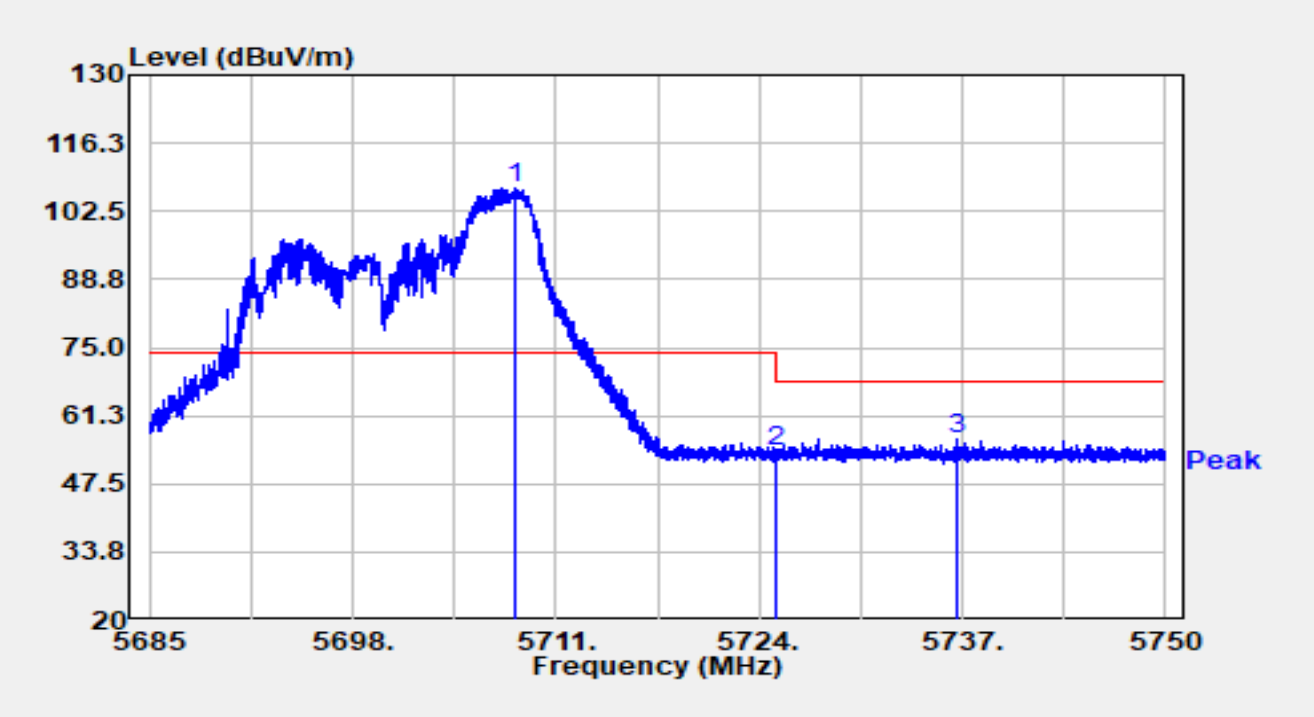

No	Mark	Frequency (MHz)	Reading (dBμV)	C.F (dB/m)	Measurement (dBμV/m)	Margin (dB)	Limit (dBμV/m)	Detector
1	*	5708.380	86.01	20.99	107.00	N/A	N/A	Peak
2		5725.000	32.77	21.13	53.91	-14.29	68.20	Peak
3		5736.649	35.35	21.03	56.38	-11.82	68.20	Peak

Notes:

1. " *", means this data is the worst emission level.

2. C.F (dB/m) = Antenna Factor (dB/m) + Cable Loss (dB) + 16dB Attenuation (dB) - AMP (dB).

3. Measurement (dBμV/m) = Reading (dBμV) + C.F (dB/m).

Site	WZ-AC2	Test Date	2024-07-18
Test Engineer	Bob Zhang	Temp./Humidity	25.5°C/56.8%
Factor	BBHA 9120D_1457_1-18GHz	Polarity	Horizontal
EUT	Mobile Computer	Test Voltage	By Battery
Test Mode	Transmit by 802.11ax-HE20 at 5700MHz RU106/54		

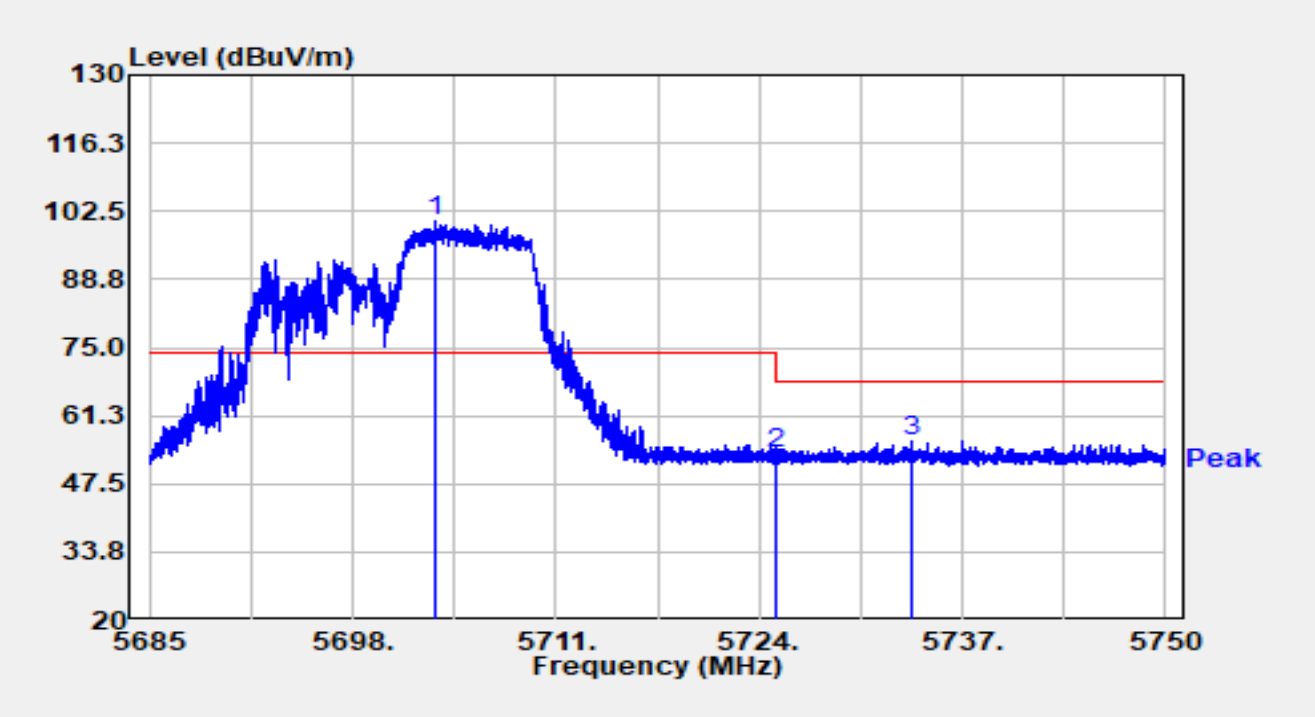

No	Mark	Frequency (MHz)	Reading (dBμV)	C.F (dB/m)	Measurement (dBμV/m)	Margin (dB)	Limit (dBμV/m)	Detector
1	*	5703.297	79.51	20.91	100.42	N/A	N/A	Peak
2		5725.000	32.65	21.13	53.78	-14.42	68.20	Peak
3		5733.756	34.97	21.06	56.03	-12.17	68.20	Peak

Notes:

1. " *", means this data is the worst emission level.

2. C.F (dB/m) = Antenna Factor (dB/m) + Cable Loss (dB) + 16dB Attenuation (dB) - AMP (dB).

3. Measurement (dBμV/m) = Reading (dBμV) + C.F (dB/m).

Site	WZ-AC2	Test Date	2024-07-18
Test Engineer	Bob Zhang	Temp./Humidity	25.5°C/56.8%
Factor	BBHA 9120D_1457_1-18GHz	Polarity	Vertical
EUT	Mobile Computer	Test Voltage	By Battery
Test Mode	Transmit by 802.11ax-HE20 at 5700MHz RU106/54		

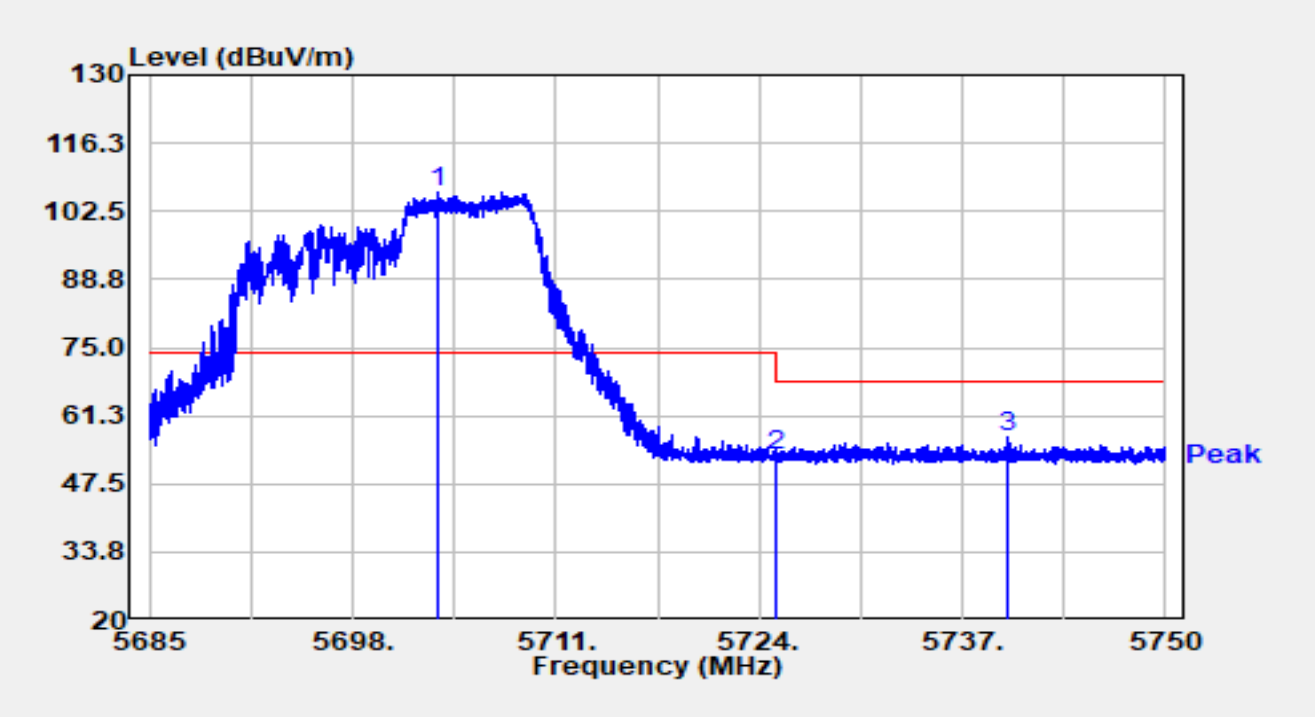

No	Mark	Frequency (MHz)	Reading (dBμV)	C.F (dB/m)	Measurement (dBμV/m)	Margin (dB)	Limit (dBμV/m)	Detector
1	*	5703.401	85.62	20.91	106.54	N/A	N/A	Peak
2		5725.000	32.07	21.13	53.20	-15.00	68.20	Peak
3		5739.964	35.80	20.99	56.80	-11.40	68.20	Peak

Notes:

1. " *", means this data is the worst emission level.

2. C.F (dB/m) = Antenna Factor (dB/m) + Cable Loss (dB) + 16dB Attenuation (dB) - AMP (dB).

3. Measurement (dBμV/m) = Reading (dBμV) + C.F (dB/m).

Site	WZ-AC2	Test Date	2024-07-18
Test Engineer	Bob Zhang	Temp./Humidity	25.5°C/56.8%
Factor	BBHA 9120D_1457_1-18GHz	Polarity	Horizontal
EUT	Mobile Computer	Test Voltage	By Battery
Test Mode	Transmit by 802.11ax-HE20 at 5745MHz RU26/0		

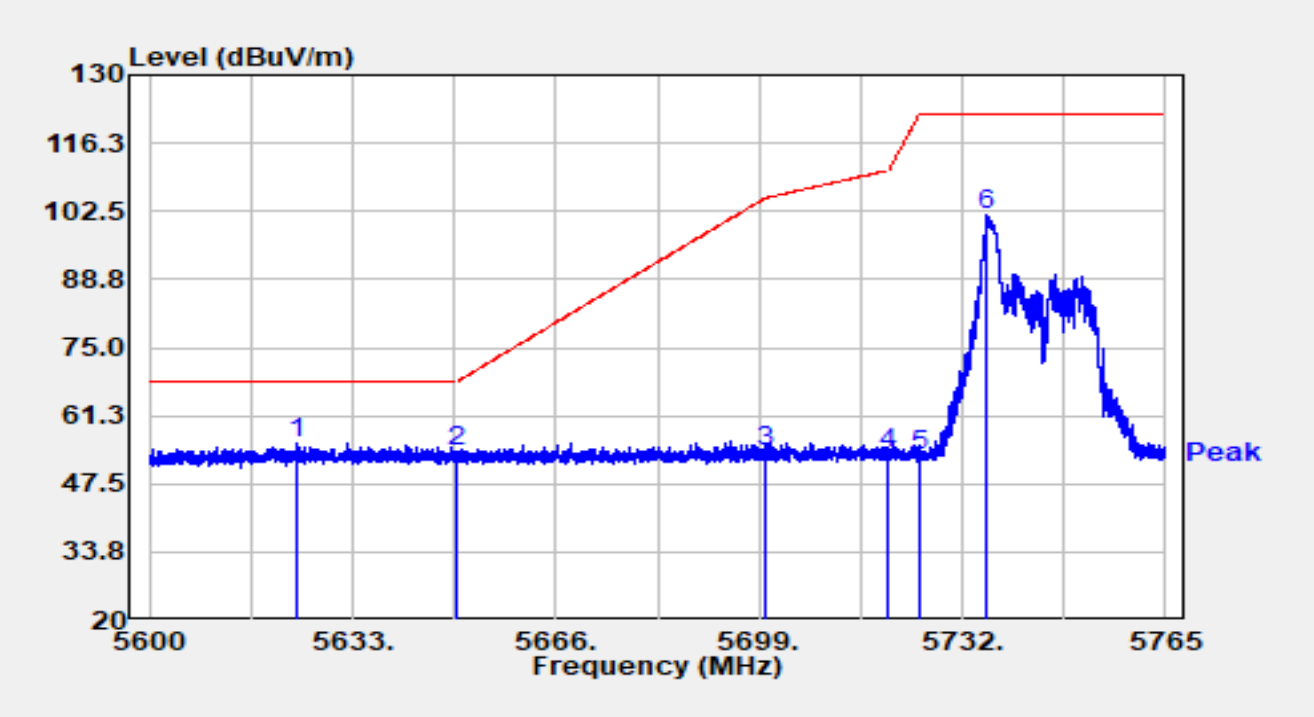

No	Mark	Frequency (MHz)	Reading (dBμV)	C.F (dB/m)	Measurement (dBμV/m)	Margin (dB)	Limit (dBμV/m)	Detector
1	*	5624.024	35.24	20.42	55.66	-12.54	68.20	Peak
2		5650.000	33.52	20.50	54.02	-14.18	68.20	Peak
3		5700.000	33.02	20.86	53.89	-51.31	105.20	Peak
4		5720.000	32.44	21.09	53.54	-57.26	110.80	Peak
5		5725.000	31.95	21.13	53.08	-69.12	122.20	Peak
6		5736.026	80.88	21.03	101.91	N/A	N/A	Peak

Notes:

1. " *", means this data is the worst emission level.
2. C.F (dB/m) = Antenna Factor (dB/m) + Cable Loss (dB) + 16dB Attenuation (dB) - AMP (dB).
3. Measurement (dBμV/m) = Reading (dBμV) + C.F (dB/m).

Site	WZ-AC2	Test Date	2024-07-18
Test Engineer	Bob Zhang	Temp./Humidity	25.5°C/56.8%
Factor	BBHA 9120D_1457_1-18GHz	Polarity	Vertical
EUT	Mobile Computer	Test Voltage	By Battery
Test Mode	Transmit by 802.11ax-HE20 at 5745MHz RU26/0		

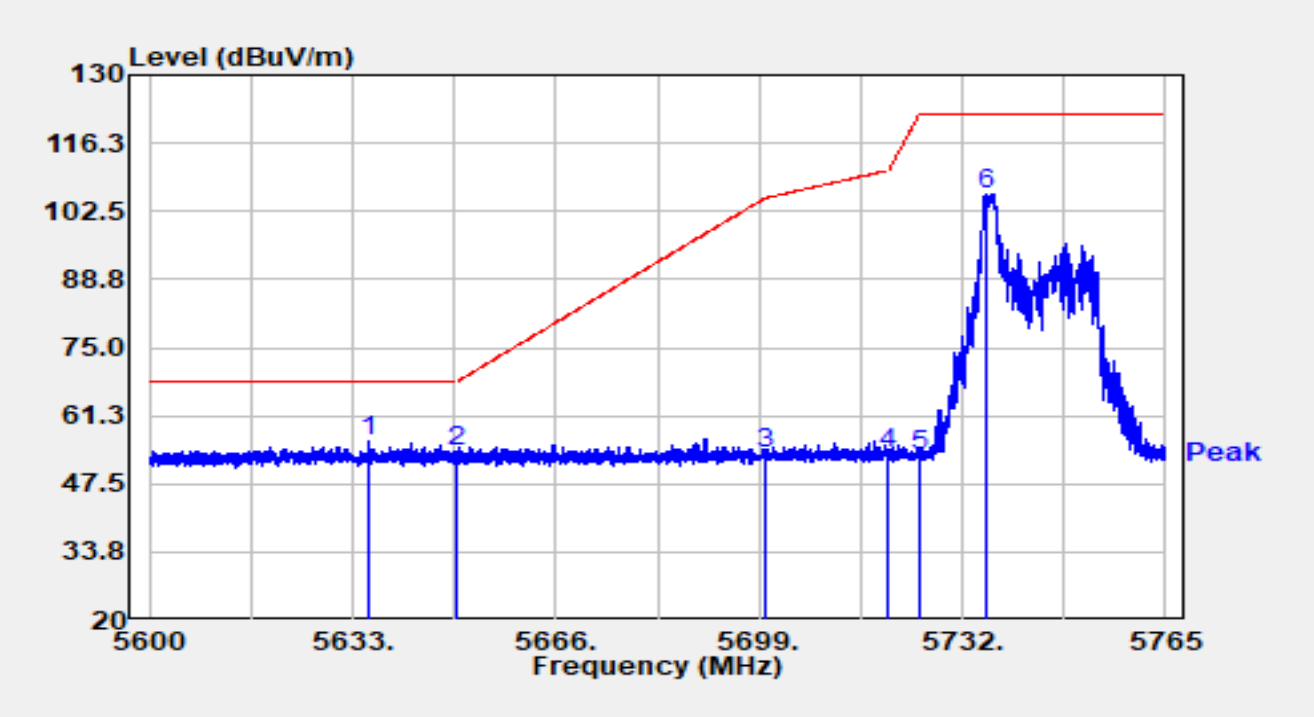

No	Mark	Frequency (MHz)	Reading (dBμV)	C.F (dB/m)	Measurement (dBμV/m)	Margin (dB)	Limit (dBμV/m)	Detector
1	*	5635.541	35.45	20.53	55.98	-12.22	68.20	Peak
2		5650.000	33.63	20.50	54.13	-14.07	68.20	Peak
3		5700.000	32.85	20.86	53.71	-51.49	105.20	Peak
4		5720.000	32.44	21.09	53.53	-57.27	110.80	Peak
5		5725.000	32.07	21.13	53.20	-69.00	122.20	Peak
6		5735.877	85.06	21.04	106.10	N/A	N/A	Peak

Notes:

1. " *", means this data is the worst emission level.

2. C.F (dB/m) = Antenna Factor (dB/m) + Cable Loss (dB) + 16dB Attenuation (dB) - AMP (dB).

3. Measurement (dBμV/m) = Reading (dBμV) + C.F (dB/m).

Site	WZ-AC2	Test Date	2024-07-18
Test Engineer	Bob Zhang	Temp./Humidity	25.5°C/56.8%
Factor	BBHA 9120D_1457_1-18GHz	Polarity	Horizontal
EUT	Mobile Computer	Test Voltage	By Battery
Test Mode	Transmit by 802.11ax-HE20 at 5745MHz RU52/37		

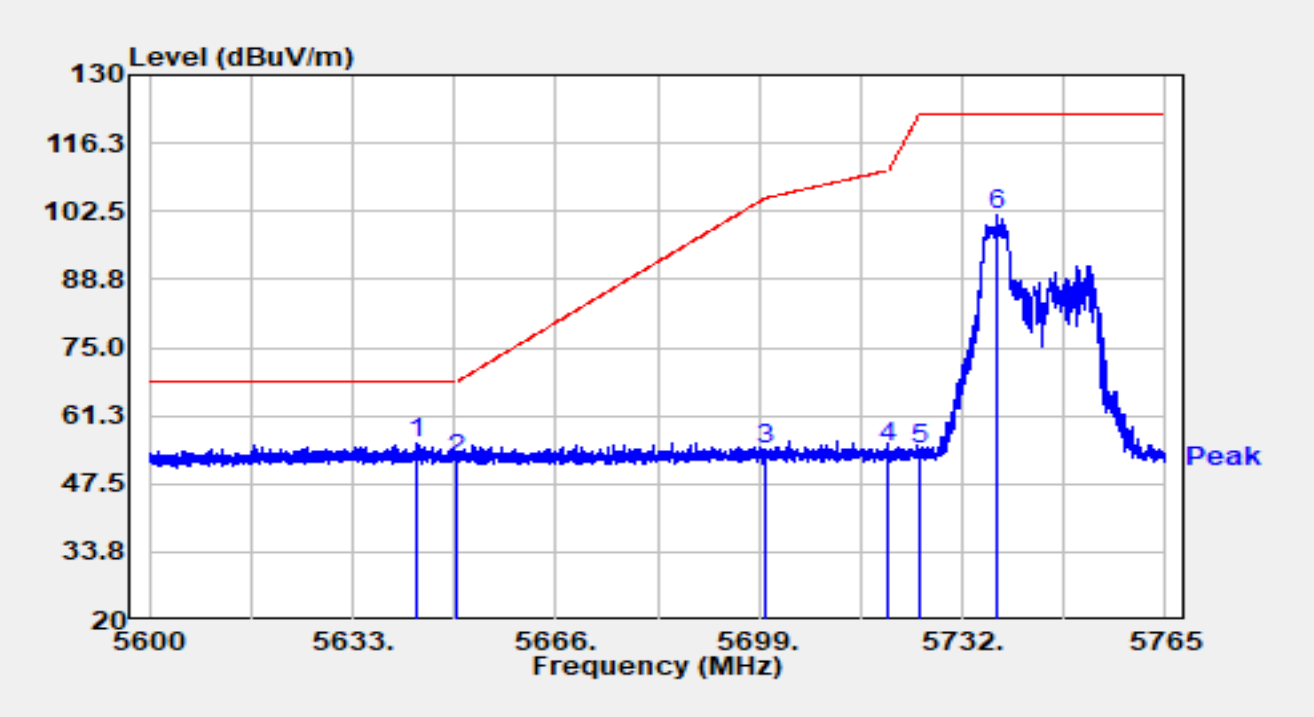

No	Mark	Frequency (MHz)	Reading (dBμV)	C.F (dB/m)	Measurement (dBμV/m)	Margin (dB)	Limit (dBμV/m)	Detector
1	*	5643.577	35.20	20.56	55.76	-12.44	68.20	Peak
2		5650.000	32.01	20.50	52.51	-15.69	68.20	Peak
3		5700.000	33.57	20.86	54.44	-50.76	105.20	Peak
4		5720.000	33.95	21.09	55.04	-55.76	110.80	Peak
5		5725.000	33.15	21.13	54.28	-67.92	122.20	Peak
6		5737.692	80.62	21.02	101.63	N/A	N/A	Peak

Notes:

1. " *", means this data is the worst emission level.
2. C.F (dB/m) = Antenna Factor (dB/m) + Cable Loss (dB) + 16dB Attenuation (dB) - AMP (dB).
3. Measurement (dBμV/m) = Reading (dBμV) + C.F (dB/m).

Site	WZ-AC2	Test Date	2024-07-18
Test Engineer	Bob Zhang	Temp./Humidity	25.5°C/56.8%
Factor	BBHA 9120D_1457_1-18GHz	Polarity	Vertical
EUT	Mobile Computer	Test Voltage	By Battery
Test Mode	Transmit by 802.11ax-HE20 at 5745MHz RU52/37		

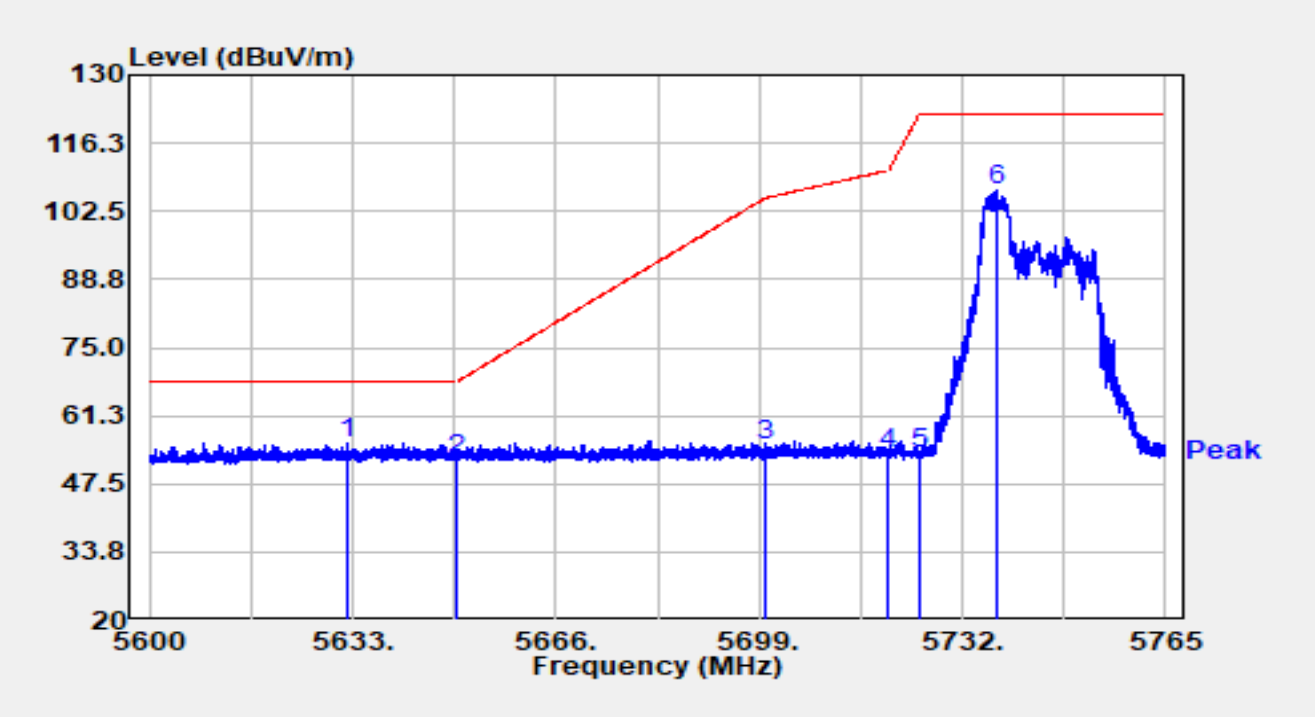

No	Mark	Frequency (MHz)	Reading (dBμV)	C.F (dB/m)	Measurement (dBμV/m)	Margin (dB)	Limit (dBμV/m)	Detector
1	*	5632.257	35.09	20.50	55.59	-12.61	68.20	Peak
2		5650.000	32.03	20.50	52.53	-15.67	68.20	Peak
3		5700.000	34.59	20.86	55.45	-49.75	105.20	Peak
4		5720.000	32.56	21.09	53.65	-57.15	110.80	Peak
5		5725.000	32.52	21.13	53.65	-68.55	122.20	Peak
6		5737.577	85.85	21.02	106.87	N/A	N/A	Peak

Notes:

1. " *", means this data is the worst emission level.
2. C.F (dB/m) = Antenna Factor (dB/m) + Cable Loss (dB) + 16dB Attenuation (dB) - AMP (dB).
3. Measurement (dBμV/m) = Reading (dBμV) + C.F (dB/m).

Site	WZ-AC2	Test Date	2024-07-18
Test Engineer	Bob Zhang	Temp./Humidity	25.5°C/56.8%
Factor	BBHA 9120D_1457_1-18GHz	Polarity	Horizontal
EUT	Mobile Computer	Test Voltage	By Battery
Test Mode	Transmit by 802.11ax-HE20 at 5745MHz RU106/53		

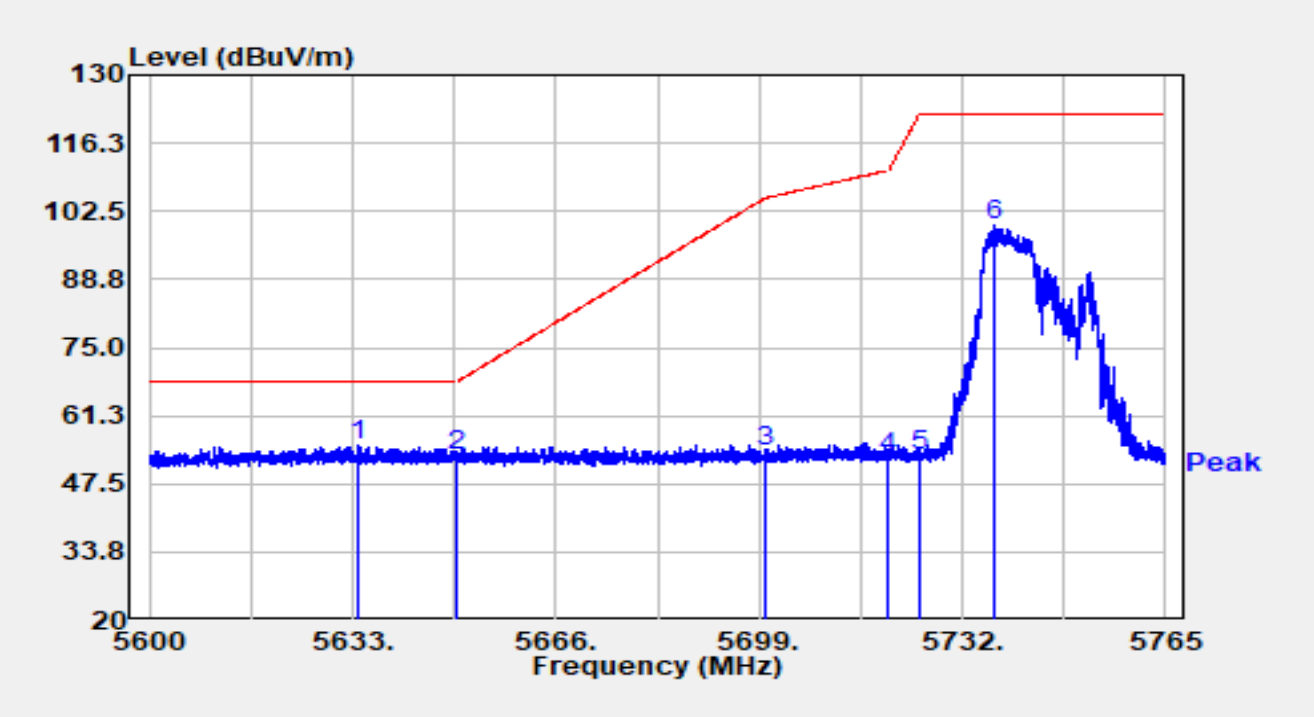

No	Mark	Frequency (MHz)	Reading (dBμV)	C.F (dB/m)	Measurement (dBμV/m)	Margin (dB)	Limit (dBμV/m)	Detector
1	*	5633.891	34.64	20.52	55.15	-13.05	68.20	Peak
2		5650.000	32.67	20.50	53.17	-15.03	68.20	Peak
3		5700.000	33.28	20.86	54.15	-51.05	105.20	Peak
4		5720.000	31.52	21.09	52.61	-58.19	110.80	Peak
5		5725.000	32.21	21.13	53.34	-68.86	122.20	Peak
6		5737.131	78.67	21.02	99.69	N/A	N/A	Peak

Notes:

1. " *", means this data is the worst emission level.

2. C.F (dB/m) = Antenna Factor (dB/m) + Cable Loss (dB) + 16dB Attenuation (dB) - AMP (dB).

3. Measurement (dBμV/m) = Reading (dBμV) + C.F (dB/m).

Site	WZ-AC2	Test Date	2024-07-18
Test Engineer	Bob Zhang	Temp./Humidity	25.5°C/56.8%
Factor	BBHA 9120D_1457_1-18GHz	Polarity	Vertical
EUT	Mobile Computer	Test Voltage	By Battery
Test Mode	Transmit by 802.11ax-HE20 at 5745MHz RU106/53		

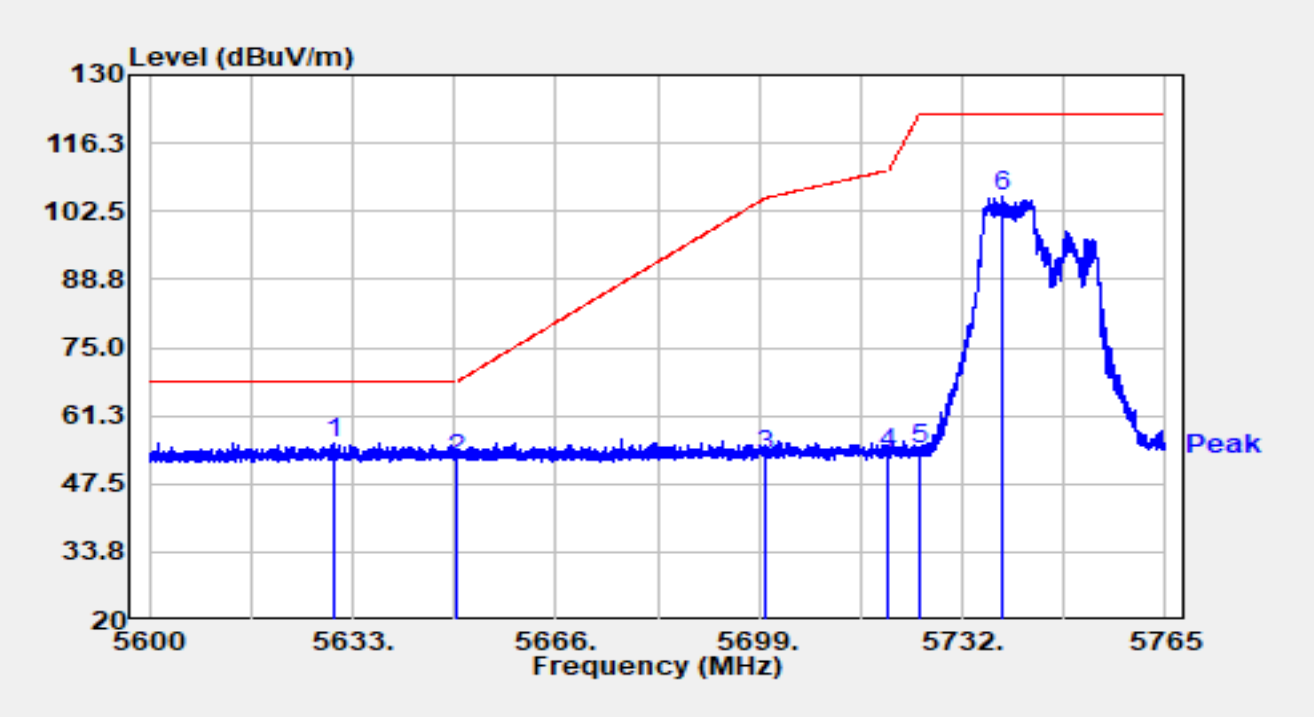

No	Mark	Frequency (MHz)	Reading (dBμV)	C.F (dB/m)	Measurement (dBμV/m)	Margin (dB)	Limit (dBμV/m)	Detector
1	*	5630.162	35.21	20.48	55.69	-12.51	68.20	Peak
2		5650.000	31.97	20.50	52.47	-15.73	68.20	Peak
3		5700.000	32.25	20.86	53.12	-52.08	105.20	Peak
4		5720.000	32.66	21.09	53.76	-57.04	110.80	Peak
5		5725.000	33.41	21.13	54.54	-67.66	122.20	Peak
6		5738.649	84.68	21.01	105.68	N/A	N/A	Peak

Notes:

1. " *", means this data is the worst emission level.
2. C.F (dB/m) = Antenna Factor (dB/m) + Cable Loss (dB) + 16dB Attenuation (dB) - AMP (dB).
3. Measurement (dBμV/m) = Reading (dBμV) + C.F (dB/m).

Site	WZ-AC2	Test Date	2024-07-18
Test Engineer	Bob Zhang	Temp./Humidity	25.5°C/56.8%
Factor	BBHA 9120D_1457_1-18GHz	Polarity	Horizontal
EUT	Mobile Computer	Test Voltage	By Battery
Test Mode	Transmit by 802.11ax-HE20 at 5825MHz RU26/8		

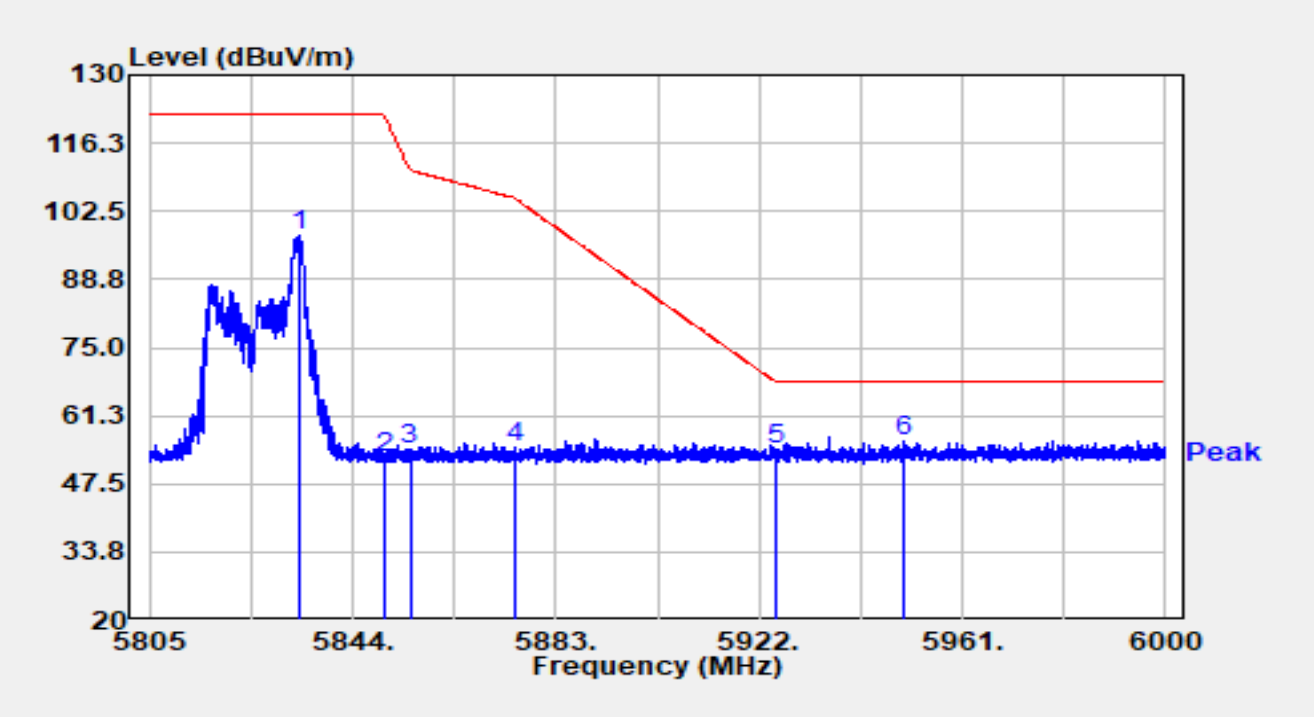

No	Mark	Frequency (MHz)	Reading (dBμV)	C.F (dB/m)	Measurement (dBμV/m)	Margin (dB)	Limit (dBμV/m)	Detector
1		5833.918	76.28	21.32	97.60	N/A	N/A	Peak
2		5850.000	31.48	21.41	52.90	-69.30	122.20	Peak
3		5855.000	33.18	21.46	54.64	-56.16	110.80	Peak
4		5875.000	33.32	21.51	54.83	-50.37	105.20	Peak
5		5925.000	33.06	21.51	54.57	-13.63	68.20	Peak
6	*	5949.982	34.69	21.59	56.28	-11.92	68.20	Peak

Notes:

1. " *", means this data is the worst emission level.
2. C.F (dB/m) = Antenna Factor (dB/m) + Cable Loss (dB) + 16dB Attenuation (dB) - AMP (dB).
3. Measurement (dBμV/m) = Reading (dBμV) + C.F (dB/m).

Site	WZ-AC2	Test Date	2024-07-18
Test Engineer	Bob Zhang	Temp./Humidity	25.5°C/56.8%
Factor	BBHA 9120D_1457_1-18GHz	Polarity	Vertical
EUT	Mobile Computer	Test Voltage	By Battery
Test Mode	Transmit by 802.11ax-HE20 at 5825MHz RU26/8		

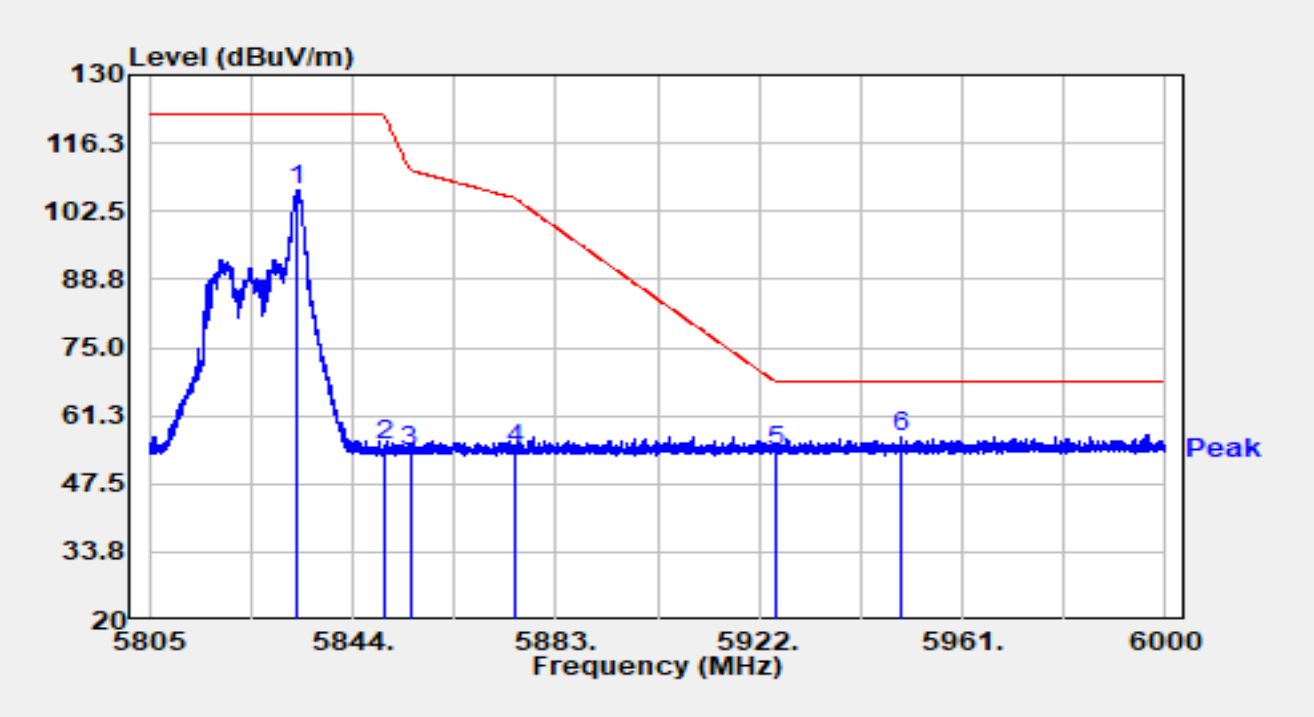

No	Mark	Frequency (MHz)	Reading (dBμV)	C.F (dB/m)	Measurement (dBμV/m)	Margin (dB)	Limit (dBμV/m)	Detector
1		5833.431	85.60	21.32	106.92	N/A	N/A	Peak
2		5850.000	33.83	21.41	55.25	-66.95	122.20	Peak
3		5855.000	32.61	21.46	54.07	-56.73	110.80	Peak
4		5875.000	32.85	21.51	54.36	-50.84	105.20	Peak
5		5925.000	32.32	21.51	53.83	-14.37	68.20	Peak
6	*	5949.319	35.48	21.60	57.07	-11.13	68.20	Peak

Notes:

1. " *", means this data is the worst emission level.
2. C.F (dB/m) = Antenna Factor (dB/m) + Cable Loss (dB) + 16dB Attenuation (dB) - AMP (dB).
3. Measurement (dBμV/m) = Reading (dBμV) + C.F (dB/m).

Site	WZ-AC2	Test Date	2024-07-18
Test Engineer	Bob Zhang	Temp./Humidity	25.5°C/56.8%
Factor	BBHA 9120D_1457_1-18GHz	Polarity	Horizontal
EUT	Mobile Computer	Test Voltage	By Battery
Test Mode	Transmit by 802.11ax-HE20 at 5825MHz RU52/40		

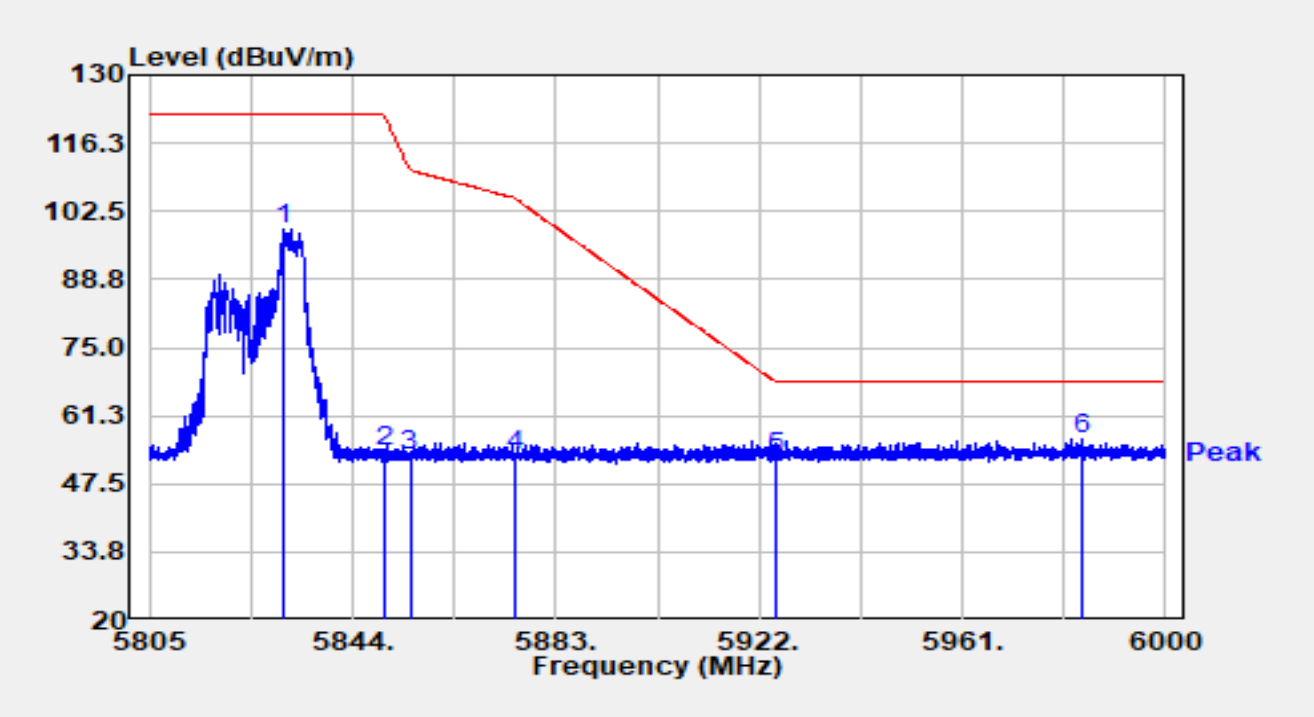

No	Mark	Frequency (MHz)	Reading (dBμV)	C.F (dB/m)	Measurement (dBμV/m)	Margin (dB)	Limit (dBμV/m)	Detector
1		5830.876	77.70	21.29	98.99	N/A	N/A	Peak
2		5850.000	32.47	21.41	53.88	-68.32	122.20	Peak
3		5855.000	31.90	21.46	53.36	-57.44	110.80	Peak
4		5875.000	31.70	21.51	53.21	-51.99	105.20	Peak
5		5925.000	31.40	21.51	52.91	-15.29	68.20	Peak
6	*	5983.776	34.88	21.60	56.48	-11.72	68.20	Peak

Notes:

1. " *", means this data is the worst emission level.
2. C.F (dB/m) = Antenna Factor (dB/m) + Cable Loss (dB) + 16dB Attenuation (dB) - AMP (dB).
3. Measurement (dBμV/m) = Reading (dBμV) + C.F (dB/m).

Site	WZ-AC2	Test Date	2024-07-18
Test Engineer	Bob Zhang	Temp./Humidity	25.5°C/56.8%
Factor	BBHA 9120D_1457_1-18GHz	Polarity	Vertical
EUT	Mobile Computer	Test Voltage	By Battery
Test Mode	Transmit by 802.11ax-HE20 at 5825MHz RU52/40		

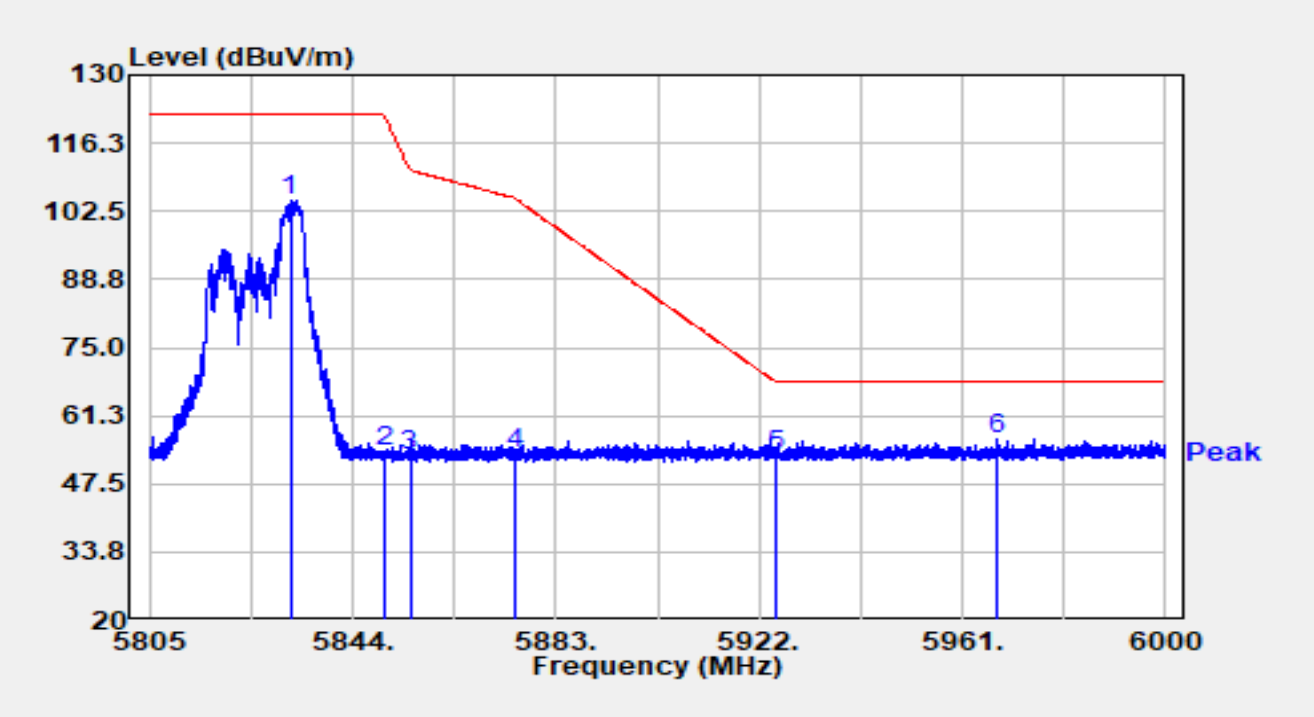

No	Mark	Frequency (MHz)	Reading (dBμV)	C.F (dB/m)	Measurement (dBμV/m)	Margin (dB)	Limit (dBμV/m)	Detector
1		5832.027	83.31	21.30	104.62	N/A	N/A	Peak
2		5850.000	32.56	21.41	53.97	-68.23	122.20	Peak
3		5855.000	31.59	21.46	53.05	-57.75	110.80	Peak
4		5875.000	32.19	21.51	53.70	-51.50	105.20	Peak
5		5925.000	31.69	21.51	53.20	-15.01	68.20	Peak
6	*	5967.864	34.81	21.59	56.40	-11.80	68.20	Peak

Notes:

1. " *", means this data is the worst emission level.
2. C.F (dB/m) = Antenna Factor (dB/m) + Cable Loss (dB) + 16dB Attenuation (dB) - AMP (dB).
3. Measurement (dBμV/m) = Reading (dBμV) + C.F (dB/m).

Site	WZ-AC2	Test Date	2024-07-18
Test Engineer	Bob Zhang	Temp./Humidity	25.5°C/56.8%
Factor	BBHA 9120D_1457_1-18GHz	Polarity	Horizontal
EUT	Mobile Computer	Test Voltage	By Battery
Test Mode	Transmit by 802.11ax-HE20 at 5825MHz RU106/54		

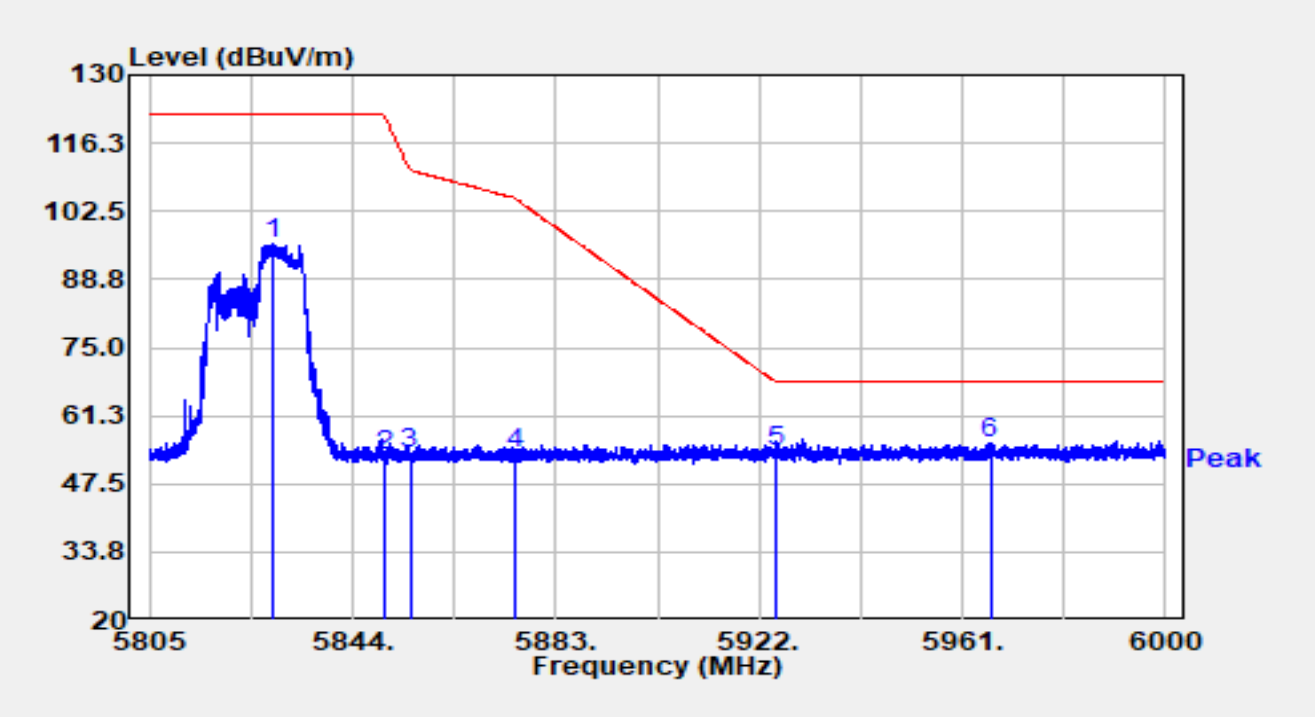

No	Mark	Frequency (MHz)	Reading (dBμV)	C.F (dB/m)	Measurement (dBμV/m)	Margin (dB)	Limit (dBμV/m)	Detector
1		5828.556	74.51	21.27	95.78	N/A	N/A	Peak
2		5850.000	32.00	21.41	53.41	-68.79	122.20	Peak
3		5855.000	32.13	21.46	53.59	-57.21	110.80	Peak
4		5875.000	32.13	21.51	53.64	-51.56	105.20	Peak
5		5925.000	32.39	21.51	53.90	-14.30	68.20	Peak
6	*	5966.362	34.11	21.59	55.70	-12.50	68.20	Peak

Notes:

1. " *", means this data is the worst emission level.
2. C.F (dB/m) = Antenna Factor (dB/m) + Cable Loss (dB) + 16dB Attenuation (dB) - AMP (dB).
3. Measurement (dBμV/m) = Reading (dBμV) + C.F (dB/m).

Site	WZ-AC2	Test Date	2024-07-18
Test Engineer	Bob Zhang	Temp./Humidity	25.5°C/56.8%
Factor	BBHA 9120D_1457_1-18GHz	Polarity	Vertical
EUT	Mobile Computer	Test Voltage	By Battery
Test Mode	Transmit by 802.11ax-HE20 at 5825MHz RU106/54		

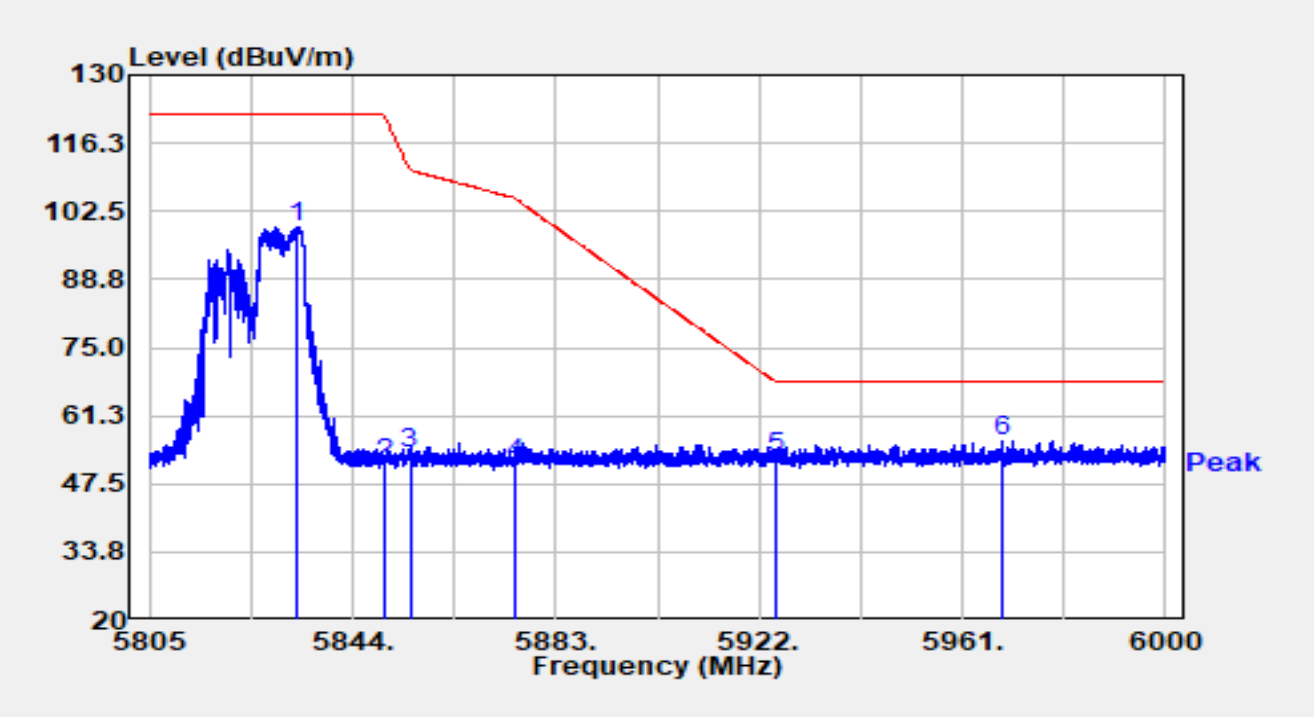

No	Mark	Frequency (MHz)	Reading (dBμV)	C.F (dB/m)	Measurement (dBμV/m)	Margin (dB)	Limit (dBμV/m)	Detector
1		5833.216	78.07	21.32	99.39	N/A	N/A	Peak
2		5850.000	30.04	21.41	51.45	-70.75	122.20	Peak
3		5855.000	32.27	21.46	53.73	-57.07	110.80	Peak
4		5875.000	30.21	21.51	51.72	-53.48	105.20	Peak
5		5925.000	31.38	21.51	52.89	-15.31	68.20	Peak
6	*	5968.507	34.60	21.59	56.19	-12.01	68.20	Peak

Notes:

1. " *", means this data is the worst emission level.
2. C.F (dB/m) = Antenna Factor (dB/m) + Cable Loss (dB) + 16dB Attenuation (dB) - AMP (dB).
3. Measurement (dBμV/m) = Reading (dBμV) + C.F (dB/m).

Site	WZ-AC1	Test Date	2024-07-24
Test Engineer	Charles Zhang	Temp./Humidity	25.3°C/53.1%
Factor	BBHA 9120D_1457_1-18GHz	Polarity	Horizontal
EUT	Mobile Computer	Test Voltage	By Battery
Test Mode	Transmit by 802.11ax-HE40 at 5190MHz RU242/61		

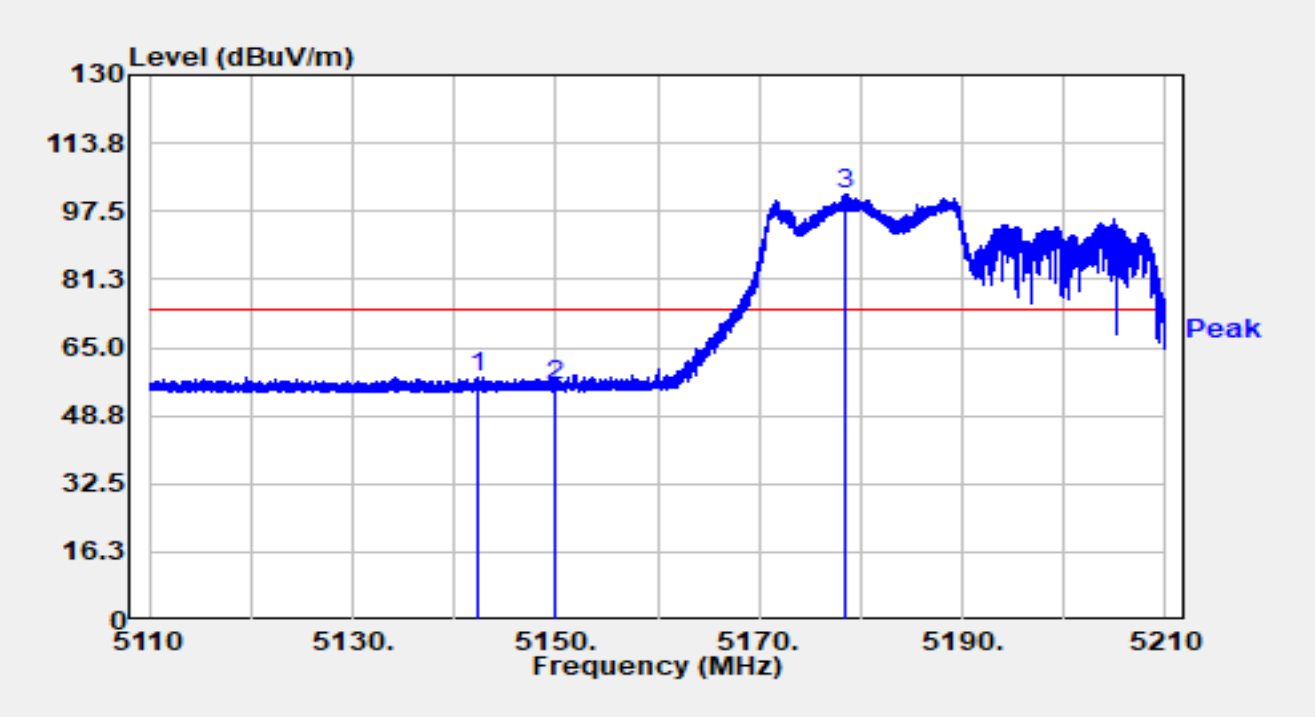

No	Mark	Frequency (MHz)	Reading (dBμV)	C.F (dB/m)	Measurement (dBμV/m)	Margin (dB)	Limit (dBμV/m)	Detector
1		5142.290	37.22	20.84	58.06	-15.94	74.00	Peak
2		5150.000	34.75	20.96	55.71	-18.29	74.00	Peak
3	*	5178.550	80.84	20.74	101.58	N/A	N/A	Peak

Notes:

1. " *", means this data is the worst emission level.

2. C.F (dB/m) = Antenna Factor (dB/m) + Cable Loss (dB)+ 16dB Attenuation (dB) -AMP (dB).

3. Measurement(dBμV/m) = Reading(dBμV) + C.F (dB/m).

Site	WZ-AC1	Test Date	2024-07-24
Test Engineer	Charles Zhang	Temp./Humidity	25.3°C/53.1%
Factor	BBHA 9120D_1457_1-18GHz	Polarity	Horizontal
EUT	Mobile Computer	Test Voltage	By Battery
Test Mode	Transmit by 802.11ax-HE40 at 5190MHz RU242/61		

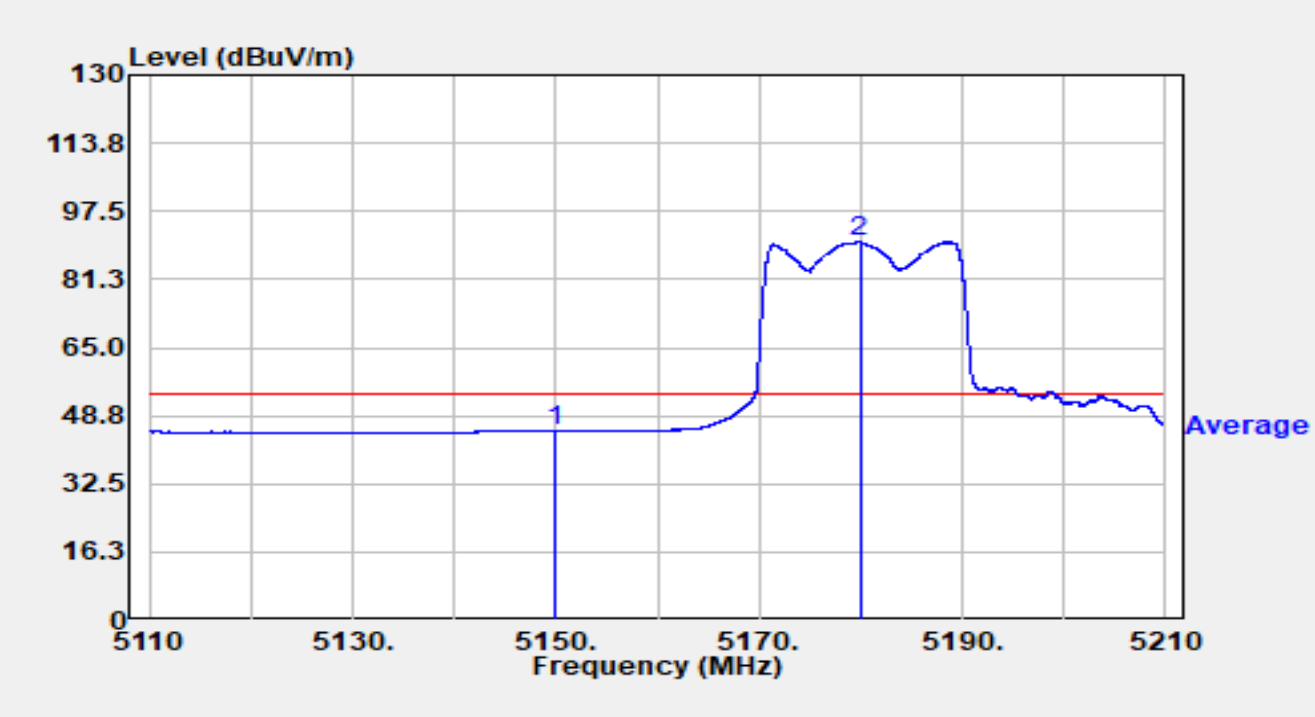

No	Mark	Frequency (MHz)	Reading (dBμV)	C.F (dB/m)	Measurement (dBμV/m)	Margin (dB)	Limit (dBμV/m)	Detector
1		5150.000	24.15	20.96	45.11	-8.89	54.00	Average
2	*	5179.910	69.32	20.73	90.05	N/A	N/A	Average

Notes:

1. " *", means this data is the worst emission level.

2. C.F (dB/m) = Antenna Factor (dB/m) + Cable Loss (dB)+ 16dB Attenuation (dB) -AMP (dB).

3. Measurement(dBμV/m) = Reading(dBμV) + C.F (dB/m).

Site	WZ-AC1	Test Date	2024-07-24
Test Engineer	Charles Zhang	Temp./Humidity	25.3°C/53.1%
Factor	BBHA 9120D_1457_1-18GHz	Polarity	Vertical
EUT	Mobile Computer	Test Voltage	By Battery
Test Mode	Transmit by 802.11ax-HE40 at 5190MHz RU242/61		

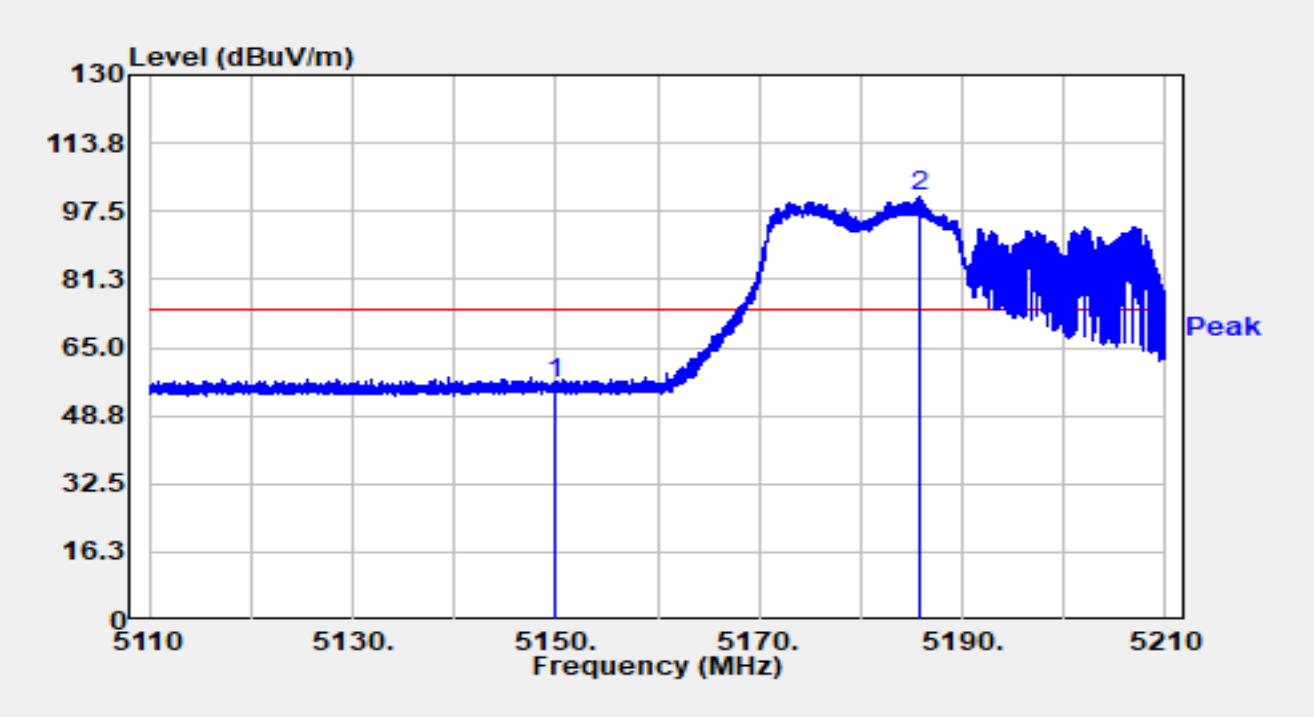

No	Mark	Frequency (MHz)	Reading (dBμV)	C.F (dB/m)	Measurement (dBμV/m)	Margin (dB)	Limit (dBμV/m)	Detector
1		5150.000	35.56	20.96	56.52	-17.48	74.00	Peak
2	*	5185.730	80.35	20.65	101.00	N/A	N/A	Peak

Notes:

1. " *", means this data is the worst emission level.

2. C.F (dB/m) = Antenna Factor (dB/m) + Cable Loss (dB)+ 16dB Attenuation (dB) -AMP (dB).

3. Measurement(dBμV/m) = Reading(dBμV) + C.F (dB/m).

Site	WZ-AC1	Test Date	2024-07-24
Test Engineer	Charles Zhang	Temp./Humidity	25.3°C/53.1%
Factor	BBHA 9120D_1457_1-18GHz	Polarity	Vertical
EUT	Mobile Computer	Test Voltage	By Battery
Test Mode	Transmit by 802.11ax-HE40 at 5190MHz RU242/61		

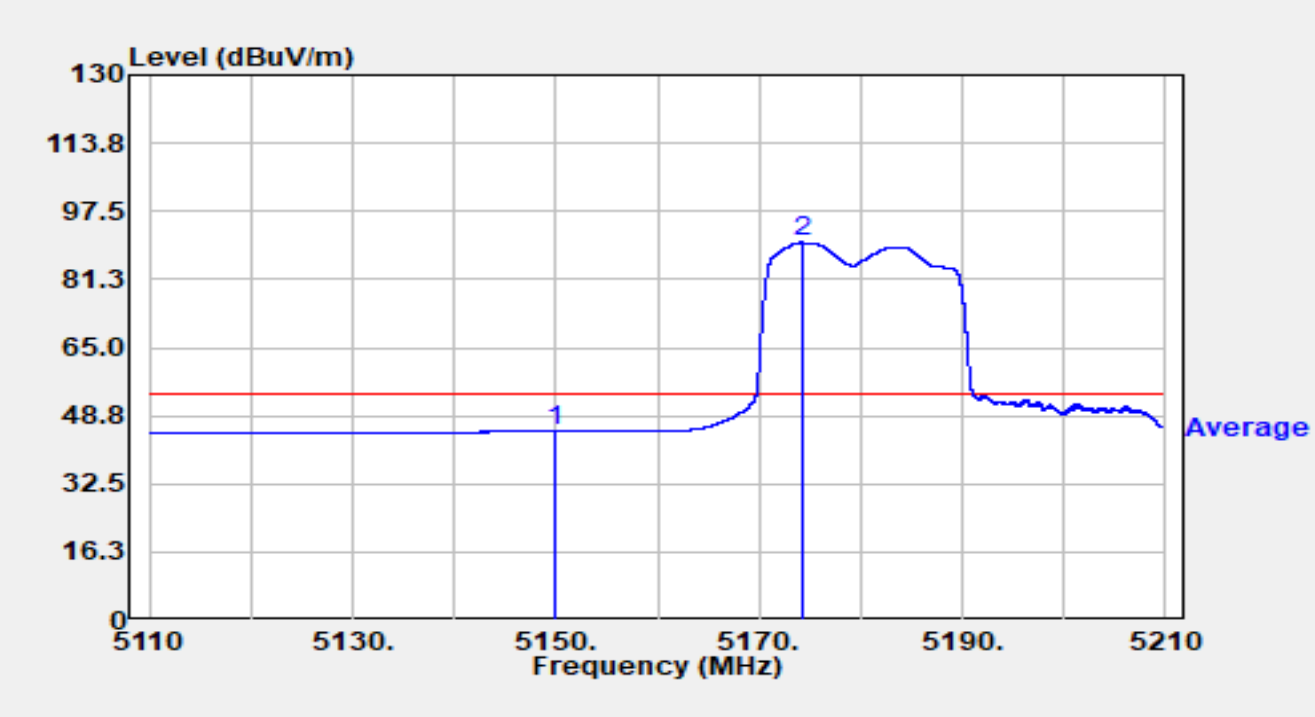

No	Mark	Frequency (MHz)	Reading (dBμV)	C.F (dB/m)	Measurement (dBμV/m)	Margin (dB)	Limit (dBμV/m)	Detector
1		5150.000	24.02	20.96	44.98	-9.02	54.00	Average
2	*	5174.300	69.25	20.78	90.03	N/A	N/A	Average

Notes:

1. " *", means this data is the worst emission level.

2. C.F (dB/m) = Antenna Factor (dB/m) + Cable Loss (dB)+ 16dB Attenuation (dB) -AMP (dB).

3. Measurement(dBμV/m) = Reading(dBμV) + C.F (dB/m).

Site	WZ-AC1	Test Date	2024-07-24
Test Engineer	Charles Zhang	Temp./Humidity	25.3°C/53.1%
Factor	BBHA 9120D_1457_1-18GHz	Polarity	Horizontal
EUT	Mobile Computer	Test Voltage	By Battery
Test Mode	Transmit by 802.11ax-HE40 at 5310MHz RU242/62		

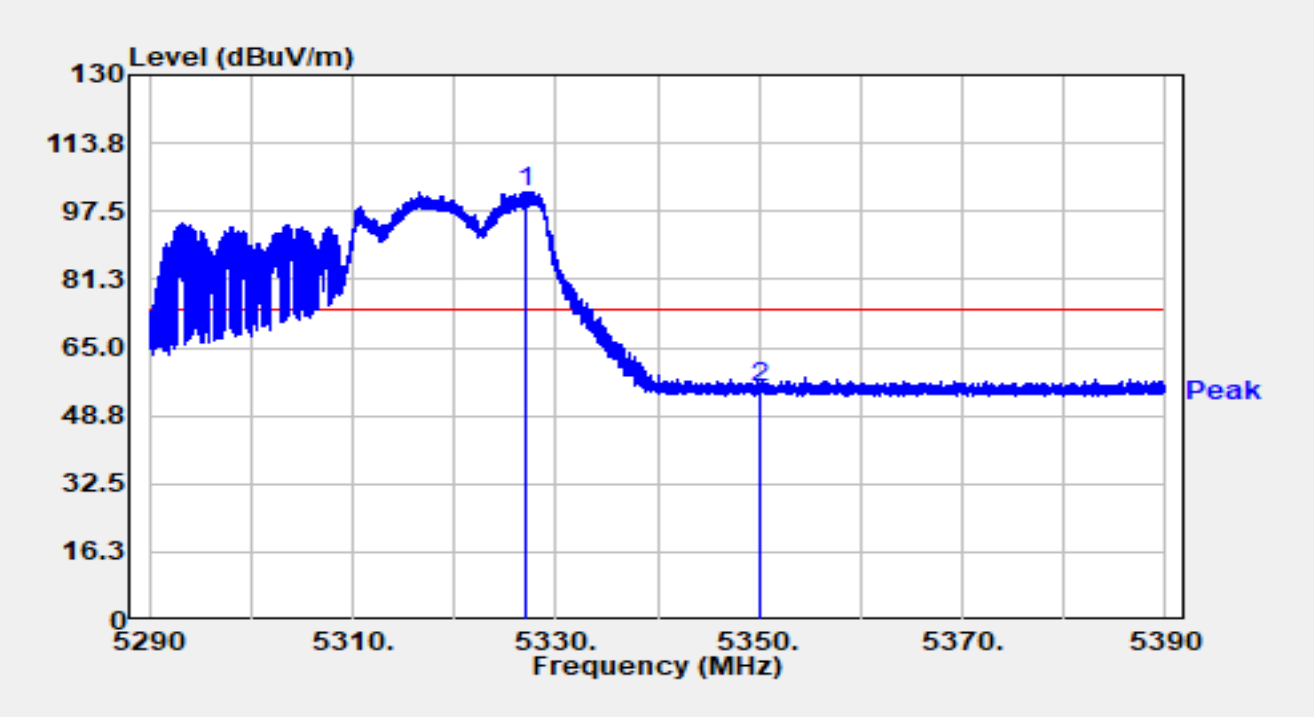

No	Mark	Frequency (MHz)	Reading (dBμV)	C.F (dB/m)	Measurement (dBμV/m)	Margin (dB)	Limit (dBμV/m)	Detector
1	*	5327.150	81.21	20.92	102.13	N/A	N/A	Peak
2		5350.000	34.62	20.82	55.44	-18.56	74.00	Peak

Notes:

1. " *", means this data is the worst emission level.

2. C.F (dB/m) = Antenna Factor (dB/m) + Cable Loss (dB)+ 16dB Attenuation (dB) -AMP (dB).

3. Measurement(dBμV/m) = Reading(dBμV) + C.F (dB/m).

Site	WZ-AC1	Test Date	2024-07-24
Test Engineer	Charles Zhang	Temp./Humidity	25.3°C/53.1%
Factor	BBHA 9120D_1457_1-18GHz	Polarity	Horizontal
EUT	Mobile Computer	Test Voltage	By Battery
Test Mode	Transmit by 802.11ax-HE40 at 5310MHz RU242/62		

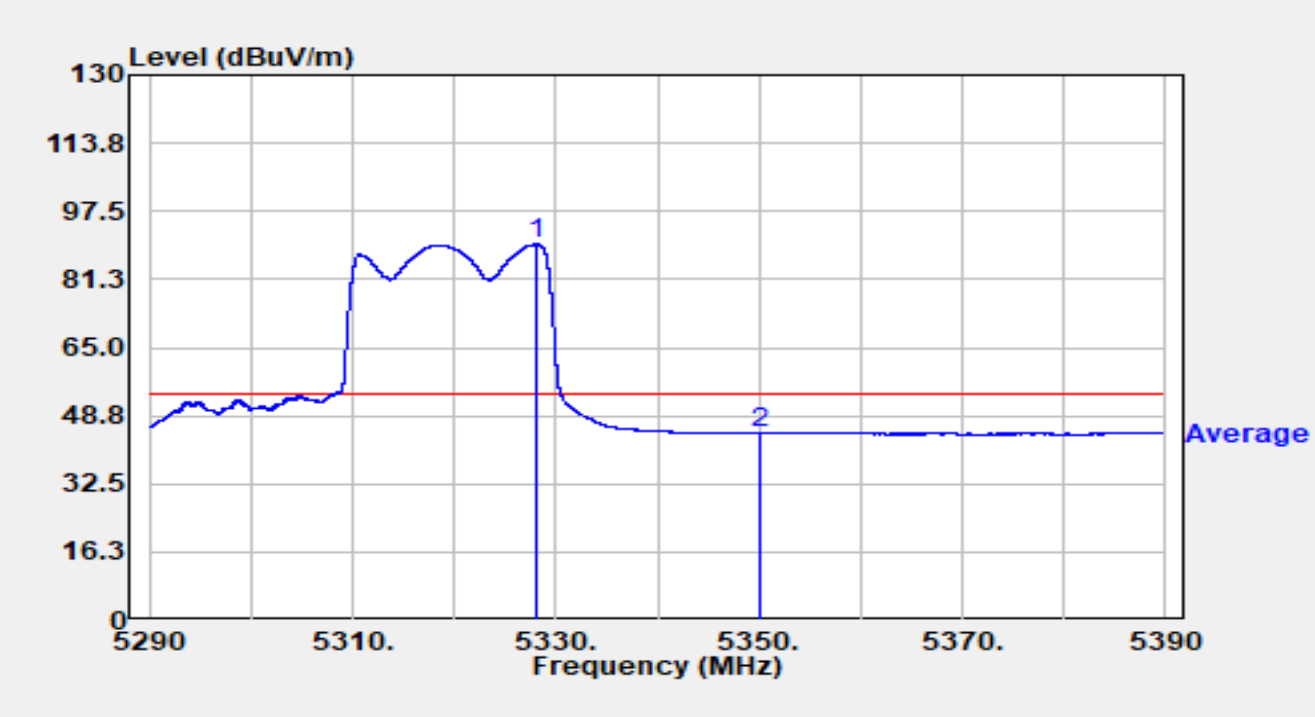

No	Mark	Frequency (MHz)	Reading (dBμV)	C.F (dB/m)	Measurement (dBμV/m)	Margin (dB)	Limit (dBμV/m)	Detector
1	*	5328.140	68.73	20.92	89.65	N/A	N/A	Average
2		5350.000	23.83	20.82	44.65	-9.35	54.00	Average

Notes:

1. " *", means this data is the worst emission level.
2. C.F (dB/m) = Antenna Factor (dB/m) + Cable Loss (dB)+ 16dB Attenuation (dB) -AMP (dB).
3. Measurement(dBμV/m) = Reading(dBμV) + C.F (dB/m).

Site	WZ-AC1	Test Date	2024-07-24
Test Engineer	Charles Zhang	Temp./Humidity	25.3°C/53.1%
Factor	BBHA 9120D_1457_1-18GHz	Polarity	Vertical
EUT	Mobile Computer	Test Voltage	By Battery
Test Mode	Transmit by 802.11ax-HE40 at 5310MHz RU242/62		

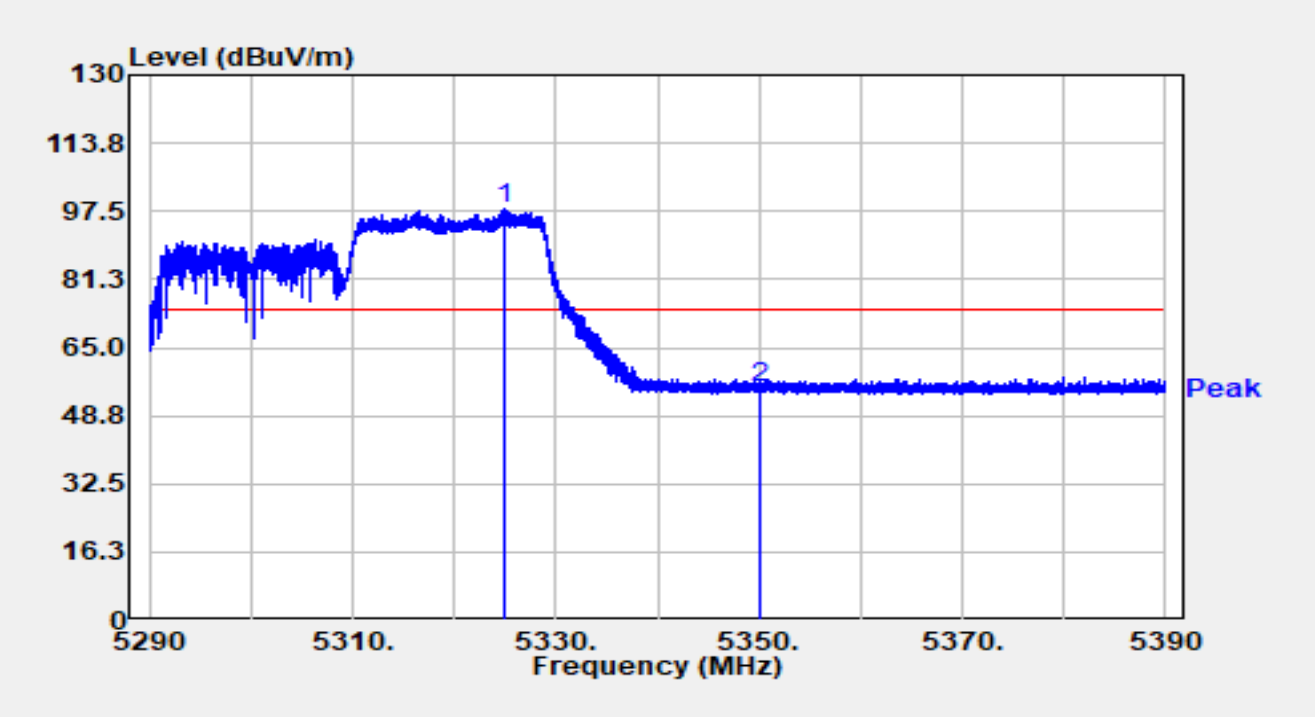

No	Mark	Frequency (MHz)	Reading (dBμV)	C.F (dB/m)	Measurement (dBμV/m)	Margin (dB)	Limit (dBμV/m)	Detector
1	*	5324.890	77.09	20.92	98.02	N/A	N/A	Peak
2		5350.000	34.82	20.82	55.64	-18.36	74.00	Peak

Notes:

1. " *", means this data is the worst emission level.

2. C.F (dB/m) = Antenna Factor (dB/m) + Cable Loss (dB)+ 16dB Attenuation (dB) -AMP (dB).

3. Measurement(dBμV/m) = Reading(dBμV) + C.F (dB/m).

Site	WZ-AC1	Test Date	2024-07-24
Test Engineer	Charles Zhang	Temp./Humidity	25.3°C/53.1%
Factor	BBHA 9120D_1457_1-18GHz	Polarity	Vertical
EUT	Mobile Computer	Test Voltage	By Battery
Test Mode	Transmit by 802.11ax-HE40 at 5310MHz RU242/62		

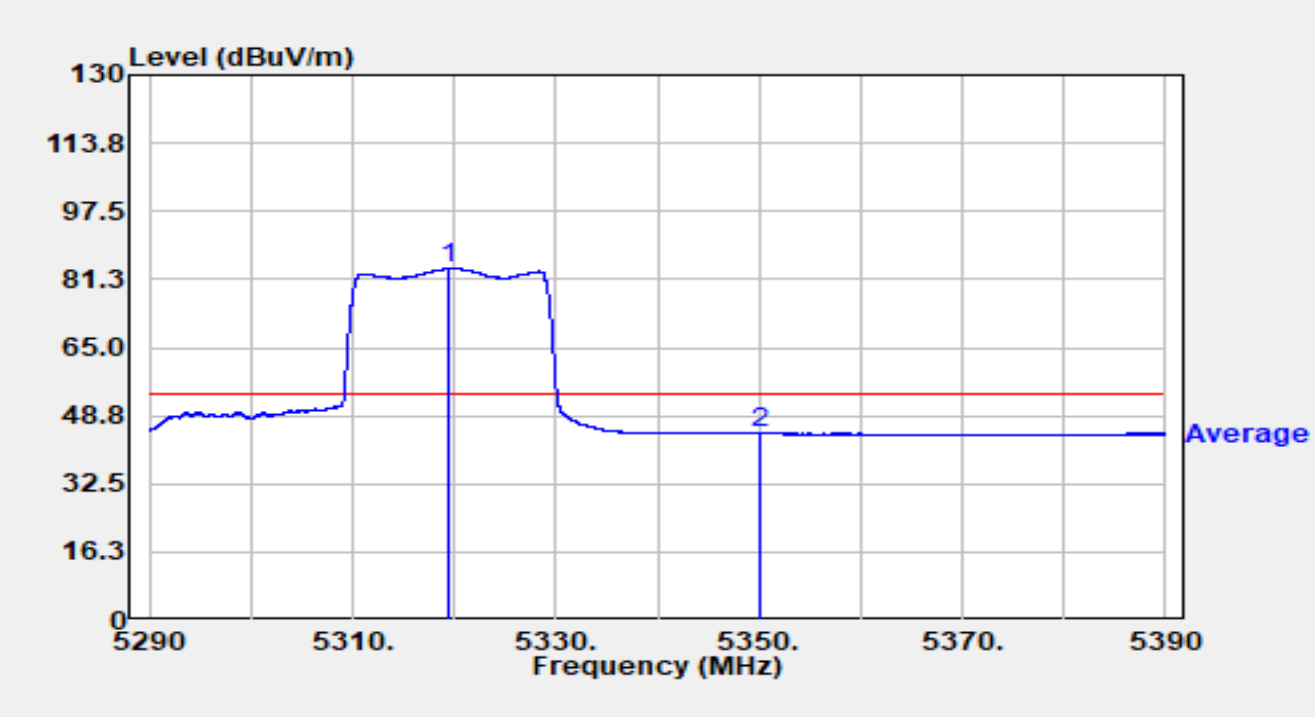

No	Mark	Frequency (MHz)	Reading (dBμV)	C.F (dB/m)	Measurement (dBμV/m)	Margin (dB)	Limit (dBμV/m)	Detector
1	*	5319.460	63.02	20.92	83.93	N/A	N/A	Average
2		5350.000	23.71	20.82	44.53	-9.47	54.00	Average

Notes:

1. " *", means this data is the worst emission level.
2. C.F (dB/m) = Antenna Factor (dB/m) + Cable Loss (dB)+ 16dB Attenuation (dB) -AMP (dB).
3. Measurement(dBμV/m) = Reading(dBμV) + C.F (dB/m).

Site	WZ-AC1	Test Date	2024-07-24
Test Engineer	Charles Zhang	Temp./Humidity	25.3°C/53.1%
Factor	BBHA 9120D_1457_1-18GHz	Polarity	Horizontal
EUT	Mobile Computer	Test Voltage	By Battery
Test Mode	Transmit by 802.11ax-HE40 at 5510MHz RU242/61		

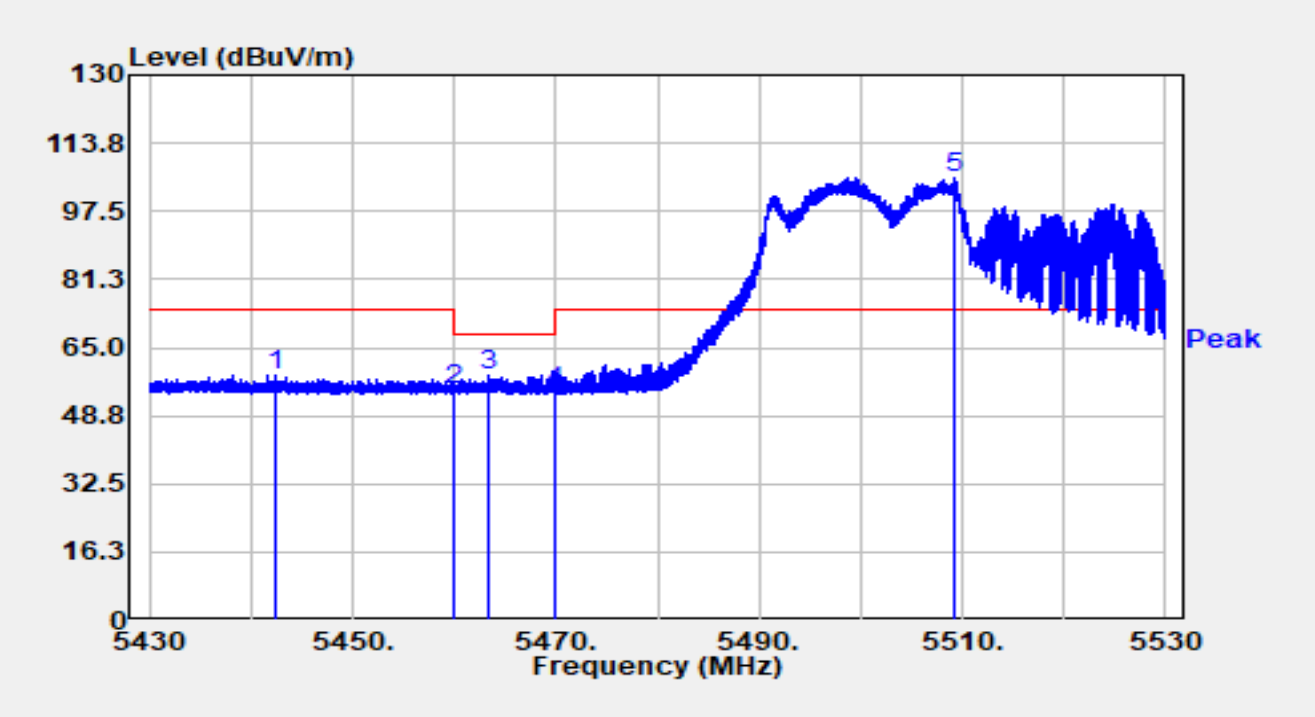

No	Mark	Frequency (MHz)	Reading (dBμV)	C.F (dB/m)	Measurement (dBμV/m)	Margin (dB)	Limit (dBμV/m)	Detector
1		5442.340	37.38	21.06	58.44	-15.56	74.00	Peak
2		5460.000	34.10	20.80	54.90	-13.30	68.20	Peak
3		5463.400	37.83	20.79	58.62	-9.58	68.20	Peak
4		5470.000	33.48	20.78	54.26	-13.94	68.20	Peak
5	*	5509.200	84.27	21.13	105.40	N/A	N/A	Peak

Notes:

1. " *", means this data is the worst emission level.

2. C.F (dB/m) = Antenna Factor (dB/m) + Cable Loss (dB)+ 16dB Attenuation (dB) -AMP (dB).

3. Measurement(dBμV/m) = Reading(dBμV) + C.F (dB/m).

Site	WZ-AC1	Test Date	2024-07-24
Test Engineer	Charles Zhang	Temp./Humidity	25.3°C/53.1%
Factor	BBHA 9120D_1457_1-18GHz	Polarity	Horizontal
EUT	Mobile Computer	Test Voltage	By Battery
Test Mode	Transmit by 802.11ax-HE40 at 5510MHz RU242/61		

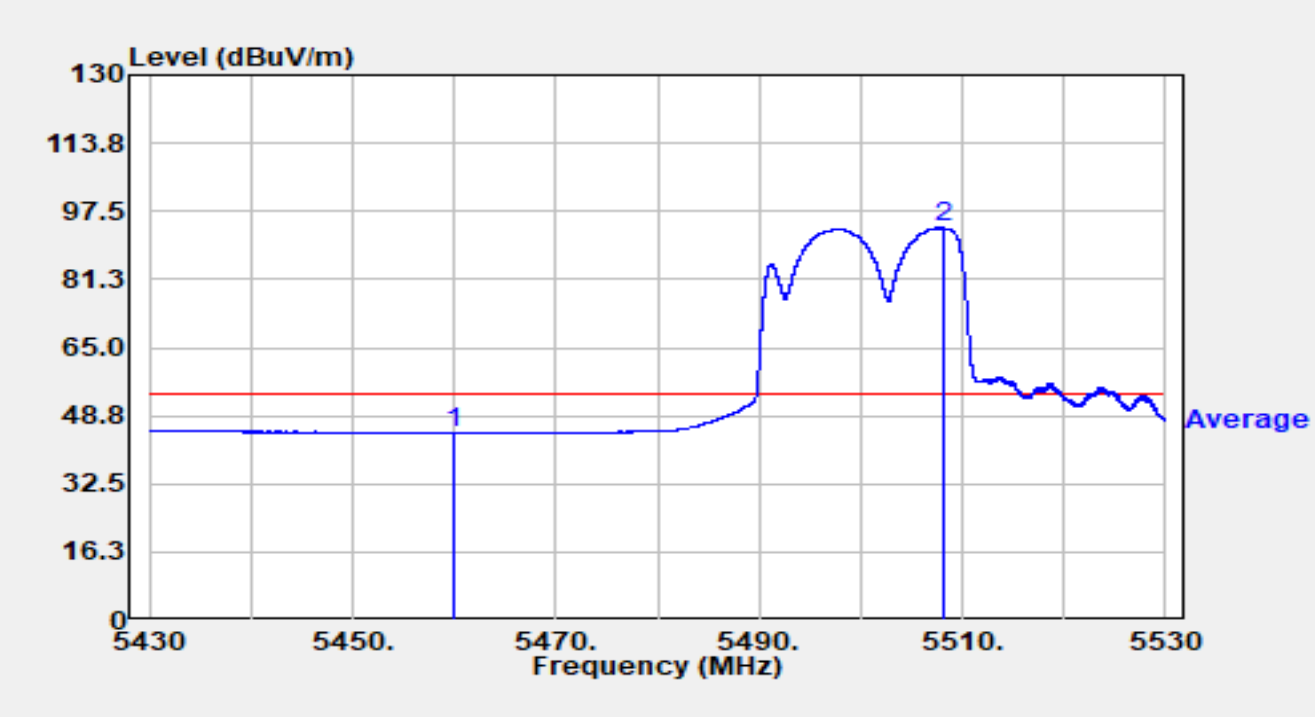

No	Mark	Frequency (MHz)	Reading (dBμV)	C.F (dB/m)	Measurement (dBμV/m)	Margin (dB)	Limit (dBμV/m)	Detector
1		5460.000	23.76	20.80	44.56	-9.44	54.00	Average
2	*	5508.120	72.37	21.14	93.51	N/A	N/A	Average

Notes:

1. " *", means this data is the worst emission level.

2. C.F (dB/m) = Antenna Factor (dB/m) + Cable Loss (dB)+ 16dB Attenuation (dB) -AMP (dB).

3. Measurement(dBμV/m) = Reading(dBμV) + C.F (dB/m).

Site	WZ-AC1	Test Date	2024-07-24
Test Engineer	Charles Zhang	Temp./Humidity	25.3°C/53.1%
Factor	BBHA 9120D_1457_1-18GHz	Polarity	Vertical
EUT	Mobile Computer	Test Voltage	By Battery
Test Mode	Transmit by 802.11ax-HE40 at 5510MHz RU242/61		

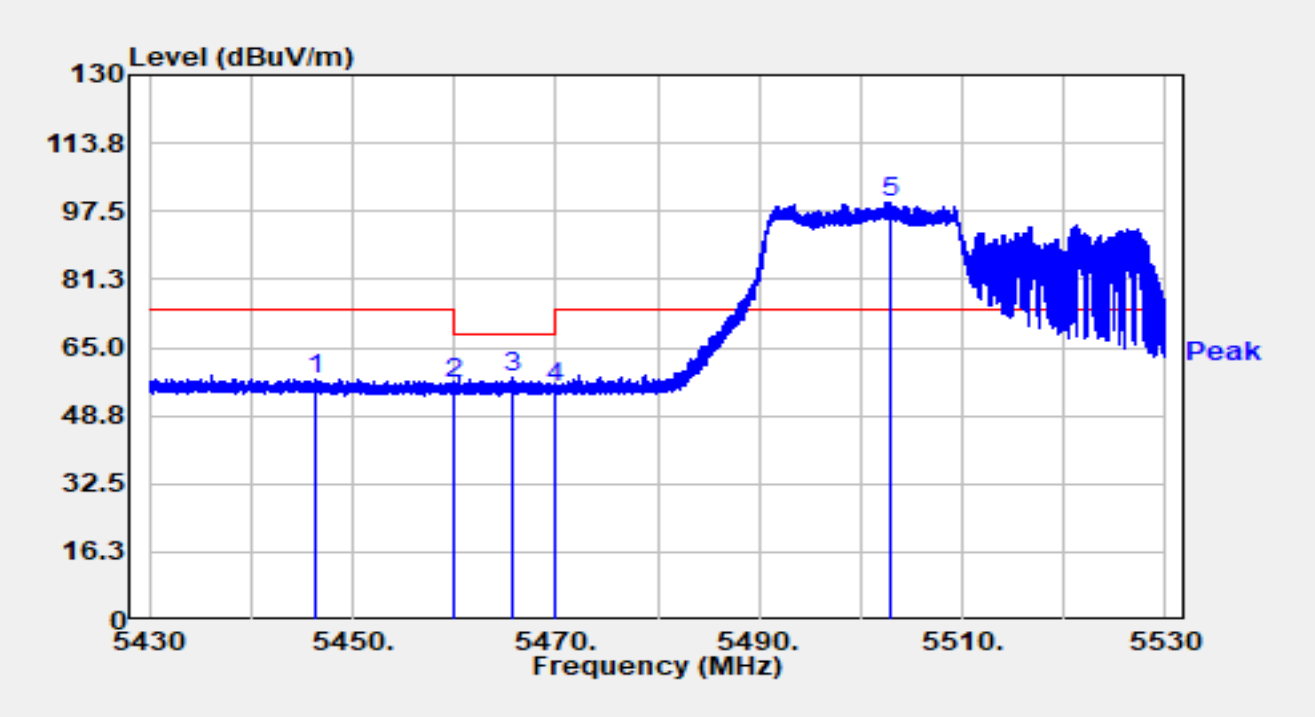

No	Mark	Frequency (MHz)	Reading (dBμV)	C.F (dB/m)	Measurement (dBμV/m)	Margin (dB)	Limit (dBμV/m)	Detector
1		5446.330	36.38	20.97	57.34	-16.66	74.00	Peak
2		5460.000	35.40	20.80	56.20	-12.00	68.20	Peak
3		5465.800	36.91	20.79	57.69	-10.51	68.20	Peak
4		5470.000	34.77	20.78	55.55	-12.65	68.20	Peak
5	*	5502.840	78.40	21.15	99.55	N/A	N/A	Peak

Notes:

1. " *", means this data is the worst emission level.

2. C.F (dB/m) = Antenna Factor (dB/m) + Cable Loss (dB)+ 16dB Attenuation (dB) -AMP (dB).

3. Measurement(dBμV/m) = Reading(dBμV) + C.F (dB/m).

Site	WZ-AC1	Test Date	2024-07-24
Test Engineer	Charles Zhang	Temp./Humidity	25.3°C/53.1%
Factor	BBHA 9120D_1457_1-18GHz	Polarity	Vertical
EUT	Mobile Computer	Test Voltage	By Battery
Test Mode	Transmit by 802.11ax-HE40 at 5510MHz RU242/61		

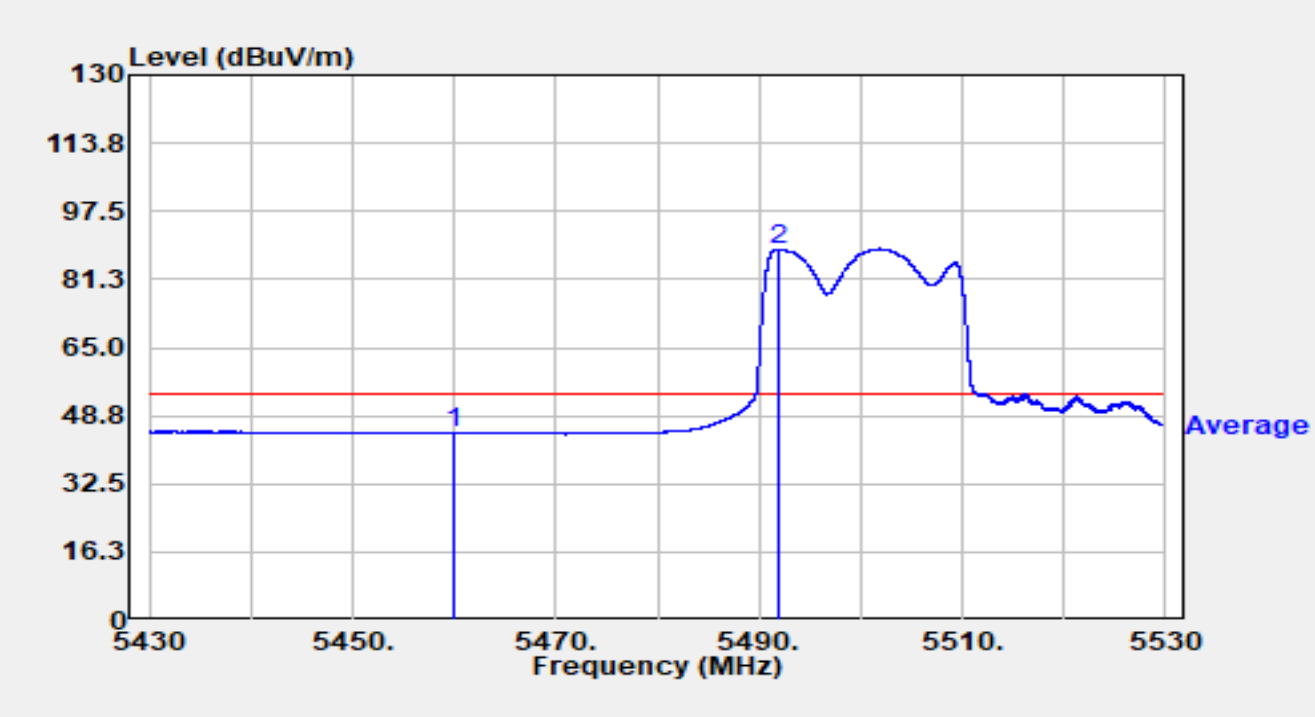

No	Mark	Frequency (MHz)	Reading (dBμV)	C.F (dB/m)	Measurement (dBμV/m)	Margin (dB)	Limit (dBμV/m)	Detector
1		5460.000	23.66	20.80	44.46	-9.54	54.00	Average
2	*	5491.850	67.43	21.11	88.54	N/A	N/A	Average

Notes:

1. " *", means this data is the worst emission level.

2. C.F (dB/m) = Antenna Factor (dB/m) + Cable Loss (dB)+ 16dB Attenuation (dB) -AMP (dB).

3. Measurement(dBμV/m) = Reading(dBμV) + C.F (dB/m).

Site	WZ-AC1	Test Date	2024-07-24
Test Engineer	Charles Zhang	Temp./Humidity	25.3°C/53.1%
Factor	BBHA 9120D_1457_1-18GHz	Polarity	Horizontal
EUT	Mobile Computer	Test Voltage	By Battery
Test Mode	Transmit by 802.11ax-HE40 at 5670MHz RU242/62		

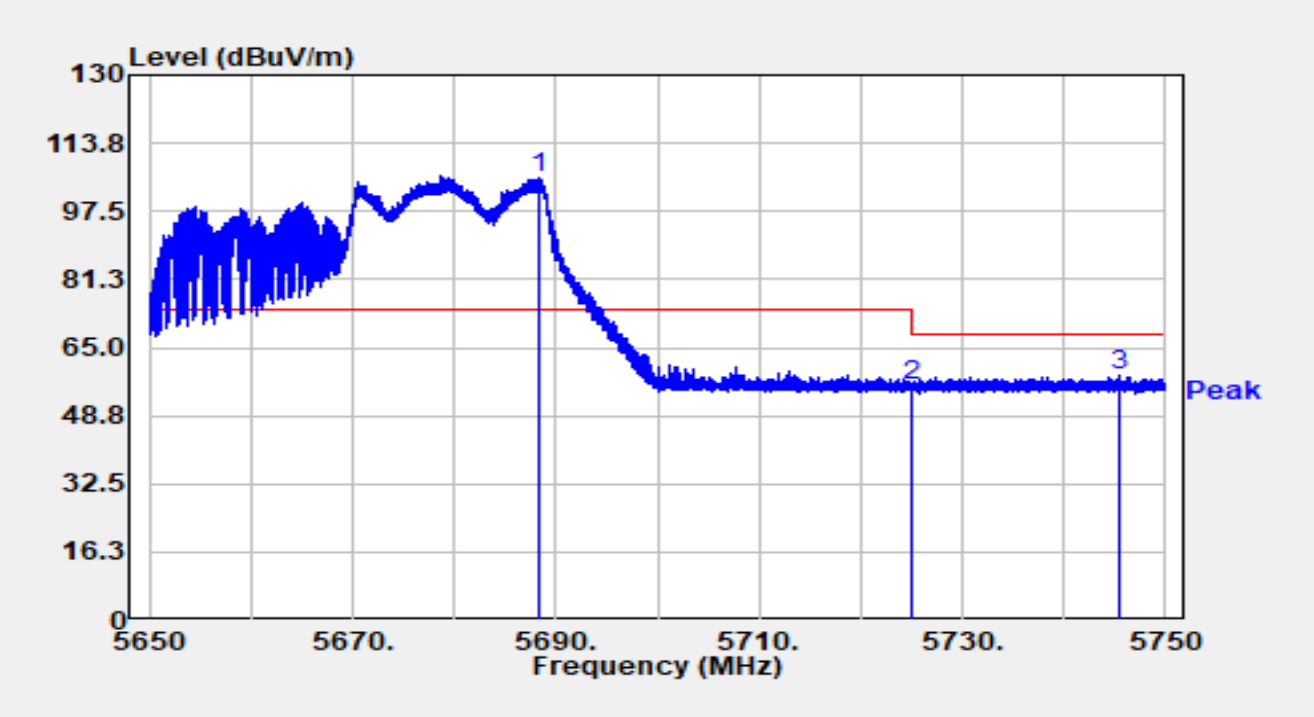

No	Mark	Frequency (MHz)	Reading (dBμV)	C.F (dB/m)	Measurement (dBμV/m)	Margin (dB)	Limit (dBμV/m)	Detector
1	*	5688.360	84.24	21.42	105.66	N/A	N/A	Peak
2		5725.000	34.62	21.19	55.81	-12.39	68.20	Peak
3		5745.350	37.00	21.38	58.38	-9.82	68.20	Peak

Notes:

1. " *", means this data is the worst emission level.

2. C.F (dB/m) = Antenna Factor (dB/m) + Cable Loss (dB)+ 16dB Attenuation (dB) -AMP (dB).

3. Measurement(dBμV/m) = Reading(dBμV) + C.F (dB/m).

Site	WZ-AC1	Test Date	2024-07-24
Test Engineer	Charles Zhang	Temp./Humidity	25.3°C/53.1%
Factor	BBHA 9120D_1457_1-18GHz	Polarity	Vertical
EUT	Mobile Computer	Test Voltage	By Battery
Test Mode	Transmit by 802.11ax-HE40 at 5670MHz RU242/62		

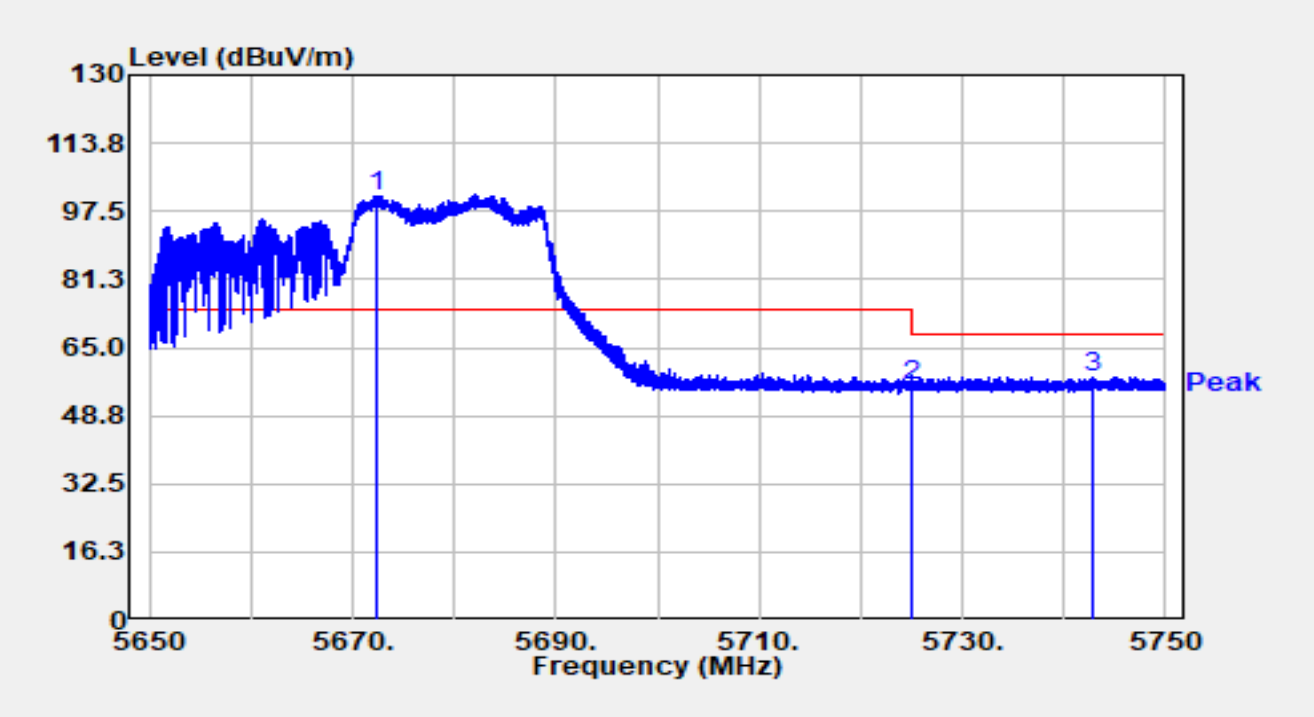

No	Mark	Frequency (MHz)	Reading (dBμV)	C.F (dB/m)	Measurement (dBμV/m)	Margin (dB)	Limit (dBμV/m)	Detector
1	*	5672.370	79.90	21.22	101.13	N/A	N/A	Peak
2		5725.000	34.69	21.19	55.88	-12.32	68.20	Peak
3		5742.860	36.61	21.36	57.97	-10.23	68.20	Peak

Notes:

1. " *", means this data is the worst emission level.

2. C.F (dB/m) = Antenna Factor (dB/m) + Cable Loss (dB)+ 16dB Attenuation (dB) -AMP (dB).

3. Measurement(dBμV/m) = Reading(dBμV) + C.F (dB/m).

Site	WZ-AC1	Test Date	2024-07-24
Test Engineer	Charles Zhang	Temp./Humidity	25.3°C/53.1%
Factor	BBHA 9120D_1457_1-18GHz	Polarity	Horizontal
EUT	Mobile Computer	Test Voltage	By Battery
Test Mode	Transmit by 802.11ax-HE40 at 5755MHz RU242/61		

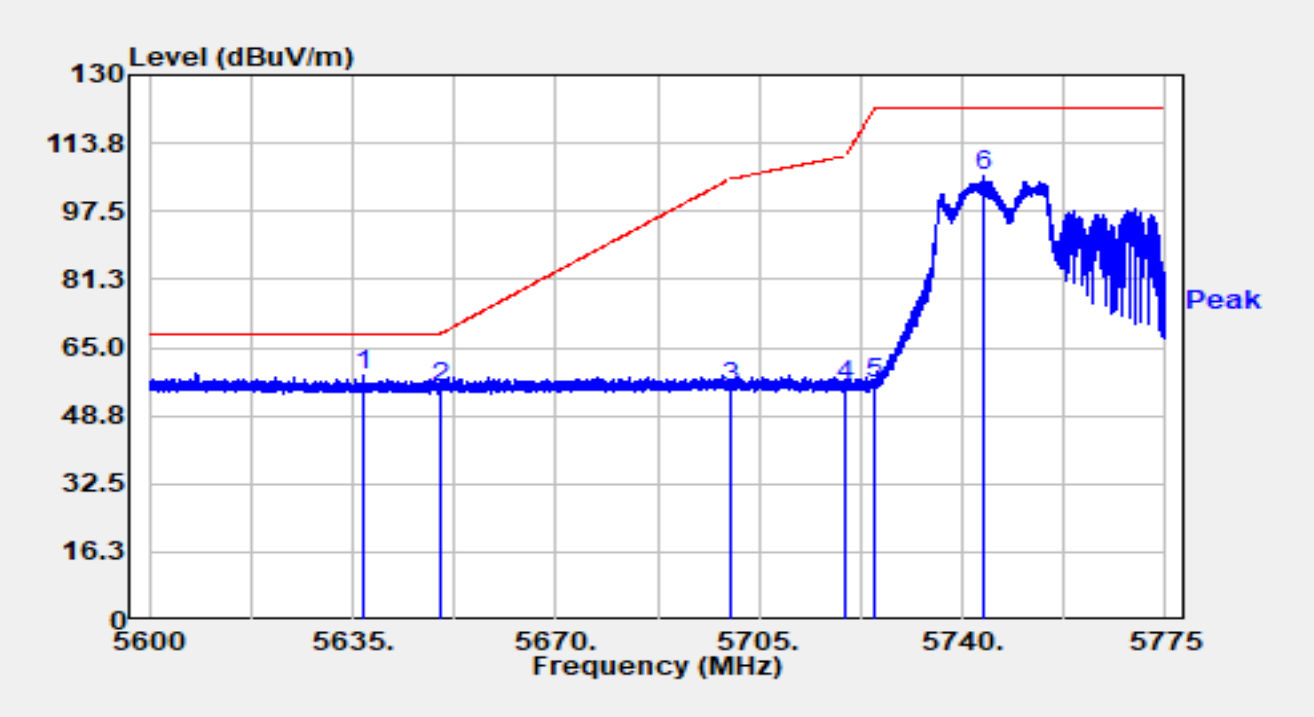

No	Mark	Frequency (MHz)	Reading (dBμV)	C.F (dB/m)	Measurement (dBμV/m)	Margin (dB)	Limit (dBμV/m)	Detector
1	*	5637.030	37.29	20.94	58.23	-9.97	68.20	Peak
2		5649.998	34.34	20.96	55.30	-12.90	68.20	Peak
3		5700.000	34.09	21.41	55.50	-49.70	105.20	Peak
4		5720.000	34.63	21.24	55.86	-54.94	110.80	Peak
5		5725.000	35.22	21.19	56.41	-65.79	122.20	Peak
6		5743.658	84.60	21.36	105.96	N/A	N/A	Peak

Notes:

1. " *", means this data is the worst emission level.
2. C.F (dB/m) = Antenna Factor (dB/m) + Cable Loss (dB)+ 16dB Attenuation (dB) -AMP (dB).
3. Measurement(dBμV/m) = Reading(dBμV) + C.F (dB/m).

Site	WZ-AC1	Test Date	2024-07-24
Test Engineer	Charles Zhang	Temp./Humidity	25.3°C/53.1%
Factor	BBHA 9120D_1457_1-18GHz	Polarity	Vertical
EUT	Mobile Computer	Test Voltage	By Battery
Test Mode	Transmit by 802.11ax-HE40 at 5755MHz RU242/61		

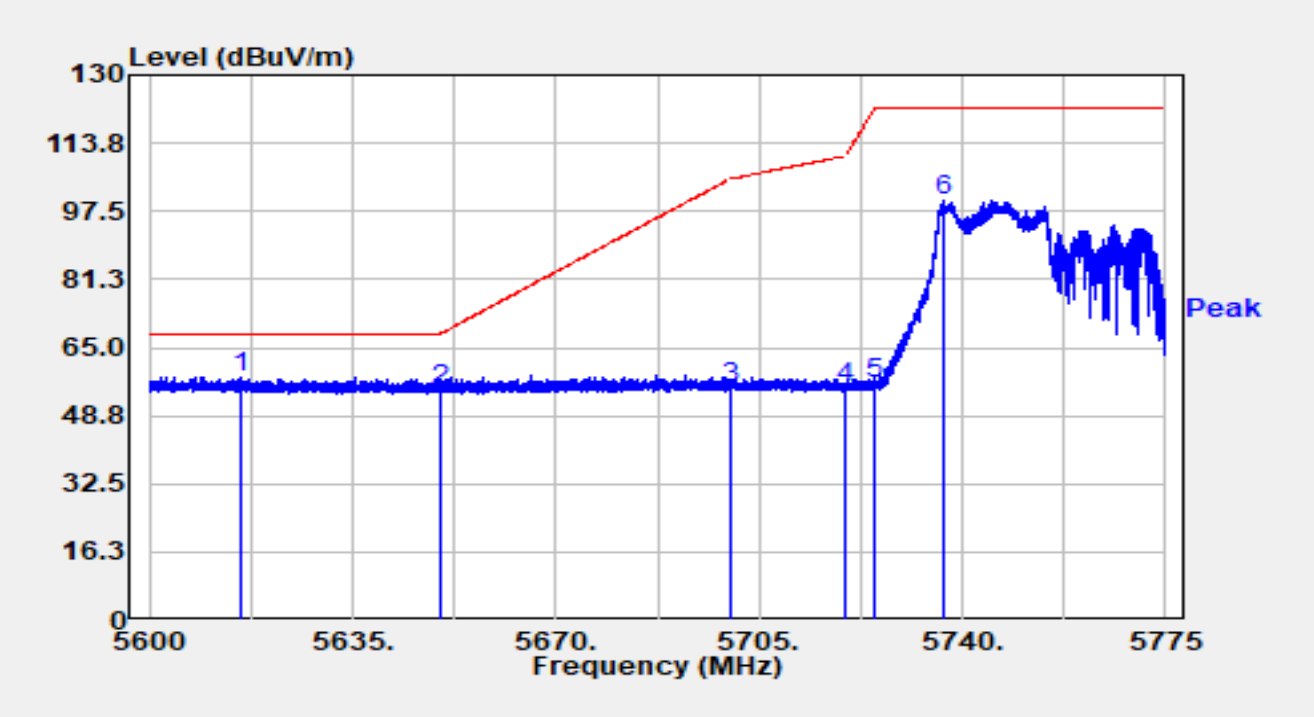

No	Mark	Frequency (MHz)	Reading (dBμV)	C.F (dB/m)	Measurement (dBμV/m)	Margin (dB)	Limit (dBμV/m)	Detector
1	*	5615.680	36.96	21.17	58.12	-10.08	68.20	Peak
2		5649.998	34.22	20.96	55.18	-13.02	68.20	Peak
3		5700.000	34.02	21.41	55.43	-49.77	105.20	Peak
4		5720.000	34.14	21.24	55.37	-55.43	110.80	Peak
5		5725.000	35.19	21.19	56.38	-65.82	122.20	Peak
6		5736.710	78.70	21.29	99.99	N/A	N/A	Peak

Notes:

1. " *", means this data is the worst emission level.

2. C.F (dB/m) = Antenna Factor (dB/m) + Cable Loss (dB)+ 16dB Attenuation (dB) -AMP (dB).

3. Measurement(dBμV/m) = Reading(dBμV) + C.F (dB/m).

Site	WZ-AC1	Test Date	2024-07-24
Test Engineer	Charles Zhang	Temp./Humidity	25.3°C/53.1%
Factor	BBHA 9120D_1457_1-18GHz	Polarity	Horizontal
EUT	Mobile Computer	Test Voltage	By Battery
Test Mode	Transmit by 802.11ax-HE40 at 5795MHz RU242/62		

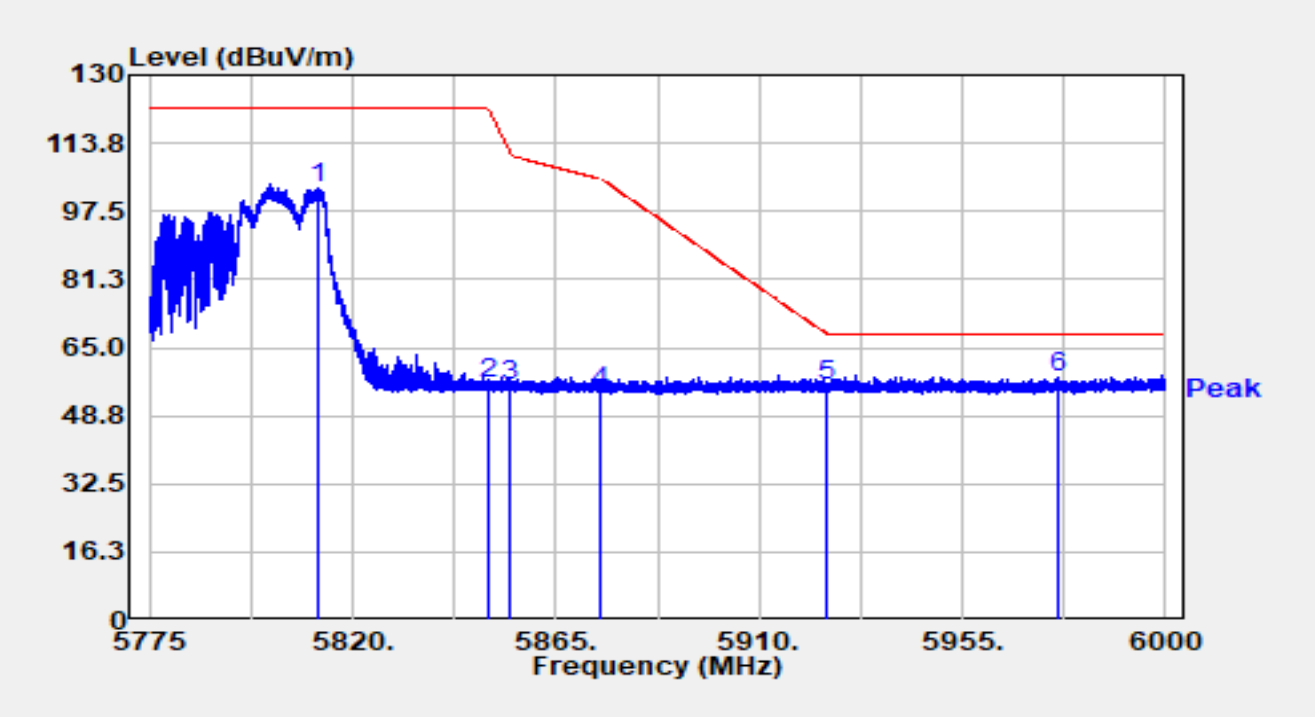

No	Mark	Frequency (MHz)	Reading (dBμV)	C.F (dB/m)	Measurement (dBμV/m)	Margin (dB)	Limit (dBμV/m)	Detector
1		5812.553	81.45	21.54	102.99	N/A	N/A	Peak
2		5849.993	34.85	21.73	56.58	-65.62	122.20	Peak
3		5855.000	34.46	21.70	56.16	-54.64	110.80	Peak
4		5875.000	33.06	21.54	54.60	-50.60	105.20	Peak
5		5925.000	34.16	21.64	55.80	-12.40	68.20	Peak
6	*	5976.172	36.51	21.48	57.98	-10.22	68.20	Peak

Notes:

1. " *", means this data is the worst emission level.

2. C.F (dB/m) = Antenna Factor (dB/m) + Cable Loss (dB)+ 16dB Attenuation (dB) -AMP (dB).

3. Measurement(dBμV/m) = Reading(dBμV) + C.F (dB/m).

Site	WZ-AC1	Test Date	2024-07-24
Test Engineer	Charles Zhang	Temp./Humidity	25.3°C/53.1%
Factor	BBHA 9120D_1457_1-18GHz	Polarity	Vertical
EUT	Mobile Computer	Test Voltage	By Battery
Test Mode	Transmit by 802.11ax-HE40 at 5795MHz RU242/62		

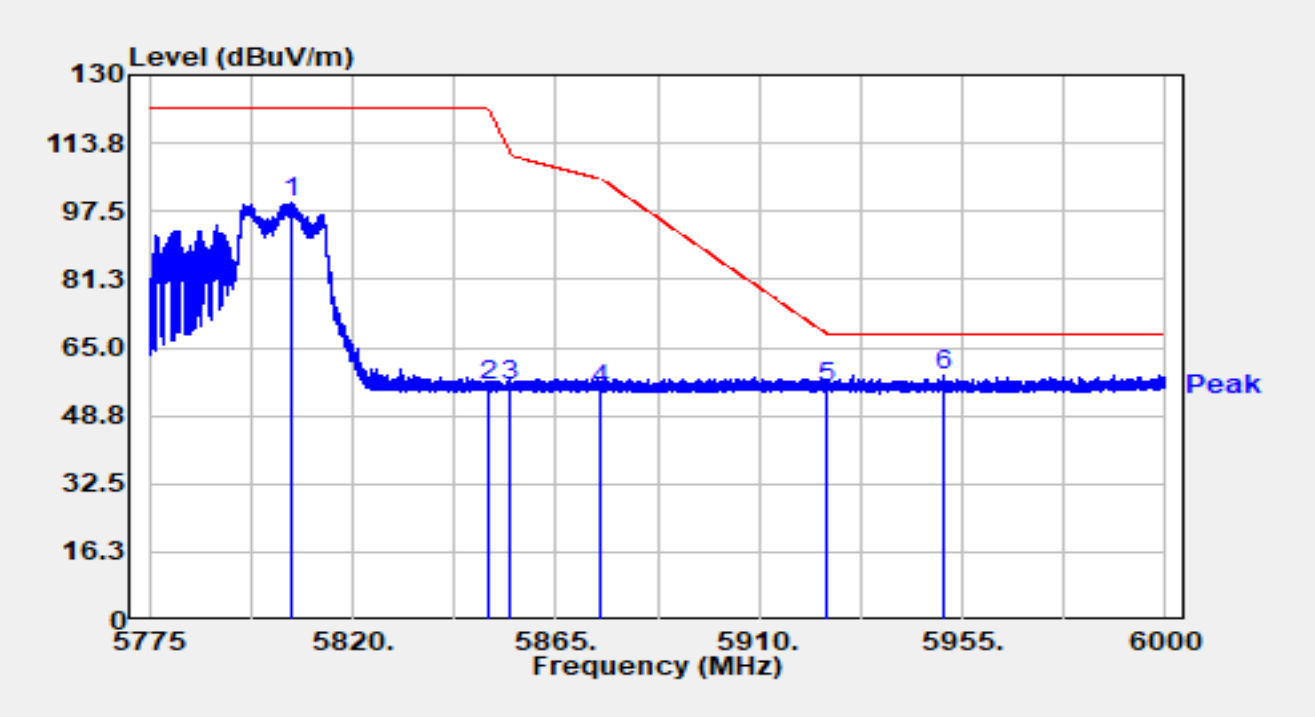

No	Mark	Frequency (MHz)	Reading (dBμV)	C.F (dB/m)	Measurement (dBμV/m)	Margin (dB)	Limit (dBμV/m)	Detector
1		5806.635	77.89	21.53	99.42	N/A	N/A	Peak
2		5849.993	34.25	21.73	55.97	-66.23	122.20	Peak
3		5855.000	34.19	21.70	55.90	-54.90	110.80	Peak
4		5875.000	33.55	21.54	55.09	-50.11	105.20	Peak
5		5925.000	33.61	21.64	55.25	-12.95	68.20	Peak
6	*	5950.973	36.60	21.55	58.15	-10.05	68.20	Peak

Notes:

1. " *", means this data is the worst emission level.

2. C.F (dB/m) = Antenna Factor (dB/m) + Cable Loss (dB)+ 16dB Attenuation (dB) -AMP (dB).

3. Measurement(dBμV/m) = Reading(dBμV) + C.F (dB/m).

Site	WZ-AC1	Test Date	2024-07-24
Test Engineer	Charles Zhang	Temp./Humidity	25.3°C/53.1%
Factor	BBHA 9120D_1457_1-18GHz	Polarity	Horizontal
EUT	Mobile Computer	Test Voltage	By Battery
Test Mode	Transmit by 802.11ax-HE80 at 5210MHz RU484/65		

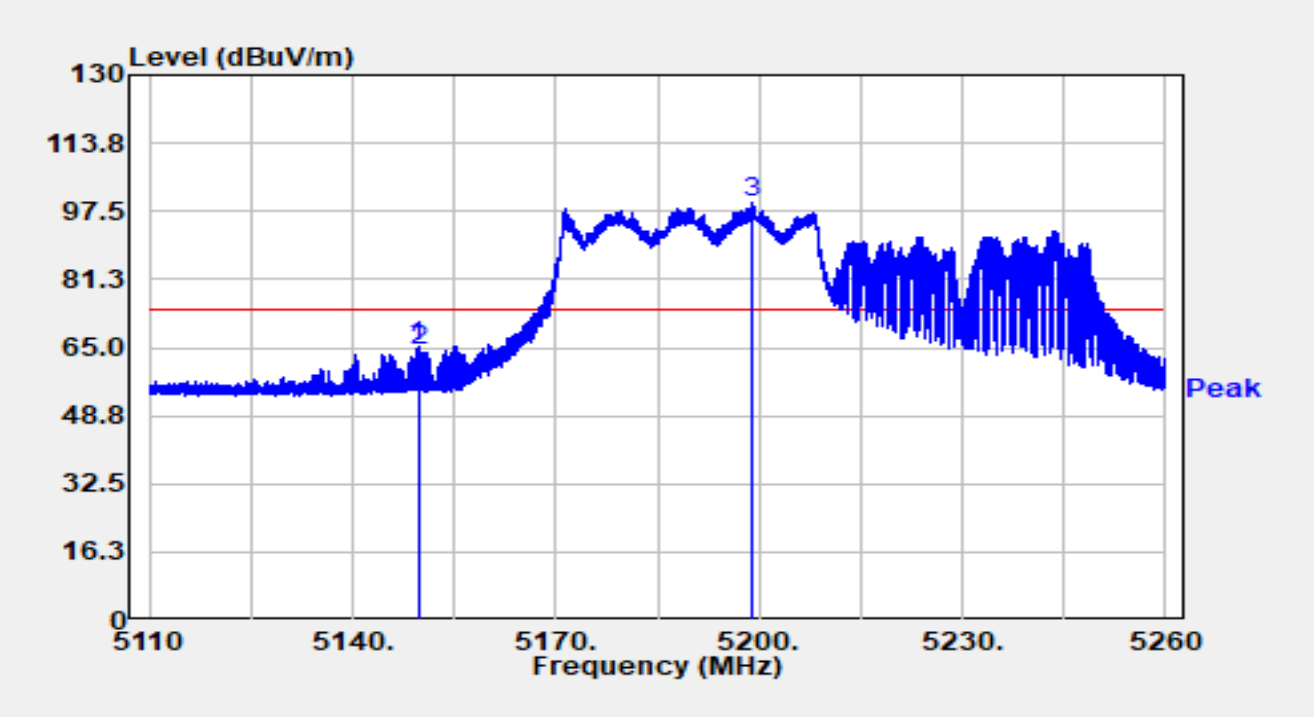

No	Mark	Frequency (MHz)	Reading (dBμV)	C.F (dB/m)	Measurement (dBμV/m)	Margin (dB)	Limit (dBμV/m)	Detector
1		5149.645	44.35	20.96	65.31	-8.69	74.00	Peak
2		5150.000	43.44	20.96	64.39	-9.61	74.00	Peak
3	*	5199.055	78.89	20.50	99.38	N/A	N/A	Peak

Notes:

1. " *", means this data is the worst emission level.

2. C.F (dB/m) = Antenna Factor (dB/m) + Cable Loss (dB)+ 16dB Attenuation (dB) -AMP (dB).

3. Measurement(dBμV/m) = Reading(dBμV) + C.F (dB/m).

Site	WZ-AC1	Test Date	2024-07-24
Test Engineer	Charles Zhang	Temp./Humidity	25.3°C/53.1%
Factor	BBHA 9120D_1457_1-18GHz	Polarity	Horizontal
EUT	Mobile Computer	Test Voltage	By Battery
Test Mode	Transmit by 802.11ax-HE80 at 5210MHz RU484/65		

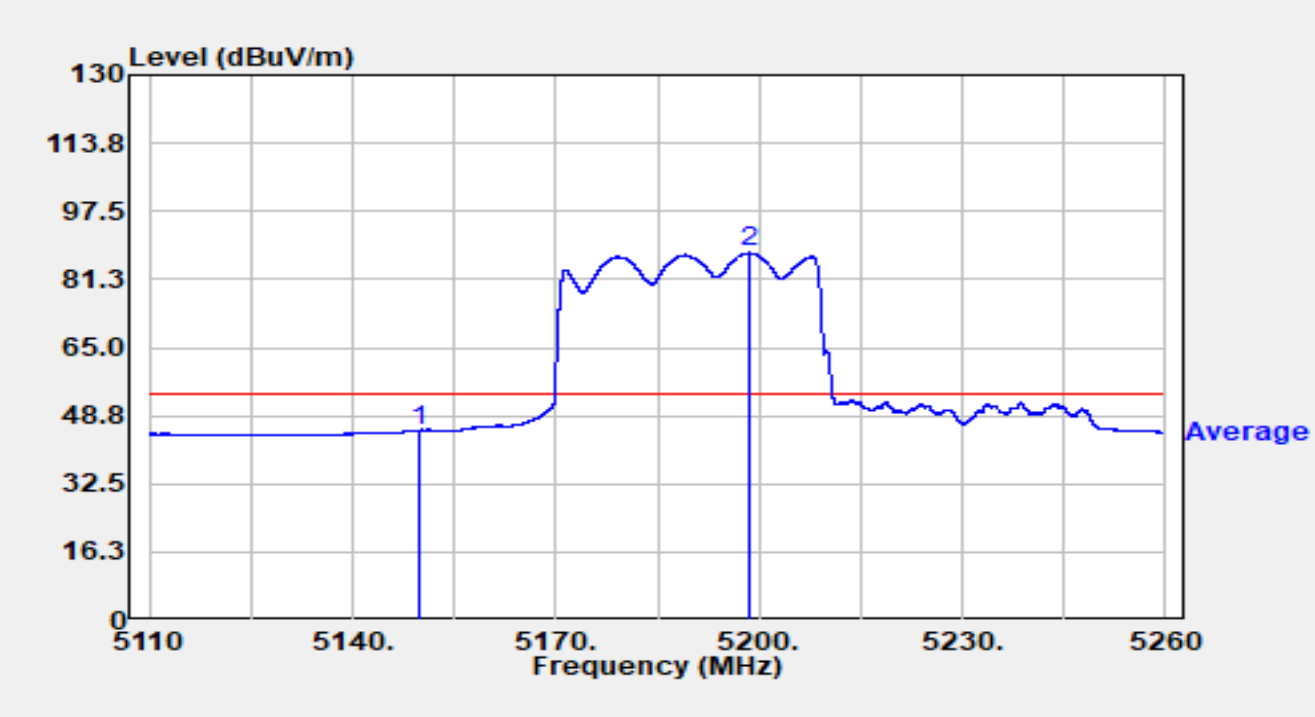

No	Mark	Frequency (MHz)	Reading (dBμV)	C.F (dB/m)	Measurement (dBμV/m)	Margin (dB)	Limit (dBμV/m)	Detector
1		5150.005	24.34	20.96	45.30	-8.70	54.00	Average
2	*	5198.710	67.07	20.50	87.57	N/A	N/A	Average

Notes:

1. " *", means this data is the worst emission level.

2. C.F (dB/m) = Antenna Factor (dB/m) + Cable Loss (dB)+ 16dB Attenuation (dB) -AMP (dB).

3. Measurement(dBμV/m) = Reading(dBμV) + C.F (dB/m).

Site	WZ-AC1	Test Date	2024-07-24
Test Engineer	Charles Zhang	Temp./Humidity	25.3°C/53.1%
Factor	BBHA 9120D_1457_1-18GHz	Polarity	Vertical
EUT	Mobile Computer	Test Voltage	By Battery
Test Mode	Transmit by 802.11ax-HE80 at 5210MHz RU484/65		

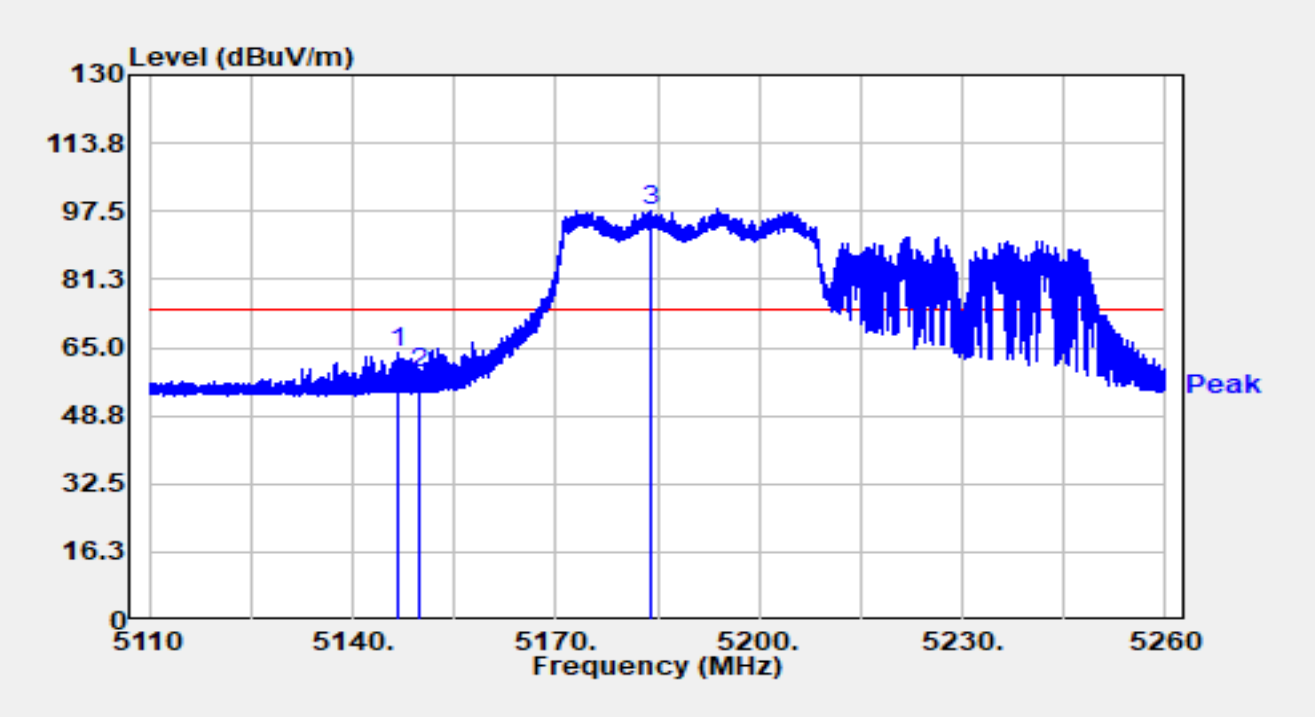

No	Mark	Frequency (MHz)	Reading (dBμV)	C.F (dB/m)	Measurement (dBμV/m)	Margin (dB)	Limit (dBμV/m)	Detector
1		5146.825	42.81	20.94	63.75	-10.25	74.00	Peak
2		5150.000	37.99	20.96	58.95	-15.05	74.00	Peak
3	*	5184.085	76.83	20.67	97.50	N/A	N/A	Peak

Notes:

1. " *", means this data is the worst emission level.

2. C.F (dB/m) = Antenna Factor (dB/m) + Cable Loss (dB)+ 16dB Attenuation (dB) -AMP (dB).

3. Measurement(dBμV/m) = Reading(dBμV) + C.F (dB/m).

Site	WZ-AC1	Test Date	2024-07-24
Test Engineer	Charles Zhang	Temp./Humidity	25.3°C/53.1%
Factor	BBHA 9120D_1457_1-18GHz	Polarity	Vertical
EUT	Mobile Computer	Test Voltage	By Battery
Test Mode	Transmit by 802.11ax-HE80 at 5210MHz RU484/65		

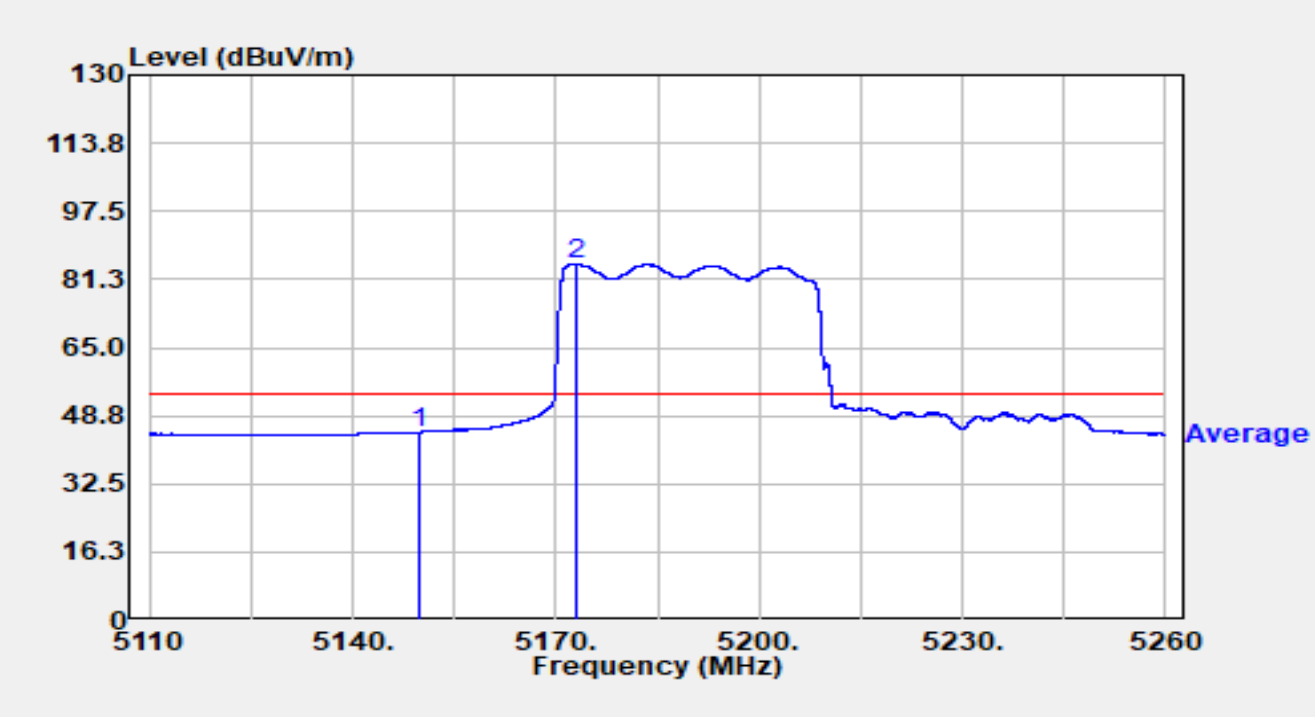

No	Mark	Frequency (MHz)	Reading (dBμV)	C.F (dB/m)	Measurement (dBμV/m)	Margin (dB)	Limit (dBμV/m)	Detector
1		5150.000	23.85	20.96	44.81	-9.19	54.00	Average
2	*	5172.970	64.13	20.79	84.93	N/A	N/A	Average

Notes:

1. " *", means this data is the worst emission level.

2. C.F (dB/m) = Antenna Factor (dB/m) + Cable Loss (dB)+ 16dB Attenuation (dB) -AMP (dB).

3. Measurement(dBμV/m) = Reading(dBμV) + C.F (dB/m).

Site	WZ-AC1	Test Date	2024-07-24
Test Engineer	Charles Zhang	Temp./Humidity	25.3°C/53.1%
Factor	BBHA 9120D_1457_1-18GHz	Polarity	Horizontal
EUT	Mobile Computer	Test Voltage	By Battery
Test Mode	Transmit by 802.11ax-HE80 at 5290MHz RU484/66		

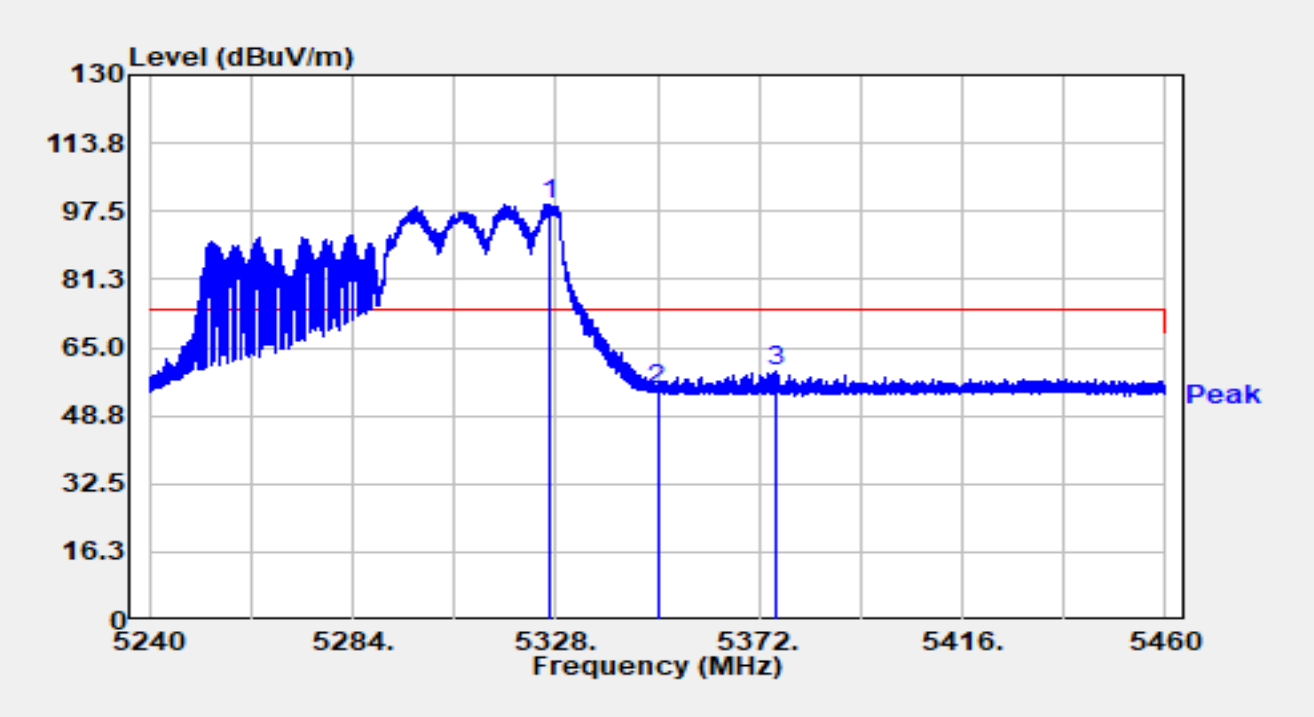

No	Mark	Frequency (MHz)	Reading (dBμV)	C.F (dB/m)	Measurement (dBμV/m)	Margin (dB)	Limit (dBμV/m)	Detector
1	*	5326.768	78.33	20.92	99.25	N/A	N/A	Peak
2		5350.000	34.28	20.82	55.10	-18.90	74.00	Peak
3		5375.740	38.56	20.61	59.17	-14.83	74.00	Peak

Notes:

1. " *", means this data is the worst emission level.

2. C.F (dB/m) = Antenna Factor (dB/m) + Cable Loss (dB)+ 16dB Attenuation (dB) -AMP (dB).

3. Measurement(dBμV/m) = Reading(dBμV) + C.F (dB/m).

Site	WZ-AC1	Test Date	2024-07-24
Test Engineer	Charles Zhang	Temp./Humidity	25.3°C/53.1%
Factor	BBHA 9120D_1457_1-18GHz	Polarity	Horizontal
EUT	Mobile Computer	Test Voltage	By Battery
Test Mode	Transmit by 802.11ax-HE80 at 5290MHz RU484/66		

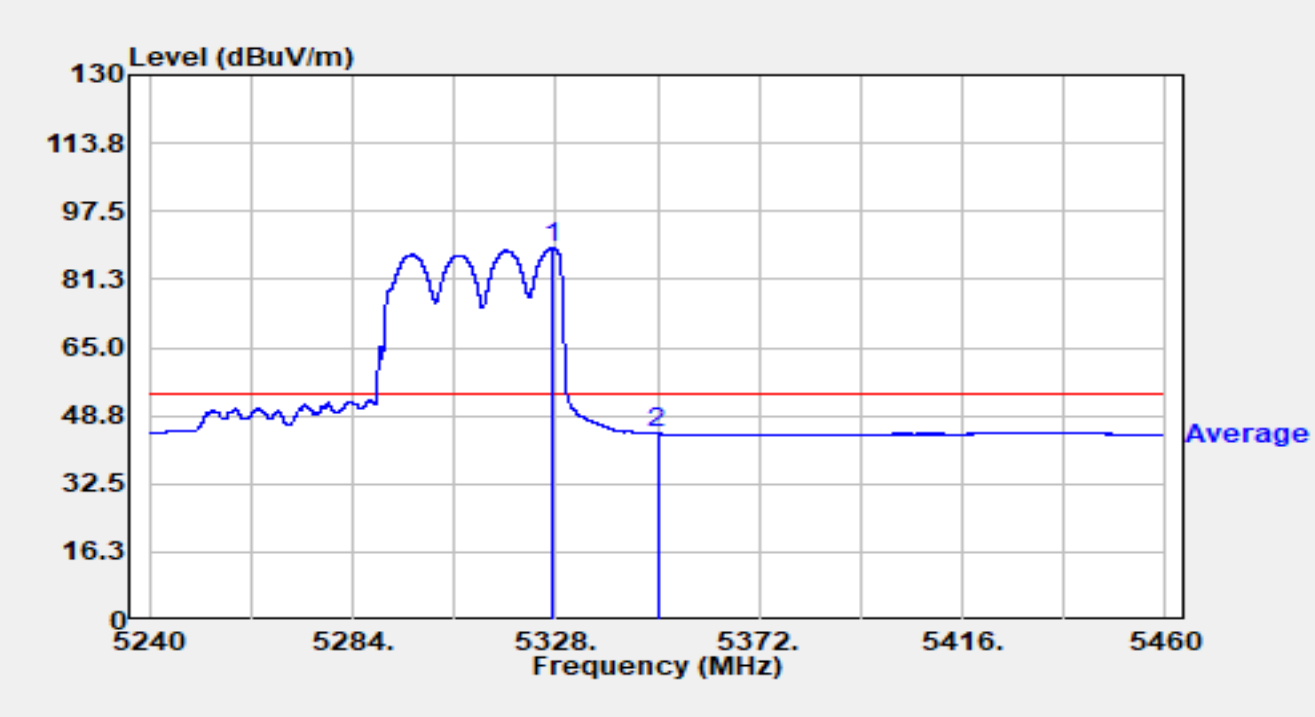

No	Mark	Frequency (MHz)	Reading (dBμV)	C.F (dB/m)	Measurement (dBμV/m)	Margin (dB)	Limit (dBμV/m)	Detector
1	*	5327.384	67.83	20.92	88.75	N/A	N/A	Average
2		5350.000	23.68	20.82	44.50	-9.50	54.00	Average

Notes:

1. " *", means this data is the worst emission level.

2. C.F (dB/m) = Antenna Factor (dB/m) + Cable Loss (dB)+ 16dB Attenuation (dB) -AMP (dB).

3. Measurement(dBμV/m) = Reading(dBμV) + C.F (dB/m).

Site	WZ-AC1	Test Date	2024-07-24
Test Engineer	Charles Zhang	Temp./Humidity	25.3°C/53.1%
Factor	BBHA 9120D_1457_1-18GHz	Polarity	Vertical
EUT	Mobile Computer	Test Voltage	By Battery
Test Mode	Transmit by 802.11ax-HE80 at 5290MHz RU484/66		

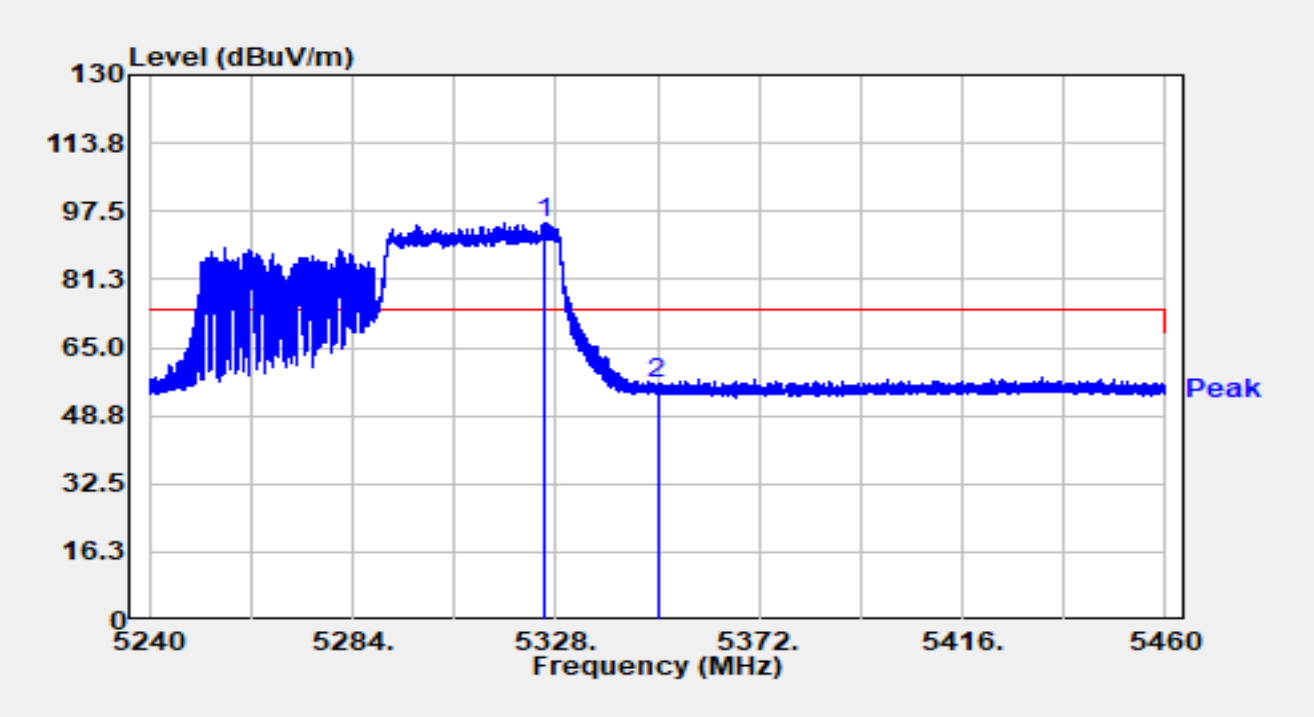

No	Mark	Frequency (MHz)	Reading (dBμV)	C.F (dB/m)	Measurement (dBμV/m)	Margin (dB)	Limit (dBμV/m)	Detector
1	*	5325.690	73.70	20.92	94.62	N/A	N/A	Peak
2		5350.000	35.58	20.82	56.40	-17.60	74.00	Peak

Notes:

1. " *", means this data is the worst emission level.
2. C.F (dB/m) = Antenna Factor (dB/m) + Cable Loss (dB)+ 16dB Attenuation (dB) -AMP (dB).
3. Measurement(dBμV/m) = Reading(dBμV) + C.F (dB/m).

Site	WZ-AC1	Test Date	2024-07-24
Test Engineer	Charles Zhang	Temp./Humidity	25.3°C/53.1%
Factor	BBHA 9120D_1457_1-18GHz	Polarity	Vertical
EUT	Mobile Computer	Test Voltage	By Battery
Test Mode	Transmit by 802.11ax-HE80 at 5290MHz RU484/66		

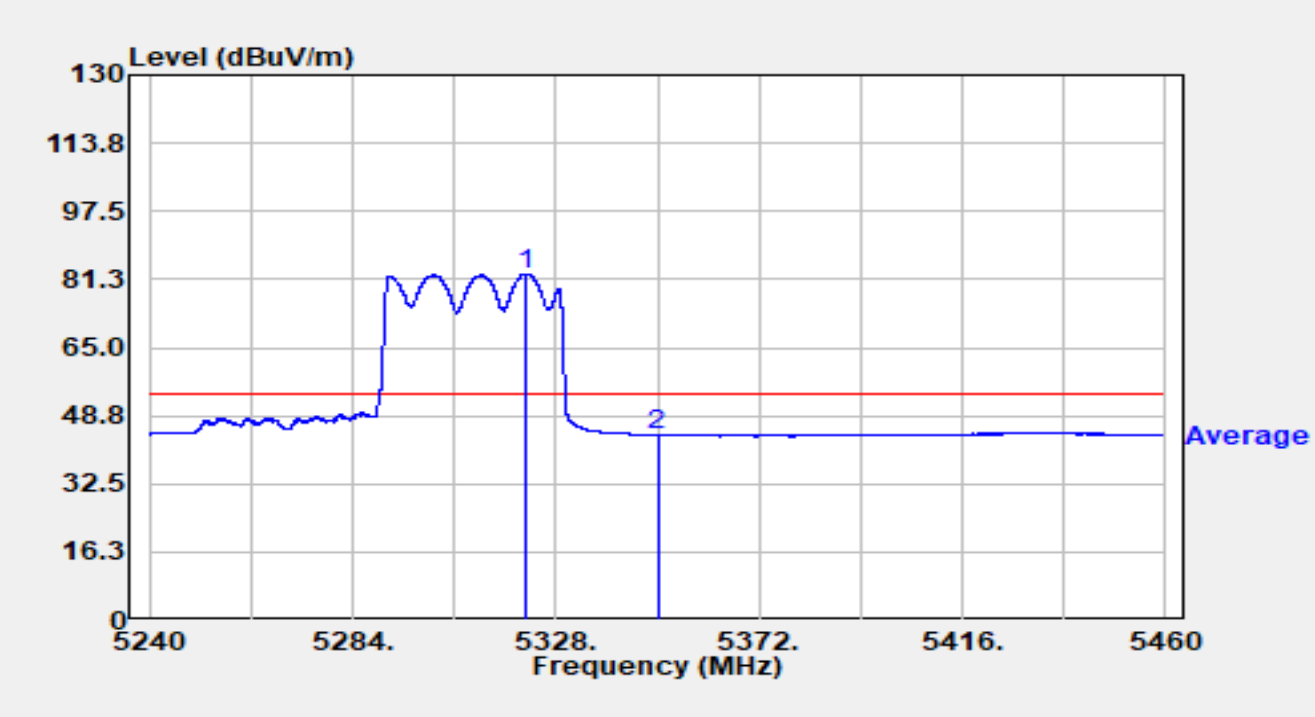

No	Mark	Frequency (MHz)	Reading (dBμV)	C.F (dB/m)	Measurement (dBμV/m)	Margin (dB)	Limit (dBμV/m)	Detector
1	*	5321.664	61.73	20.92	82.65	N/A	N/A	Average
2		5350.000	23.51	20.82	44.33	-9.67	54.00	Average

Notes:

1. " *", means this data is the worst emission level.

2. C.F (dB/m) = Antenna Factor (dB/m) + Cable Loss (dB)+ 16dB Attenuation (dB) -AMP (dB).

3. Measurement(dBμV/m) = Reading(dBμV) + C.F (dB/m).

Site	WZ-AC1	Test Date	2024-07-24
Test Engineer	Charles Zhang	Temp./Humidity	25.3°C/53.1%
Factor	BBHA 9120D_1457_1-18GHz	Polarity	Horizontal
EUT	Mobile Computer	Test Voltage	By Battery
Test Mode	Transmit by 802.11ax-HE80 at 5530MHz RU484/65		

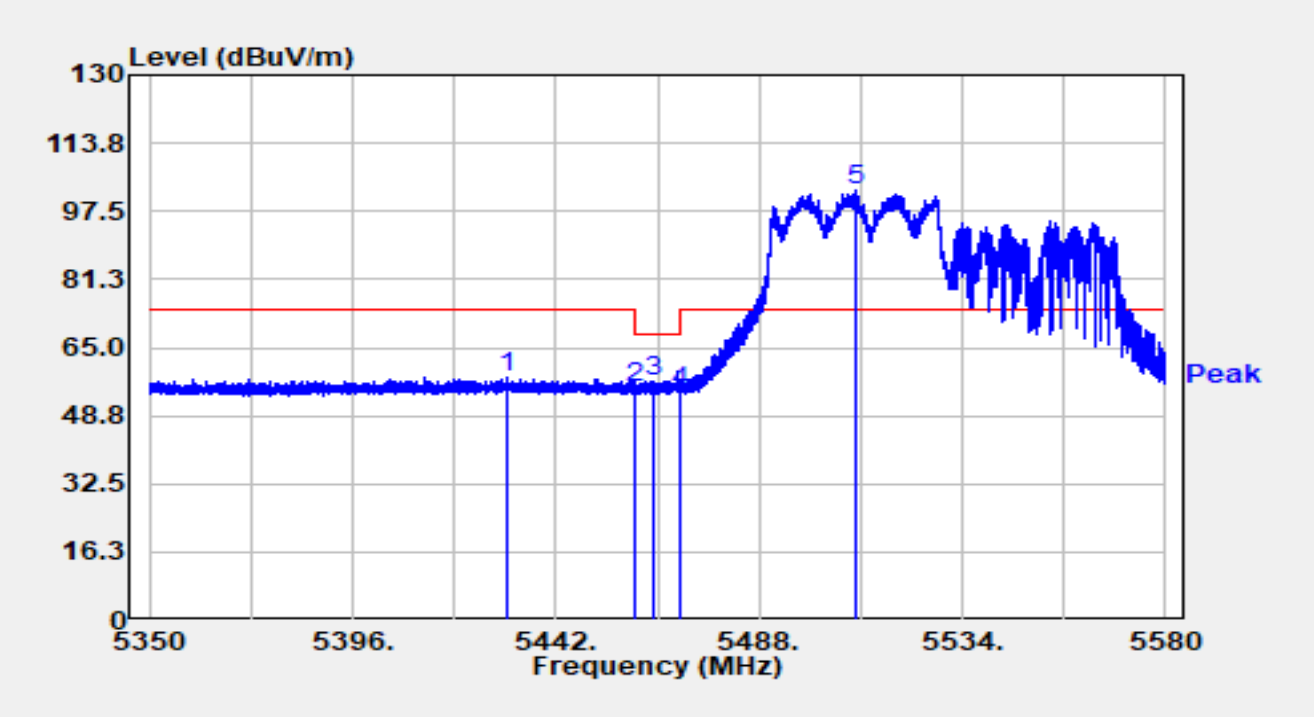

No	Mark	Frequency (MHz)	Reading (dBμV)	C.F (dB/m)	Measurement (dBμV/m)	Margin (dB)	Limit (dBμV/m)	Detector
1		5431.075	36.65	21.12	57.77	-16.23	74.00	Peak
2		5460.009	34.41	20.80	55.20	-13.00	68.20	Peak
3		5464.264	36.20	20.79	56.99	-11.21	68.20	Peak
4		5470.000	33.69	20.78	54.47	-13.73	68.20	Peak
5	*	5509.873	81.48	21.13	102.61	N/A	N/A	Peak

Notes:

1. " *", means this data is the worst emission level.

2. C.F (dB/m) = Antenna Factor (dB/m) + Cable Loss (dB)+ 16dB Attenuation (dB) -AMP (dB).

3. Measurement(dBμV/m) = Reading(dBμV) + C.F (dB/m).

Site	WZ-AC1	Test Date	2024-07-24
Test Engineer	Charles Zhang	Temp./Humidity	25.3°C/53.1%
Factor	BBHA 9120D_1457_1-18GHz	Polarity	Horizontal
EUT	Mobile Computer	Test Voltage	By Battery
Test Mode	Transmit by 802.11ax-HE80 at 5530MHz RU484/65		

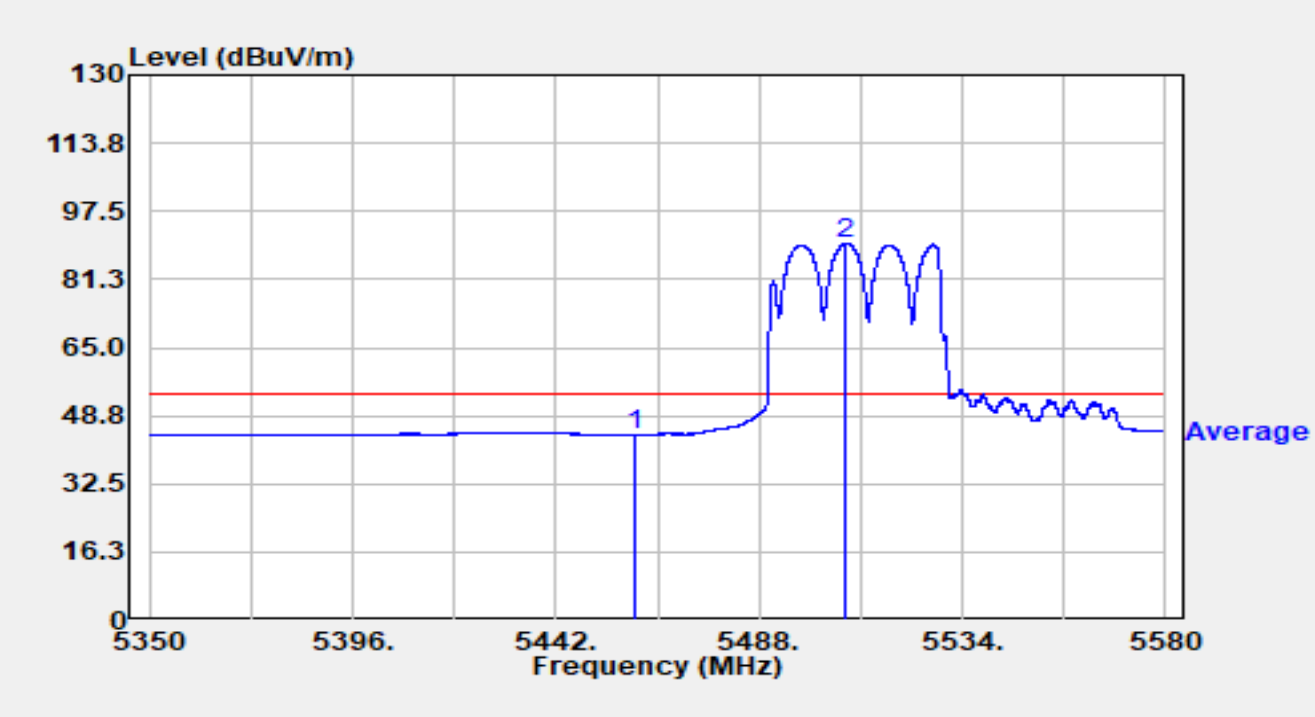

No	Mark	Frequency (MHz)	Reading (dBμV)	C.F (dB/m)	Measurement (dBμV/m)	Margin (dB)	Limit (dBμV/m)	Detector
1		5460.000	23.42	20.80	44.22	-9.78	54.00	Average
2	*	5507.734	68.84	21.14	89.98	N/A	N/A	Average

Notes:

1. " *", means this data is the worst emission level.

2. C.F (dB/m) = Antenna Factor (dB/m) + Cable Loss (dB)+ 16dB Attenuation (dB) -AMP (dB).

3. Measurement(dBμV/m) = Reading(dBμV) + C.F (dB/m).

Site	WZ-AC1	Test Date	2024-07-24
Test Engineer	Charles Zhang	Temp./Humidity	25.3°C/53.1%
Factor	BBHA 9120D_1457_1-18GHz	Polarity	Vertical
EUT	Mobile Computer	Test Voltage	By Battery
Test Mode	Transmit by 802.11ax-HE80 at 5530MHz RU484/65		

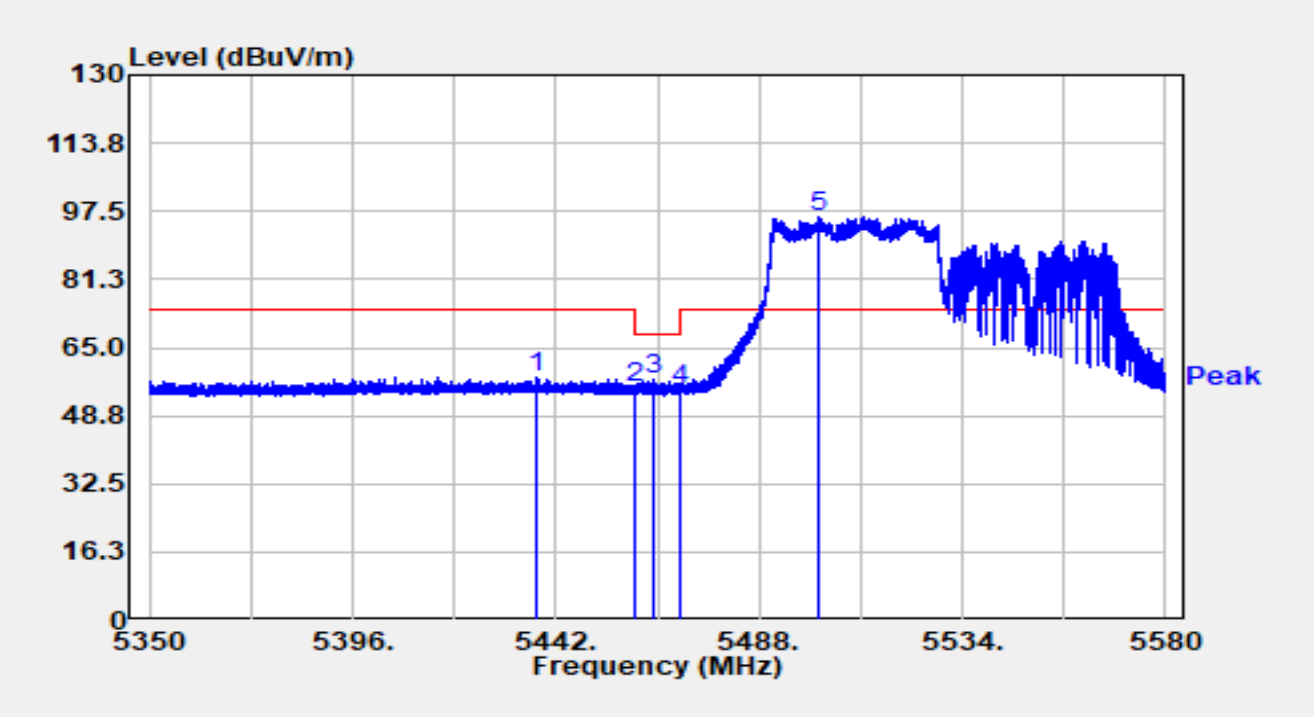

No	Mark	Frequency (MHz)	Reading (dBμV)	C.F (dB/m)	Measurement (dBμV/m)	Margin (dB)	Limit (dBμV/m)	Detector
1		5437.538	36.51	21.17	57.68	-16.32	74.00	Peak
2		5460.000	34.51	20.80	55.30	-12.90	68.20	Peak
3		5464.034	36.55	20.79	57.34	-10.86	68.20	Peak
4		5470.000	34.06	20.78	54.84	-13.36	68.20	Peak
5	*	5501.616	75.07	21.15	96.22	N/A	N/A	Peak

Notes:

1. " *", means this data is the worst emission level.

2. C.F (dB/m) = Antenna Factor (dB/m) + Cable Loss (dB)+ 16dB Attenuation (dB) -AMP (dB).

3. Measurement(dBμV/m) = Reading(dBμV) + C.F (dB/m).

Site	WZ-AC1	Test Date	2024-07-24
Test Engineer	Charles Zhang	Temp./Humidity	25.3°C/53.1%
Factor	BBHA 9120D_1457_1-18GHz	Polarity	Vertical
EUT	Mobile Computer	Test Voltage	By Battery
Test Mode	Transmit by 802.11ax-HE80 at 5530MHz RU484/65		

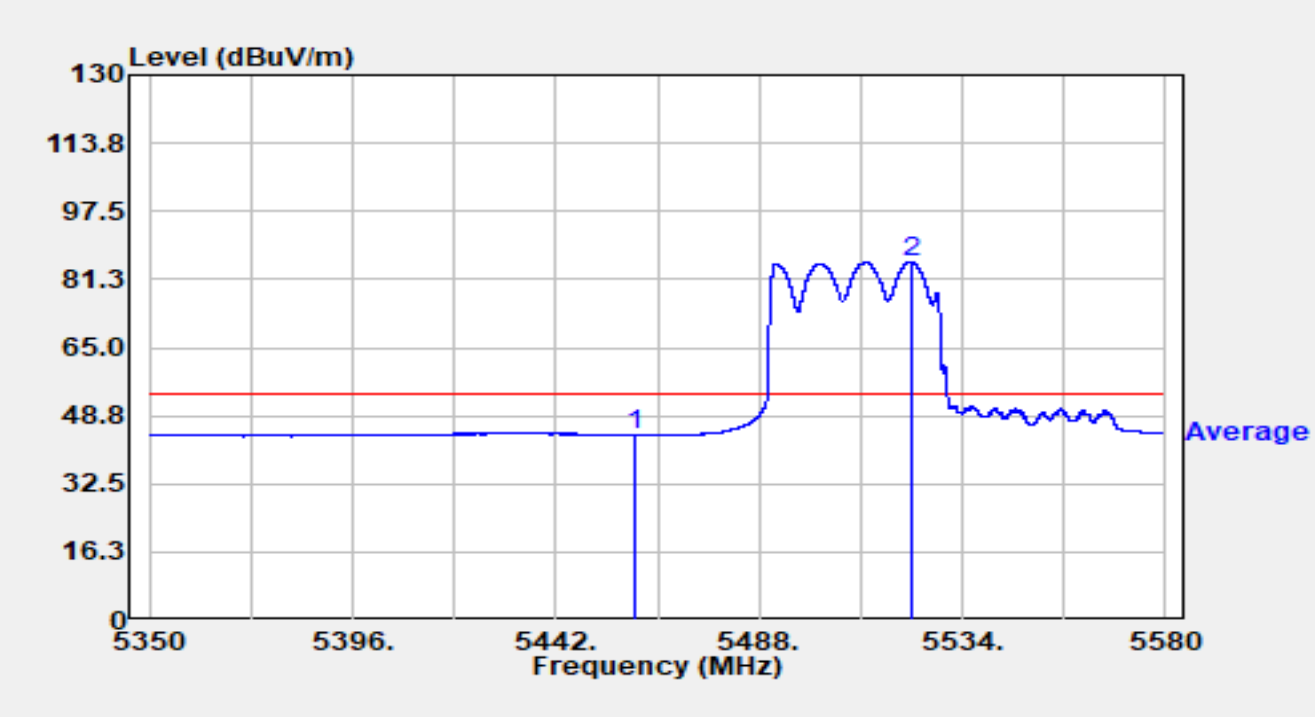

No	Mark	Frequency (MHz)	Reading (dBμV)	C.F (dB/m)	Measurement (dBμV/m)	Margin (dB)	Limit (dBμV/m)	Detector
1		5460.000	23.32	20.80	44.12	-9.88	54.00	Average
2	*	5522.339	64.43	21.07	85.51	N/A	N/A	Average

Notes:

1. " *", means this data is the worst emission level.
2. C.F (dB/m) = Antenna Factor (dB/m) + Cable Loss (dB)+ 16dB Attenuation (dB) -AMP (dB).
3. Measurement(dBμV/m) = Reading(dBμV) + C.F (dB/m).

Site	WZ-AC1	Test Date	2024-07-24
Test Engineer	Charles Zhang	Temp./Humidity	25.3°C/53.1%
Factor	BBHA 9120D_1457_1-18GHz	Polarity	Horizontal
EUT	Mobile Computer	Test Voltage	By Battery
Test Mode	Transmit by 802.11ax-HE80 at 5610MHz RU484/66		

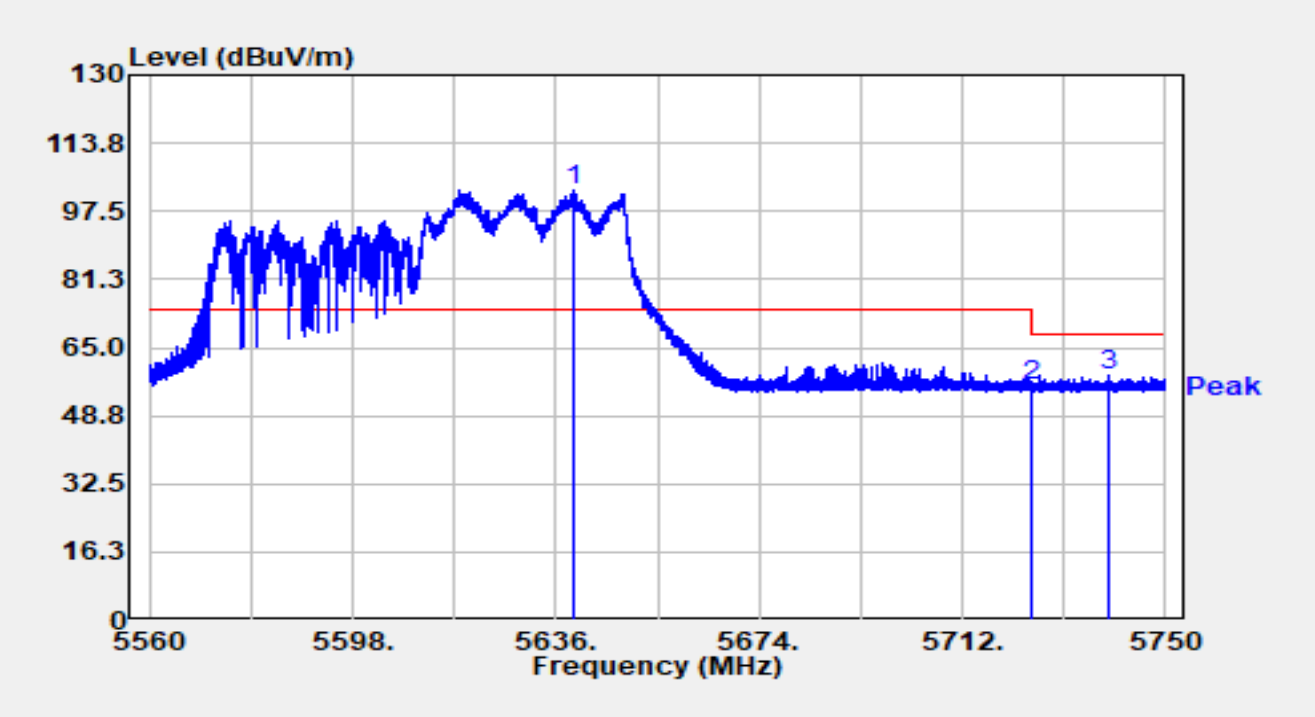

No	Mark	Frequency (MHz)	Reading (dBμV)	C.F (dB/m)	Measurement (dBμV/m)	Margin (dB)	Limit (dBμV/m)	Detector
1	*	5639.344	81.41	20.93	102.34	N/A	N/A	Peak
2		5725.000	34.98	21.19	56.17	-12.03	68.20	Peak
3		5739.588	36.91	21.32	58.23	-9.97	68.20	Peak

Notes:

1. " *", means this data is the worst emission level.

2. C.F (dB/m) = Antenna Factor (dB/m) + Cable Loss (dB)+ 16dB Attenuation (dB) -AMP (dB).

3. Measurement(dBμV/m) = Reading(dBμV) + C.F (dB/m).

Site	WZ-AC1	Test Date	2024-07-24
Test Engineer	Charles Zhang	Temp./Humidity	25.3°C/53.1%
Factor	BBHA 9120D_1457_1-18GHz	Polarity	Vertical
EUT	Mobile Computer	Test Voltage	By Battery
Test Mode	Transmit by 802.11ax-HE80 at 5610MHz RU484/66		

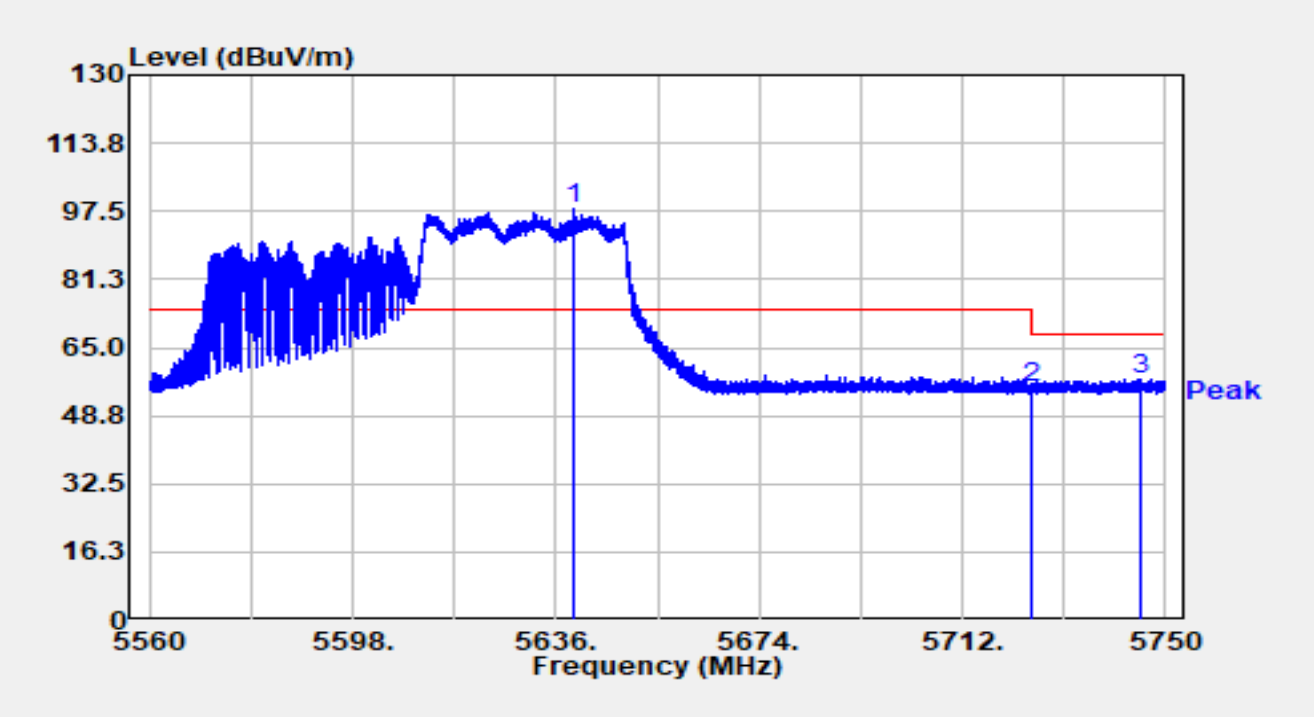

No	Mark	Frequency (MHz)	Reading (dBμV)	C.F (dB/m)	Measurement (dBμV/m)	Margin (dB)	Limit (dBμV/m)	Detector
1	*	5639.230	76.96	20.93	97.89	N/A	N/A	Peak
2		5725.000	34.02	21.19	55.21	-12.99	68.20	Peak
3		5745.402	36.16	21.38	57.53	-10.67	68.20	Peak

Notes:

1. " *", means this data is the worst emission level.

2. C.F (dB/m) = Antenna Factor (dB/m) + Cable Loss (dB)+ 16dB Attenuation (dB) -AMP (dB).

3. Measurement(dBμV/m) = Reading(dBμV) + C.F (dB/m).

Site	WZ-AC1	Test Date	2024-07-24
Test Engineer	Charles Zhang	Temp./Humidity	25.3°C/53.1%
Factor	BBHA 9120D_1457_1-18GHz	Polarity	Horizontal
EUT	Mobile Computer	Test Voltage	By Battery
Test Mode	Transmit by 802.11ax-HE80 at 5775MHz RU484/65		

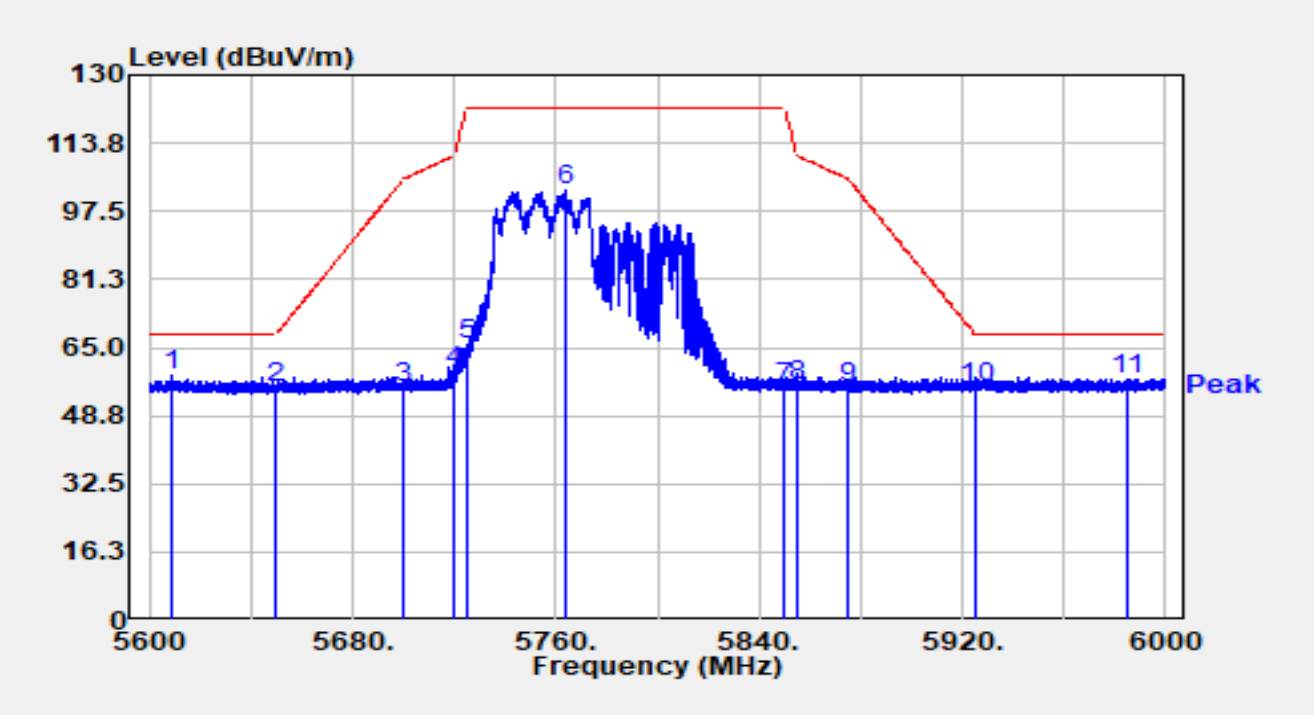

No	Mark	Frequency (MHz)	Reading (dBμV)	C.F (dB/m)	Measurement (dBμV/m)	Margin (dB)	Limit (dBμV/m)	Detector
1	*	5608.320	36.98	21.31	58.30	-9.90	68.20	Peak
2		5650.000	34.28	20.96	55.23	-12.97	68.20	Peak
3		5700.000	34.20	21.41	55.61	-49.59	105.20	Peak
4		5720.000	38.36	21.24	59.59	-51.21	110.80	Peak
5		5725.000	44.63	21.19	65.81	-56.39	122.20	Peak
6		5763.800	81.18	21.55	102.73	N/A	N/A	Peak
7		5850.000	33.77	21.73	55.50	-66.70	122.20	Peak
8		5855.000	34.42	21.70	56.12	-54.68	110.80	Peak
9		5875.000	34.03	21.54	55.56	-49.64	105.20	Peak
10		5925.000	33.79	21.64	55.43	-12.77	68.20	Peak
11		5984.760	36.04	21.51	57.55	-10.65	68.20	Peak

Notes:

1. " *", means this data is the worst emission level.

2. C.F (dB/m) = Antenna Factor (dB/m) + Cable Loss (dB)+ 16dB Attenuation (dB) -AMP (dB).

3. Measurement(dBμV/m) = Reading(dBμV) + C.F (dB/m).

Site	WZ-AC1	Test Date	2024-07-24
Test Engineer	Charles Zhang	Temp./Humidity	25.3°C/53.1%
Factor	BBHA 9120D_1457_1-18GHz	Polarity	Vertical
EUT	Mobile Computer	Test Voltage	By Battery
Test Mode	Transmit by 802.11ax-HE80 at 5775MHz RU484/65		

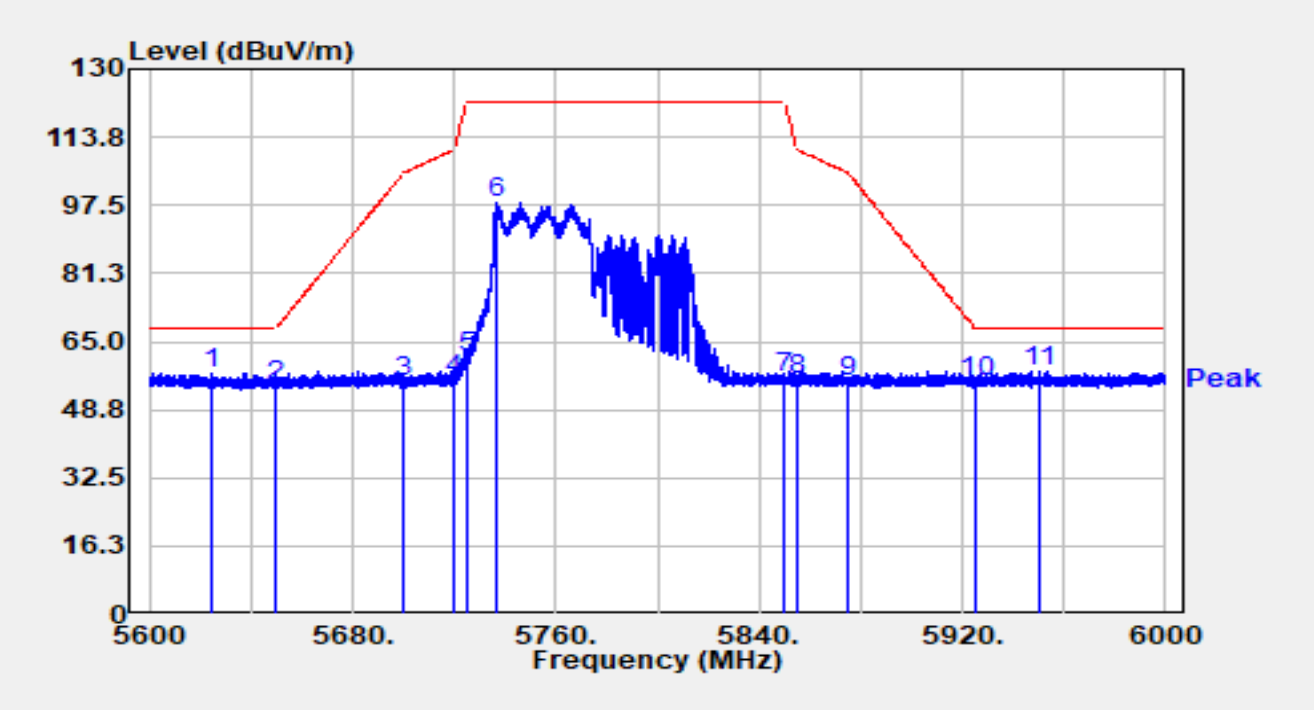

No	Mark	Frequency (MHz)	Reading (dBμV)	C.F (dB/m)	Measurement (dBμV/m)	Margin (dB)	Limit (dBμV/m)	Detector
1		5624.560	36.31	21.00	57.31	-10.89	68.20	Peak
2		5650.000	33.43	20.96	54.39	-13.81	68.20	Peak
3		5700.000	34.12	21.41	55.52	-49.68	105.20	Peak
4		5720.000	34.50	21.24	55.73	-55.07	110.80	Peak
5		5725.000	40.05	21.19	61.23	-60.97	122.20	Peak
6		5736.320	76.88	21.29	98.17	N/A	N/A	Peak
7		5850.000	34.46	21.73	56.18	-66.02	122.20	Peak
8		5855.000	34.08	21.70	55.78	-55.02	110.80	Peak
9		5875.000	33.66	21.54	55.20	-50.00	105.20	Peak
10		5925.000	33.64	21.64	55.28	-12.92	68.20	Peak
11	*	5950.240	36.26	21.56	57.82	-10.38	68.20	Peak

Notes:

1. " *", means this data is the worst emission level.

2. C.F (dB/m) = Antenna Factor (dB/m) + Cable Loss (dB)+ 16dB Attenuation (dB) -AMP (dB).

3. Measurement(dBμV/m) = Reading(dBμV) + C.F (dB/m).

Test Data of Engine S0803/N6803

Site	WZ-AC2	Test Date	2024-07-18
Test Engineer	Frank Xue	Temp./Humidity	25.5°C/46.4%
Factor	BBHA 9120D_1457_1-18GHz	Polarity	Horizontal
EUT	Mobile Computer	Test Voltage	By Battery
Test Mode	Transmit by 802.11ax-HE20 at 5320MHz		

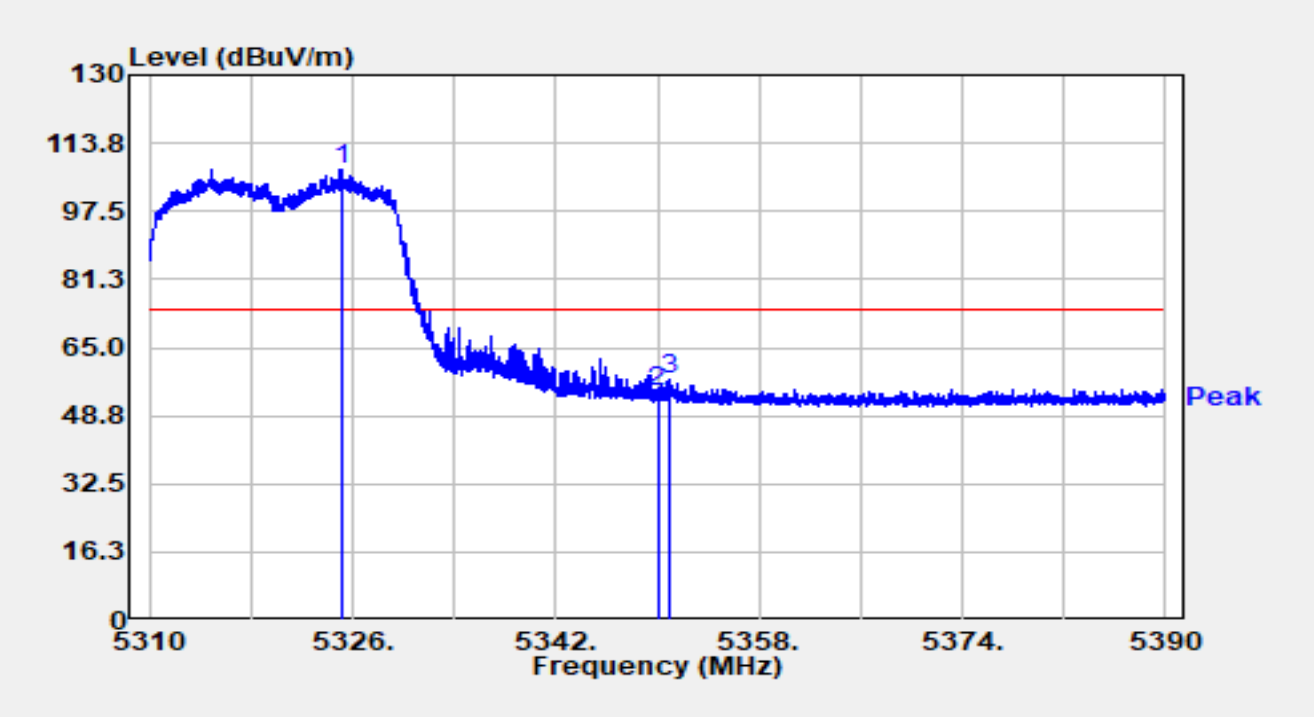

No	Mark	Frequency (MHz)	Reading (dBμV)	C.F (dB/m)	Measurement (dBμV/m)	Margin (dB)	Limit (dBμV/m)	Detector
1	*	5325.136	87.82	19.74	107.56	N/A	N/A	Peak
2		5350.000	34.92	19.32	54.24	-19.76	74.00	Peak
3		5350.864	38.10	19.30	57.40	-16.60	74.00	Peak

Notes:

1. " *", means this data is the worst emission level.

2. C.F (dB/m) = Antenna Factor (dB/m) + Cable Loss (dB) + 16dB Attenuation (dB) - AMP (dB).

3. Measurement (dBμV/m) = Reading (dBμV) + C.F (dB/m).

Site	WZ-AC2	Test Date	2024-07-18
Test Engineer	Frank Xue	Temp./Humidity	25.5°C/46.4%
Factor	BBHA 9120D_1457_1-18GHz	Polarity	Horizontal
EUT	Mobile Computer	Test Voltage	By Battery
Test Mode	Transmit by 802.11ax-HE20 at 5320MHz		

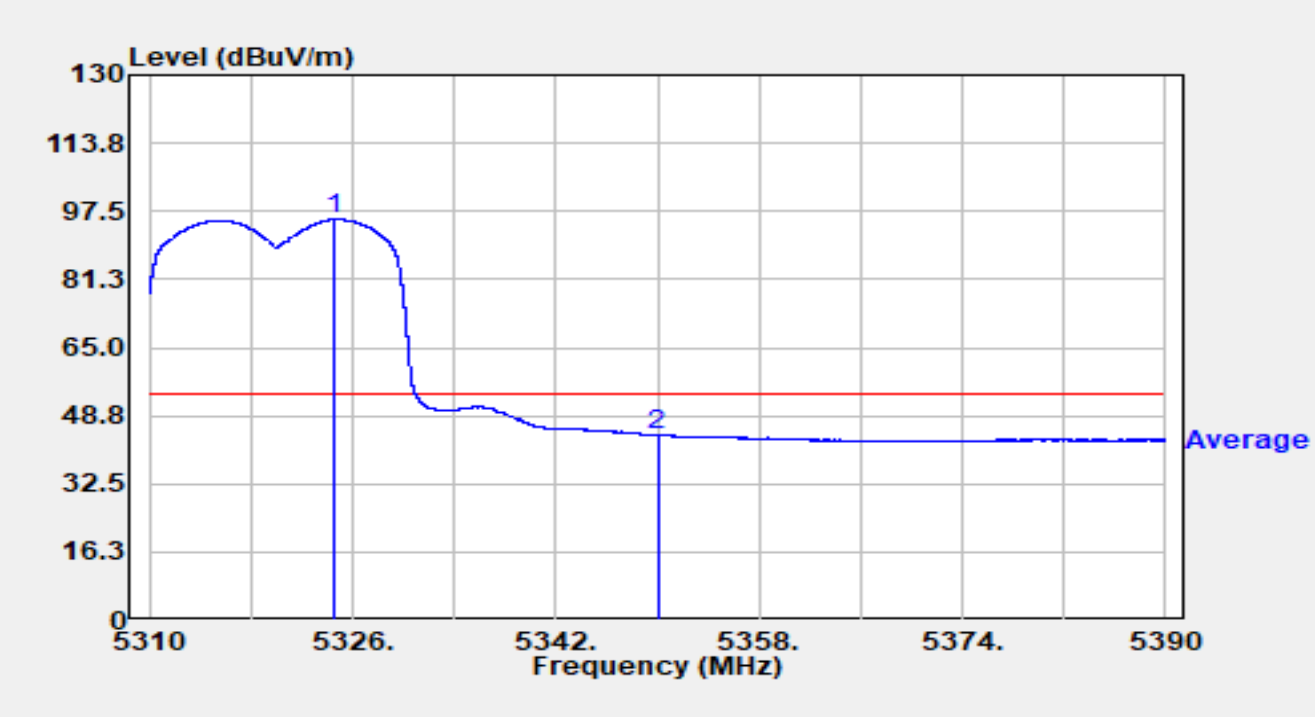

No	Mark	Frequency (MHz)	Reading (dBμV)	C.F (dB/m)	Measurement (dBμV/m)	Margin (dB)	Limit (dBμV/m)	Detector
1	*	5324.640	75.90	19.74	95.63	N/A	N/A	Average
2		5350.000	24.84	19.32	44.17	-9.83	54.00	Average

Notes:

1. " *", means this data is the worst emission level.
2. C.F (dB/m) = Antenna Factor (dB/m) + Cable Loss (dB) + 16dB Attenuation (dB) - AMP (dB).
3. Measurement (dBμV/m) = Reading (dBμV) + C.F (dB/m).

Site	WZ-AC2	Test Date	2024-07-18
Test Engineer	Frank Xue	Temp./Humidity	25.5°C/46.4%
Factor	BBHA 9120D_1457_1-18GHz	Polarity	Vertical
EUT	Mobile Computer	Test Voltage	By Battery
Test Mode	Transmit by 802.11ax-HE20 at 5320MHz		

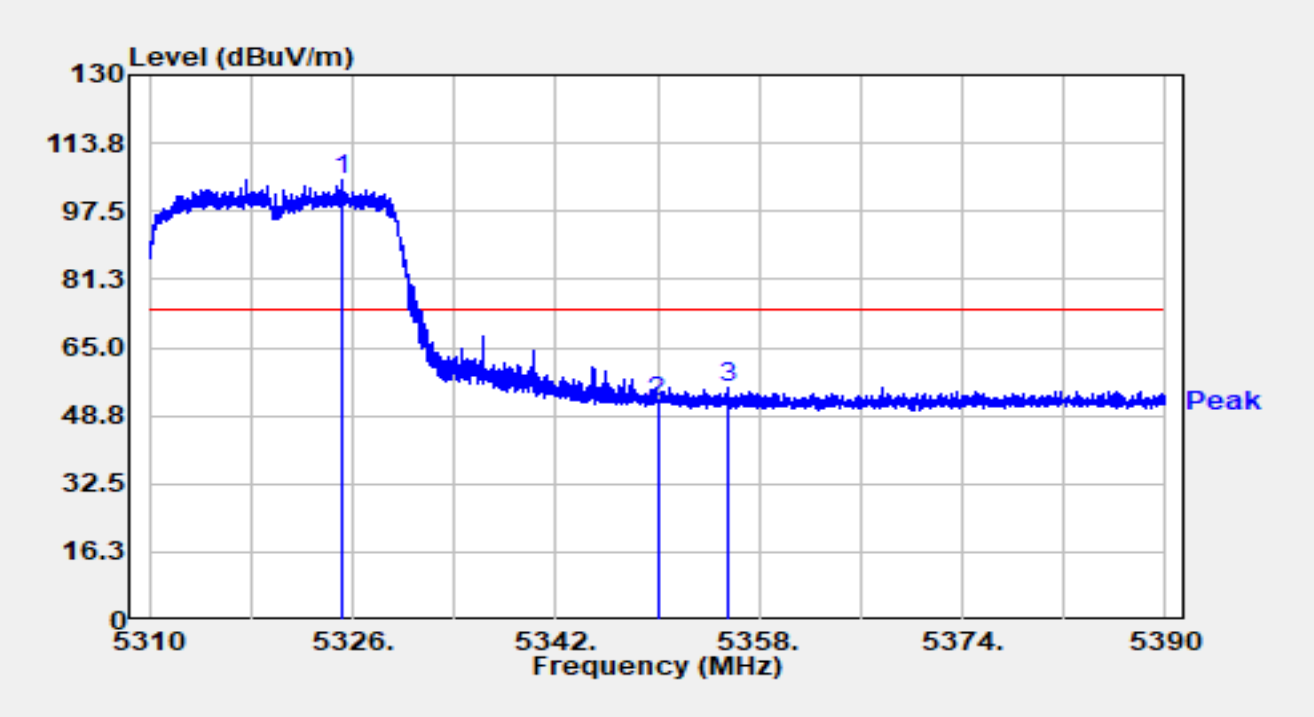

No	Mark	Frequency (MHz)	Reading (dBμV)	C.F (dB/m)	Measurement (dBμV/m)	Margin (dB)	Limit (dBμV/m)	Detector
1	*	5325.120	85.13	19.74	104.87	N/A	N/A	Peak
2		5350.000	32.70	19.32	52.02	-21.98	74.00	Peak
3		5355.488	36.23	19.26	55.49	-18.51	74.00	Peak

Notes:

1. " *", means this data is the worst emission level.

2. C.F (dB/m) = Antenna Factor (dB/m) + Cable Loss (dB) + 16dB Attenuation (dB) - AMP (dB).

3. Measurement (dBμV/m) = Reading (dBμV) + C.F (dB/m).

Site	WZ-AC2	Test Date	2024-07-18
Test Engineer	Frank Xue	Temp./Humidity	25.5°C/46.4%
Factor	BBHA 9120D_1457_1-18GHz	Polarity	Vertical
EUT	Mobile Computer	Test Voltage	By Battery
Test Mode	Transmit by 802.11ax-HE20 at 5320MHz		

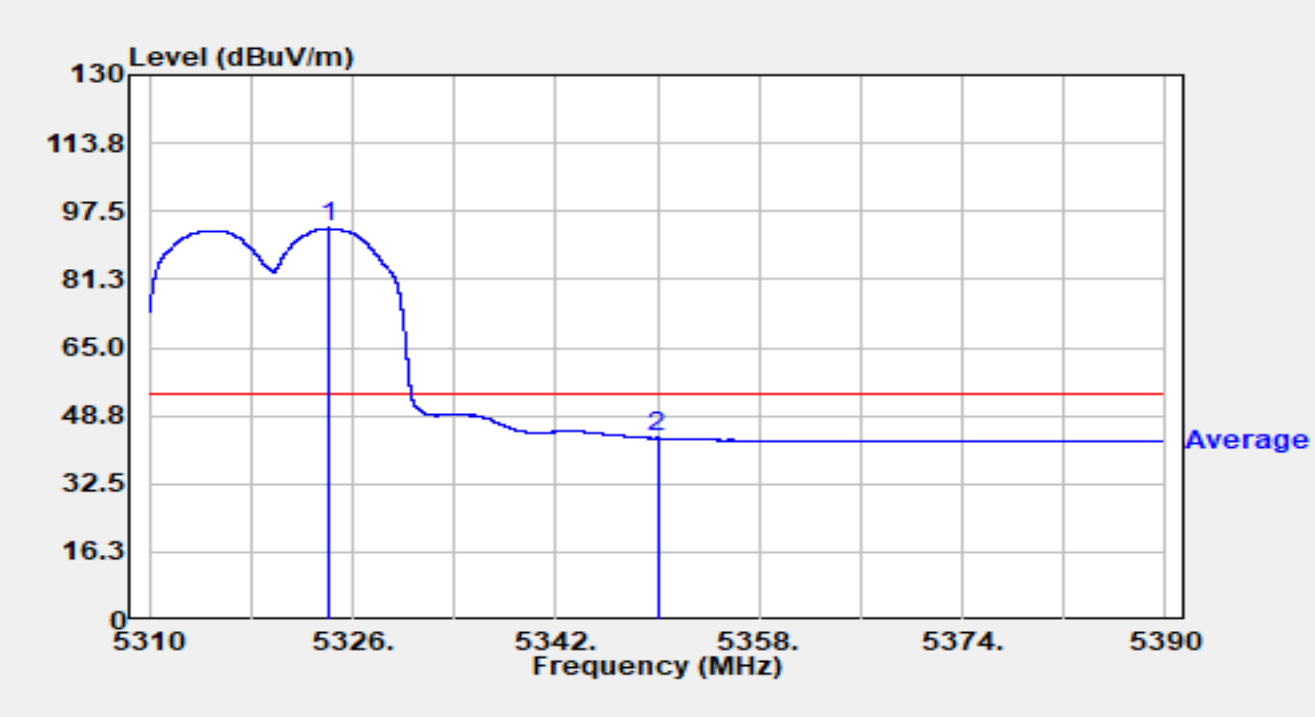

No	Mark	Frequency (MHz)	Reading (dBμV)	C.F (dB/m)	Measurement (dBμV/m)	Margin (dB)	Limit (dBμV/m)	Detector
1	*	5324.160	73.73	19.73	93.46	N/A	N/A	Average
2		5350.000	24.12	19.32	43.44	-10.56	54.00	Average

Notes:

1. " *", means this data is the worst emission level.
2. C.F (dB/m) = Antenna Factor (dB/m) + Cable Loss (dB) + 16dB Attenuation (dB) - AMP (dB).
3. Measurement (dBμV/m) = Reading (dBμV) + C.F (dB/m).

A.9 AC Conducted Emissions Test Result

Site	WZ-SR2	Test Date	2024-07-12
Test Engineer	Linda Wei	Temp./Humidity	24.0°C /63.3%
Factor	ENV216_101683_L1_Filter Off_E	Polarity	Line
EUT	Mobile Computer	Test Voltage	120V/60Hz
Test Mode	Transmit by 802.11a at 5180MHz		

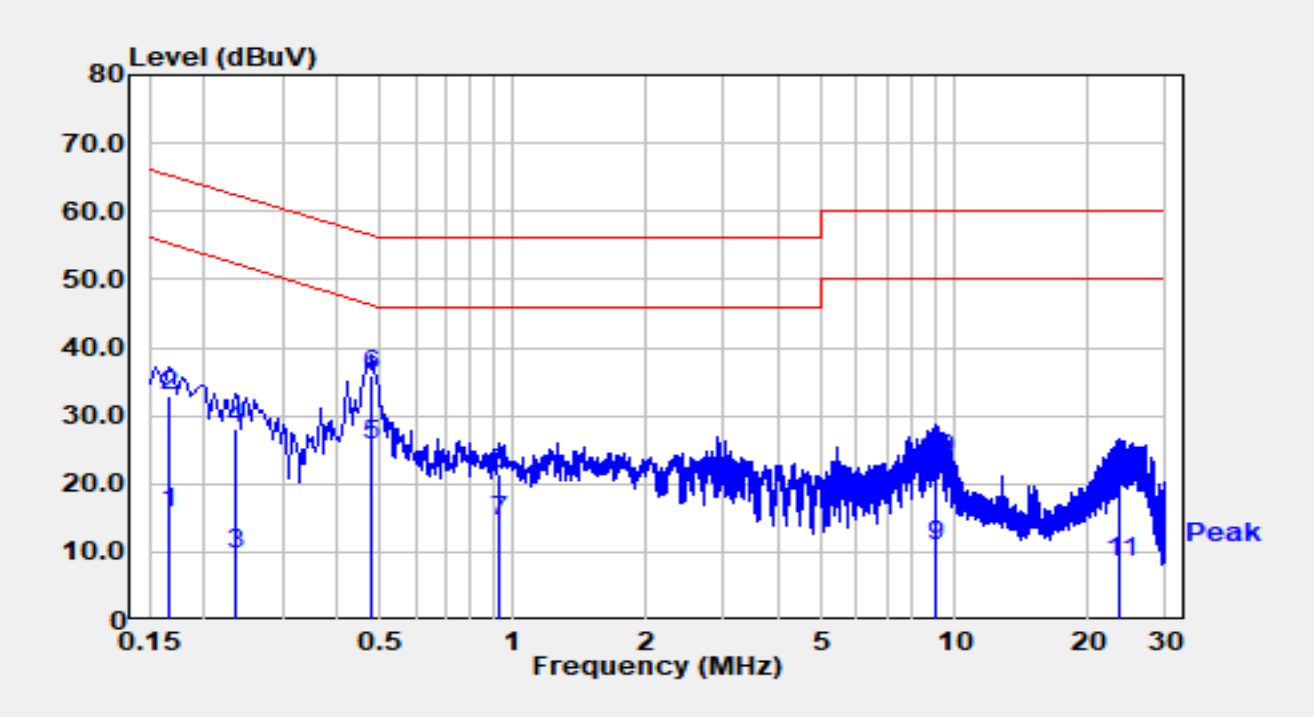

No	Mark	Frequency (MHz)	Reading (dBμV)	C.F (dB)	Measurement (dBμV)	Margin (dB)	Limit (dBμV)	Detector
1		0.166	5.90	9.78	15.68	-39.48	55.16	Average
2		0.166	23.20	9.78	32.98	-32.18	65.16	QP
3		0.234	-0.20	9.81	9.61	-42.70	52.31	Average
4		0.234	18.40	9.81	28.21	-34.10	62.31	QP
5		0.478	15.60	9.92	25.52	-20.86	46.37	Average
6	*	0.478	26.00	9.92	35.92	-20.46	56.37	QP
7		0.930	4.20	10.15	14.35	-31.65	46.00	Average
8		0.930	11.30	10.15	21.45	-34.55	56.00	QP
9		9.030	0.10	10.90	11.00	-39.00	50.00	Average
10		9.030	12.50	10.90	23.40	-36.60	60.00	QP
11		23.630	-3.00	11.44	8.44	-41.56	50.00	Average
12		23.630	7.80	11.44	19.24	-40.76	60.00	QP

Notes:

1. " *", means this data is the worst emission level.

2. C.F (dB) = LISN Factor (dB) + Cable Loss (dB).
3. Measurement(dBμV) = Reading(dBμV) + C.F (dB).

Site	WZ-SR2	Test Date	2024-07-12
Test Engineer	Linda Wei	Temp./Humidity	24.0°C /63.3%
Factor	ENV216_101683_N_Filter Off_E	Polarity	Neutral
EUT	Mobile Computer	Test Voltage	120V/60Hz
Test Mode	Transmit by 802.11a at 5180MHz		

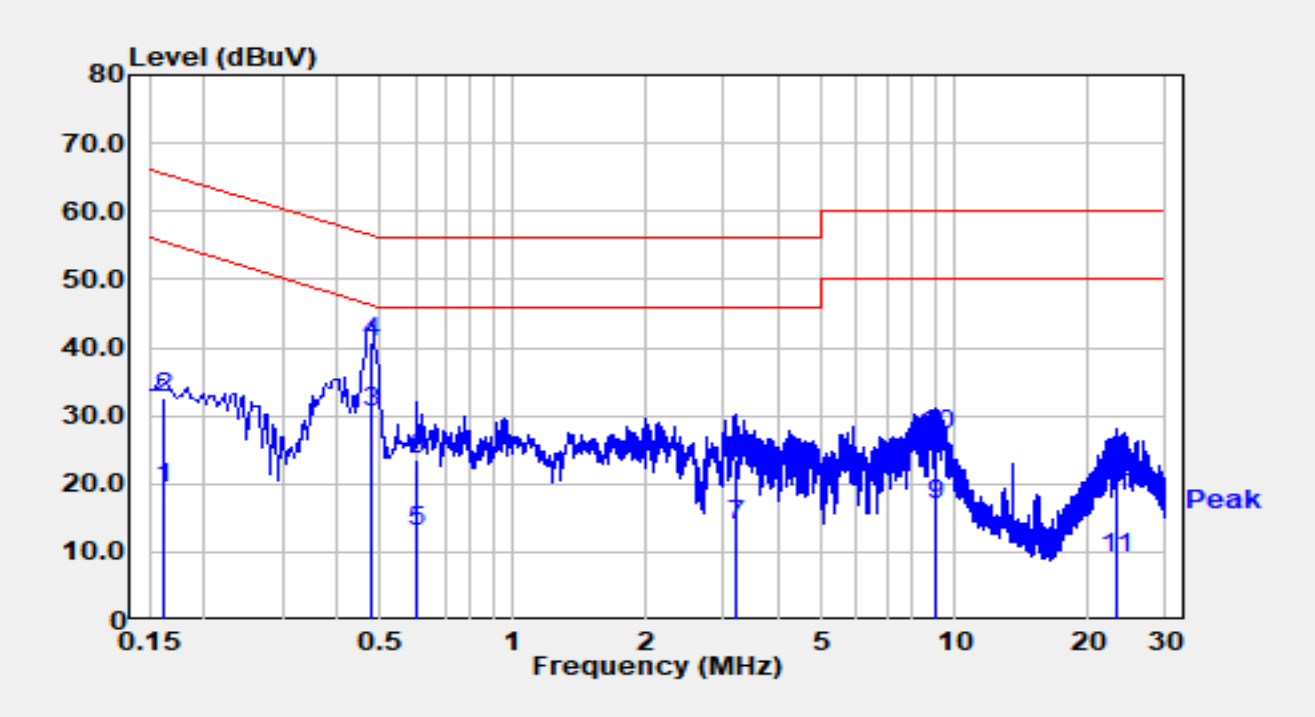

No	Mark	Frequency (MHz)	Reading (dBμV)	C.F (dB)	Measurement (dBμV)	Margin (dB)	Limit (dBμV)	Detector
1		0.162	9.70	9.76	19.46	-35.90	55.36	Average
2		0.162	22.70	9.76	32.46	-32.90	65.36	QP
3		0.478	20.60	9.90	30.50	-15.87	46.37	Average
4	*	0.478	30.90	9.90	40.80	-15.57	56.37	QP
5		0.606	2.90	9.97	12.87	-33.13	46.00	Average
6		0.606	13.60	9.97	23.57	-32.43	56.00	QP
7		3.210	3.40	10.40	13.80	-32.20	46.00	Average
8		3.210	13.10	10.40	23.50	-32.50	56.00	QP
9		9.110	6.00	10.94	16.94	-33.06	50.00	Average
10		9.110	16.10	10.94	27.04	-32.96	60.00	QP
11		23.260	-2.60	11.55	8.95	-41.05	50.00	Average
12		23.260	8.80	11.55	20.35	-39.65	60.00	QP

Notes:

1. " *", means this data is the worst emission level.

2. C.F (dB) = LISN Factor (dB) + Cable Loss (dB).
3. Measurement(dBμV) = Reading(dBμV) + C.F (dB).

Appendix B – Test Setup Photograph

Refer to “2406RSU006-UT” file.

Appendix C – EUT Photograph

Refer to “2406RSU006-UE” file.

The End