FCC Test Report

(PART 27)

Report No.: RF171130C29-3

FCC ID: HD5-CN80L1N

Test Model: CN80L1N

Received Date: Dec. 20, 2017

Test Date: Dec. 23, 2017 ~ Jan. 24, 2018

Issued Date: Feb. 13, 2018

Applicant: Honeywell International Inc.

Address: 9680 Old Bailes Road, Fort Mill, SC 29707 USA

Issued By: Bureau Veritas Consumer Products Services (H.K.) Ltd., Taoyuan Branch

Lab Address: No. 47-2, 14th Ling, Chia Pau Vil., Lin Kou Dist., New Taipei City, Taiwan (R.O.C)

Test Location (1): No. 19, Hwa Ya 2nd Rd, Wen Hwa Tsuen, Kwei Shan Hsiang, Taoyuan Hsien 333, Taiwan, R.O.C.

FCC Registration / Designation Number: 788550 / TW0003

This report is for your exclusive use. Any copying or replication of this report to or for any other person or entity, or use of our name or trademark, is permitted only with our prior written permission. This report sets forth our findings solely with respect to the test samples identified herein. The results set forth in this report are not indicative or representative of the quality or characteristics of the lot from which a test sample was taken or any similar or identical product unless specifically and expressly noted. Our report includes all of the tests requested by you and the results thereof based upon the information that you provided to us. You have 60 days from date of issuance of this report to notify us of any material error or omission caused by our negligence, provided, however, that such notice shall be in writing and shall specifically address the issue you wish to raise. A failure to raise such issue within the prescribed time shall constitute your unqualified acceptance of the completeness of this report, the tests conducted and the correctness of the report contents. Unless specific mention, the uncertainty of measurement has been explicitly taken into account to declare the compliance or non-compliance to the specification. The report must not be used by the client to claim product certification, approval, or endorsement by TAF or any government agencie

Table of Contents

Release Control Record **3**

1 Certificate of Conformity **4**

2 Summary of Test Results **5**

2.1 Measurement Uncertainty 5
2.2 Test Site and Instruments 6

3 General Information **8**

3.1 General Description of EUT 8
3.2 Configuration of System under Test 10
3.2.1 Description of Support Units 10
3.3 Test Mode Applicability and Tested Channel Detail 11
3.4 EUT Operating Conditions 14
3.5 General Description of Applied Standards 14

4 Test Types and Results **15**

4.1 Output Power Measurement 15
4.1.1 Limits of Output Power Measurement 15
4.1.2 Test Procedures 15
4.1.3 Test Setup 16
4.1.4 Test Results 17
4.2 Frequency Stability Measurement 32
4.2.1 Limits of Frequency Stabiliity Measurement 32
4.2.2 Test Procedure 32
4.2.3 Test Setup 32
4.2.4 Test Results 33
4.3 Occupied Bandwidth Measurement 45
4.3.1 Limits of Occupied Bandwidth Measurement 45
4.3.2 Test Procedure 45
4.3.3 Test Setup 45
4.3.4 Test Result 46
4.4 Out-of-Band Emissions Measurement 52
4.4.1 Limits of Out-of-Band Emissions Measurement 52
4.4.2 Test Setup 52
4.4.3 Test Procedures 52
4.4.4 Test Results 53
4.5 Peak to Average Ratio 77
4.5.1 Limits of Peak to Average Ratio Measurement 77
4.5.2 Test Setup 77
4.5.3 Test Procedures 77
4.5.4 Test Results 78
4.6 Conducted Spurious Emissions 84
4.6.1 Limits of Conducted Spurious Emissions Measurement 84
4.6.2 Test Setup 84
4.6.3 Test Procedure 84
4.6.4 Test Results 85
4.7 Radiated Emission Measurement 121
4.7.1 Limits of Radiated Emission Measurement 121
4.7.2 Test Procedure 121
4.7.3 Deviation from Test Standard 121
4.7.4 Test Setup 122
4.7.5 Test Results 123

5 Pictures of Test Arrangements **141**

Appendix – Information on the Testing Laboratories **142**

Release Control Record

Issue No.	Description	Date Issued
RF171130C29-3	Original Release	Feb. 13, 2018

1 Certificate of Conformity

Product: Dolphin CN80

Brand: Honeywell

Test Model: CN80L1N

Sample Status: Engineering Sample

Applicant: Honeywell International Inc.

Test Date: Dec. 23, 2017 ~ Jan. 24, 2018

Standards: FCC Part 27, Subpart C, M

The above equipment has been tested by **Bureau Veritas Consumer Products Services (H.K.) Ltd., Taoyuan Branch**, and found compliance with the requirement of the above standards. The test record, data evaluation & Equipment Under Test (EUT) configurations represented herein are true and accurate accounts of the measurements of the sample's RF characteristics under the conditions specified in this report.

Prepared by : Vera Huang , **Date:** Feb. 13, 2018

Vera Huang / Specialist

Approved by : , **Date:** Feb. 13, 2018

Dylan Chiou / Project Engineer

2 Summary of Test Results

Applied Standard: FCC Part 27 & Part 2			
FCC Clause	**Test Item**	**Result**	**Remarks**
2.1046 27.50(h)	Equivalent Isotropic Radiated Power	Pass	Meet the requirement of limit.
2.1055 27.54	Frequency Stability	Pass	Meet the requirement of limit.
2.1049	Occupied Bandwidth	Pass	Meet the requirement of limit.
--	Peak to Average Ratio	Pass	Meet the requirement of limit.
2.1051 27.53(l)	Out-of-Band Emissions Measurements	Pass	Meet the requirement of limit.
2.1051 27.53(m)	Conducted Spurious Emissions	Pass	Meet the requirement of limit.
2.1053 27.53(m)	Radiated Spurious Emissions	Pass	Meet the requirement of limit. Minimum passing margin is -24.95 dB at 5220.00 MHz.

2.1 Measurement Uncertainty

Where relevant, the following measurement uncertainty levels have been estimated for tests performed on the EUT as specified in CISPR 16-4-2:

Measurement	Frequency	Expended Uncertainty (k=2) (±)
Conducted Emissions at mains ports	150 kHz ~ 30 MHz	2.44 dB
Radiated Emissions up to 1 GHz	30 MHz ~ 200 MHz	2.93 dB
	200 MHz ~ 1000 MHz	2.95 dB
Radiated Emissions above 1 GHz	1 GHz ~ 18 GHz	2.26 dB
	18 GHz ~ 40 GHz	1.94 dB

2.2 Test Site and Instruments

Description & Manaufacturer	Model No.	Serial No.	Date of Calibration	Due Date of Calibration
Test Receiver Agilent	N9038A	MY51210203	Feb. 17, 2017	Feb. 16, 2018
Spectrum Analyzer Agilent	N9010A	MY52220314	Nov. 24, 2017	Nov. 23, 2018
Spectrum Analyzer ROHDE & SCHWARZ	FSU43	100115	Nov. 23, 2017	Nov. 22, 2018
BILOG Antenna SCHWARZBECK	VULB9168	9168-472	Dec. 06, 2017	Dec. 05, 2018
HORN Antenna SCHWARZBECK	BBHA 9120 D	9120D-969	Dec. 12, 2017	Dec. 11, 2018
Double Ridge Guide Horn Antenna EMCO	3115	5619	Nov. 30, 2017	Nov. 29, 2018
BILOG Antenna SCHWARZBECK	VULB 9168	9168-153	Dec. 06, 2017	Dec. 05, 2018
HORN Antenna SCHWARZBECK	BBHA 9170	9170-480	Dec. 01, 2017	Nov. 30, 2018
RF signal cable ETS-LINDGREN	5D-FB	Cable-CH1-01(RFC-SMS-100-SMS-120+RFC-SMS-100-SMS-400)	Jun. 23, 2017	Jun. 22, 2018
MXG Vector signal generator Agilent	N5182B	MY53050430	Oct. 24, 2017	Oct. 23, 2018
Loop Antenna	EM-6879	269	Aug. 11, 2017	Aug. 10, 2018
Preamplifier EMCI	EMC001340	980201	Nov. 01, 2017	Oct. 30, 2018
Bluetooth Tester	CBT	100946	Jul. 29, 2016	Jul. 28, 2018
Preamplifier EMCI	EMC 012645	980115	Oct. 20, 2017	Oct. 19, 2018
Preamplifier EMCI	EMC 184045	980116	Oct. 20, 2017	Oct. 19, 2018
Preamplifier EMCI	EMC 330H	980112	Oct. 13, 2017	Oct. 12, 2018
Power Meter Anritsu	ML2495A	1012010	Aug. 15, 2017	Aug. 14, 2018
Power Sensor Anritsu	MA2411B	1315050	Aug. 15, 2017	Aug. 14, 2018
RF Coaxial Cable HUBER+SUHNNER	EMC104-SM-SM-8000&3000	140811+170717	Oct. 20, 2017	Oct. 19, 2018

Description & Manaufacturer	Model No.	Serial No.	Date of Calibration	Due Date of Calibration
RF Coaxial Cable HUBER+SUHNNER	SUCOFLEX 104	EMC104-SM-SM-1000(140807)	Oct. 20, 2017	Oct. 19, 2018
RF Coaxial Cable Worken	8D-FB	Cable-Ch10-01	Oct. 20, 2017	Oct. 19, 2018
Software BV ADT	E3 6.120103	NA	NA	NA
Antenna Tower MF	MFA-440H	NA	NA	NA
Turn Table MF	MFT-201SS	NA	NA	NA
Antenna Tower &Turn Table Controller MF	MF-7802	NA	NA	NA

Note:
1. The calibration interval of the above test instruments is 12 / 24 months and the calibrations are traceable to NML/ROC and NIST/USA.
2. The test was performed in HwaYa Chamber 10.
3. The horn antenna and preamplifier (model: EMC 184045) are used only for the measurement of emission frequency above 1 GHz if tested.
4. The IC Site Registration No. is IC7450F-10.

3 General Information

3.1 General Description of EUT

Product	Dolphin CN80	
Brand	Honeywell	
Test Model	CN80L1N	
Status of EUT	Engineering Sample	
HW Version	Rev 1.1	
HW P/N	DVT1	
SW Version	OS.01.004-HON.01.004	
SW P/N	351D	
Power Supply Rating	3.85 Vdc (battery)	
Modulation Type	QPSK, 16QAM, 64QAM	
Frequency Range	LTE Band 7 (Channel Bandwidth: 5 MHz)	2502.5 ~ 2567.5 MHz
	LTE Band 7 (Channel Bandwidth: 10 MHz)	2505 ~ 2565 MHz
	LTE Band 7 (Channel Bandwidth: 15 MHz)	2507.5 ~ 2562.5 MHz
	LTE Band 7 (Channel Bandwidth: 20 MHz)	2510 ~ 2560 MHz
	LTE Band 38 (Channel Bandwidth: 5 MHz)	2572.5 ~ 2617.5 MHz
	LTE Band 38 (Channel Bandwidth: 10 MHz)	2575.0 ~ 2615.0 MHz
	LTE Band 38 (Channel Bandwidth: 15 MHz)	2577.5 ~ 2612.5 MHz
	LTE Band 38 (Channel Bandwidth: 20 MHz)	2580.0 ~ 2610.0 MHz
	LTE Band 41 (Channel Bandwidth: 5 MHz)	2498.5 ~ 2687.5 MHz
	LTE Band 41 (Channel Bandwidth: 10 MHz)	2501.0 ~ 2685.0 MHz
	LTE Band 41 (Channel Bandwidth: 15 MHz)	2503.5 ~ 2682.5 MHz
	LTE Band 41 (Channel Bandwidth: 20 MHz)	2506.0 ~ 2680.0 MHz
Max. EIRP Power	LTE Band 7 (Channel Bandwidth: 5 MHz)	132.13 mW
	LTE Band 7 (Channel Bandwidth: 10 MHz)	159.37 mW
	LTE Band 7 (Channel Bandwidth: 15 MHz)	165.20 mW
	LTE Band 7 (Channel Bandwidth: 20 MHz)	170.22 mW
	LTE Band 38 (Channel Bandwidth: 5 MHz)	351.56 mW
	LTE Band 38 (Channel Bandwidth: 10 MHz)	421.70 mW
	LTE Band 38 (Channel Bandwidth: 15 MHz)	430.53 mW
	LTE Band 38 (Channel Bandwidth: 20 MHz)	443.61 mW
	LTE Band 41 (Channel Bandwidth: 5 MHz)	314.77 mW
	LTE Band 41 (Channel Bandwidth: 10 MHz)	381.07 mW
	LTE Band 41 (Channel Bandwidth: 15 MHz)	403.65 mW
	LTE Band 41 (Channel Bandwidth: 20 MHz)	414.00 mW

Emission Designator	LTE Band 7 (Channel Bandwidth: 5 MHz)	4M50G7D
	LTE Band 7 (Channel Bandwidth: 10 MHz)	8M98G7D
	LTE Band 7 (Channel Bandwidth: 15 MHz)	13M5G7D
	LTE Band 7 (Channel Bandwidth: 20 MHz)	17M9W7D
	LTE Band 38 (Channel Bandwidth: 5 MHz)	4M50W7D
	LTE Band 38 (Channel Bandwidth: 10 MHz)	8M97W7D
	LTE Band 38 (Channel Bandwidth: 15 MHz)	13M4G7D
	LTE Band 38 (Channel Bandwidth: 20 MHz)	17M9W7D
	LTE Band 41 (Channel Bandwidth: 5 MHz)	4M49W7D
	LTE Band 41 (Channel Bandwidth: 10 MHz)	8M97W7D
	LTE Band 41 (Channel Bandwidth: 15 MHz)	13M4G7D
	LTE Band 41 (Channel Bandwidth: 20 MHz)	17M9W7D
Antenna Type	PIFA Antenna	
Accessory Device	Refer to Note as below	
Data Cable Supplied	N/A	

Note:

1. The EUT has been tested with following support unit.

Product	Brand	Model	Description
Battery	Inventus Power, Inc. / Honeywell	CW-BAT	3.85 Vdc, 5800 mAh

2. The above EUT information is declared by manufacturer and for more detailed features description, please refer to the manufacturer's specifications or user's manual.

3.2 Configuration of System under Test

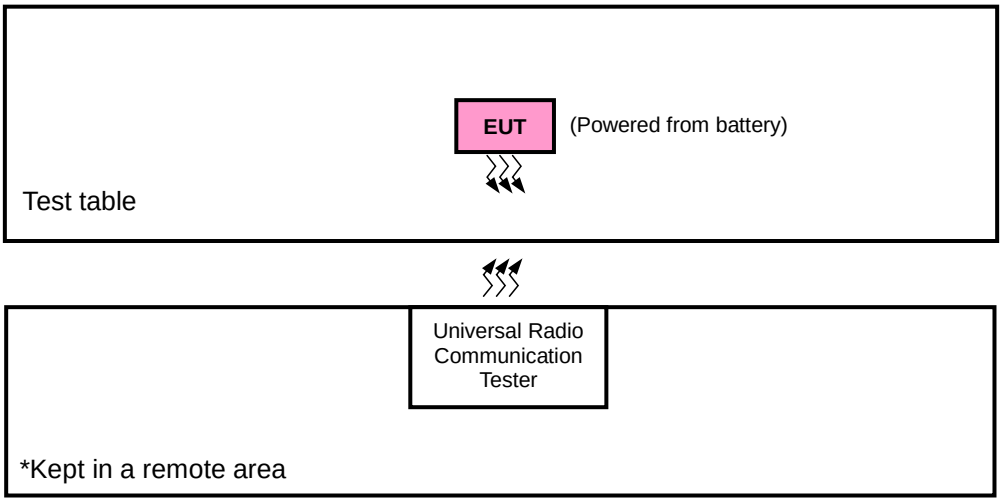

3.2.1 Description of Support Units

The EUT has been tested as an independent unit together with other necessary accessories or support units.

3.3 Test Mode Applicability and Tested Channel Detail

Pre-Scan has been conducted to determine the worst-case mode from all possible combinations between available modulations, data rates, XYZ axis, and antenna ports.
The worst case was found when positioned as the table below. Following channel(s) was (were) selected for the final test as listed below:

Band	EIRP	Radiated Emission
LTE Band 7	X-plane	X-axis
LTE Band 38	X-plane	X-axis
LTE Band 41	X-plane	X-axis

LTE Band 7

EUT Configure Mode	Test Item	Available Channel	Tested Channel	Channel Bandwidth	Modulation	Mode
-	EIRP	20775 to 21425	20775, 21100, 21425	5 MHz	QPSK, 16QAM, 64QAM	1 RB / 0 RB Offset
		20800 to 21400	20800, 21100, 21400	10 MHz	QPSK, 16QAM, 64QAM	1 RB / 0 RB Offset
		20825 to 21375	20825, 21100, 21375	15 MHz	QPSK, 16QAM, 64QAM	1 RB / 0 RB Offset
		20850 to 21350	20850, 21100 21350	20 MHz	QPSK, 16QAM, 64QAM	1 RB / 0 RB Offset
-	Frequency Stability	20775 to 21425	20775, 21425	5 MHz	QPSK	1 RB / 0 RB Offset
		20800 to 21400	20800, 21400	10 MHz	QPSK	1 RB / 0 RB Offset
		20825 to 21375	20825, 21375	15 MHz	QPSK	1 RB / 0 RB Offset
		20850 to 21350	20850, 21350	20 MHz	QPSK	1 RB / 0 RB Offset
-	Occupied Bandwidth	20775 to 21425	20775, 21100, 21425	5 MHz	QPSK, 16QAM, 64QAM	25 RB / 0 RB Offset
		20800 to 21400	20800, 21100, 21400	10 MHz	QPSK, 16QAM, 64QAM	50 RB / 0 RB Offset
		20825 to 21375	20825, 21100, 21375	15 MHz	QPSK, 16QAM, 64QAM	75 RB / 0 RB Offset
		20850 to 21350	20850, 21100 21350	20 MHz	QPSK, 16QAM, 64QAM	100 RB / 0 RB Offset
-	Peak to Average Ratio	20775 to 21425	20775, 21100, 21425	5 MHz	QPSK, 16QAM, 64QAM	1 RB / 0 RB Offset
		20800 to 21400	20800, 21100, 21400	10 MHz	QPSK, 16QAM, 64QAM	1 RB / 0 RB Offset
		20825 to 21375	20825, 21100, 21375	15 MHz	QPSK, 16QAM, 64QAM	1 RB / 0 RB Offset
		20850 to 21350	20850, 21100 21350	20 MHz	QPSK, 16QAM, 64QAM	1 RB / 0 RB Offset
-	Out-of-Band Emissions	20775 to 21425	20775, 21425	5 MHz	QPSK, 16QAM	25 RB / 0 RB Offset
		20800 to 21400	20800, 21400	10 MHz	QPSK, 16QAM	50 RB / 0 RB Offset
		20825 to 21375	20825, 21375	15 MHz	QPSK, 16QAM	75 RB / 0 RB Offset
		20850 to 21350	20850, 21350	20 MHz	QPSK, 16QAM	100 RB / 0 RB Offset
-	Conducted Emission	20775 to 21425	20775, 21100, 21425	5 MHz	QPSK	1 RB / 0 RB Offset
		20800 to 21400	20800, 21100, 21400	10 MHz	QPSK	1 RB / 0 RB Offset
		20825 to 21375	20825, 21100, 21375	15 MHz	QPSK	1 RB / 0 RB Offset
		20850 to 21350	20850, 21100 21350	20 MHz	QPSK	1 RB / 0 RB Offset
-	Radiated Emission	20850 to 21350	20850, 21100 21350	20 MHz	QPSK	1 RB / 0 RB Offset

Note: This device was tested under all bandwidths, RB configurations and modulations. The worst case was found in QPSK modulation.

LTE Band 38

EUT Configure Mode	Test Item	Available Channel	Tested Channel	Channel Bandwidth	Modulation	Mode
-	EIRP	37775 to 38225	37775, 38000, 38225	5 MHz	QPSK, 16QAM, 64QAM	1 RB / 0 RB Offset
		37800 to 38200	37800, 38000, 38200	10 MHz	QPSK, 16QAM, 64QAM	1 RB / 0 RB Offset
		37825 to 38175	37825, 38000, 38175	15 MHz	QPSK, 16QAM, 64QAM	1 RB / 0 RB Offset
		37850 to 38150	37850, 38000, 38150	20 MHz	QPSK, 16QAM, 64QAM	1 RB / 0 RB Offset
-	Frequency Stability	37775 to 38225	37775, 38225	5 MHz	QPSK	1 RB / 0 RB Offset
		37800 to 38200	37800, 38200	10 MHz	QPSK	1 RB / 0 RB Offset
		37825 to 38175	37825, 38175	15 MHz	QPSK	1 RB / 0 RB Offset
		37850 to 38150	37850, 38150	20 MHz	QPSK	1 RB / 0 RB Offset
-	Occupied Bandwidth	37775 to 38225	37775, 38000, 38225	5 MHz	QPSK, 16QAM, 64QAM	25 RB / 0 RB Offset
		37800 to 38200	37800, 38000, 38200	10 MHz	QPSK, 16QAM, 64QAM	50 RB / 0 RB Offset
		37825 to 38175	37825, 38000, 38175	15 MHz	QPSK, 16QAM, 64QAM	75 RB / 0 RB Offset
		37850 to 38150	37850, 38000, 38150	20 MHz	QPSK, 16QAM, 64QAM	100 RB / 0 RB Offset
-	Peak to Average Ratio	37775 to 38225	37775, 38000, 38225	5 MHz	QPSK, 16QAM, 64QAM	1 RB / 0 RB Offset
		37800 to 38200	37800, 38000, 38200	10 MHz	QPSK, 16QAM, 64QAM	1 RB / 0 RB Offset
		37825 to 38175	37825, 38000, 38175	15 MHz	QPSK, 16QAM, 64QAM	1 RB / 0 RB Offset
		37850 to 38150	37850, 38000, 38150	20 MHz	QPSK, 16QAM, 64QAM	1 RB / 0 RB Offset
-	Out-of-Band Emissions	37775 to 38225	37775, 38225	5 MHz	QPSK, 16QAM	25 RB / 0 RB Offset
		37800 to 38200	37800, 38200	10 MHz	QPSK, 16QAM	50 RB / 0 RB Offset
		37825 to 38175	37825, 38175	15 MHz	QPSK, 16QAM	75 RB / 0 RB Offset
		37850 to 38150	37850, 38150	20 MHz	QPSK, 16QAM	100 RB / 0 RB Offset
-	Conducted Emission	37775 to 38225	37775, 38000, 38225	5 MHz	QPSK	1 RB / 0 RB Offset
		37800 to 38200	37800, 38000, 38200	10 MHz	QPSK	1 RB / 0 RB Offset
		37825 to 38175	37825, 38000, 38175	15 MHz	QPSK	1 RB / 0 RB Offset
		37850 to 38150	37850, 38000, 38150	20 MHz	QPSK	1 RB / 0 RB Offset
-	Radiated Emission	37850 to 38150	37850, 38000, 38150	20 MHz	QPSK	1 RB / 0 RB Offset

Note: This device was tested under all bandwidths, RB configurations and modulations. The worst case was found in QPSK modulation.

LTE Band 41

EUT Configure Mode	Test Item	Available Channel	Tested Channel	Channel Bandwidth	Modulation	Mode
-	EIRP	39675 to 41565	39675, 40620, 41565	5 MHz	QPSK, 16QAM, 64QAM	1 RB / 0 RB Offset
		39700 to 41540	39700, 40620, 41540	10 MHz	QPSK, 16QAM, 64QAM	1 RB / 0 RB Offset
		39725 to 41515	39725, 40620, 41515	15 MHz	QPSK, 16QAM, 64QAM	1 RB / 0 RB Offset
		39750 to 41490	39750, 40620, 41490	20 MHz	QPSK, 16QAM, 64QAM	1 RB / 0 RB Offset
-	Frequency Stability	39675 to 41565	39675, 41565	5 MHz	QPSK	1 RB / 0 RB Offset
		39700 to 41540	39700, 41540	10 MHz	QPSK	1 RB / 0 RB Offset
		39725 to 41515	39725, 41515	15 MHz	QPSK	1 RB / 0 RB Offset
		39750 to 41490	39750, 41490	20 MHz	QPSK	1 RB / 0 RB Offset
-	Occupied Bandwidth	39675 to 41565	39675, 40620, 41565	5 MHz	QPSK, 16QAM, 64QAM	25 RB / 0 RB Offset
		39700 to 41540	39700, 40620, 41540	10 MHz	QPSK, 16QAM, 64QAM	50 RB / 0 RB Offset
		39725 to 41515	39725, 40620, 41515	15 MHz	QPSK, 16QAM, 64QAM	75 RB / 0 RB Offset
		39750 to 41490	39750, 40620, 41490	20 MHz	QPSK, 16QAM, 64QAM	100 RB / 0 RB Offset
-	Peak to Average Ratio	39675 to 41565	39675, 40620, 41565	5 MHz	QPSK, 16QAM, 64QAM	1 RB / 0 RB Offset
		39700 to 41540	39700, 40620, 41540	10 MHz	QPSK, 16QAM, 64QAM	1 RB / 0 RB Offset
		39725 to 41515	39725, 40620, 41515	15 MHz	QPSK, 16QAM, 64QAM	1 RB / 0 RB Offset
		39750 to 41490	39750, 40620, 41490	20 MHz	QPSK, 16QAM, 64QAM	1 RB / 0 RB Offset
-	Out-of-Band Emissions	39675 to 41565	39675, 41565	5 MHz	QPSK, 16QAM	25 RB / 0 RB Offset
		39700 to 41540	39700, 41540	10 MHz	QPSK, 16QAM	50 RB / 0 RB Offset
		39725 to 41515	39725, 41515	15 MHz	QPSK, 16QAM	75 RB / 0 RB Offset
		39750 to 41490	39750, 41490	20 MHz	QPSK, 16QAM	100 RB / 0 RB Offset
-	Conducted Emission	39675 to 41565	39675, 40620, 41565	5 MHz	QPSK	1 RB / 0 RB Offset
		39700 to 41540	39700, 40620, 41540	10 MHz	QPSK	1 RB / 0 RB Offset
		39725 to 41515	39725, 40620, 41515	15 MHz	QPSK	1 RB / 0 RB Offset
		39750 to 41490	39750, 40620, 41490	20 MHz	QPSK	1 RB / 0 RB Offset
-	Radiated Emission	39750 to 41490	39750, 40620, 41490	20 MHz	QPSK	1 RB / 0 RB Offset

Note: This device was tested under all bandwidths, RB configurations and modulations. The worst case was found in QPSK modulation.

Test Condition:

Test Item	Environmental Conditions	Input Power	Tested By
EIRP	25 deg. C, 65 % RH	3.85 Vdc	Jisyong Wang / Getaz Yang
Frequency Stability	25 deg. C, 65 % RH	3.85 Vdc	Wayne Lin
Occupied Bandwidth	25 deg. C, 65 % RH	3.85 Vdc	Wayne Lin
Out-of-Band Emissions	25 deg. C, 65 % RH	3.85 Vdc	Wayne Lin
Peak to Average Ratio	25 deg. C, 65 % RH	3.85 Vdc	Wayne Lin
Conducted Emission	25 deg. C, 65 % RH	3.85 Vdc	Wayne Lin
Radiated Emission	25 deg. C, 65 % RH	3.85 Vdc	Jisyong Wang / Getaz Yang

3.4 EUT Operating Conditions

The EUT makes a call to the communication simulator. The communication simulator station system controlled a EUT to export maximum output power under transmission mode and specific channel frequency

3.5 General Description of Applied Standards

The EUT is a RF Product. According to the specifications of the manufacturer, it must comply with the requirements of the following standards:

FCC 47 CFR Part 2
FCC 47 CFR Part 27
KDB 971168 D01 Power Meas License Digital Systems v03
ANSI/TIA/EIA-603-E 2016
ANSI 63.26-2015

Note: All test items have been performed and recorded as per the above standards.

4 Test Types and Results

4.1 Output Power Measurement

4.1.1 Limits of Output Power Measurement

The radiated peak output power shall be according to the specific rule Part 27.50(h)(2) that “User stations are limited to 2 watts” and 27.50(i) specific that “Peak transmit power must be measure over any interval of continuous transmission using instrumentation calibration in terms of rms-equivalent voltage.”

4.1.2 Test Procedures

EIRP Measurement:

a. All measurements were done at low, middle and high operational frequency range. RBW and VBW is 10 MHz for LTE mode.
b. Substitution method is used for E.I.R.P measurement. In the semi-anechoic chamber, EUT placed on the 0.8 m (below or equal 1 GHz) and/or 1.5 m (above 1 GHz) height of Turn Table, rotated the table around 360 degrees to search the maximum radiation power and receiver antenna shall be rotated vertical and horizontal polarization and moved height from 1 m to 4 m to find the maximum polar radiated power. The “Read Value” is the spectrum reading the maximum power value.
c. The substitution horn antenna is substituted for EUT at the same position and signals generator export the CW signal to the substitution antenna via a tx cable. Rotated the Turn Table and moved receiving antenna to find the maximum radiation power. Adjust output power level of S.G to get a Value of spectrum reading equal to “Read Value“ of step b. Record the power level of S.G.
d. EIRP = Output power level of S.G – TX cable loss + Antenna gain of substitution horn.

Conducted Power Measurement:

a. The EUT was set up for the maximum power with LTE link data modulation and link up with simulator.
b. Set the EUT to transmit under low, middle and high channel and record the power level shown on simulator.

4.1.3 Test Setup

EIRP / ERP Measurement:
<Radiated Emission below or equal 1 GHz>

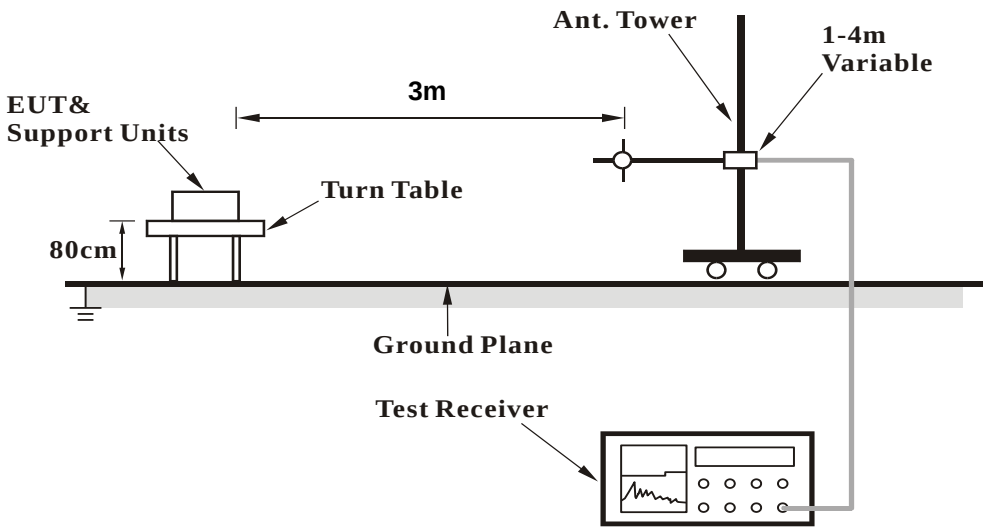

<Radiated Emission above 1 GHz>

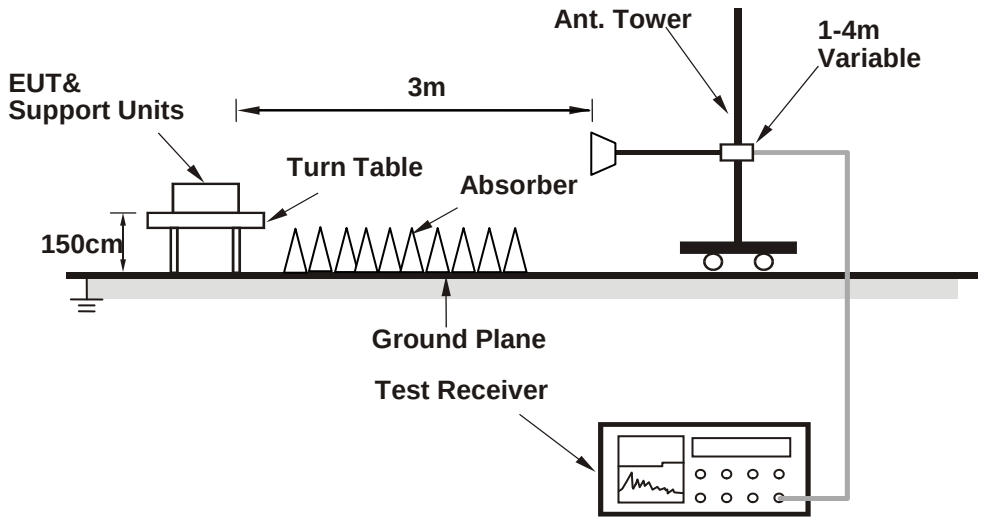

For the actual test configuration, please refer to the attached file (Test Setup Photo).

Conducted Power Measurement:

4.1.4 Test Results

Conducted Output Power (dBm)

LTE Band 7

BW	MCS Index	RB Size	RB Offset	Low	Mid	High	3GPP MPR (dB)
		Channel		20850	21100	21350	
		Frequency (MHz)		2510.0	2535.0	2560.0	
20M	QPSK	1	0	23.33	23.32	23.48	0
		1	50	23.66	23.56	23.72	0
		1	99	23.70	23.60	23.76	0
		50	0	22.63	22.53	22.69	1
		50	25	22.73	22.63	22.79	1
		50	50	22.69	22.59	22.75	1
		100	0	22.67	22.57	22.73	1
	16QAM	1	0	22.32	22.31	22.47	1
		1	50	22.65	22.55	22.71	1
		1	99	22.69	22.59	22.75	1
		50	0	21.62	21.52	21.68	2
		50	25	21.72	21.62	21.78	2
		50	50	21.68	21.58	21.74	2
		100	0	21.66	21.56	21.72	2
	64QAM	1	0	21.28	21.27	21.43	2
		1	50	21.61	21.51	21.67	2
		1	99	21.65	21.55	21.71	2
		50	0	20.58	20.48	20.64	3
		50	25	20.68	20.58	20.74	3
		50	50	20.64	20.54	20.70	3
		100	0	20.62	20.52	20.68	3

BW	MCS Index	RB Size	RB Offset	Low	Mid	High	3GPP MPR (dB)
		Channel		20825	21100	21375	
		Frequency (MHz)		2507.5	2535.0	2562.5	
15M	QPSK	1	0	23.26	23.25	23.41	0
		1	37	23.59	23.49	23.65	0
		1	74	23.63	23.53	23.69	0
		36	0	22.56	22.46	22.62	1
		36	19	22.66	22.56	22.72	1
		36	39	22.62	22.52	22.68	1
		75	0	22.60	22.50	22.66	1
	16QAM	1	0	22.25	22.24	22.40	1
		1	37	22.58	22.48	22.64	1
		1	74	22.62	22.52	22.68	1
		36	0	21.55	21.45	21.61	2
		36	19	21.65	21.55	21.71	2
		36	39	21.61	21.51	21.67	2
		75	0	21.59	21.49	21.65	2
	64QAM	1	0	21.21	21.20	21.36	2
		1	37	21.54	21.44	21.60	2
		1	74	21.58	21.48	21.64	2
		36	0	20.51	20.41	20.57	3
		36	19	20.61	20.51	20.67	3
		36	39	20.57	20.47	20.63	3
		75	0	20.55	20.45	20.61	3

BW	MCS Index	RB Size	RB Offset	Low	Mid	High	3GPP MPR (dB)
		Channel		20800	21100	21400	
		Frequency (MHz)		2505.0	2535.0	2565.0	
10M	QPSK	1	0	23.16	23.15	23.31	0
		1	24	23.49	23.39	23.55	0
		1	49	23.53	23.43	23.59	0
		25	0	22.46	22.36	22.52	1
		25	12	22.56	22.46	22.62	1
		25	25	22.52	22.42	22.58	1
		50	0	22.50	22.40	22.56	1
	16QAM	1	0	22.15	22.14	22.30	1
		1	24	22.48	22.38	22.54	1
		1	49	22.52	22.42	22.58	1
		25	0	21.45	21.35	21.51	2
		25	12	21.55	21.45	21.61	2
		25	25	21.51	21.41	21.57	2
		50	0	21.49	21.39	21.55	2
	64QAM	1	0	21.11	21.10	21.26	2
		1	24	21.44	21.34	21.50	2
		1	49	21.48	21.38	21.54	2
		25	0	20.41	20.31	20.47	3
		25	12	20.51	20.41	20.57	3
		25	25	20.47	20.37	20.53	3
		50	0	20.45	20.35	20.51	3

BW	MCS Index	RB Size	RB Offset	Low	Mid	High	3GPP MPR (dB)
		Channel		20775	21100	21425	
		Frequency (MHz)		2502.5	2535.0	2567.5	
5M	QPSK	1	0	23.04	23.03	23.19	0
		1	12	23.37	23.27	23.43	0
		1	24	23.41	23.31	23.47	0
		12	0	22.34	22.24	22.40	1
		12	6	22.44	22.34	22.50	1
		12	13	22.40	22.30	22.46	1
		25	0	22.38	22.28	22.44	1
	16QAM	1	0	22.03	22.02	22.18	1
		1	12	22.36	22.26	22.42	1
		1	24	22.40	22.30	22.46	1
		12	0	21.33	21.23	21.39	2
		12	6	21.43	21.33	21.49	2
		12	13	21.39	21.29	21.45	2
		25	0	21.37	21.27	21.43	2
	64QAM	1	0	20.99	20.98	21.14	2
		1	12	21.32	21.22	21.38	2
		1	24	21.36	21.26	21.42	2
		12	0	20.29	20.19	20.35	3
		12	6	20.39	20.29	20.45	3
		12	13	20.35	20.25	20.41	3
		25	0	20.33	20.23	20.39	3

LTE Band 38

BW	MCS Index	RB Size	RB Offset	Low	Mid	High	3GPP MPR (dB)	BW	MCS Index	RB Size	RB Offset	Low	Mid	High	3GPP MPR (dB)
		Channel		37850	38000	38150				Channel		37825	38000	38175	
		Frequency (MHz)		2580.0	2595.0	2610.0				Frequency (MHz)		2577.5	2595.0	2612.5	
20M	QPSK	1	0	23.41	23.57	23.59	0	15M	QPSK	1	0	23.29	23.45	23.47	0
		1	50	23.65	23.81	23.83	0			1	37	23.53	23.69	23.71	0
		1	99	23.59	23.75	23.77	0			1	74	23.47	23.63	23.65	0
		50	0	22.71	22.87	22.89	1			36	0	22.59	22.75	22.77	1
		50	25	22.74	22.90	22.92	1			36	19	22.62	22.78	22.80	1
		50	50	22.72	22.88	22.90	1			36	39	22.60	22.76	22.78	1
		100	0	22.73	22.89	22.91	1			75	0	22.61	22.77	22.79	1
	16QAM	1	0	22.36	22.52	22.54	1		16QAM	1	0	22.24	22.40	22.42	1
		1	50	22.60	22.76	22.78	1			1	37	22.48	22.64	22.66	1
		1	99	22.54	22.70	22.72	1			1	74	22.42	22.58	22.60	1
		50	0	21.66	21.82	21.84	2			36	0	21.54	21.70	21.72	2
		50	25	21.69	21.85	21.87	2			36	19	21.57	21.73	21.75	2
		50	50	21.67	21.83	21.85	2			36	39	21.55	21.71	21.73	2
		100	0	21.68	21.84	21.86	2			75	0	21.56	21.72	21.74	2
	64QAM	1	0	21.32	21.48	21.50	2		64QAM	1	0	21.20	21.36	21.38	2
		1	50	21.56	21.72	21.74	2			1	37	21.44	21.60	21.62	2
		1	99	21.50	21.66	21.68	2			1	74	21.38	21.54	21.56	2
		50	0	20.62	20.78	20.80	3			36	0	20.50	20.66	20.68	3
		50	25	20.65	20.81	20.83	3			36	19	20.53	20.69	20.71	3
		50	50	20.63	20.79	20.81	3			36	39	20.51	20.67	20.69	3
		100	0	20.64	20.80	20.82	3			75	0	20.52	20.68	20.70	3

BW	MCS Index	RB Size	RB Offset	Low	Mid	High	3GPP MPR (dB)	BW	MCS Index	RB Size	RB Offset	Low	Mid	High	3GPP MPR (dB)
		Channel		37800	38000	38200				Channel		37775	38000	38225	
		Frequency (MHz)		2575.0	2595.0	2615.0				Frequency (MHz)		2572.5	2595.0	2617.5	
10M	QPSK	1	0	23.21	23.37	23.39	0	5M	QPSK	1	0	23.11	23.27	23.29	0
		1	24	23.45	23.61	23.63	0			1	12	23.35	23.51	23.53	0
		1	49	23.39	23.55	23.57	0			1	24	23.29	23.45	23.47	0
		25	0	22.51	22.67	22.69	1			12	0	22.41	22.57	22.59	1
		25	12	22.54	22.70	22.72	1			12	6	22.44	22.60	22.62	1
		25	25	22.52	22.68	22.70	1			12	13	22.42	22.58	22.60	1
		50	0	22.53	22.69	22.71	1			25	0	22.43	22.59	22.61	1
	16QAM	1	0	22.16	22.32	22.34	1		16QAM	1	0	22.06	22.22	22.24	1
		1	24	22.40	22.56	22.58	1			1	12	22.30	22.46	22.48	1
		1	49	22.34	22.50	22.52	1			1	24	22.24	22.40	22.42	1
		25	0	21.46	21.62	21.64	2			12	0	21.36	21.52	21.54	2
		25	12	21.49	21.65	21.67	2			12	6	21.39	21.55	21.57	2
		25	25	21.47	21.63	21.65	2			12	13	21.37	21.53	21.55	2
		50	0	21.48	21.64	21.66	2			25	0	21.38	21.54	21.56	2
	64QAM	1	0	21.12	21.28	21.30	2		64QAM	1	0	21.02	21.18	21.20	2
		1	24	21.36	21.52	21.54	2			1	12	21.26	21.42	21.44	2
		1	49	21.30	21.46	21.48	2			1	24	21.20	21.36	21.38	2
		25	0	20.42	20.58	20.60	3			12	0	20.32	20.48	20.50	3
		25	12	20.45	20.61	20.63	3			12	6	20.35	20.51	20.53	3
		25	25	20.43	20.59	20.61	3			12	13	20.33	20.49	20.51	3
		50	0	20.44	20.60	20.62	3			25	0	20.34	20.50	20.52	3

LTE Band 41

BW	MCS Index	RB Size	RB Offset	Low	Mid	High	3GPP MPR (dB)
		Channel		39750	40620	41490	
		Frequency (MHz)		2506.0	2593.0	2680.0	
20M	QPSK	1	0	23.66	23.67	23.44	0
		1	50	23.77	23.78	23.55	0
		1	99	23.80	23.81	23.58	0
		50	0	22.79	22.80	22.57	1
		50	25	22.88	22.89	22.66	1
		50	50	22.83	22.84	22.61	1
		100	0	22.84	22.85	22.62	1
	16QAM	1	0	22.61	22.62	22.39	1
		1	50	22.72	22.73	22.50	1
		1	99	22.75	22.76	22.53	1
		50	0	21.74	21.75	21.52	2
		50	25	21.83	21.84	21.61	2
		50	50	21.78	21.79	21.56	2
		100	0	21.79	21.80	21.57	2
	64QAM	1	0	21.57	21.58	21.35	2
		1	50	21.68	21.69	21.46	2
		1	99	21.71	21.72	21.49	2
		50	0	20.70	20.71	20.48	3
		50	25	20.79	20.80	20.57	3
		50	50	20.74	20.75	20.52	3
		100	0	20.75	20.76	20.53	3

BW	MCS Index	RB Size	RB Offset	Low	Mid	High	3GPP MPR (dB)
		Channel		39725	40620	41515	
		Frequency (MHz)		2503.5	2593.0	2682.5	
15M	QPSK	1	0	23.54	23.55	23.32	0
		1	37	23.65	23.66	23.43	0
		1	74	23.68	23.69	23.46	0
		36	0	22.67	22.68	22.45	1
		36	19	22.76	22.77	22.54	1
		36	39	22.71	22.72	22.49	1
		75	0	22.72	22.73	22.50	1
	16QAM	1	0	22.49	22.50	22.27	1
		1	37	22.60	22.61	22.38	1
		1	74	22.63	22.64	22.41	1
		36	0	21.62	21.63	21.40	2
		36	19	21.71	21.72	21.49	2
		36	39	21.66	21.67	21.44	2
		75	0	21.67	21.68	21.45	2
	64QAM	1	0	21.45	21.46	21.23	2
		1	37	21.56	21.57	21.34	2
		1	74	21.59	21.60	21.37	2
		36	0	20.58	20.59	20.36	3
		36	19	20.67	20.68	20.45	3
		36	39	20.62	20.63	20.40	3
		75	0	20.63	20.64	20.41	3

BW	MCS Index	RB Size	RB Offset	Low	Mid	High	3GPP MPR (dB)
		Channel		39700	40620	41540	
		Frequency (MHz)		2501.0	2593.0	2685.0	
10M	QPSK	1	0	23.46	23.47	23.24	0
		1	24	23.57	23.58	23.35	0
		1	49	23.60	23.61	23.38	0
		25	0	22.59	22.60	22.37	1
		25	12	22.68	22.69	22.46	1
		25	25	22.63	22.64	22.41	1
		50	0	22.64	22.65	22.42	1
	16QAM	1	0	22.41	22.42	22.19	1
		1	24	22.52	22.53	22.30	1
		1	49	22.55	22.56	22.33	1
		25	0	21.54	21.55	21.32	2
		25	12	21.63	21.64	21.41	2
		25	25	21.58	21.59	21.36	2
		50	0	21.59	21.60	21.37	2
	64QAM	1	0	21.37	21.38	21.15	2
		1	24	21.48	21.49	21.26	2
		1	49	21.51	21.52	21.29	2
		25	0	20.50	20.51	20.28	3
		25	12	20.59	20.60	20.37	3
		25	25	20.54	20.55	20.32	3
		50	0	20.55	20.56	20.33	3

BW	MCS Index	RB Size	RB Offset	Low	Mid	High	3GPP MPR (dB)
		Channel		39675	40620	41565	
		Frequency (MHz)		2498.5	2593.0	2687.5	
5M	QPSK	1	0	23.36	23.37	23.14	0
		1	12	23.47	23.48	23.25	0
		1	24	23.50	23.51	23.28	0
		12	0	22.49	22.50	22.27	1
		12	6	22.58	22.59	22.36	1
		12	13	22.53	22.54	22.31	1
		25	0	22.54	22.55	22.32	1
	16QAM	1	0	22.31	22.32	22.09	1
		1	12	22.42	22.43	22.20	1
		1	24	22.45	22.46	22.23	1
		12	0	21.44	21.45	21.22	2
		12	6	21.53	21.54	21.31	2
		12	13	21.48	21.49	21.26	2
		25	0	21.49	21.50	21.27	2
	64QAM	1	0	21.27	21.28	21.05	2
		1	12	21.38	21.39	21.16	2
		1	24	21.41	21.42	21.19	2
		12	0	20.40	20.41	20.18	3
		12	6	20.49	20.50	20.27	3
		12	13	20.44	20.45	20.22	3
		25	0	20.45	20.46	20.23	3

EIRP Power (dBm)

LTE Band 7							
Channel Bandwidth: 5 MHz / QPSK							
Plane	**Channel**	**Frequency (MHz)**	**LVL (dBm)**	**Correction Factor (dB)**	**EIRP (dBm)**	**EIRP (mW)**	**Polarization (H/V)**
X	20775	2502.5	-18.15	38.52	20.37	108.79	H
	21100	2535.0	-17.59	38.36	20.77	119.40	
	21425	2567.5	-17.37	38.58	21.21	132.13	
	20775	2502.5	-22.52	38.92	16.40	43.65	V
	21100	2535.0	-22.62	39.26	16.64	46.13	
	21425	2567.5	-22.42	39.22	16.80	47.86	
Channel Bandwidth: 5 MHz / 16QAM							
X	20775	2502.5	-19.17	38.52	19.35	86.02	H
	21100	2535.0	-18.60	38.36	19.76	94.62	
	21425	2567.5	-18.43	38.58	20.15	103.51	
	20775	2502.5	-23.62	38.92	15.30	33.88	V
	21100	2535.0	-23.85	39.26	15.41	34.75	
	21425	2567.5	-23.68	39.22	15.54	35.81	
Channel Bandwidth: 5 MHz / 64QAM							
X	20775	2502.5	-20.24	38.52	18.28	67.24	H
	21100	2535.0	-19.68	38.36	18.68	73.79	
	21425	2567.5	-19.47	38.58	19.11	81.47	
	20775	2502.5	-24.61	38.92	14.31	26.98	V
	21100	2535.0	-24.69	39.26	14.57	28.64	
	21425	2567.5	-24.54	39.22	14.68	29.38	

LTE Band 7							
Channel Bandwidth: 10 MHz / QPSK							
Plane	**Channel**	**Frequency (MHz)**	**LVL (dBm)**	**Correction Factor (dB)**	**EIRP (dBm)**	**EIRP (mW)**	**Polarization (H/V)**
X	20800	2505.0	-17.35	38.65	21.30	135.02	H
	21100	2535.0	-16.74	38.36	21.62	145.21	
	21400	2565.0	-16.46	38.49	22.02	159.37	
	20800	2505.0	-21.47	38.84	17.37	54.58	V
	21100	2535.0	-21.93	39.26	17.33	54.08	
	21400	2565.0	-21.45	39.10	17.65	58.21	
Channel Bandwidth: 10 MHz / 16QAM							
X	20800	2505.0	-18.39	38.65	20.26	106.27	H
	21100	2535.0	-17.83	38.36	20.53	112.98	
	21400	2565.0	-17.53	38.49	20.95	124.57	
	20800	2505.0	-22.57	38.84	16.27	42.36	V
	21100	2535.0	-22.90	39.26	16.36	43.25	
	21400	2565.0	-22.48	39.10	16.62	45.92	
Channel Bandwidth: 10 MHz / 64QAM							
X	20800	2505.0	-19.45	38.65	19.20	83.25	H
	21100	2535.0	-18.87	38.36	19.49	88.92	
	21400	2565.0	-18.62	38.49	19.86	96.92	
	20800	2505.0	-23.59	38.84	15.25	33.50	V
	21100	2535.0	-24.03	39.26	15.23	33.34	
	21400	2565.0	-23.53	39.10	15.57	36.06	

LTE Band 7							
Channel Bandwidth: 15 MHz / QPSK							
Plane	**Channel**	**Frequency (MHz)**	**LVL (dBm)**	**Correction Factor (dB)**	**EIRP (dBm)**	**EIRP (mW)**	**Polarization (H/V)**
X	20825	2507.5	-17.20	38.52	21.32	135.39	H
	21100	2535.0	-16.63	38.36	21.73	148.94	
	21375	2562.5	-16.40	38.58	22.18	165.20	
	20825	2507.5	-21.51	38.92	17.41	55.08	V
	21100	2535.0	-21.63	39.26	17.63	57.94	
	21375	2562.5	-21.37	39.22	17.85	60.95	
Channel Bandwidth: 15 MHz / 16QAM							
X	20825	2507.5	-18.24	38.52	20.28	106.56	H
	21100	2535.0	-17.70	38.36	20.66	116.41	
	21375	2562.5	-17.42	38.58	21.16	130.62	
	20825	2507.5	-22.52	38.92	16.40	43.65	V
	21100	2535.0	-22.74	39.26	16.52	44.87	
	21375	2562.5	-22.43	39.22	16.79	47.75	
Channel Bandwidth: 15 MHz / 64QAM							
X	20825	2507.5	-19.30	38.52	19.22	83.48	H
	21100	2535.0	-18.71	38.36	19.65	92.26	
	21375	2562.5	-18.46	38.58	20.12	102.80	
	20825	2507.5	-23.60	38.92	15.32	34.04	V
	21100	2535.0	-23.68	39.26	15.58	36.14	
	21375	2562.5	-23.52	39.22	15.70	37.15	

LTE Band 7							
Channel Bandwidth: 20 MHz / QPSK							
Plane	**Channel**	**Frequency (MHz)**	**LVL (dBm)**	**Correction Factor (dB)**	**EIRP (dBm)**	**EIRP (mW)**	**Polarization (H/V)**
X	20850.0	2510.0	-17.05	38.52	21.47	140.15	H
	21100.0	2535.0	-16.45	38.36	21.91	155.24	
	21350.0	2560.0	-16.27	38.58	22.31	170.22	
	20850.0	2510.0	-21.40	38.92	17.52	56.49	V
	21100.0	2535.0	-21.55	39.26	17.71	59.02	
	21350.0	2560.0	-21.26	39.22	17.96	62.52	
Channel Bandwidth: 20 MHz / 16QAM							
X	20850.0	2510.0	-18.10	38.52	20.42	110.05	H
	21100.0	2535.0	-17.54	38.36	20.82	120.78	
	21350.0	2560.0	-17.36	38.58	21.22	132.43	
	20850.0	2510.0	-22.46	38.92	16.46	44.26	V
	21100.0	2535.0	-22.64	39.26	16.62	45.92	
	21350.0	2560.0	-22.28	39.22	16.94	49.43	
Channel Bandwidth: 20 MHz / 64QAM							
X	20850.0	2510.0	-19.12	38.52	19.40	87.02	H
	21100.0	2535.0	-18.58	38.36	19.78	95.06	
	21350.0	2560.0	-18.44	38.58	20.14	103.28	
	20850.0	2510.0	-23.49	38.92	15.43	34.91	V
	21100.0	2535.0	-23.66	39.26	15.60	36.31	
	21350.0	2560.0	-23.35	39.22	15.87	38.64	

LTE Band 38							
Channel Bandwidth: 5 MHz / QPSK							
Plane	Channel	Frequency (MHz)	LVL (dBm)	Correction Factor (dB)	EIRP (dBm)	EIRP (mW)	Polarization (H/V)
X	37775	2572.5	-14.34	38.99	24.65	291.74	H
	38000	2595.0	-13.14	38.17	25.03	318.42	
	38225	2617.5	-13.09	38.55	25.46	351.56	
	37775	2572.5	-17.81	39.27	21.46	139.96	V
	38000	2595.0	-16.54	38.68	22.14	163.68	
	38225	2617.5	-16.21	38.55	22.34	171.40	
Channel Bandwidth: 5 MHz / 16QAM							
X	37775	2572.5	-15.22	38.99	23.77	238.23	H
	38000	2595.0	-13.77	38.17	24.40	275.42	
	38225	2617.5	-13.74	38.55	24.81	302.69	
	37775	2572.5	-19.16	39.27	20.11	102.57	V
	38000	2595.0	-17.69	38.68	20.99	125.60	
	38225	2617.5	-17.16	38.55	21.39	137.72	
Channel Bandwidth: 5 MHz / 64QAM							
X	37775	2572.5	-16.13	38.99	22.86	193.20	H
	38000	2595.0	-14.83	38.17	23.34	215.77	
	38225	2617.5	-15.78	38.55	22.77	189.23	
	37775	2572.5	-20.20	39.27	19.07	80.72	V
	38000	2595.0	-18.76	38.68	19.92	98.17	
	38225	2617.5	-18.19	38.55	20.36	108.64	

LTE Band 38							
Channel Bandwidth: 10 MHz / QPSK							
Plane	**Channel**	**Frequency (MHz)**	**LVL (dBm)**	**Correction Factor (dB)**	**EIRP (dBm)**	**EIRP (mW)**	**Polarization (H/V)**
X	37800	2575.0	-13.78	38.98	25.20	331.13	H
	38000	2595.0	-12.36	38.17	25.81	381.07	
	38200	2615.0	-12.20	38.45	26.25	421.70	
	37800	2575.0	-17.17	39.04	21.87	153.82	V
	38000	2595.0	-16.27	38.68	22.41	174.18	
	38200	2615.0	-15.91	38.60	22.69	185.78	
Channel Bandwidth: 10 MHz / 16QAM							
X	37800	2575.0	-14.87	38.98	24.11	257.63	H
	38000	2595.0	-13.38	38.17	24.79	301.30	
	38200	2615.0	-13.21	38.45	25.24	334.20	
	37800	2575.0	-18.19	39.04	20.85	121.62	V
	38000	2595.0	-17.36	38.68	21.32	135.52	
	38200	2615.0	-16.97	38.60	21.63	145.55	
Channel Bandwidth: 10 MHz / 64QAM							
X	37800	2575.0	-15.94	38.98	23.04	201.37	H
	38000	2595.0	-14.44	38.17	23.73	236.05	
	38200	2615.0	-14.28	38.45	24.17	261.22	
	37800	2575.0	-19.27	39.04	19.77	94.84	V
	38000	2595.0	-18.40	38.68	20.28	106.66	
	38200	2615.0	-18.01	38.60	20.59	114.55	

LTE Band 38							
Channel Bandwidth: 15 MHz / QPSK							
Plane	**Channel**	**Frequency (MHz)**	**LVL (dBm)**	**Correction Factor (dB)**	**EIRP (dBm)**	**EIRP (mW)**	**Polarization (H/V)**
X	37825	2577.5	-13.65	39.09	25.44	349.95	H
	38000	2595.0	-12.22	38.17	25.95	393.55	
	38175	2612.5	-12.18	38.52	26.34	430.53	
	37825	2577.5	-16.96	39.04	22.08	161.44	V
	38000	2595.0	-16.09	38.68	22.59	181.55	
	38175	2612.5	-15.74	38.66	22.92	195.88	
Channel Bandwidth: 15 MHz / 16QAM							
X	37825	2577.5	-14.66	39.09	24.43	277.33	H
	38000	2595.0	-13.26	38.17	24.91	309.74	
	38175	2612.5	-13.23	38.52	25.29	338.06	
	37825	2577.5	-18.02	39.04	21.02	126.47	V
	38000	2595.0	-17.17	38.68	21.51	141.58	
	38175	2612.5	-16.78	38.66	21.88	154.17	
Channel Bandwidth: 15 MHz / 64QAM							
X	37825	2577.5	-15.70	39.09	23.39	218.27	H
	38000	2595.0	-14.33	38.17	23.84	242.10	
	38175	2612.5	-14.24	38.52	24.28	267.92	
	37825	2577.5	-19.07	39.04	19.97	99.31	V
	38000	2595.0	-18.21	38.68	20.47	111.43	
	38175	2612.5	-17.82	38.66	20.84	121.34	

LTE Band 38							
Channel Bandwidth: 20 MHz / QPSK							
Plane	**Channel**	**Frequency (MHz)**	**LVL (dBm)**	**Correction Factor (dB)**	**EIRP (dBm)**	**EIRP (mW)**	**Polarization (H/V)**
X	37850	2580.0	-13.68	39.26	25.58	361.41	H
	38000	2595.0	-12.08	38.17	26.09	406.44	
	38150	2610.0	-12.24	38.71	26.47	443.61	
	37850	2580.0	-17.14	39.33	22.19	165.58	V
	38000	2595.0	-15.98	38.68	22.70	186.21	
	38150	2610.0	-15.68	38.76	23.08	203.24	
Channel Bandwidth: 20 MHz / 16QAM							
X	37850	2580.0	-14.74	39.26	24.52	283.14	H
	38000	2595.0	-13.14	38.17	25.03	318.42	
	38150	2610.0	-13.27	38.71	25.44	349.95	
	37850	2580.0	-18.18	39.33	21.15	130.32	V
	38000	2595.0	-17.07	38.68	21.61	144.88	
	38150	2610.0	-16.74	38.76	22.02	159.22	
Channel Bandwidth: 20 MHz / 64QAM							
X	37850	2580.0	-15.83	39.26	23.43	220.29	H
	38000	2595.0	-14.22	38.17	23.95	248.31	
	38150	2610.0	-14.28	38.71	24.43	277.33	
	37850	2580.0	-19.25	39.33	20.08	101.86	V
	38000	2595.0	-18.15	38.68	20.53	112.98	
	38150	2610.0	-17.80	38.76	20.96	124.74	

LTE Band 41							
Channel Bandwidth: 5 MHz / QPSK							
Plane	Channel	Frequency (MHz)	LVL (dBm)	Correction Factor (dB)	EIRP (dBm)	EIRP (mW)	Polarization (H/V)
X	39675	2498.5	-14.01	38.99	24.98	314.77	H
	40620	2593.0	-13.25	38.17	24.92	310.46	
	41565	2687.5	-13.83	38.55	24.72	296.48	
	39675	2498.5	-18.46	39.27	20.81	120.50	V
	40620	2593.0	-17.99	38.68	20.69	117.22	
	41565	2687.5	-18.11	38.55	20.44	110.66	
Channel Bandwidth: 5 MHz / 16QAM							
X	39675	2498.5	-15.10	38.99	23.89	244.91	H
	40620	2593.0	-14.31	38.17	23.86	243.22	
	41565	2687.5	-14.91	38.55	23.64	231.21	
	39675	2498.5	-19.51	39.27	19.76	94.62	V
	40620	2593.0	-19.00	38.68	19.68	92.90	
	41565	2687.5	-19.17	38.55	19.38	86.70	
Channel Bandwidth: 5 MHz / 64QAM							
X	39675	2498.5	-16.18	38.99	22.81	190.99	H
	40620	2593.0	-15.38	38.17	22.79	190.11	
	41565	2687.5	-15.93	38.55	22.62	182.81	
	39675	2498.5	-20.53	39.27	18.74	74.82	V
	40620	2593.0	-20.09	38.68	18.59	72.28	
	41565	2687.5	-20.20	38.55	18.35	68.39	

LTE Band 41							
Channel Bandwidth: 10 MHz / QPSK							
Plane	**Channel**	**Frequency (MHz)**	**LVL (dBm)**	**Correction Factor (dB)**	**EIRP (dBm)**	**EIRP (mW)**	**Polarization (H/V)**
X	39700	2501.0	-13.17	38.98	25.81	381.07	H
	40620	2593.0	-12.42	38.17	25.75	375.84	
	41540	2685.0	-12.84	38.45	25.61	363.92	
	39700	2501.0	-17.43	39.04	21.61	144.88	V
	40620	2593.0	-17.15	38.68	21.53	142.23	
	41540	2685.0	-17.25	38.60	21.35	136.46	
Channel Bandwidth: 10 MHz / 16QAM							
X	39700	2501.0	-14.26	38.98	24.72	296.48	H
	40620	2593.0	-13.44	38.17	24.73	297.17	
	41540	2685.0	-13.87	38.45	24.58	287.08	
	39700	2501.0	-18.46	39.04	20.58	114.29	V
	40620	2593.0	-18.21	38.68	20.47	111.43	
	41540	2685.0	-18.34	38.60	20.26	106.17	
Channel Bandwidth: 10 MHz / 64QAM							
X	39700	2501.0	-15.29	38.98	23.69	233.88	H
	40620	2593.0	-14.46	38.17	23.71	234.96	
	41540	2685.0	-14.91	38.45	23.54	225.94	
	39700	2501.0	-19.47	39.04	19.57	90.57	V
	40620	2593.0	-19.30	38.68	19.38	86.70	
	41540	2685.0	-19.42	38.60	19.18	82.79	

LTE Band 41							
Channel Bandwidth: 15 MHz / QPSK							
Plane	**Channel**	**Frequency (MHz)**	**LVL (dBm)**	**Correction Factor (dB)**	**EIRP (dBm)**	**EIRP (mW)**	**Polarization (H/V)**
X	39725	2503.5	-13.03	39.09	26.06	403.65	H
	40620	2593.0	-12.27	38.17	25.90	389.05	
	41515	2682.5	-12.89	38.52	25.63	365.59	
	39725	2503.5	-17.25	39.04	21.79	151.01	V
	40620	2593.0	-16.98	38.68	21.70	147.91	
	41515	2682.5	-17.26	38.66	21.40	138.04	
Channel Bandwidth: 15 MHz / 16QAM							
X	39725	2503.5	-14.05	39.09	25.04	319.15	H
	40620	2593.0	-13.29	38.17	24.88	307.61	
	41515	2682.5	-13.97	38.52	24.55	285.10	
	39725	2503.5	-18.30	39.04	20.74	118.58	V
	40620	2593.0	-18.03	38.68	20.65	116.14	
	41515	2682.5	-18.27	38.66	20.39	109.40	
Channel Bandwidth: 15 MHz / 64QAM							
X	39725	2503.5	-15.10	39.09	23.99	250.61	H
	40620	2593.0	-14.33	38.17	23.84	242.10	
	41515	2682.5	-15.06	38.52	23.46	221.82	
	39725	2503.5	-19.38	39.04	19.66	92.47	V
	40620	2593.0	-19.08	38.68	19.60	91.20	
	41515	2682.5	-19.32	38.66	19.34	85.90	

LTE Band 41							
Channel Bandwidth: 20 MHz / QPSK							
Plane	**Channel**	**Frequency (MHz)**	**LVL (dBm)**	**Correction Factor (dB)**	**EIRP (dBm)**	**EIRP (mW)**	**Polarization (H/V)**
X	39750	2506.0	-13.09	39.26	26.17	414.00	H
	40620	2593.0	-12.16	38.17	26.01	399.02	
	41490	2680.0	-12.91	38.71	25.80	380.19	
	39750	2506.0	-17.34	39.33	21.99	158.12	V
	40620	2593.0	-16.87	38.68	21.81	151.71	
	41490	2680.0	-17.18	38.76	21.58	143.88	
Channel Bandwidth: 20 MHz / 16QAM							
X	39750	2506.0	-14.17	39.26	25.09	322.85	H
	40620	2593.0	-13.18	38.17	24.99	315.50	
	41490	2680.0	-13.93	38.71	24.78	300.61	
	39750	2506.0	-18.35	39.33	20.98	125.31	V
	40620	2593.0	-17.94	38.68	20.74	118.58	
	41490	2680.0	-18.23	38.76	20.53	112.98	
Channel Bandwidth: 20 MHz / 64QAM							
X	39750	2506.0	-15.21	39.26	24.05	254.10	H
	40620	2593.0	-14.24	38.17	23.93	247.17	
	41490	2680.0	-14.99	38.71	23.72	235.50	
	39750	2506.0	-19.44	39.33	19.89	97.50	V
	40620	2593.0	-18.95	38.68	19.73	93.97	
	41490	2680.0	-19.27	38.76	19.49	88.92	

4.2 Frequency Stability Measurement

4.2.1 Limits of Frequency Stabiliity Measurement

The frequency stability shall be sufficient to ensure that the fundamental emissions stay within the authorized bands of operation.

4.2.2 Test Procedure

a. Device is placed at the oven room. The oven room could control the temperatures and humidity. Power warm up is at least 15 min and power applied should perform before recording frequency error.
b. EUT is connected the external power supply to control the DC input power. The test voltage range is from minimum to maximum working voltage. Each step shall be record the frequency error rate.
c. The temperature range step is 10 degrees in this test items. All temperature levels shall be hold the ±0.5 ℃ during the measurement testing. The each temperature step shall be at least 0.5 hours, consider the EUT could be test under the stability condition.

NOTE: The frequency error was recorded frequency error from the communication simulator.

4.2.3 Test Setup

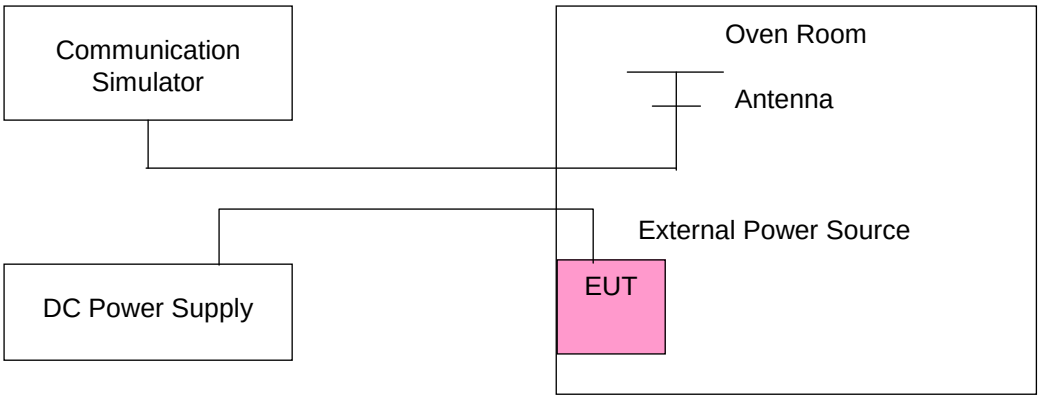

4.2.4 Test Results

Frequency Error vs. Voltage

Voltage (Volts)	LTE Band 7				Limit (ppm)
	Channel Bandwidth: 5 MHz				
	Low Channel		High Channel		
	Frequency (MHz)	Frequency Error (ppm)	Frequency (MHz)	Frequency Error (ppm)	
3.85	2502.500003	0.001	2567.500004	0.002	2.5
2.8	2502.500002	0.001	2567.500003	0.001	2.5
4.38	2502.500002	0.001	2567.500002	0.001	2.5

Note: The applicant defined the normal working voltage of the battery is from 2.8 Vdc to 4.38 Vdc.

Frequency Error vs. Temperature

Temp. (℃)	LTE Band 7				Limit (ppm)
	Channel Bandwidth: 5 MHz				
	Low Channel		High Channel		
	Frequency (MHz)	Frequency Error (ppm)	Frequency (MHz)	Frequency Error (ppm)	
-30	2502.500004	0.002	2567.500004	0.002	2.5
-20	2502.500002	0.001	2567.500002	0.001	2.5
-10	2502.500003	0.001	2567.500002	0.001	2.5
0	2502.500004	0.002	2567.500002	0.001	2.5
10	2502.500001	0.000	2567.500004	0.001	2.5
20	2502.499997	-0.001	2567.499998	-0.001	2.5
30	2502.499998	-0.001	2567.499997	-0.001	2.5
40	2502.499997	-0.001	2567.499998	-0.001	2.5
50	2502.499997	-0.001	2567.499996	-0.001	2.5

Frequency Error vs. Voltage

Voltage (Volts)	LTE Band 7				Limit (ppm)
	Channel Bandwidth: 10 MHz				
	Low Channel		High Channel		
	Frequency (MHz)	Frequency Error (ppm)	Frequency (MHz)	Frequency Error (ppm)	
3.85	2505.000001	0.000	2565.000003	0.001	2.5
2.8	2505.000004	0.002	2565.000001	0.001	2.5
4.38	2505.000002	0.001	2565.000003	0.001	2.5

Note: The applicant defined the normal working voltage of the battery is from 2.8 Vdc to 4.38 Vdc.

Frequency Error vs. Temperature

Temp. (℃)	LTE Band 7				Limit (ppm)
	Channel Bandwidth: 10 MHz				
	Low Channel		High Channel		
	Frequency (MHz)	Frequency Error (ppm)	Frequency (MHz)	Frequency Error (ppm)	
-30	2505.000002	0.001	2565.000003	0.001	2.5
-20	2505.000003	0.001	2565.000002	0.001	2.5
-10	2505.000002	0.001	2565.000003	0.001	2.5
0	2505.000004	0.001	2565.000003	0.001	2.5
10	2505.000003	0.001	2565.000004	0.001	2.5
20	2504.999997	-0.001	2564.999998	-0.001	2.5
30	2504.999999	-0.001	2564.999998	-0.001	2.5
40	2504.999997	-0.001	2564.999998	-0.001	2.5
50	2504.999997	-0.001	2564.999997	-0.001	2.5

Frequency Error vs. Voltage

Voltage (Volts)	LTE Band 7				Limit (ppm)
	Channel Bandwidth: 15 MHz				
	Low Channel		High Channel		
	Frequency (MHz)	Frequency Error (ppm)	Frequency (MHz)	Frequency Error (ppm)	
3.85	2507.500002	0.001	2562.500002	0.001	2.5
2.8	2507.500001	0.001	2562.500002	0.001	2.5
4.38	2507.500001	0.001	2562.500002	0.001	2.5

Note: The applicant defined the normal working voltage of the battery is from 2.8 Vdc to 4.38 Vdc.

Frequency Error vs. Temperature

Temp. (℃)	LTE Band 7				Limit (ppm)
	Channel Bandwidth: 15 MHz				
	Low Channel		High Channel		
	Frequency (MHz)	Frequency Error (ppm)	Frequency (MHz)	Frequency Error (ppm)	
-30	2507.500002	0.001	2562.500002	0.001	2.5
-20	2507.500003	0.001	2562.500003	0.001	2.5
-10	2507.500001	0.000	2562.500002	0.001	2.5
0	2507.500001	0.000	2562.500001	0.000	2.5
10	2507.500004	0.001	2562.500004	0.002	2.5
20	2507.499999	0.000	2562.499998	-0.001	2.5
30	2507.499998	-0.001	2562.499998	-0.001	2.5
40	2507.499997	-0.001	2562.499997	-0.001	2.5
50	2507.499998	-0.001	2562.499999	0.000	2.5

Frequency Error vs. Voltage

Voltage (Volts)	LTE Band 7				Limit (ppm)
	Channel Bandwidth: 20 MHz				
	Low Channel		High Channel		
	Frequency (MHz)	Frequency Error (ppm)	Frequency (MHz)	Frequency Error (ppm)	
3.85	2510.000002	0.001	2560.000003	0.001	2.5
2.8	2510.000002	0.001	2560.000002	0.001	2.5
4.38	2510.000003	0.001	2560.000001	0.000	2.5

Note: The applicant defined the normal working voltage of the battery is from 2.8 Vdc to 4.38 Vdc.

Frequency Error vs. Temperature

Temp. (℃)	LTE Band 7				Limit (ppm)
	Channel Bandwidth: 20 MHz				
	Low Channel		High Channel		
	Frequency (MHz)	Frequency Error (ppm)	Frequency (MHz)	Frequency Error (ppm)	
-30	2510.000003	0.001	2560.000002	0.001	2.5
-20	2510.000004	0.002	2560.000002	0.001	2.5
-10	2510.000004	0.001	2560.000002	0.001	2.5
0	2510.000002	0.001	2560.000004	0.001	2.5
10	2510.000003	0.001	2560.000003	0.001	2.5
20	2509.999998	-0.001	2559.999997	-0.001	2.5
30	2509.999996	-0.002	2559.999996	-0.001	2.5
40	2509.999998	-0.001	2559.999998	-0.001	2.5
50	2509.999998	-0.001	2559.999998	-0.001	2.5

Frequency Error vs. Voltage

Voltage (Volts)	LTE Band 38				Limit (ppm)
	Channel Bandwidth: 5 MHz				
	Low Channel		High Channel		
	Frequency (MHz)	Frequency Error (ppm)	Frequency (MHz)	Frequency Error (ppm)	
3.85	2572.500004	0.002	2617.500002	0.001	2.5
2.8	2572.500001	0.000	2617.500002	0.001	2.5
4.38	2572.500002	0.001	2617.500003	0.001	2.5

Note: The applicant defined the normal working voltage of the battery is from 2.8 Vdc to 4.38 Vdc.

Frequency Error vs. Temperature

Temp. (℃)	LTE Band 38				Limit (ppm)
	Channel Bandwidth: 5 MHz				
	Low Channel		High Channel		
	Frequency (MHz)	Frequency Error (ppm)	Frequency (MHz)	Frequency Error (ppm)	
-30	2572.500003	0.001	2617.500002	0.001	2.5
-20	2572.500002	0.001	2617.500002	0.001	2.5
-10	2572.500004	0.001	2617.500003	0.001	2.5
0	2572.500003	0.001	2617.500003	0.001	2.5
10	2572.500004	0.001	2617.500003	0.001	2.5
20	2572.499999	0.000	2617.499996	-0.001	2.5
30	2572.499999	-0.001	2617.499996	-0.001	2.5
40	2572.499998	-0.001	2617.499998	-0.001	2.5
50	2572.499998	-0.001	2617.499997	-0.001	2.5

Frequency Error vs. Voltage

Voltage (Volts)	LTE Band 38				Limit (ppm)
	Channel Bandwidth: 10 MHz				
	Low Channel		High Channel		
	Frequency (MHz)	Frequency Error (ppm)	Frequency (MHz)	Frequency Error (ppm)	
3.85	2575.000004	0.001	2615.000002	0.001	2.5
2.8	2575.000004	0.001	2615.000004	0.001	2.5
4.38	2575.000003	0.001	2615.000003	0.001	2.5

Note: The applicant defined the normal working voltage of the battery is from 2.8 Vdc to 4.38 Vdc.

Frequency Error vs. Temperature

Temp. (℃)	LTE Band 38				Limit (ppm)
	Channel Bandwidth: 10 MHz				
	Low Channel		High Channel		
	Frequency (MHz)	Frequency Error (ppm)	Frequency (MHz)	Frequency Error (ppm)	
-30	2575.000002	0.001	2615.000003	0.001	2.5
-20	2575.000004	0.001	2615.000002	0.001	2.5
-10	2575.000003	0.001	2615.000002	0.001	2.5
0	2575.000002	0.001	2615.000003	0.001	2.5
10	2575.000002	0.001	2615.000003	0.001	2.5
20	2574.999999	0.000	2614.999999	0.000	2.5
30	2574.999998	-0.001	2614.999997	-0.001	2.5
40	2574.999997	-0.001	2614.999998	-0.001	2.5
50	2574.999997	-0.001	2614.999997	-0.001	2.5

Frequency Error vs. Voltage

Voltage (Volts)	LTE Band 38				Limit (ppm)
	Channel Bandwidth: 15 MHz				
	Low Channel		High Channel		
	Frequency (MHz)	Frequency Error (ppm)	Frequency (MHz)	Frequency Error (ppm)	
3.85	2577.500001	0.001	2612.500003	0.001	2.5
2.8	2577.500002	0.001	2612.500003	0.001	2.5
4.38	2577.500003	0.001	2612.500002	0.001	2.5

Note: The applicant defined the normal working voltage of the battery is from 2.8 Vdc to 4.38 Vdc.

Frequency Error vs. Temperature

Temp. (℃)	LTE Band 38				Limit (ppm)
	Channel Bandwidth: 15 MHz				
	Low Channel		High Channel		
	Frequency (MHz)	Frequency Error (ppm)	Frequency (MHz)	Frequency Error (ppm)	
-30	2577.500004	0.002	2612.500001	0.000	2.5
-20	2577.500003	0.001	2612.500002	0.001	2.5
-10	2577.500004	0.001	2612.500002	0.001	2.5
0	2577.500002	0.001	2612.500004	0.001	2.5
10	2577.500002	0.001	2612.500002	0.001	2.5
20	2577.499998	-0.001	2612.499997	-0.001	2.5
30	2577.499997	-0.001	2612.499997	-0.001	2.5
40	2577.499996	-0.002	2612.499998	-0.001	2.5
50	2577.499999	0.000	2612.499997	-0.001	2.5

Frequency Error vs. Voltage

Voltage (Volts)	LTE Band 38				Limit (ppm)
	Channel Bandwidth: 20 MHz				
	Low Channel		High Channel		
	Frequency (MHz)	Frequency Error (ppm)	Frequency (MHz)	Frequency Error (ppm)	
3.85	2580.000003	0.001	2610.000004	0.001	2.5
2.8	2580.000002	0.001	2610.000002	0.001	2.5
4.38	2580.000004	0.001	2610.000003	0.001	2.5

Note: The applicant defined the normal working voltage of the battery is from 2.8 Vdc to 4.38 Vdc.

Frequency Error vs. Temperature

Temp. (℃)	LTE Band 38				Limit (ppm)
	Channel Bandwidth: 20 MHz				
	Low Channel		High Channel		
	Frequency (MHz)	Frequency Error (ppm)	Frequency (MHz)	Frequency Error (ppm)	
-30	2580.000001	0.000	2610.000002	0.001	2.5
-20	2580.000002	0.001	2610.000004	0.001	2.5
-10	2580.000002	0.001	2610.000002	0.001	2.5
0	2580.000002	0.001	2610.000003	0.001	2.5
10	2580.000003	0.001	2610.000002	0.001	2.5
20	2579.999997	-0.001	2609.999997	-0.001	2.5
30	2579.999997	-0.001	2609.999998	-0.001	2.5
40	2579.999997	-0.001	2609.999999	0.000	2.5
50	2579.999997	-0.001	2609.999999	0.000	2.5

Frequency Error vs. Voltage

Voltage (Volts)	LTE Band 41				Limit (ppm)
	Channel Bandwidth: 5 MHz				
	Low Channel		High Channel		
	Frequency (MHz)	Frequency Error (ppm)	Frequency (MHz)	Frequency Error (ppm)	
3.85	2498.500004	0.002	2687.500003	0.001	2.5
2.8	2498.500002	0.001	2687.500003	0.001	2.5
4.38	2498.500004	0.002	2687.500004	0.001	2.5

Note: The applicant defined the normal working voltage of the battery is from 2.8 Vdc to 4.38 Vdc.

Frequency Error vs. Temperature

Temp. (℃)	LTE Band 41				Limit (ppm)
	Channel Bandwidth: 5 MHz				
	Low Channel		High Channel		
	Frequency (MHz)	Frequency Error (ppm)	Frequency (MHz)	Frequency Error (ppm)	
-30	2498.500002	0.001	2687.500001	0.001	2.5
-20	2498.500004	0.001	2687.500003	0.001	2.5
-10	2498.500002	0.001	2687.500003	0.001	2.5
0	2498.500004	0.001	2687.500003	0.001	2.5
10	2498.500003	0.001	2687.500003	0.001	2.5
20	2498.499998	-0.001	2687.499997	-0.001	2.5
30	2498.499998	-0.001	2687.499998	-0.001	2.5
40	2498.499997	-0.001	2687.499997	-0.001	2.5
50	2498.499997	-0.001	2687.499997	-0.001	2.5

Frequency Error vs. Voltage

Voltage (Volts)	LTE Band 41				Limit (ppm)
	Channel Bandwidth: 10 MHz				
	Low Channel		High Channel		
	Frequency (MHz)	Frequency Error (ppm)	Frequency (MHz)	Frequency Error (ppm)	
3.85	2501.000002	0.001	2685.000003	0.001	2.5
2.8	2501.000003	0.001	2685.000003	0.001	2.5
4.38	2501.000003	0.001	2685.000001	0.000	2.5

Note: The applicant defined the normal working voltage of the battery is from 2.8 Vdc to 4.38 Vdc.

Frequency Error vs. Temperature

Temp. (℃)	LTE Band 41				Limit (ppm)
	Channel Bandwidth: 10 MHz				
	Low Channel		High Channel		
	Frequency (MHz)	Frequency Error (ppm)	Frequency (MHz)	Frequency Error (ppm)	
-30	2501.000004	0.002	2685.000002	0.001	2.5
-20	2501.000002	0.001	2685.000004	0.001	2.5
-10	2501.000003	0.001	2685.000004	0.001	2.5
0	2501.000002	0.001	2685.000002	0.001	2.5
10	2501.000004	0.002	2685.000003	0.001	2.5
20	2500.999998	-0.001	2684.999999	-0.001	2.5
30	2500.999999	0.000	2684.999997	-0.001	2.5
40	2500.999999	-0.001	2684.999998	-0.001	2.5
50	2500.999996	-0.002	2684.999998	-0.001	2.5

Frequency Error vs. Voltage

Voltage (Volts)	LTE Band 41				Limit (ppm)
	Channel Bandwidth: 15 MHz				
	Low Channel		High Channel		
	Frequency (MHz)	Frequency Error (ppm)	Frequency (MHz)	Frequency Error (ppm)	
3.85	2503.500001	0.000	2682.500003	0.001	2.5
2.8	2503.500003	0.001	2682.500002	0.001	2.5
4.38	2503.500002	0.001	2682.500003	0.001	2.5

Note: The applicant defined the normal working voltage of the battery is from 2.8 Vdc to 4.38 Vdc.

Frequency Error vs. Temperature

Temp. (℃)	LTE Band 41				Limit (ppm)
	Channel Bandwidth: 15 MHz				
	Low Channel		High Channel		
	Frequency (MHz)	Frequency Error (ppm)	Frequency (MHz)	Frequency Error (ppm)	
-30	2503.500002	0.001	2682.500002	0.001	2.5
-20	2503.500002	0.001	2682.500004	0.001	2.5
-10	2503.500001	0.000	2682.500002	0.001	2.5
0	2503.500003	0.001	2682.500002	0.001	2.5
10	2503.500003	0.001	2682.500003	0.001	2.5
20	2503.499999	-0.001	2682.499999	-0.001	2.5
30	2503.499997	-0.001	2682.499997	-0.001	2.5
40	2503.499998	-0.001	2682.499996	-0.001	2.5
50	2503.499997	-0.001	2682.499999	0.000	2.5

Frequency Error vs. Voltage

Voltage (Volts)	LTE Band 41				Limit (ppm)
	Channel Bandwidth: 20 MHz				
	Low Channel		High Channel		
	Frequency (MHz)	Frequency Error (ppm)	Frequency (MHz)	Frequency Error (ppm)	
3.85	2506.000001	0.001	2680.000002	0.001	2.5
2.8	2506.000004	0.001	2680.000002	0.001	2.5
4.38	2506.000001	0.001	2680.000002	0.001	2.5

Note: The applicant defined the normal working voltage of the battery is from 2.8 Vdc to 4.38 Vdc.

Frequency Error vs. Temperature

Temp. (℃)	LTE Band 41				Limit (ppm)
	Channel Bandwidth: 20 MHz				
	Low Channel		High Channel		
	Frequency (MHz)	Frequency Error (ppm)	Frequency (MHz)	Frequency Error (ppm)	
-30	2506.000004	0.001	2680.000003	0.001	2.5
-20	2506.000002	0.001	2680.000004	0.001	2.5
-10	2506.000001	0.000	2680.000002	0.001	2.5
0	2506.000002	0.001	2680.000001	0.001	2.5
10	2506.000002	0.001	2680.000002	0.001	2.5
20	2505.999998	-0.001	2679.999999	0.000	2.5
30	2505.999998	-0.001	2679.999999	0.000	2.5
40	2505.999997	-0.001	2679.999997	-0.001	2.5
50	2505.999997	-0.001	2679.999997	-0.001	2.5

4.3 Occupied Bandwidth Measurement

4.3.1 Limits of Occupied Bandwidth Measurement

The width of a frequency band such that, below the lower and above the upper frequency limits, the mean powers emitted are each equal to a specified percentage 0.5 % of the total mean power of a given emission.

4.3.2 Test Procedure

a. The conducted occupied bandwidth used the power splitter via EUT RF power connector between simulation base station and spectrum analyzer.
b. Use OBW measurement function of Spectrum analyzer to measure 99 % occupied bandwidth.

4.3.3 Test Setup

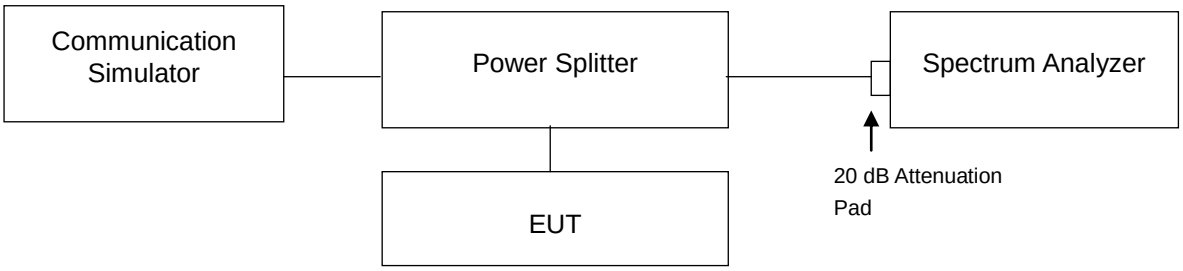

4.3.4 Test Result

LTE Band 7									
Channel Bandwidth: 5 MHz					Channel Bandwidth: 10 MHz				
Channel	Frequency (MHz)	99 % Occupied Bandwidth (MHz)			Channel	Frequency (MHz)	99 % Occupied Bandwidth (MHz)		
		QPSK	16QAM	64QAM			QPSK	16QAM	64QAM
20775	2502.5	4.4920	4.4934	4.4965	20800	2505.0	8.9602	8.9581	8.9601
21100	2535.0	4.4934	4.4965	4.4946	21100	2535.0	8.9711	8.9758	8.9707
21425	2567.5	4.5000	4.4968	4.4989	21400	2565.0	8.9805	8.9751	8.9730

Spectrum Plot of Worst Value	
5 MHz / QPSK	10 MHz / QPSK

LTE Band 7									
Channel Bandwidth: 15 MHz					Channel Bandwidth: 20 MHz				
Channel	Frequency (MHz)	99 % Occupied Bandwidth (MHz)			Channel	Frequency (MHz)	99 % Occupied Bandwidth (MHz)		
		QPSK	16QAM	64QAM			QPSK	16QAM	64QAM
20825	2507.5	13.418	13.417	13.407	20850	2510.0	17.869	17.894	17.888
21100	2535.0	13.447	13.450	13.442	21100	2535.0	17.920	17.942	17.938
21375	2562.5	13.462	13.448	13.442	21350	2560.0	17.909	17.932	17.919

Spectrum Plot of Worst Value	
15 MHz / QPSK	20 MHz / 16QAM
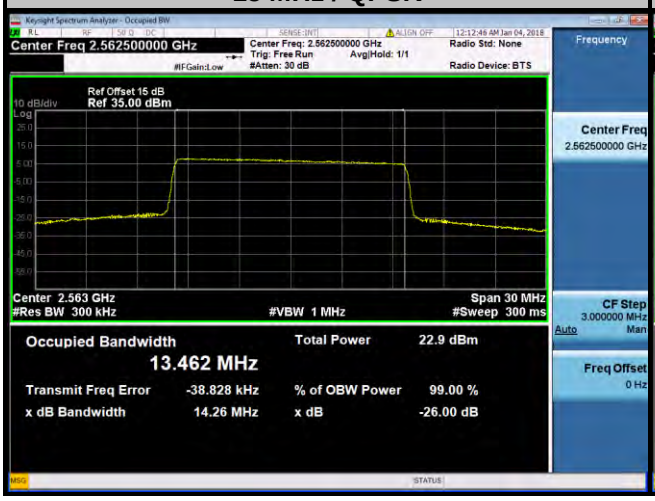	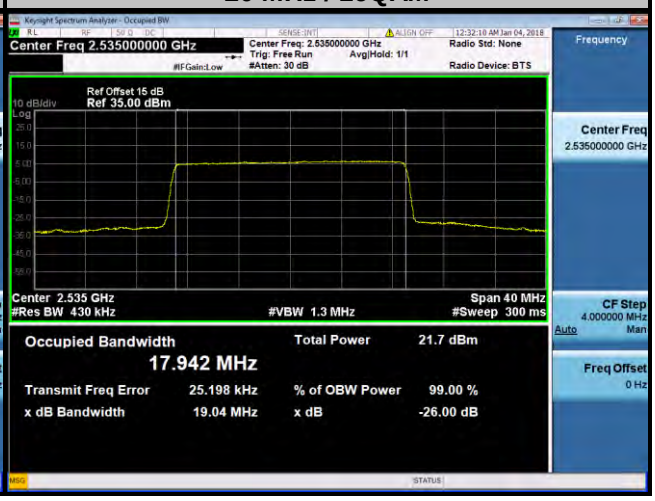

LTE Band 38									
Channel Bandwidth: 5 MHz					Channel Bandwidth: 10 MHz				
Channel	Frequency (MHz)	99 % Occupied Bandwidth (MHz)			Channel	Frequency (MHz)	99 % Occupied Bandwidth (MHz)		
		QPSK	16QAM	64QAM			QPSK	16QAM	64QAM
37775	2572.5	4.4881	4.4932	4.5014	37800	2575.0	8.9512	8.9678	8.9666
38000	2595.0	4.4912	4.4925	4.5019	38000	2595.0	8.9551	8.9661	8.9680
38225	2617.5	4.4967	4.4957	4.5044	38200	2615.0	8.9589	8.9688	8.9668

Spectrum Plot of Worst Value	
5 MHz / 64QAM	10 MHz / 16QAM
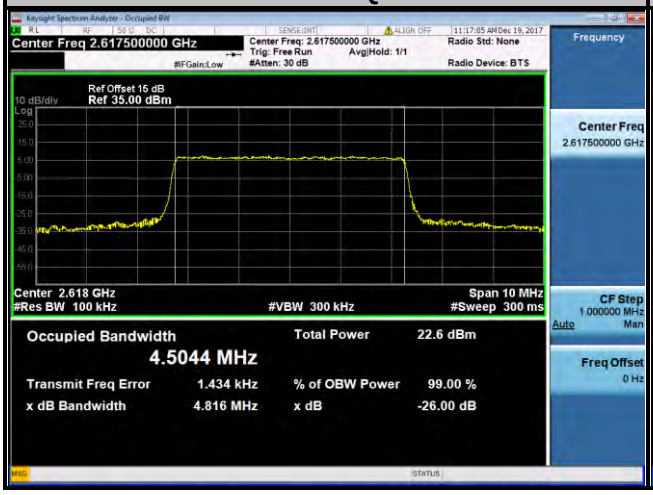	

LTE Band 38									
Channel Bandwidth: 15 MHz					Channel Bandwidth: 20 MHz				
Channel	Frequency (MHz)	99 % Occupied Bandwidth (MHz)			Channel	Frequency (MHz)	99 % Occupied Bandwidth (MHz)		
		QPSK	16QAM	64QAM			QPSK	16QAM	64QAM
37825	2577.5	13.441	13.429	13.433	37850	2580.0	17.917	17.907	17.917
38000	2595.0	13.443	13.436	13.427	38000	2595.0	17.910	17.907	17.920
38175	2612.5	13.449	13.434	13.431	38150	2610.0	17.918	17.906	17.924

Spectrum Plot of Worst Value

15 MHz / QPSK

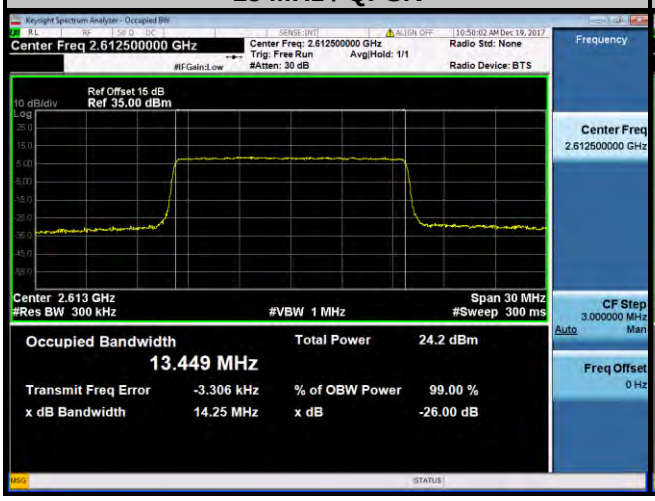

20 MHz / 64QAM

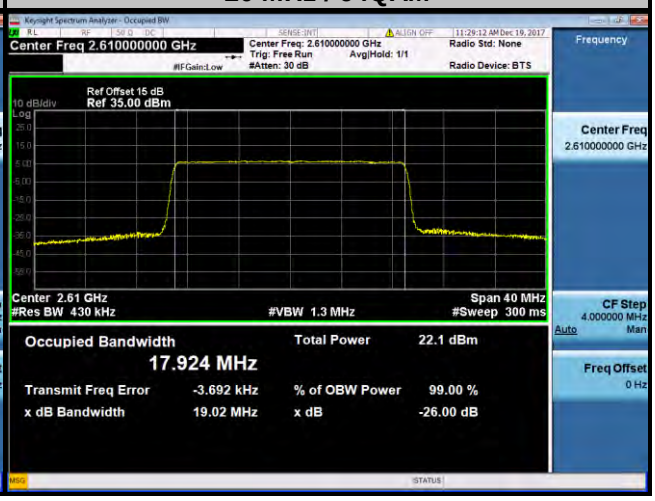

LTE Band 41									
Channel Bandwidth: 5 MHz					Channel Bandwidth: 10 MHz				
Channel	Frequency (MHz)	99 % Occupied Bandwidth (MHz)			Channel	Frequency (MHz)	99 % Occupied Bandwidth (MHz)		
		QPSK	16QAM	64QAM			QPSK	16QAM	64QAM
39675	2498.5	4.4911	4.4918	4.4876	39700	2501.0	8.9517	8.9647	8.9625
40620	2593.0	4.4937	4.4949	4.4897	40620	2593.0	8.9587	8.9746	8.9661
41565	2687.5	4.4922	4.4922	4.4943	41540	2685.0	8.9554	8.9676	8.9657

Spectrum Plot of Worst Value	
5 MHz / 16QAM	10 MHz / 16QAM

LTE Band 41									
Channel Bandwidth: 15 MHz					Channel Bandwidth: 20 MHz				
Channel	Frequency (MHz)	99 % Occupied Bandwidth (MHz)			Channel	Frequency (MHz)	99 % Occupied Bandwidth (MHz)		
		QPSK	16QAM	64QAM			QPSK	16QAM	64QAM
39725	2503.5	13.432	13.420	13.422	39750	2506.0	17.893	17.886	17.888
40620	2593.0	13.438	13.430	13.427	40620	2593.0	17.902	17.895	17.908
41515	2682.5	13.431	13.419	13.419	41490	2680.0	17.890	17.886	17.891

Spectrum Plot of Worst Value	
15 MHz / QPSK	20 MHz / 64QAM
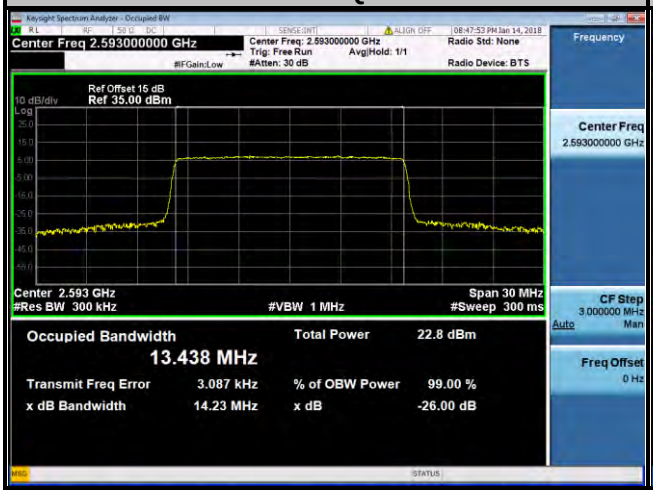	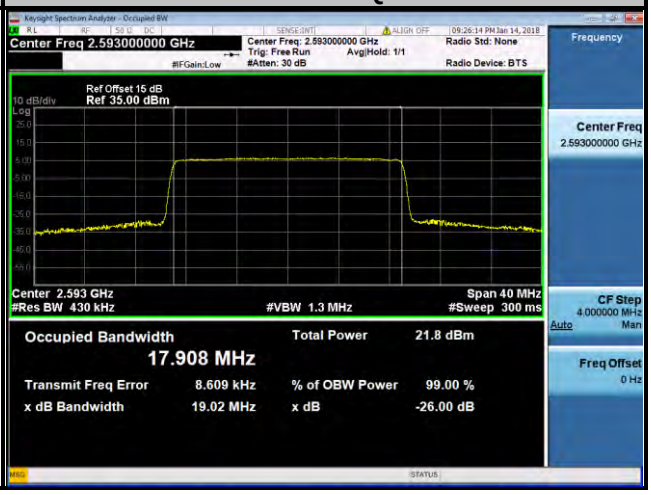

4.4 Out-of-Band Emissions Measurement

4.4.1 Limits of Out-of-Band Emissions Measurement

According to FCC 27.53(l)(4) specified that power of any emission outside of the channel edge must be attenuated below the transmitting power (P) by a factor shall be not less than 40 + 10 log (P) dB on all frequencies between the channel edge and 5 megahertz from the channel edge, 43 + 10 log (P) dB on all frequencies between 5 megahertz and X megahertz from the channel edge, and 55 + 10 log (P) dB on all frequencies more than X megahertz from the channel edge, where X is the greater of 6 megahertz or the actual emission bandwidth. In addition, the attenuation factor shall not be less that 43 + 10 log (P) dB on all frequencies between 2490.5 MHz and 2496 MHz and 55 + 10 log (P) dB at or below 2490.5 MHz. In the 1 MHz bands immediately outside and adjacent to the frequency block a resolution bandwidth of at least two percent may be employed, except when the 1 megahertz band is 2495-2496 MHz, in which case a resolution bandwidth of at least one percent may be employed.

4.4.2 Test Setup

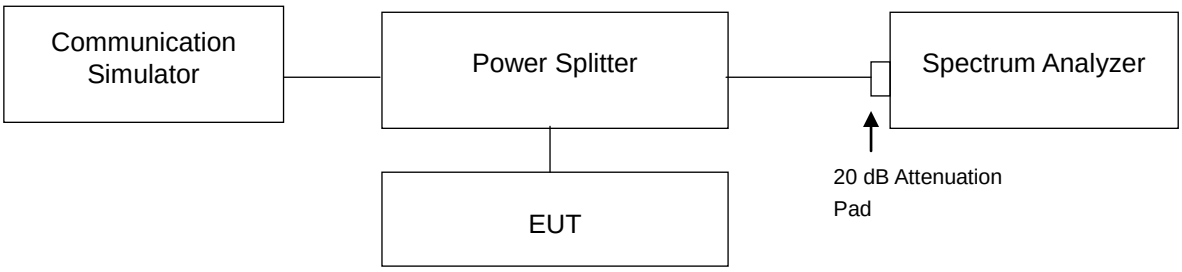

4.4.3 Test Procedures

a. The EUT was set up for the maximum peak power with LTE link data modulation. The power was measured with R&S Spectrum Analyzer. All measurements were done at 2 channels (low and high operational frequency range.).
b. The out-of-band emissions measurement used the power splitter via EUT RF power connector between simulation base station and spectrum analyzer.
c. Record the max. trace plot into the test report.

4.4.4 Test Results

LTE Band 7					
Channel Bandwidth: 5 MHz / QPSK					
<Out-of-Band Emissions>					
Channel	20775	1 RB	Channel	21425	1 RB

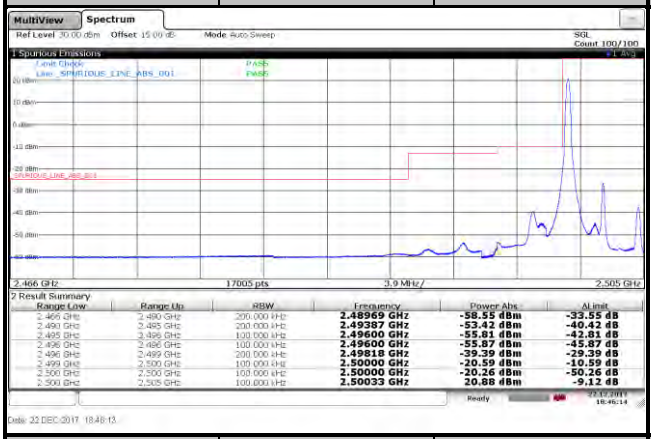

Range Low	Range Up	RBW	Frequency	Power Abs.	ΔLimit
2.466 GHz	2.480 GHz	200.000 kHz	2.48969 GHz	-58.55 dBm	-33.55 dB
2.480 GHz	2.485 GHz	200.000 kHz	2.49387 GHz	-53.42 dBm	-40.42 dB
2.485 GHz	2.496 GHz	100.000 kHz	2.49600 GHz	-55.81 dBm	-42.81 dB
2.496 GHz	2.499 GHz	100.000 kHz	2.49600 GHz	-55.87 dBm	-45.87 dB
2.496 GHz	2.499 GHz	200.000 kHz	2.49818 GHz	-39.39 dBm	-29.39 dB
2.499 GHz	2.500 GHz	100.000 kHz	2.50000 GHz	-20.59 dBm	-10.59 dB
2.500 GHz	2.500 GHz	100.000 kHz	2.50000 GHz	-20.26 dBm	-50.26 dB
2.500 GHz	2.505 GHz	100.000 kHz	2.50033 GHz	20.88 dBm	-9.12 dB

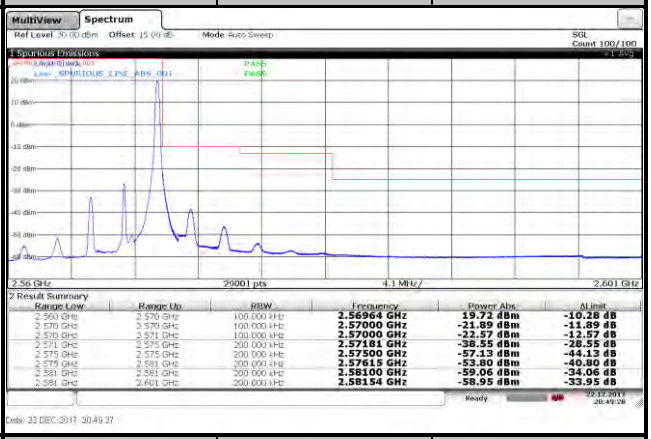

Range Low	Range Up	RBW	Frequency	Power Abs.	ΔLimit
2.560 GHz	2.570 GHz	100.000 kHz	2.56964 GHz	19.72 dBm	-10.28 dB
2.570 GHz	2.571 GHz	100.000 kHz	2.57000 GHz	-21.89 dBm	-11.89 dB
2.570 GHz	2.575 GHz	100.000 kHz	2.57000 GHz	-22.57 dBm	-12.57 dB
2.571 GHz	2.575 GHz	200.000 kHz	2.57181 GHz	-38.55 dBm	-28.55 dB
2.575 GHz	2.575 GHz	200.000 kHz	2.57500 GHz	-57.13 dBm	-44.13 dB
2.575 GHz	2.581 GHz	200.000 kHz	2.57615 GHz	-53.80 dBm	-40.80 dB
2.581 GHz	2.581 GHz	200.000 kHz	2.58100 GHz	-59.06 dBm	-34.06 dB
2.581 GHz	2.601 GHz	200.000 kHz	2.58154 GHz	-58.95 dBm	-33.95 dB

Channel	20775	25 RB	Channel	21425	25 RB

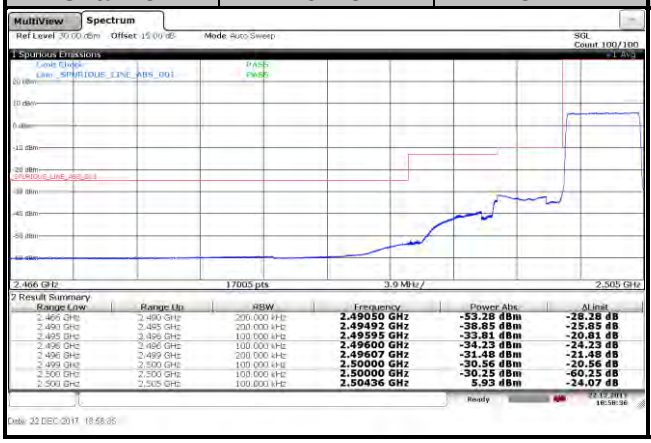

Range Low	Range Up	RBW	Frequency	Power Abs.	ΔLimit
2.466 GHz	2.480 GHz	200.000 kHz	2.49050 GHz	-53.28 dBm	-28.28 dB
2.480 GHz	2.485 GHz	200.000 kHz	2.49492 GHz	-38.85 dBm	-25.85 dB
2.485 GHz	2.496 GHz	100.000 kHz	2.49595 GHz	-33.81 dBm	-20.81 dB
2.496 GHz	2.496 GHz	100.000 kHz	2.49600 GHz	-34.23 dBm	-24.23 dB
2.496 GHz	2.499 GHz	200.000 kHz	2.49607 GHz	-31.48 dBm	-21.48 dB
2.499 GHz	2.500 GHz	100.000 kHz	2.50000 GHz	-30.56 dBm	-20.56 dB
2.500 GHz	2.500 GHz	100.000 kHz	2.50000 GHz	-30.25 dBm	-60.25 dB
2.500 GHz	2.505 GHz	100.000 kHz	2.50436 GHz	5.93 dBm	-24.07 dB

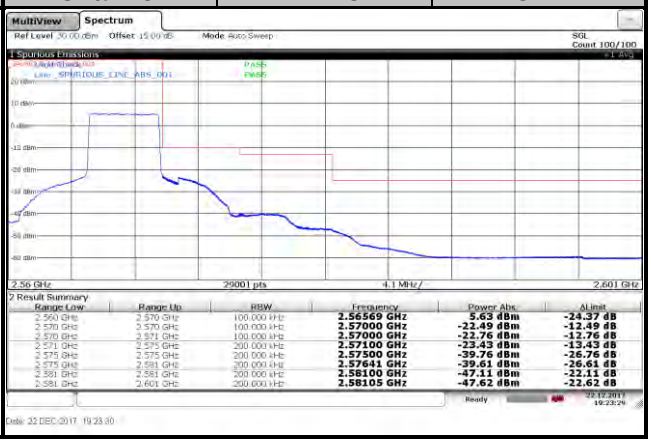

Range Low	Range Up	RBW	Frequency	Power Abs.	ΔLimit
2.560 GHz	2.570 GHz	100.000 kHz	2.56569 GHz	5.63 dBm	-24.37 dB
2.570 GHz	2.570 GHz	100.000 kHz	2.57000 GHz	-22.49 dBm	-12.49 dB
2.570 GHz	2.571 GHz	100.000 kHz	2.57000 GHz	-22.76 dBm	-12.76 dB
2.571 GHz	2.575 GHz	200.000 kHz	2.57100 GHz	-23.43 dBm	-13.43 dB
2.575 GHz	2.575 GHz	200.000 kHz	2.57500 GHz	-39.76 dBm	-26.76 dB
2.575 GHz	2.581 GHz	200.000 kHz	2.57641 GHz	-39.61 dBm	-26.61 dB
2.581 GHz	2.581 GHz	200.000 kHz	2.58100 GHz	-47.11 dBm	-22.11 dB
2.581 GHz	2.601 GHz	200.000 kHz	2.58105 GHz	-47.62 dBm	-22.62 dB

LTE Band 7					
Channel Bandwidth: 5 MHz / 16QAM					
<Out-of-Band Emissions>					
Channel	20775	1 RB	Channel	21425	1 RB

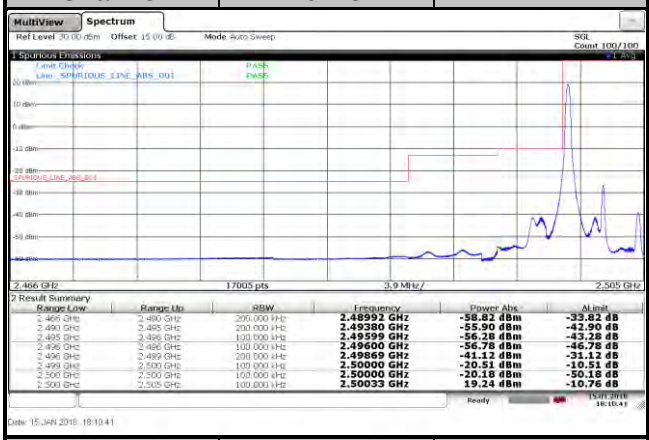

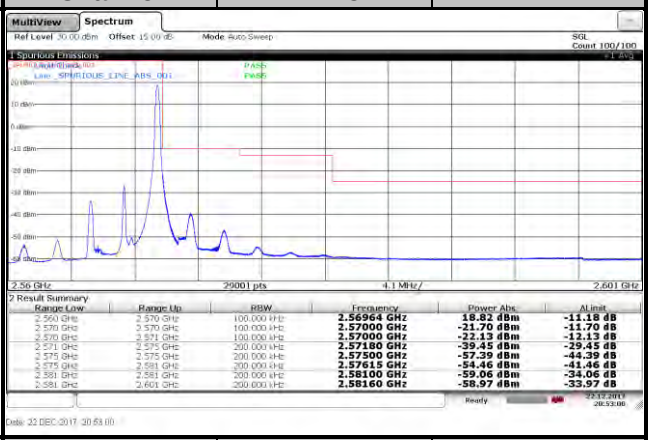

Channel	20775	25 RB	Channel	21425	25 RB

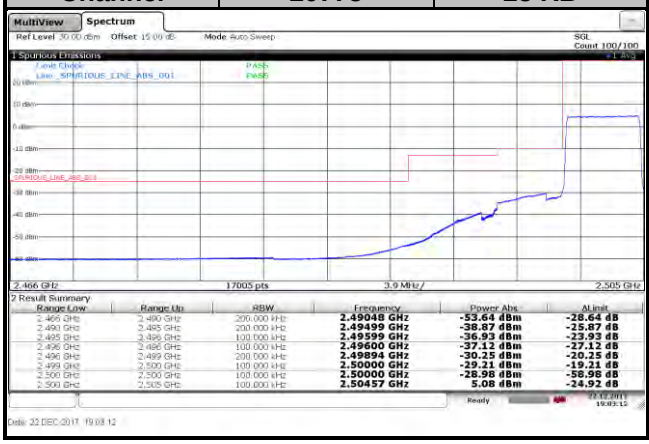

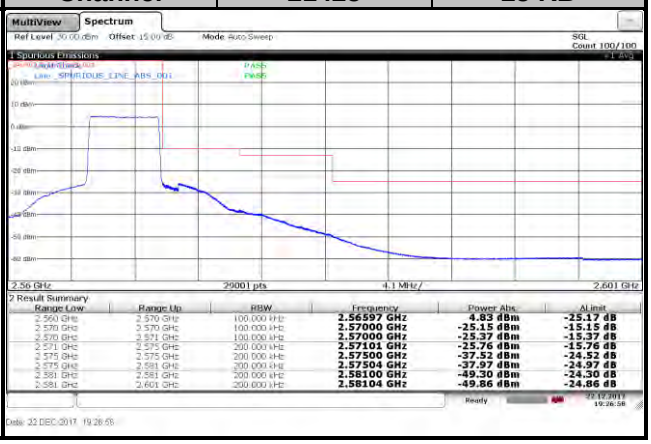

LTE Band 7					
Channel Bandwidth: 10 MHz / QPSK					
<Out-of-Band Emissions>					
Channel	20800	1 RB	Channel	21400	1 RB

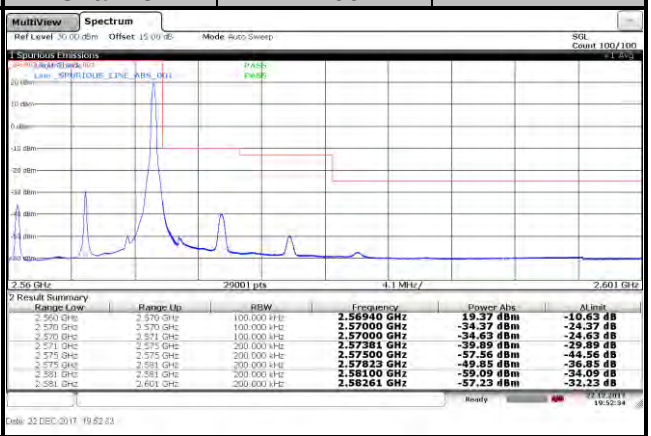

Channel	20800	50 RB	Channel	21400	50 RB

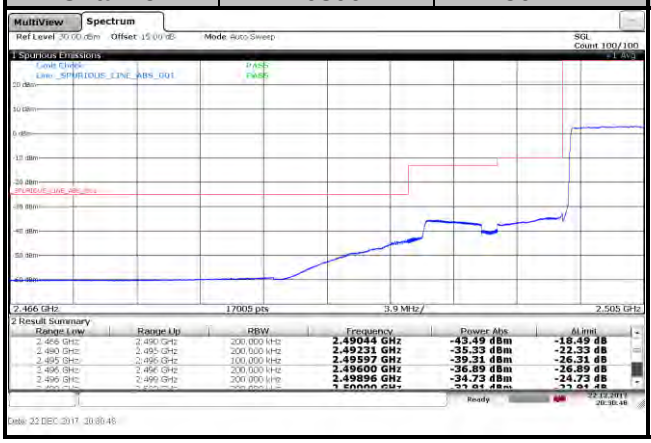

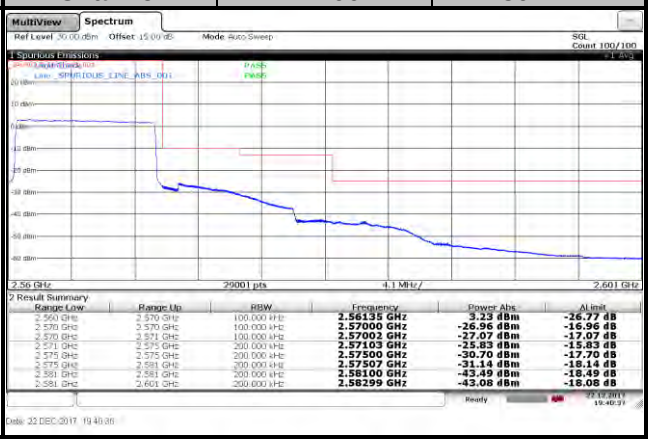

LTE Band 7					
Channel Bandwidth: 10 MHz / 16QAM					
<Out-of-Band Emissions>					
Channel	20800	1 RB	Channel	21400	1 RB

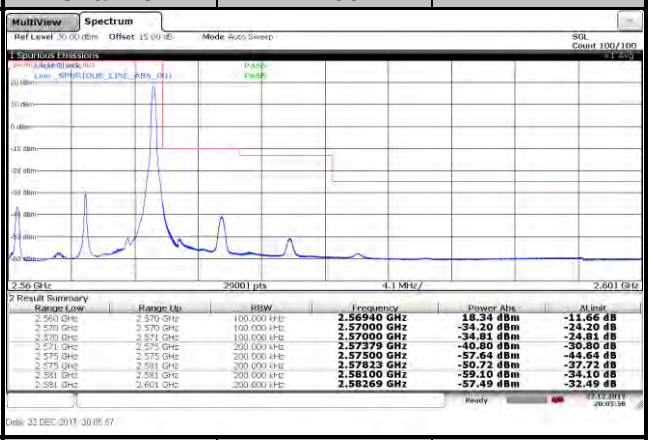

Channel	20800	50 RB	Channel	21400	50 RB

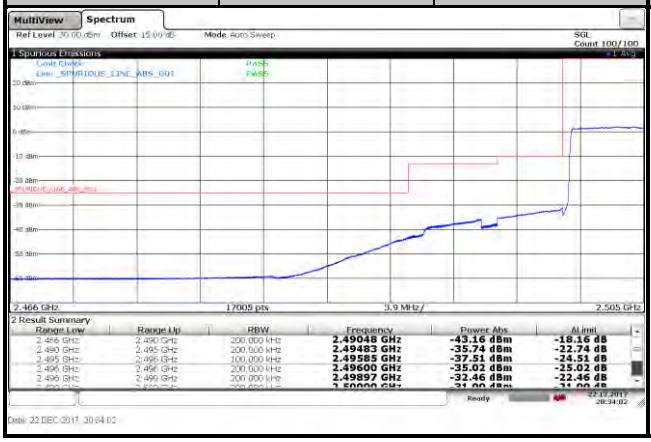

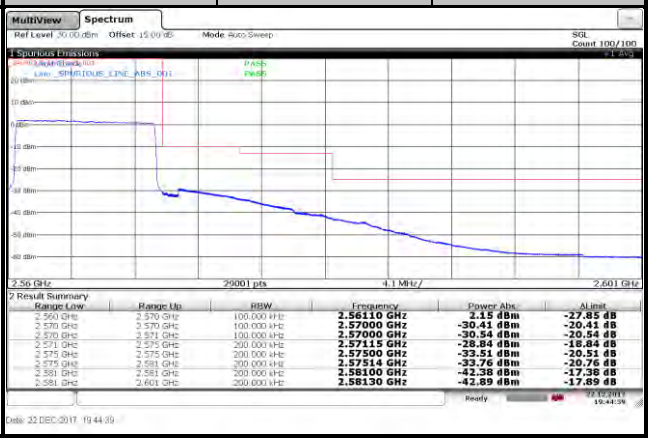

LTE Band 7					
Channel Bandwidth: 15 MHz / QPSK					
<Out-of-Band Emissions>					
Channel	20825	1 RB	Channel	21375	1 RB
			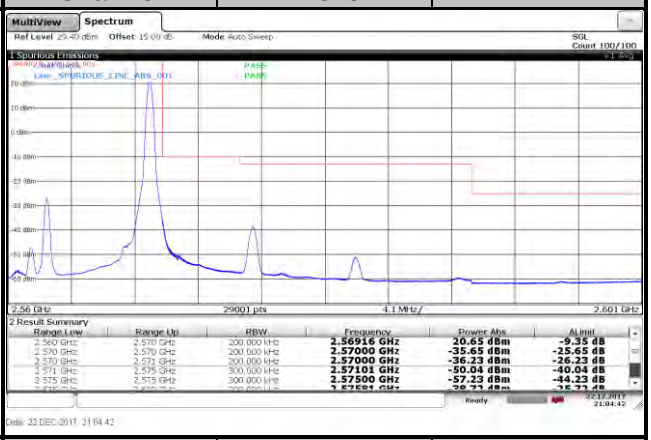		
Channel	20825	75 RB	Channel	21375	75 RB
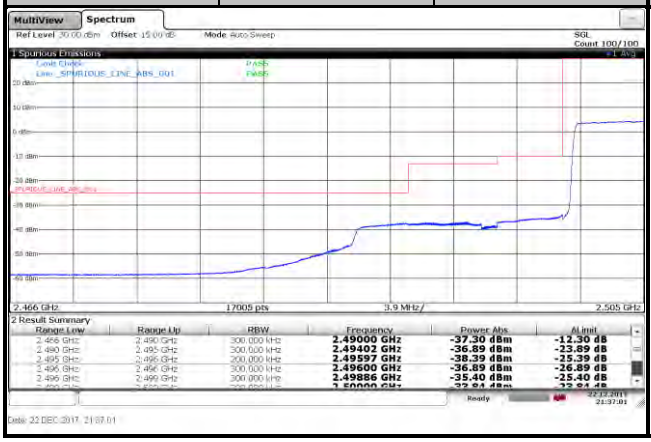			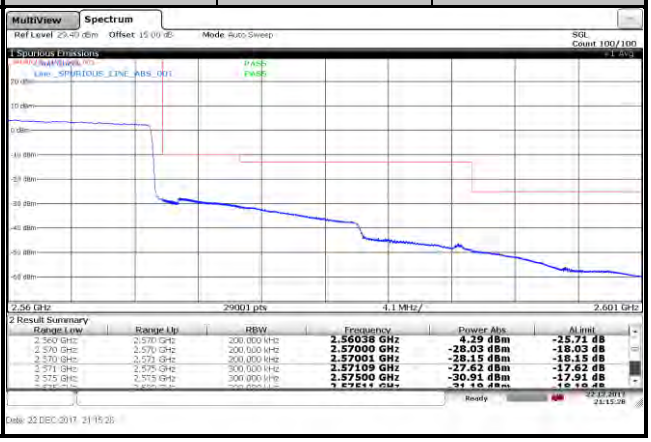		

LTE Band 7					
Channel Bandwidth: 15 MHz / 16QAM					
<Out-of-Band Emissions>					
Channel	20825	1 RB	Channel	21375	1 RB
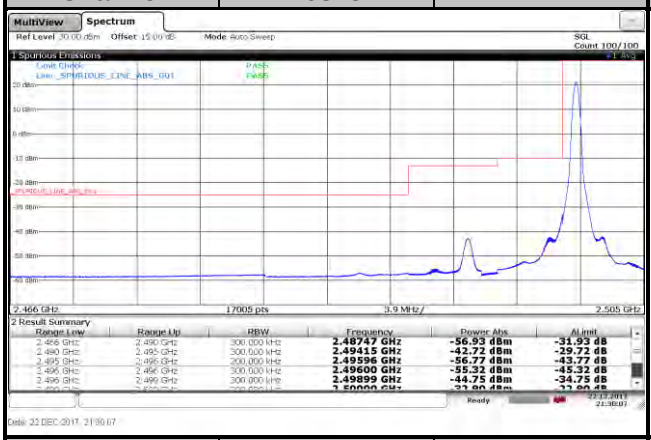			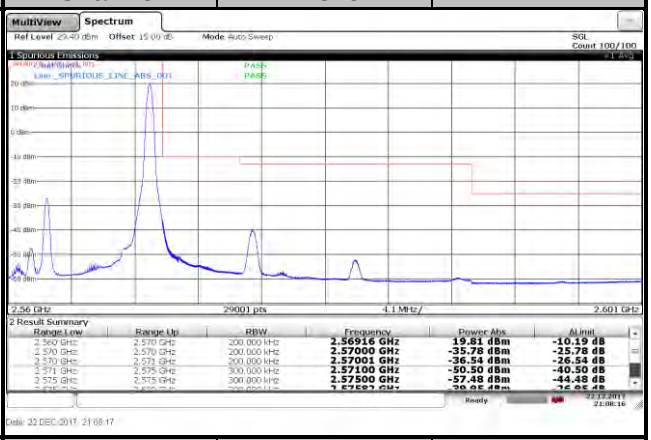		
Channel	20825	75 RB	Channel	21375	75 RB
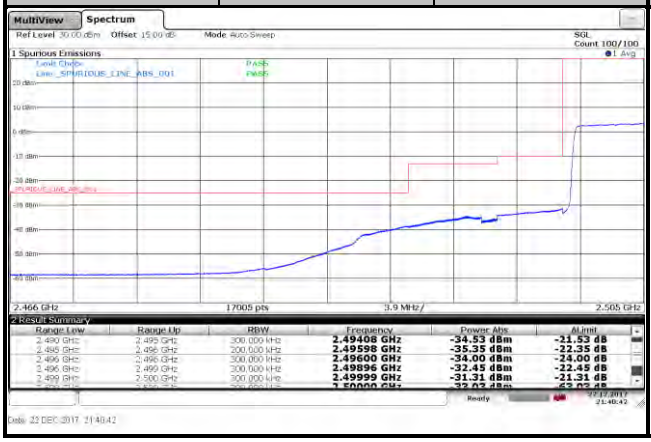					

LTE Band 7					
Channel Bandwidth: 20 MHz / QPSK					
<Out-of-Band Emissions>					
Channel	20850	1 RB	Channel	21350	1 RB

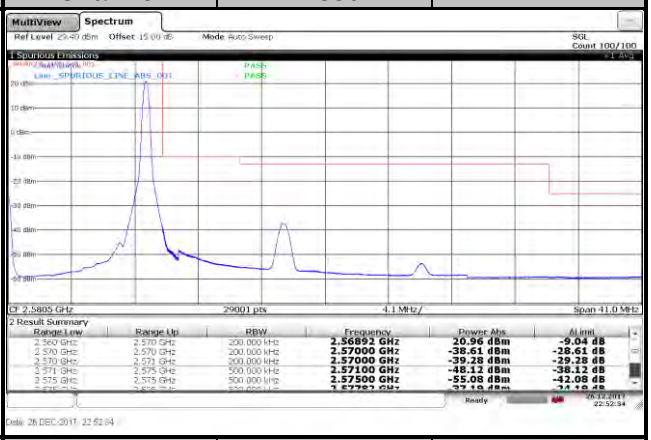

Channel	20850	100 RB	Channel	21350	100 RB

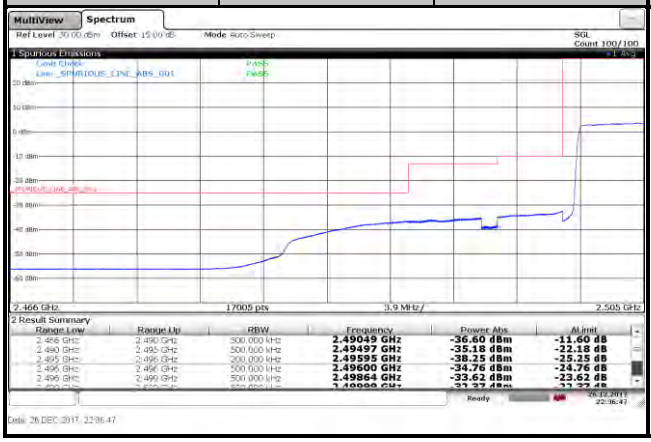

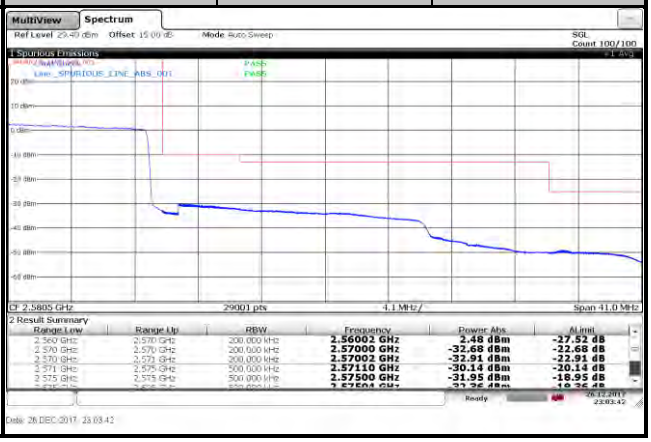

LTE Band 7					
Channel Bandwidth: 20 MHz / 16QAM					
<Out-of-Band Emissions>					
Channel	20850	1 RB	Channel	21350	1 RB
			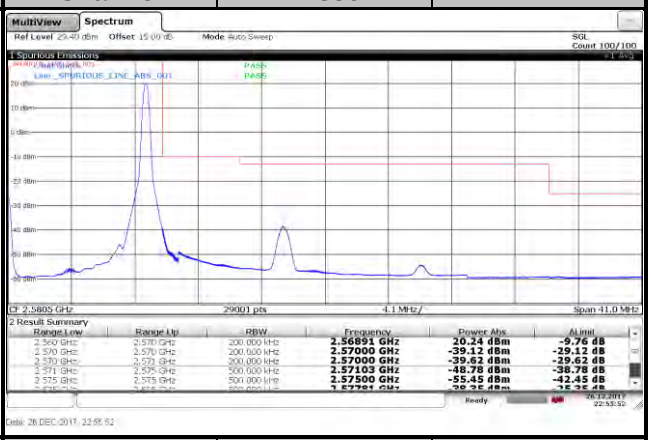		
Channel	20850	100 RB	Channel	21350	100 RB
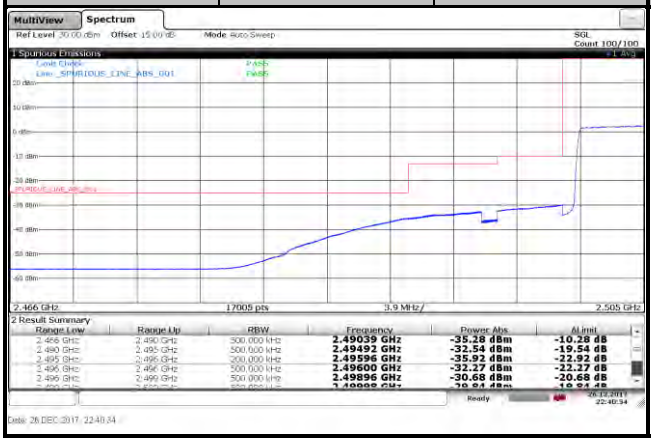					

LTE Band 38					
Channel Bandwidth: 5 MHz / QPSK					
<Out-of-Band Emissions>					
Channel	37775	1 RB	Channel	38225	1 RB

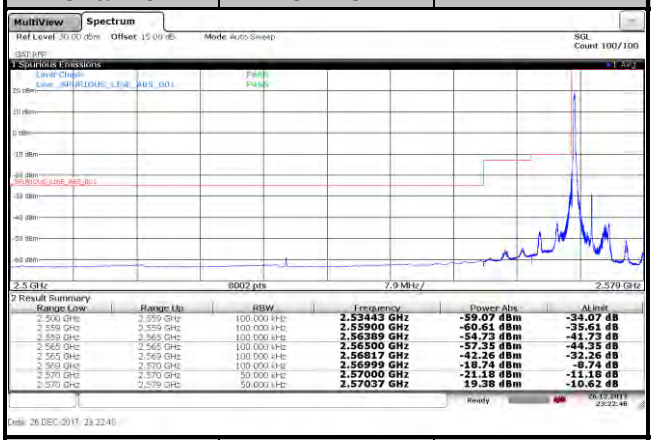

Range Low	Range Up	RBW	Frequency	Power Abs	ALimit
2.500 GHz	2.559 GHz	100.000 kHz	2.53443 GHz	-59.07 dBm	-34.07 dB
2.559 GHz	2.559 GHz	100.000 kHz	2.55900 GHz	-60.61 dBm	-35.61 dB
2.559 GHz	2.565 GHz	100.000 kHz	2.56389 GHz	-54.73 dBm	-41.73 dB
2.565 GHz	2.565 GHz	100.000 kHz	2.56500 GHz	-57.35 dBm	-44.35 dB
2.565 GHz	2.569 GHz	100.000 kHz	2.56817 GHz	-42.26 dBm	-32.26 dB
2.569 GHz	2.570 GHz	100.000 kHz	2.56999 GHz	-18.74 dBm	-8.74 dB
2.570 GHz	2.570 GHz	50.000 kHz	2.57000 GHz	-21.18 dBm	-11.18 dB
2.570 GHz	2.579 GHz	50.000 kHz	2.57037 GHz	19.38 dBm	-10.62 dB

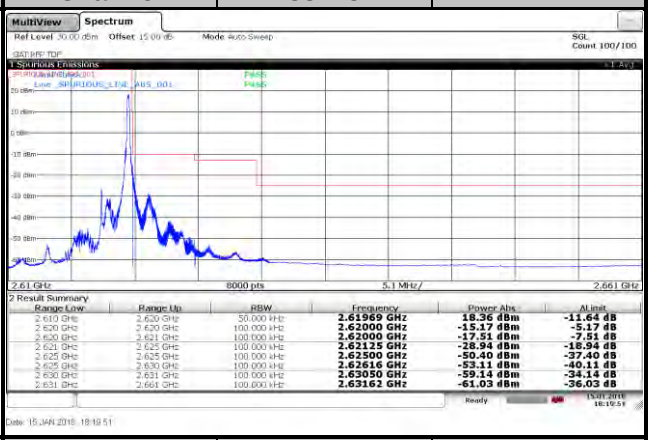

Range Low	Range Up	RBW	Frequency	Power Abs	ALimit
2.610 GHz	2.620 GHz	50.000 kHz	2.61969 GHz	18.36 dBm	-11.64 dB
2.620 GHz	2.620 GHz	100.000 kHz	2.62000 GHz	-15.17 dBm	-5.17 dB
2.620 GHz	2.621 GHz	100.000 kHz	2.62000 GHz	-17.51 dBm	-7.51 dB
2.621 GHz	2.625 GHz	100.000 kHz	2.62125 GHz	-28.94 dBm	-18.94 dB
2.625 GHz	2.625 GHz	100.000 kHz	2.62500 GHz	-50.40 dBm	-37.40 dB
2.625 GHz	2.630 GHz	100.000 kHz	2.62616 GHz	-53.11 dBm	-40.11 dB
2.630 GHz	2.631 GHz	100.000 kHz	2.63050 GHz	-59.14 dBm	-34.14 dB
2.631 GHz	2.661 GHz	100.000 kHz	2.63162 GHz	-61.03 dBm	-36.03 dB

Channel	37775	25 RB	Channel	38225	25 RB

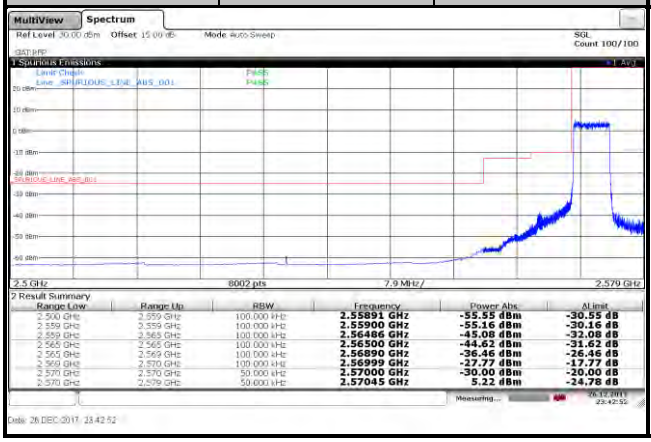

Range Low	Range Up	RBW	Frequency	Power Abs	ALimit
2.500 GHz	2.559 GHz	100.000 kHz	2.55891 GHz	-55.55 dBm	-30.55 dB
2.559 GHz	2.559 GHz	100.000 kHz	2.55900 GHz	-55.16 dBm	-30.16 dB
2.559 GHz	2.565 GHz	100.000 kHz	2.56486 GHz	-45.08 dBm	-32.08 dB
2.565 GHz	2.565 GHz	100.000 kHz	2.56500 GHz	-44.62 dBm	-31.62 dB
2.565 GHz	2.569 GHz	100.000 kHz	2.56890 GHz	-36.46 dBm	-26.46 dB
2.569 GHz	2.570 GHz	100.000 kHz	2.56999 GHz	-27.77 dBm	-17.77 dB
2.570 GHz	2.570 GHz	50.000 kHz	2.57000 GHz	-30.00 dBm	-20.00 dB
2.570 GHz	2.579 GHz	50.000 kHz	2.57045 GHz	5.22 dBm	-24.78 dB

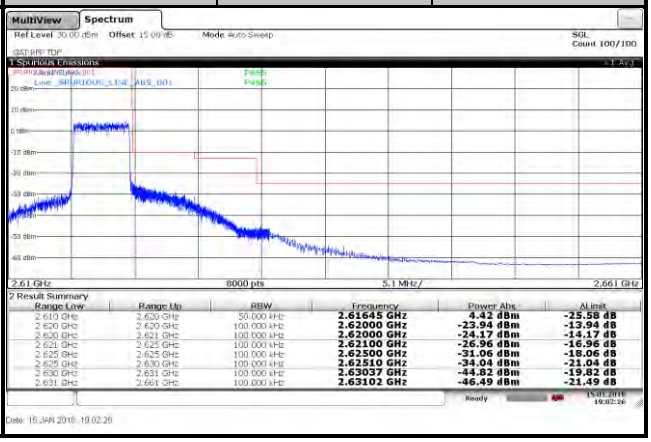

Range Low	Range Up	RBW	Frequency	Power Abs	ALimit
2.610 GHz	2.620 GHz	50.000 kHz	2.61645 GHz	4.42 dBm	-25.58 dB
2.620 GHz	2.620 GHz	100.000 kHz	2.62000 GHz	-23.94 dBm	-13.94 dB
2.620 GHz	2.621 GHz	100.000 kHz	2.62000 GHz	-24.17 dBm	-14.17 dB
2.621 GHz	2.625 GHz	100.000 kHz	2.62100 GHz	-26.96 dBm	-16.96 dB
2.625 GHz	2.625 GHz	100.000 kHz	2.62500 GHz	-31.06 dBm	-18.06 dB
2.625 GHz	2.630 GHz	100.000 kHz	2.62510 GHz	-34.04 dBm	-21.04 dB
2.630 GHz	2.631 GHz	100.000 kHz	2.63037 GHz	-44.82 dBm	-19.82 dB
2.631 GHz	2.661 GHz	100.000 kHz	2.63102 GHz	-46.49 dBm	-21.49 dB

LTE Band 38					
Channel Bandwidth: 5 MHz / 16QAM					
<Out-of-Band Emissions>					
Channel	37775	1 RB	Channel	38225	1 RB

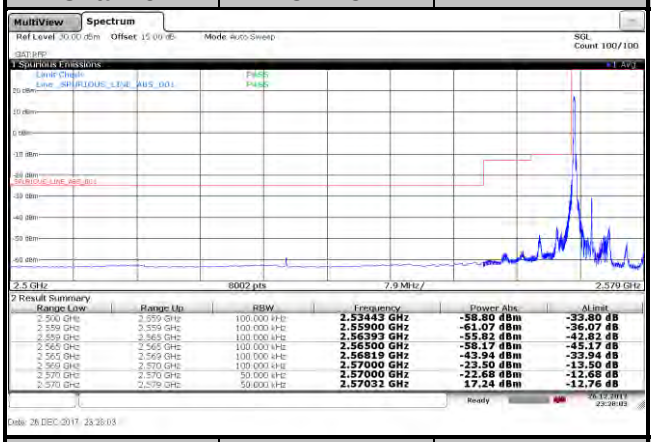

Range Low	Range Up	RBW	Frequency	Power Abs	ALimit
2.500 GHz	2.559 GHz	100.000 kHz	2.53443 GHz	-58.80 dBm	-33.80 dB
2.559 GHz	2.559 GHz	100.000 kHz	2.55900 GHz	-61.07 dBm	-36.07 dB
2.559 GHz	2.565 GHz	100.000 kHz	2.56393 GHz	-55.82 dBm	-42.82 dB
2.565 GHz	2.565 GHz	100.000 kHz	2.56500 GHz	-58.17 dBm	-45.17 dB
2.565 GHz	2.569 GHz	100.000 kHz	2.56819 GHz	-43.94 dBm	-33.94 dB
2.569 GHz	2.570 GHz	100.000 kHz	2.57000 GHz	-23.50 dBm	-13.50 dB
2.570 GHz	2.570 GHz	50.000 kHz	2.57000 GHz	-22.68 dBm	-12.68 dB
2.570 GHz	2.579 GHz	50.000 kHz	2.57032 GHz	17.24 dBm	-12.76 dB

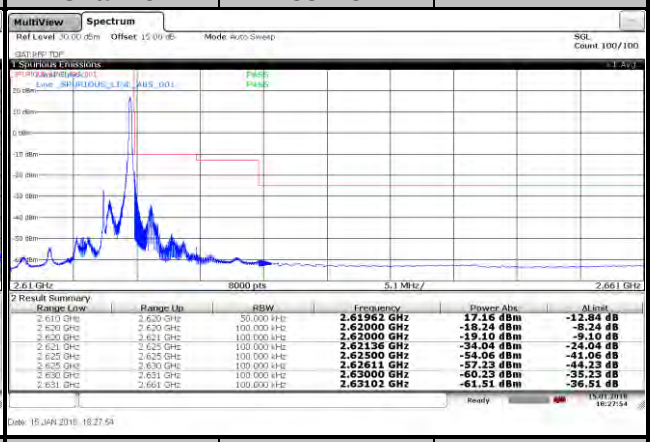

Range Low	Range Up	RBW	Frequency	Power Abs	ALimit
2.610 GHz	2.620 GHz	50.000 kHz	2.61962 GHz	17.16 dBm	-12.84 dB
2.620 GHz	2.620 GHz	100.000 kHz	2.62000 GHz	-18.24 dBm	-8.24 dB
2.620 GHz	2.621 GHz	100.000 kHz	2.62000 GHz	-19.10 dBm	-9.10 dB
2.621 GHz	2.625 GHz	100.000 kHz	2.62136 GHz	-34.04 dBm	-24.04 dB
2.625 GHz	2.625 GHz	100.000 kHz	2.62500 GHz	-54.06 dBm	-41.06 dB
2.625 GHz	2.630 GHz	100.000 kHz	2.62611 GHz	-57.23 dBm	-44.23 dB
2.630 GHz	2.631 GHz	100.000 kHz	2.63000 GHz	-60.23 dBm	-35.23 dB
2.631 GHz	2.661 GHz	100.000 kHz	2.63102 GHz	-61.51 dBm	-36.51 dB

Channel	37775	25 RB	Channel	38225	25 RB

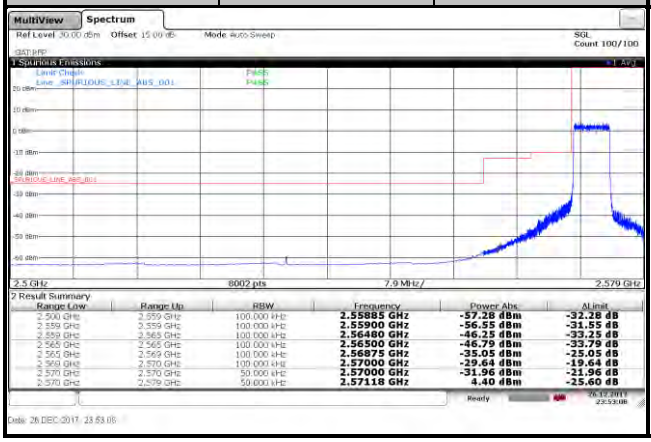

Range Low	Range Up	RBW	Frequency	Power Abs	ALimit
2.500 GHz	2.559 GHz	100.000 kHz	2.55885 GHz	-57.28 dBm	-32.28 dB
2.559 GHz	2.559 GHz	100.000 kHz	2.55900 GHz	-56.55 dBm	-31.55 dB
2.559 GHz	2.565 GHz	100.000 kHz	2.56480 GHz	-46.25 dBm	-33.25 dB
2.565 GHz	2.565 GHz	100.000 kHz	2.56500 GHz	-46.79 dBm	-33.79 dB
2.565 GHz	2.569 GHz	100.000 kHz	2.56875 GHz	-35.05 dBm	-25.05 dB
2.569 GHz	2.570 GHz	100.000 kHz	2.57000 GHz	-29.64 dBm	-19.64 dB
2.570 GHz	2.570 GHz	50.000 kHz	2.57000 GHz	-31.96 dBm	-21.96 dB
2.570 GHz	2.579 GHz	50.000 kHz	2.57118 GHz	4.40 dBm	-25.60 dB

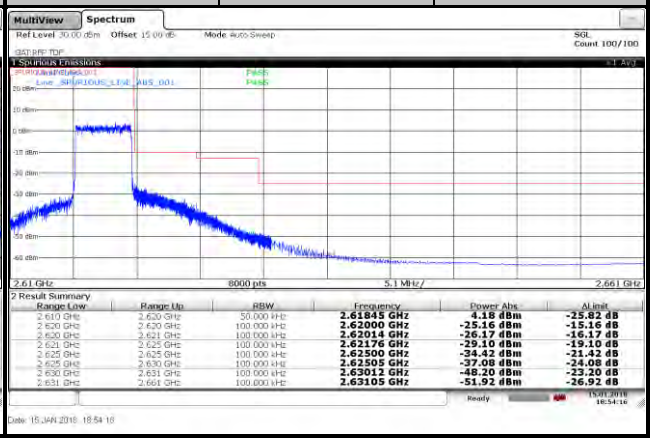

Range Low	Range Up	RBW	Frequency	Power Abs	ALimit
2.610 GHz	2.620 GHz	50.000 kHz	2.61845 GHz	4.18 dBm	-25.82 dB
2.620 GHz	2.620 GHz	100.000 kHz	2.62000 GHz	-25.16 dBm	-15.16 dB
2.620 GHz	2.621 GHz	100.000 kHz	2.62014 GHz	-26.17 dBm	-16.17 dB
2.621 GHz	2.625 GHz	100.000 kHz	2.62176 GHz	-29.10 dBm	-19.10 dB
2.625 GHz	2.625 GHz	100.000 kHz	2.62500 GHz	-34.42 dBm	-21.42 dB
2.625 GHz	2.630 GHz	100.000 kHz	2.62505 GHz	-37.08 dBm	-24.08 dB
2.630 GHz	2.631 GHz	100.000 kHz	2.63012 GHz	-48.20 dBm	-23.20 dB
2.631 GHz	2.661 GHz	100.000 kHz	2.63105 GHz	-51.92 dBm	-26.92 dB

LTE Band 38					
Channel Bandwidth: 10 MHz / QPSK					
<Out-of-Band Emissions>					
Channel	37800	1 RB	Channel	38200	1 RB

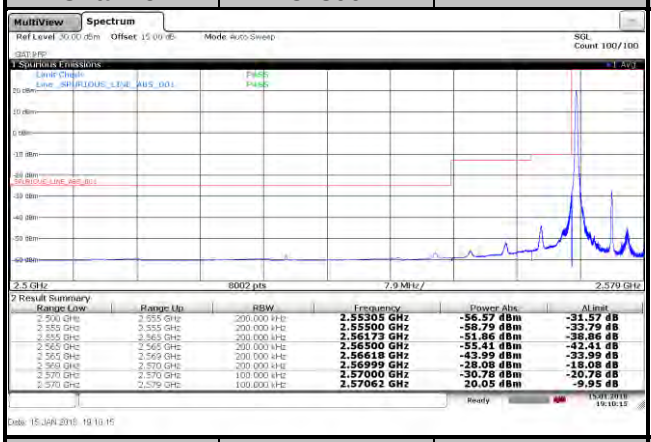

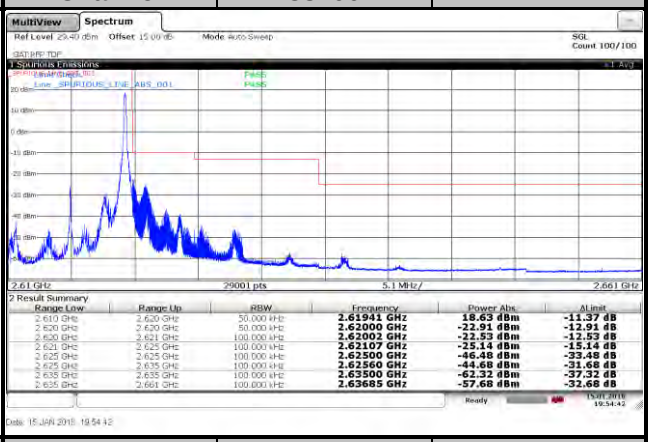

Channel	37800	50 RB	Channel	38200	50 RB

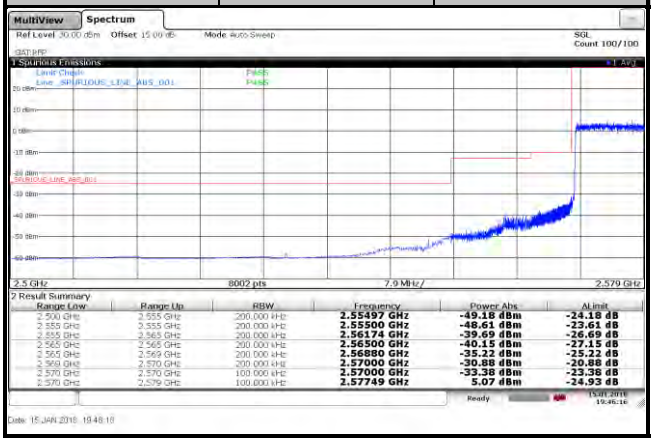

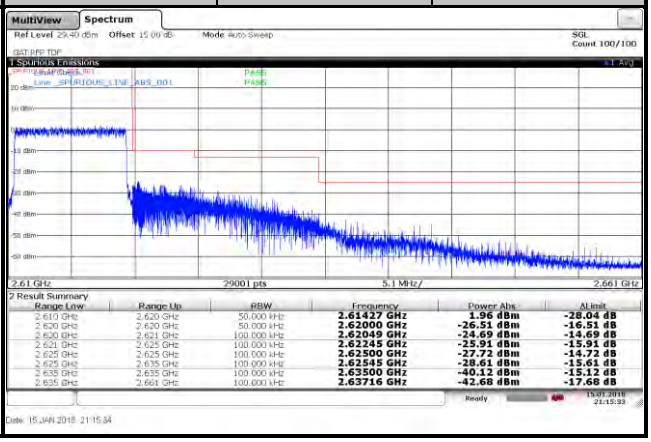

LTE Band 38					
Channel Bandwidth: 10 MHz / 16QAM					
<Out-of-Band Emissions>					
Channel	37800	1 RB	Channel	38200	1 RB

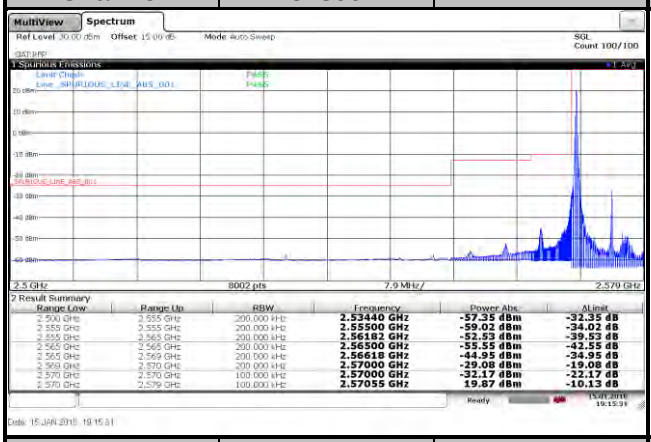

Range Low	Range Up	RBW	Frequency	Power Abs	ΔLimit
2.500 GHz	2.555 GHz	200.000 kHz	2.53440 GHz	-57.35 dBm	-32.35 dB
2.555 GHz	2.555 GHz	200.000 kHz	2.55500 GHz	-59.02 dBm	-34.02 dB
2.555 GHz	2.565 GHz	200.000 kHz	2.56182 GHz	-52.53 dBm	-39.53 dB
2.565 GHz	2.565 GHz	200.000 kHz	2.56500 GHz	-55.55 dBm	-42.55 dB
2.565 GHz	2.569 GHz	200.000 kHz	2.56618 GHz	-44.95 dBm	-34.95 dB
2.569 GHz	2.570 GHz	200.000 kHz	2.57000 GHz	-29.08 dBm	-19.08 dB
2.570 GHz	2.570 GHz	100.000 kHz	2.57000 GHz	-32.17 dBm	-22.17 dB
2.570 GHz	2.579 GHz	100.000 kHz	2.57055 GHz	19.87 dBm	-10.13 dB

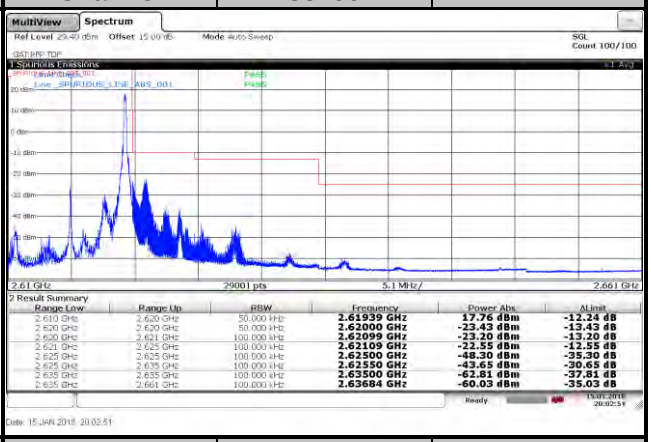

Range Low	Range Up	RBW	Frequency	Power Abs	ΔLimit
2.610 GHz	2.620 GHz	50.000 kHz	2.61939 GHz	17.76 dBm	-12.24 dB
2.620 GHz	2.620 GHz	50.000 kHz	2.62000 GHz	-23.43 dBm	-13.43 dB
2.620 GHz	2.621 GHz	100.000 kHz	2.62099 GHz	-23.20 dBm	-13.20 dB
2.621 GHz	2.625 GHz	100.000 kHz	2.62109 GHz	-22.55 dBm	-12.55 dB
2.625 GHz	2.625 GHz	100.000 kHz	2.62500 GHz	-48.30 dBm	-35.30 dB
2.625 GHz	2.635 GHz	100.000 kHz	2.62550 GHz	-43.65 dBm	-30.65 dB
2.635 GHz	2.635 GHz	100.000 kHz	2.63500 GHz	-62.81 dBm	-37.81 dB
2.635 GHz	2.661 GHz	100.000 kHz	2.63684 GHz	-60.03 dBm	-35.03 dB

Channel	37800	50 RB	Channel	38200	50 RB

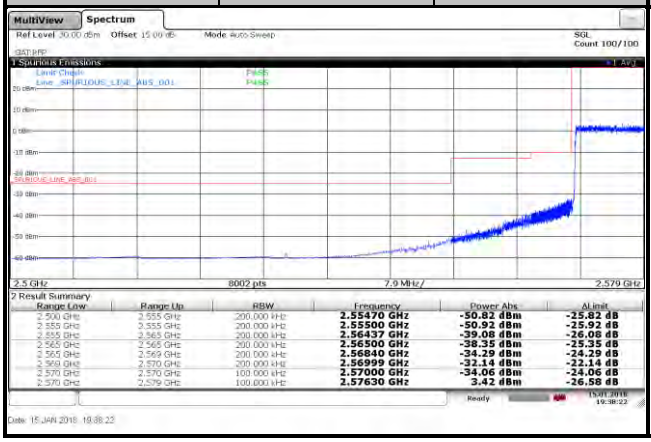

Range Low	Range Up	RBW	Frequency	Power Abs	ΔLimit
2.500 GHz	2.555 GHz	200.000 kHz	2.55470 GHz	-50.82 dBm	-25.82 dB
2.555 GHz	2.555 GHz	200.000 kHz	2.55500 GHz	-50.92 dBm	-25.92 dB
2.555 GHz	2.565 GHz	200.000 kHz	2.56437 GHz	-39.08 dBm	-26.08 dB
2.565 GHz	2.565 GHz	200.000 kHz	2.56500 GHz	-38.35 dBm	-25.35 dB
2.565 GHz	2.569 GHz	200.000 kHz	2.56840 GHz	-34.29 dBm	-24.29 dB
2.569 GHz	2.570 GHz	200.000 kHz	2.56999 GHz	-32.14 dBm	-22.14 dB
2.570 GHz	2.570 GHz	100.000 kHz	2.57000 GHz	-34.06 dBm	-24.06 dB
2.570 GHz	2.579 GHz	100.000 kHz	2.57630 GHz	3.42 dBm	-26.58 dB

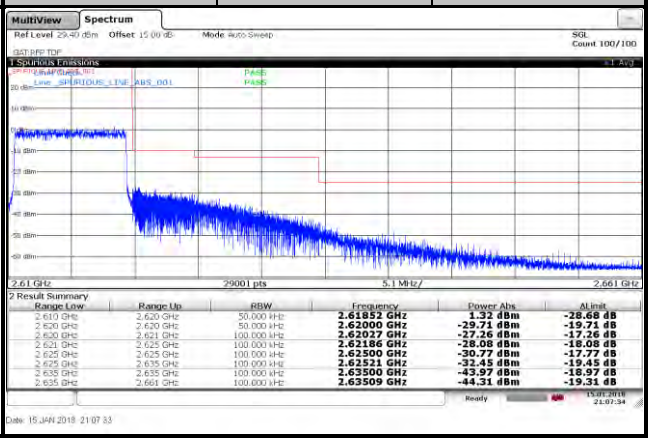

Range Low	Range Up	RBW	Frequency	Power Abs	ΔLimit
2.610 GHz	2.620 GHz	50.000 kHz	2.61852 GHz	1.32 dBm	-28.68 dB
2.620 GHz	2.620 GHz	50.000 kHz	2.62000 GHz	-29.71 dBm	-19.71 dB
2.620 GHz	2.621 GHz	100.000 kHz	2.62027 GHz	-27.26 dBm	-17.26 dB
2.621 GHz	2.625 GHz	100.000 kHz	2.62186 GHz	-28.08 dBm	-18.08 dB
2.625 GHz	2.625 GHz	100.000 kHz	2.62500 GHz	-30.77 dBm	-17.77 dB
2.625 GHz	2.635 GHz	100.000 kHz	2.62521 GHz	-32.45 dBm	-19.45 dB
2.635 GHz	2.635 GHz	100.000 kHz	2.63500 GHz	-43.97 dBm	-18.97 dB
2.635 GHz	2.661 GHz	100.000 kHz	2.63509 GHz	-44.31 dBm	-19.31 dB

LTE Band 38					
Channel Bandwidth: 15 MHz / QPSK					
<Out-of-Band Emissions>					
Channel	37825	1 RB	Channel	38175	1 RB

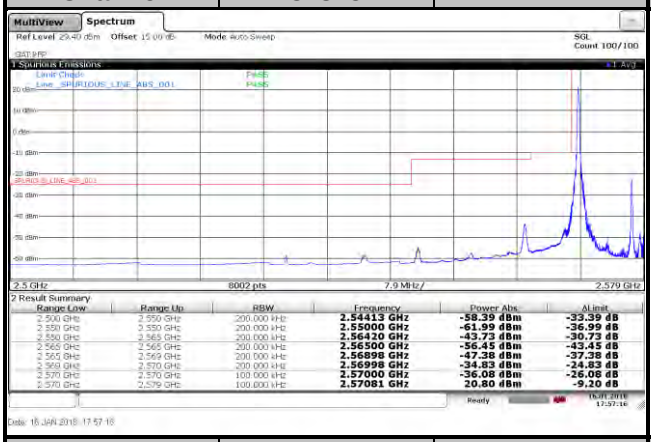

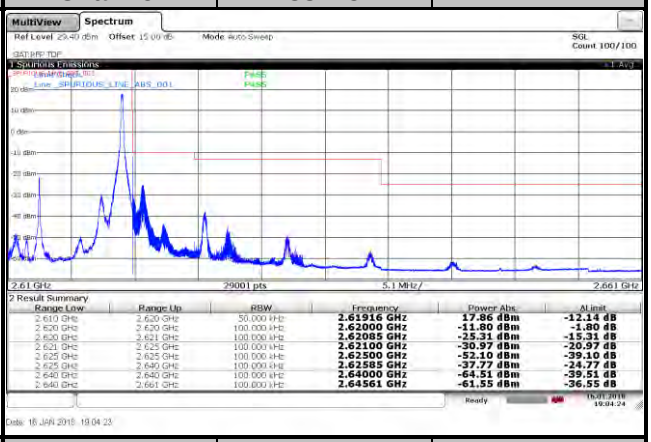

Channel	37825	75 RB	Channel	38175	75 RB

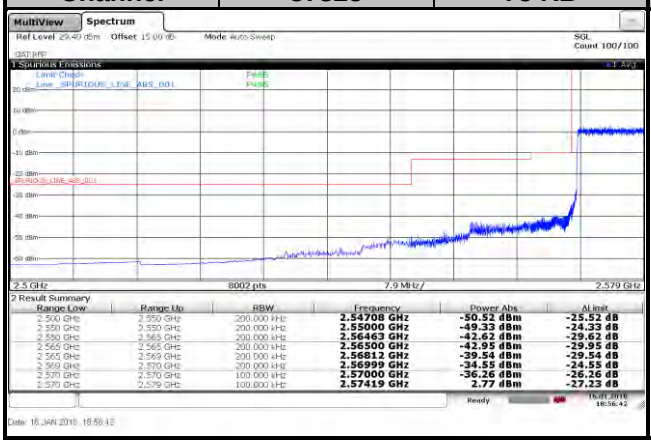

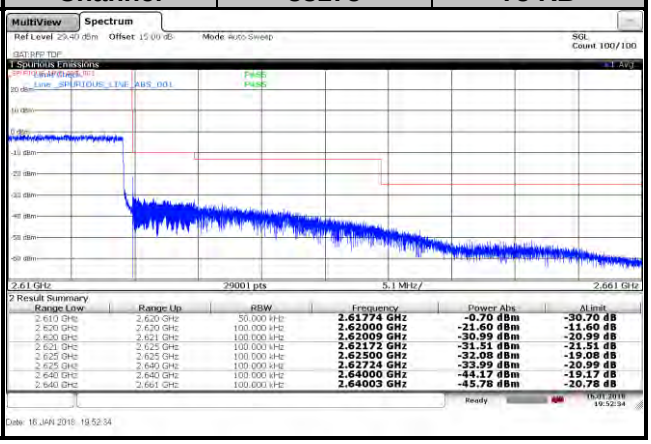

LTE Band 38					
Channel Bandwidth: 15 MHz / 16QAM					
<Out-of-Band Emissions>					
Channel	37825	1 RB	Channel	38175	1 RB

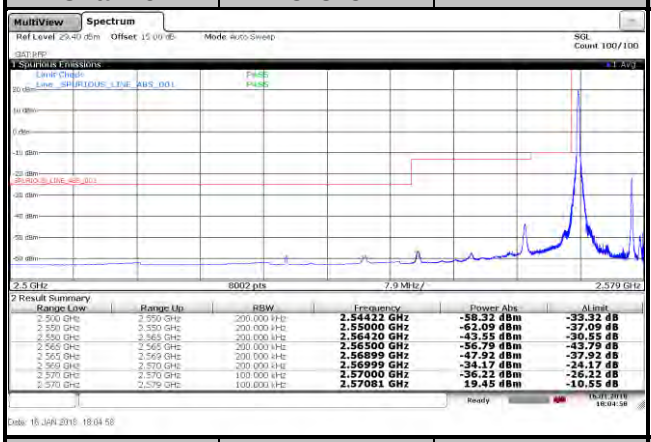

Range Low	Range Up	RBW	Frequency	Power Abs	ALimit
2.500 GHz	2.550 GHz	200.000 kHz	2.54422 GHz	-58.32 dBm	-33.32 dB
2.550 GHz	2.550 GHz	200.000 kHz	2.55000 GHz	-62.09 dBm	-37.09 dB
2.550 GHz	2.565 GHz	200.000 kHz	2.56420 GHz	-43.55 dBm	-30.55 dB
2.565 GHz	2.565 GHz	200.000 kHz	2.56500 GHz	-56.79 dBm	-43.79 dB
2.565 GHz	2.569 GHz	200.000 kHz	2.56999 GHz	-47.92 dBm	-37.92 dB
2.569 GHz	2.570 GHz	200.000 kHz	2.56999 GHz	-34.17 dBm	-24.17 dB
2.570 GHz	2.570 GHz	100.000 kHz	2.57000 GHz	-36.22 dBm	-26.22 dB
2.570 GHz	2.579 GHz	100.000 kHz	2.57081 GHz	19.45 dBm	-10.55 dB

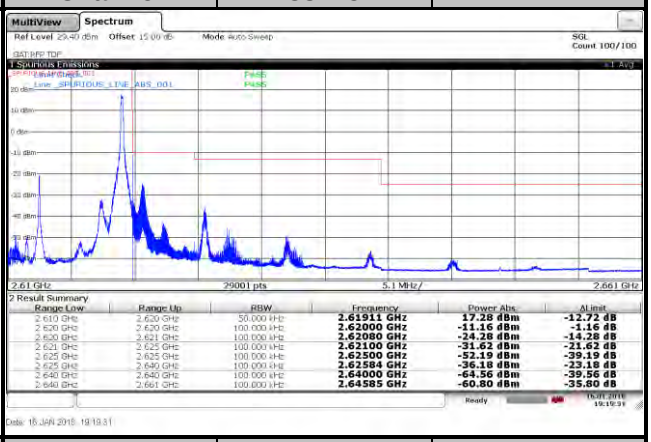

Range Low	Range Up	RBW	Frequency	Power Abs	ALimit
2.610 GHz	2.620 GHz	50.000 kHz	2.61911 GHz	17.28 dBm	-12.72 dB
2.620 GHz	2.620 GHz	100.000 kHz	2.62000 GHz	-11.16 dBm	-1.16 dB
2.620 GHz	2.621 GHz	100.000 kHz	2.62080 GHz	-24.28 dBm	-14.28 dB
2.621 GHz	2.625 GHz	100.000 kHz	2.62100 GHz	-31.62 dBm	-21.62 dB
2.625 GHz	2.625 GHz	100.000 kHz	2.62500 GHz	-52.19 dBm	-39.19 dB
2.625 GHz	2.640 GHz	100.000 kHz	2.62584 GHz	-36.18 dBm	-23.18 dB
2.640 GHz	2.640 GHz	100.000 kHz	2.64000 GHz	-64.56 dBm	-39.56 dB
2.640 GHz	2.661 GHz	100.000 kHz	2.64585 GHz	-60.80 dBm	-35.80 dB

Channel	37825	75 RB	Channel	38175	75 RB

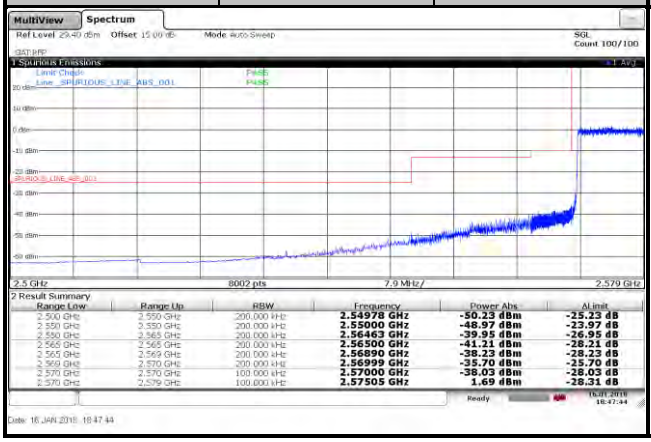

Range Low	Range Up	RBW	Frequency	Power Abs	ALimit
2.500 GHz	2.550 GHz	200.000 kHz	2.54978 GHz	-50.23 dBm	-25.23 dB
2.550 GHz	2.550 GHz	200.000 kHz	2.55000 GHz	-48.97 dBm	-23.97 dB
2.550 GHz	2.565 GHz	200.000 kHz	2.56463 GHz	-39.95 dBm	-26.95 dB
2.565 GHz	2.565 GHz	200.000 kHz	2.56500 GHz	-41.21 dBm	-28.21 dB
2.565 GHz	2.569 GHz	200.000 kHz	2.56890 GHz	-38.23 dBm	-28.23 dB
2.569 GHz	2.570 GHz	200.000 kHz	2.56999 GHz	-35.70 dBm	-25.70 dB
2.570 GHz	2.570 GHz	100.000 kHz	2.57000 GHz	-38.03 dBm	-28.03 dB
2.570 GHz	2.579 GHz	100.000 kHz	2.57505 GHz	1.69 dBm	-28.31 dB

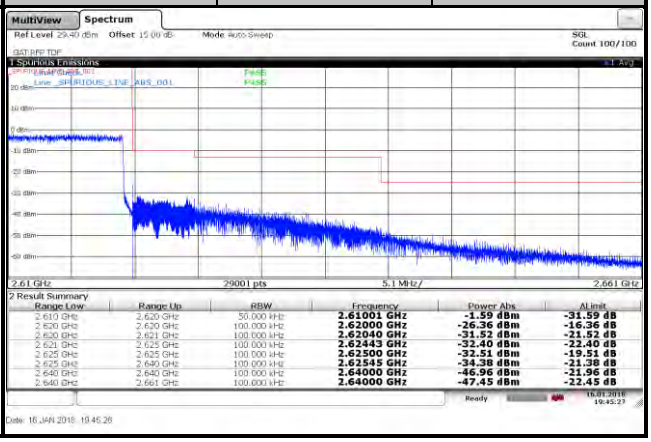

Range Low	Range Up	RBW	Frequency	Power Abs	ALimit
2.610 GHz	2.620 GHz	50.000 kHz	2.61001 GHz	-1.59 dBm	-31.59 dB
2.620 GHz	2.620 GHz	100.000 kHz	2.62000 GHz	-26.36 dBm	-16.36 dB
2.620 GHz	2.621 GHz	100.000 kHz	2.62040 GHz	-31.52 dBm	-21.52 dB
2.621 GHz	2.625 GHz	100.000 kHz	2.62443 GHz	-32.40 dBm	-22.40 dB
2.625 GHz	2.625 GHz	100.000 kHz	2.62500 GHz	-32.51 dBm	-19.51 dB
2.625 GHz	2.640 GHz	100.000 kHz	2.62545 GHz	-34.38 dBm	-21.38 dB
2.640 GHz	2.640 GHz	100.000 kHz	2.64000 GHz	-46.96 dBm	-21.96 dB
2.640 GHz	2.661 GHz	100.000 kHz	2.64000 GHz	-47.45 dBm	-22.45 dB

LTE Band 38					
Channel Bandwidth: 20 MHz / QPSK					
<Out-of-Band Emissions>					
Channel	37850	1 RB	Channel	38150	1 RB

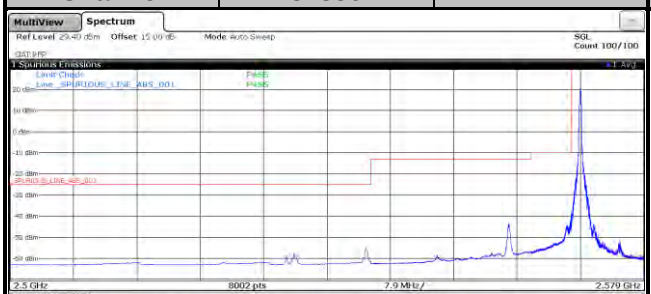

2 Result Summary

Range Low	Range Up	RBW	Frequency	Power Abs	ΔLimit
2.500 GHz	2.545 GHz	200.000 kHz	**2.54439 GHz**	**-54.94 dBm**	**-29.94 dB**
2.545 GHz	2.545 GHz	200.000 kHz	**2.54500 GHz**	**-62.06 dBm**	**-37.06 dB**
2.545 GHz	2.565 GHz	200.000 kHz	**2.56219 GHz**	**-43.49 dBm**	**-30.49 dB**
2.565 GHz	2.565 GHz	200.000 kHz	**2.56500 GHz**	**-56.64 dBm**	**-43.64 dB**
2.565 GHz	2.569 GHz	200.000 kHz	**2.56899 GHz**	**-51.04 dBm**	**-41.04 dB**
2.569 GHz	2.570 GHz	200.000 kHz	**2.56999 GHz**	**-37.89 dBm**	**-27.89 dB**
2.570 GHz	2.570 GHz	100.000 kHz	**2.57000 GHz**	**-38.86 dBm**	**-28.86 dB**
2.570 GHz	2.579 GHz	100.000 kHz	**2.57107 GHz**	**20.35 dBm**	**-9.65 dB**

Ready Total 0:01:18 20:00:18

Date: 16 JAN 2018 20:00:18

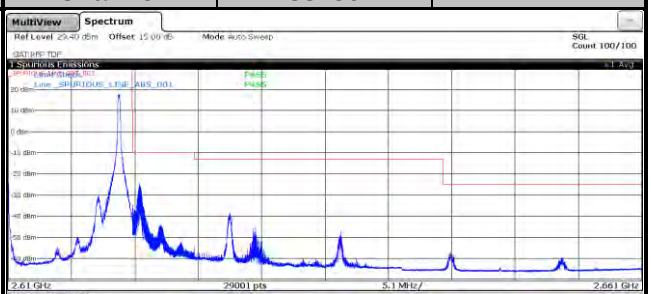

2 Result Summary

Range Low	Range Up	RBW	Frequency	Power Abs	ΔLimit
2.610 GHz	2.620 GHz	50.000 kHz	**2.61887 GHz**	**17.65 dBm**	**-12.35 dB**
2.620 GHz	2.620 GHz	100.000 kHz	**2.62000 GHz**	**-34.81 dBm**	**-24.81 dB**
2.620 GHz	2.621 GHz	100.000 kHz	**2.62057 GHz**	**-25.03 dBm**	**-15.03 dB**
2.621 GHz	2.625 GHz	100.000 kHz	**2.62100 GHz**	**-39.99 dBm**	**-29.99 dB**
2.625 GHz	2.625 GHz	100.000 kHz	**2.62500 GHz**	**-54.25 dBm**	**-41.25 dB**
2.625 GHz	2.645 GHz	100.000 kHz	**2.62781 GHz**	**-38.58 dBm**	**-25.58 dB**
2.645 GHz	2.645 GHz	100.000 kHz	**2.64500 GHz**	**-64.56 dBm**	**-39.56 dB**
2.645 GHz	2.661 GHz	100.000 kHz	**2.64569 GHz**	**-56.69 dBm**	**-31.69 dB**

Ready Total 0:01:18 21:31:41

Date: 16 JAN 2018 21:31:40

Channel	37850	100 RB	Channel	38150	100 RB

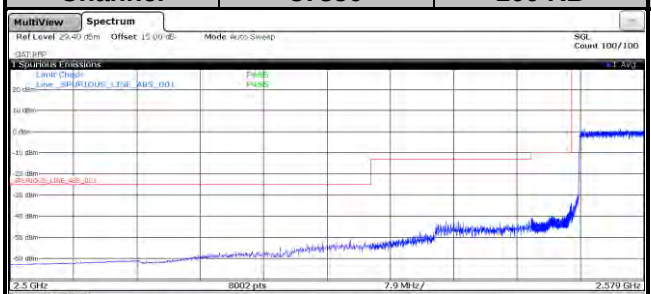

2 Result Summary

Range Low	Range Up	RBW	Frequency	Power Abs	ΔLimit
2.500 GHz	2.545 GHz	200.000 kHz	**2.54246 GHz**	**-51.57 dBm**	**-26.57 dB**
2.545 GHz	2.545 GHz	200.000 kHz	**2.54500 GHz**	**-52.72 dBm**	**-27.72 dB**
2.545 GHz	2.565 GHz	200.000 kHz	**2.56469 GHz**	**-42.12 dBm**	**-29.12 dB**
2.565 GHz	2.565 GHz	200.000 kHz	**2.56500 GHz**	**-41.02 dBm**	**-28.02 dB**
2.565 GHz	2.569 GHz	200.000 kHz	**2.56758 GHz**	**-39.98 dBm**	**-29.98 dB**
2.569 GHz	2.570 GHz	200.000 kHz	**2.57000 GHz**	**-33.82 dBm**	**-23.82 dB**
2.570 GHz	2.570 GHz	100.000 kHz	**2.57000 GHz**	**-36.80 dBm**	**-26.80 dB**
2.570 GHz	2.579 GHz	100.000 kHz	**2.57608 GHz**	**1.29 dBm**	**-28.71 dB**

Ready Total 0:01:18 21:07:35

Date: 16 JAN 2018 21:07:35

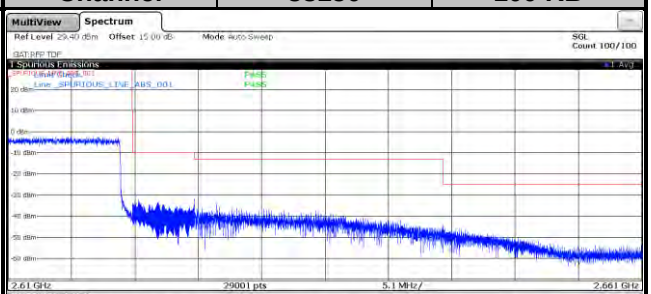

2 Result Summary

Range Low	Range Up	RBW	Frequency	Power Abs	ΔLimit
2.610 GHz	2.620 GHz	50.000 kHz	**2.61632 GHz**	**-2.34 dBm**	**-32.34 dB**
2.620 GHz	2.620 GHz	100.000 kHz	**2.62000 GHz**	**-34.35 dBm**	**-24.35 dB**
2.620 GHz	2.621 GHz	100.000 kHz	**2.62050 GHz**	**-32.27 dBm**	**-22.27 dB**
2.621 GHz	2.625 GHz	100.000 kHz	**2.62208 GHz**	**-33.57 dBm**	**-23.57 dB**
2.625 GHz	2.625 GHz	100.000 kHz	**2.62500 GHz**	**-31.79 dBm**	**-18.79 dB**
2.625 GHz	2.645 GHz	100.000 kHz	**2.62680 GHz**	**-34.34 dBm**	**-21.34 dB**
2.645 GHz	2.645 GHz	100.000 kHz	**2.64500 GHz**	**-44.41 dBm**	**-19.41 dB**
2.645 GHz	2.661 GHz	100.000 kHz	**2.64500 GHz**	**-45.02 dBm**	**-20.02 dB**

Ready Total 0:01:18 22:12:16

Date: 16 JAN 2018 22:12:16

LTE Band 38					
Channel Bandwidth: 20 MHz / 16QAM					
<Out-of-Band Emissions>					
Channel	37850	1 RB	Channel	38150	1 RB

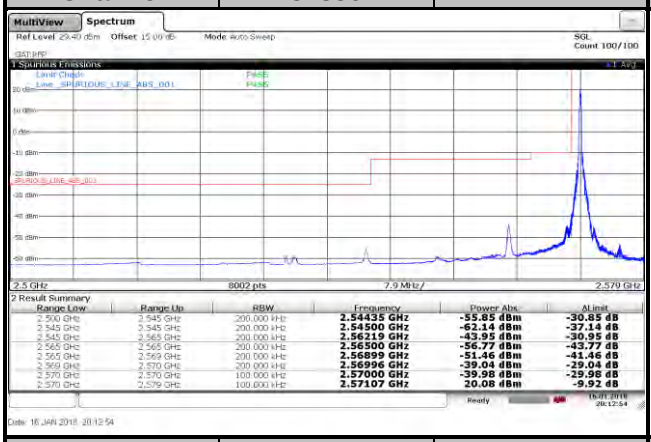

Range Low	Range Up	RBW	Frequency	Power Abs	ALimit
2.500 GHz	2.545 GHz	200.000 kHz	2.54435 GHz	-55.85 dBm	-30.85 dB
2.545 GHz	2.545 GHz	200.000 kHz	2.54500 GHz	-62.14 dBm	-37.14 dB
2.545 GHz	2.565 GHz	200.000 kHz	2.56219 GHz	-43.95 dBm	-30.95 dB
2.565 GHz	2.565 GHz	200.000 kHz	2.56500 GHz	-56.77 dBm	-43.77 dB
2.565 GHz	2.569 GHz	200.000 kHz	2.56899 GHz	-51.46 dBm	-41.46 dB
2.569 GHz	2.570 GHz	200.000 kHz	2.56996 GHz	-39.04 dBm	-29.04 dB
2.570 GHz	2.570 GHz	100.000 kHz	2.57000 GHz	-39.98 dBm	-29.98 dB
2.570 GHz	2.579 GHz	100.000 kHz	2.57107 GHz	20.08 dBm	-9.92 dB

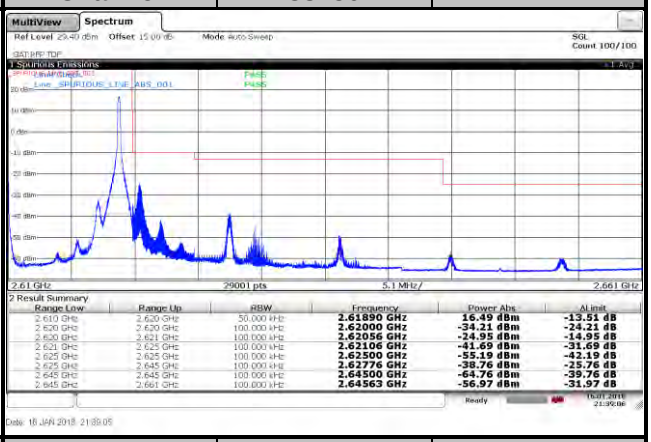

Range Low	Range Up	RBW	Frequency	Power Abs	ALimit
2.610 GHz	2.620 GHz	50.000 kHz	2.61890 GHz	16.49 dBm	-13.51 dB
2.620 GHz	2.620 GHz	100.000 kHz	2.62000 GHz	-34.21 dBm	-24.21 dB
2.620 GHz	2.621 GHz	100.000 kHz	2.62056 GHz	-24.95 dBm	-14.95 dB
2.621 GHz	2.625 GHz	100.000 kHz	2.62106 GHz	-41.69 dBm	-31.69 dB
2.625 GHz	2.625 GHz	100.000 kHz	2.62500 GHz	-55.19 dBm	-42.19 dB
2.625 GHz	2.645 GHz	100.000 kHz	2.62776 GHz	-38.76 dBm	-25.76 dB
2.645 GHz	2.645 GHz	100.000 kHz	2.64500 GHz	-64.76 dBm	-39.76 dB
2.645 GHz	2.661 GHz	100.000 kHz	2.64563 GHz	-56.97 dBm	-31.97 dB

Channel	37850	100 RB	Channel	38150	100 RB

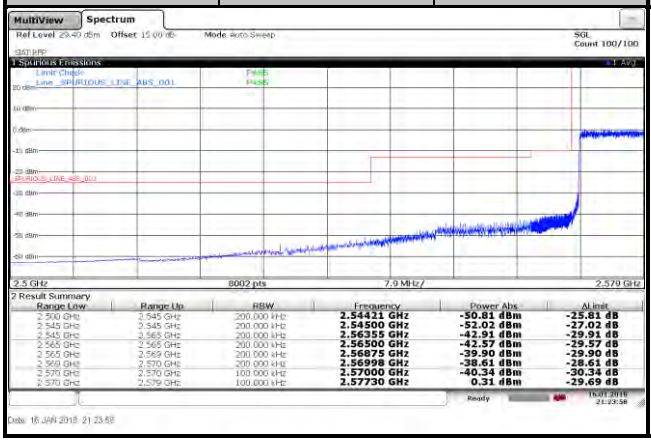

Range Low	Range Up	RBW	Frequency	Power Abs	ALimit
2.500 GHz	2.545 GHz	200.000 kHz	2.54421 GHz	-50.81 dBm	-25.81 dB
2.545 GHz	2.545 GHz	200.000 kHz	2.54500 GHz	-52.02 dBm	-27.02 dB
2.545 GHz	2.565 GHz	200.000 kHz	2.56355 GHz	-42.91 dBm	-29.91 dB
2.565 GHz	2.565 GHz	200.000 kHz	2.56500 GHz	-42.57 dBm	-29.57 dB
2.565 GHz	2.569 GHz	200.000 kHz	2.56875 GHz	-39.90 dBm	-29.90 dB
2.569 GHz	2.570 GHz	200.000 kHz	2.56998 GHz	-38.61 dBm	-28.61 dB
2.570 GHz	2.570 GHz	100.000 kHz	2.57000 GHz	-40.34 dBm	-30.34 dB
2.570 GHz	2.579 GHz	100.000 kHz	2.57730 GHz	0.31 dBm	-29.69 dB

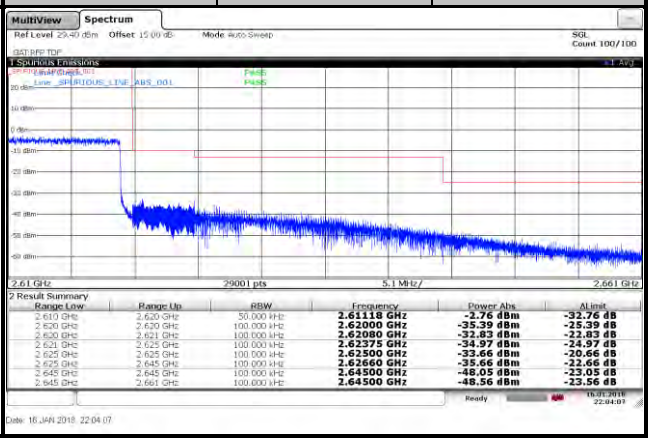

Range Low	Range Up	RBW	Frequency	Power Abs	ALimit
2.610 GHz	2.620 GHz	50.000 kHz	2.61118 GHz	-2.76 dBm	-32.76 dB
2.620 GHz	2.620 GHz	100.000 kHz	2.62000 GHz	-35.39 dBm	-25.39 dB
2.620 GHz	2.621 GHz	100.000 kHz	2.62080 GHz	-32.83 dBm	-22.83 dB
2.621 GHz	2.625 GHz	100.000 kHz	2.62375 GHz	-34.97 dBm	-24.97 dB
2.625 GHz	2.625 GHz	100.000 kHz	2.62500 GHz	-33.66 dBm	-20.66 dB
2.625 GHz	2.645 GHz	100.000 kHz	2.62660 GHz	-35.66 dBm	-22.66 dB
2.645 GHz	2.645 GHz	100.000 kHz	2.64500 GHz	-48.05 dBm	-23.05 dB
2.645 GHz	2.661 GHz	100.000 kHz	2.64500 GHz	-48.56 dBm	-23.56 dB

LTE Band 41					
Channel Bandwidth: 5 MHz / QPSK					
<Out-of-Band Emissions>					
Channel	39675	1 RB	Channel	41565	1 RB
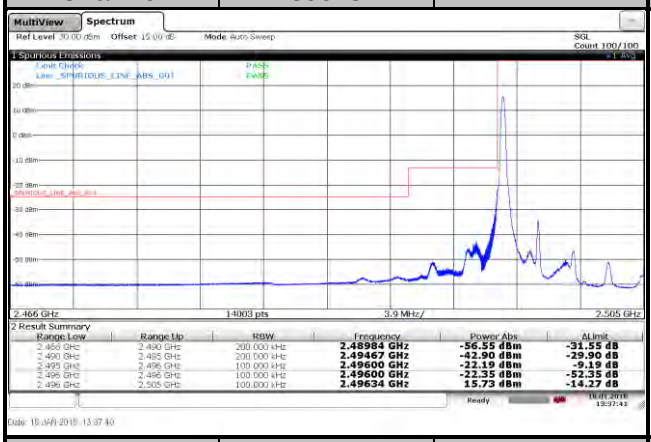			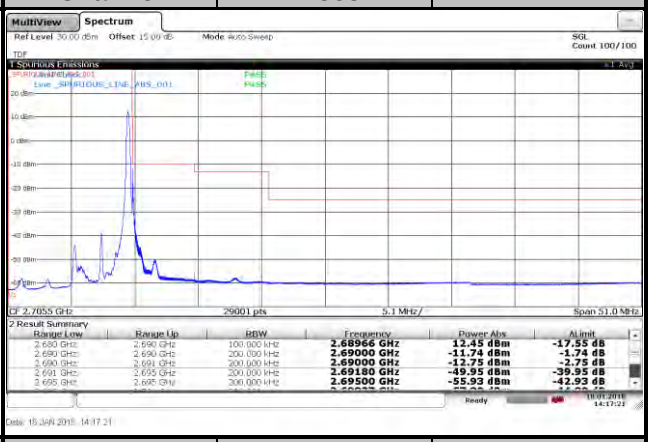		
Channel	39675	25 RB	Channel	41565	25 RB
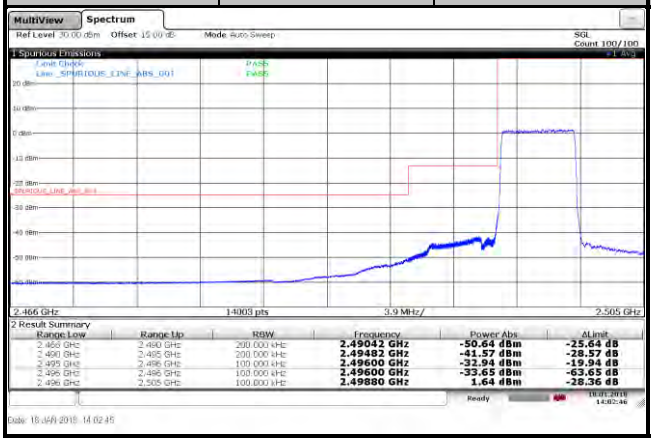			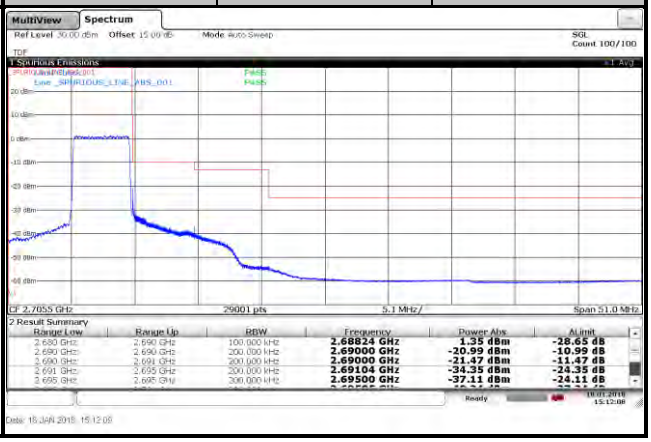		

LTE Band 41					
Channel Bandwidth: 5 MHz / 16QAM					
<Out-of-Band Emissions>					
Channel	39675	1 RB	Channel	41565	1 RB

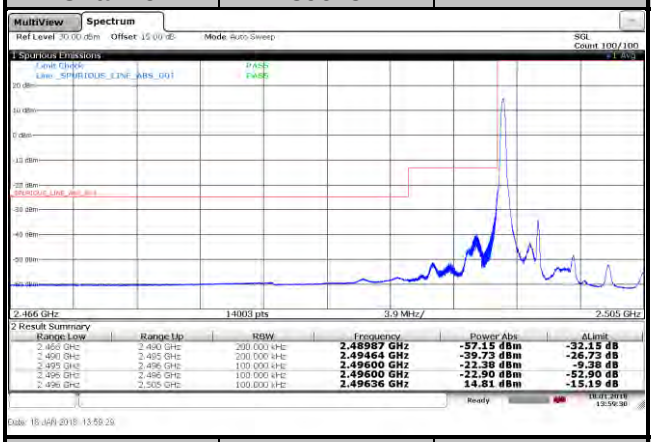

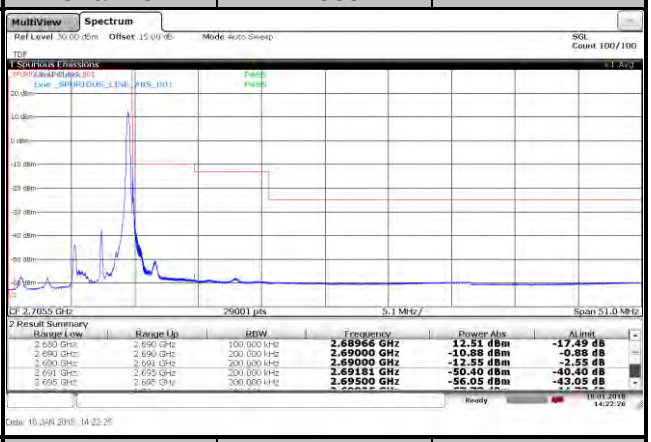

Channel	39675	25 RB	Channel	41565	25 RB

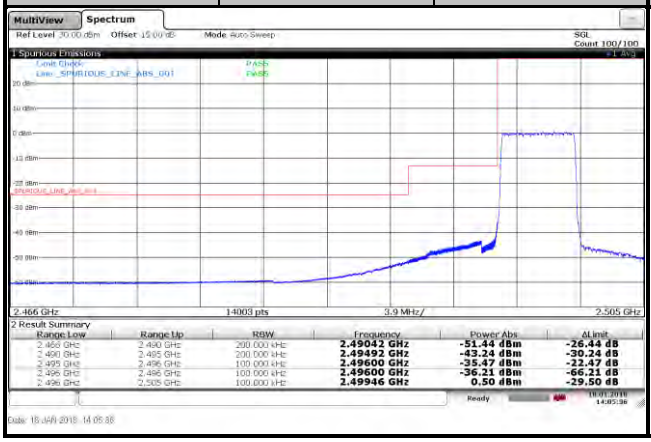

LTE Band 41					
Channel Bandwidth: 10 MHz / QPSK					
<Out-of-Band Emissions>					
Channel	39700	1 RB	Channel	41540	1 RB

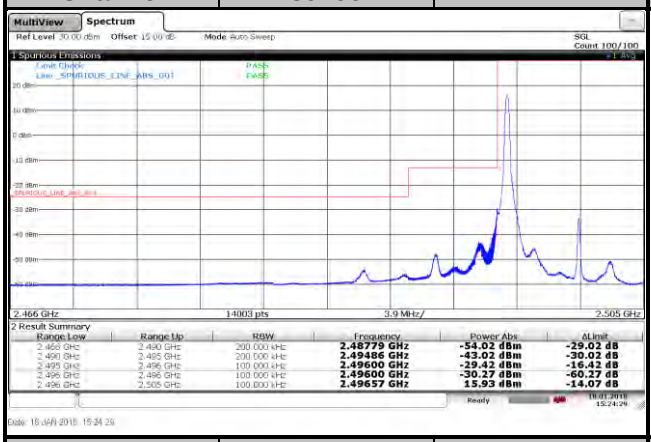

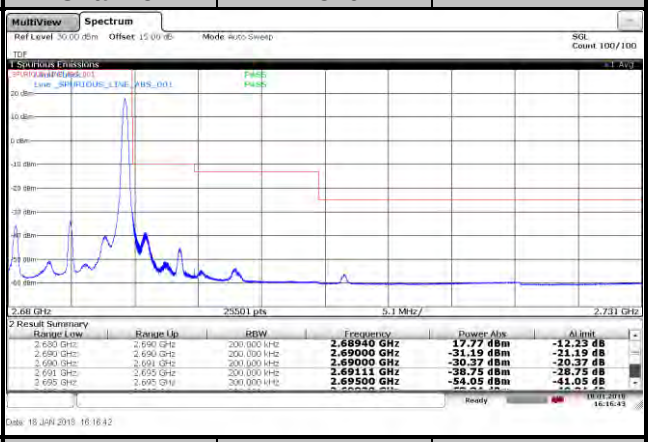

Channel	39700	50 RB	Channel	41540	50 RB

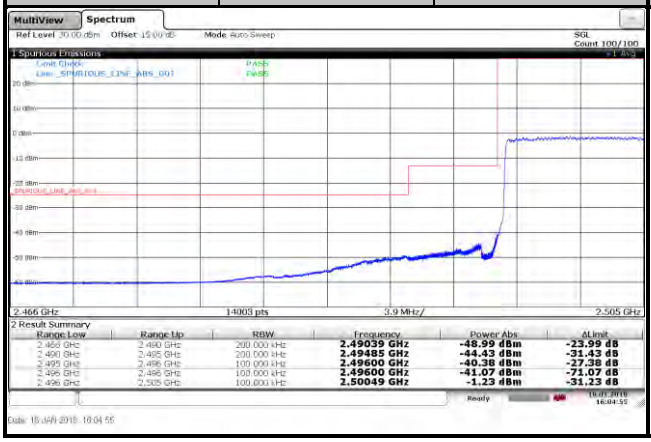

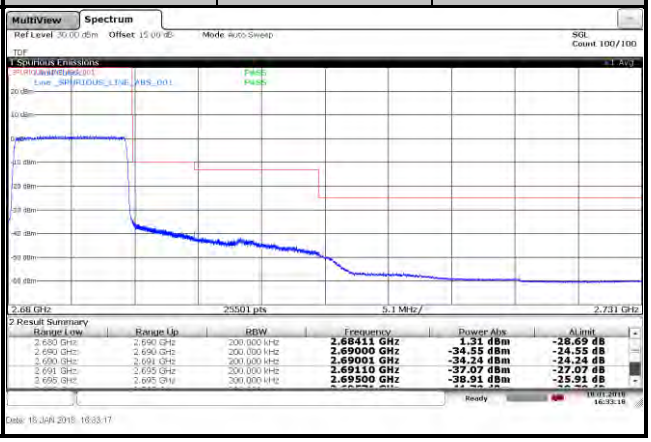

LTE Band 41					
Channel Bandwidth: 10 MHz / 16QAM					
<Out-of-Band Emissions>					
Channel	39700	1 RB	Channel	41540	1 RB
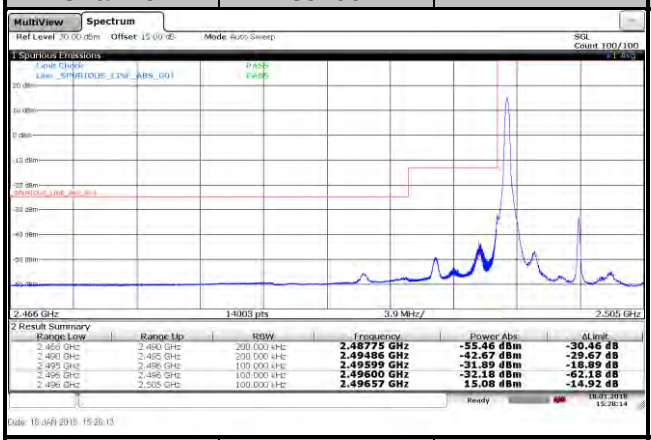			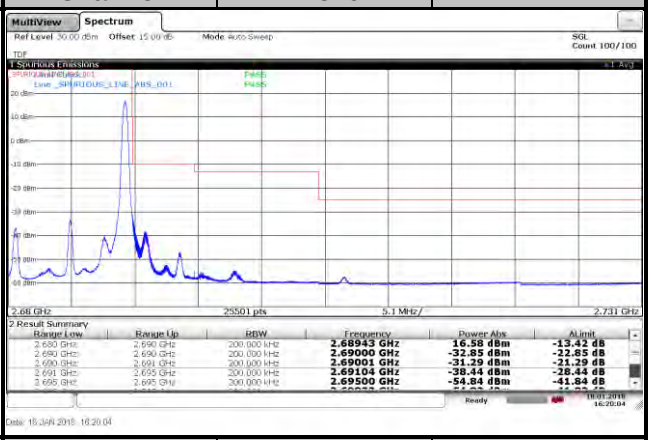		
Channel	39700	50 RB	Channel	41540	50 RB
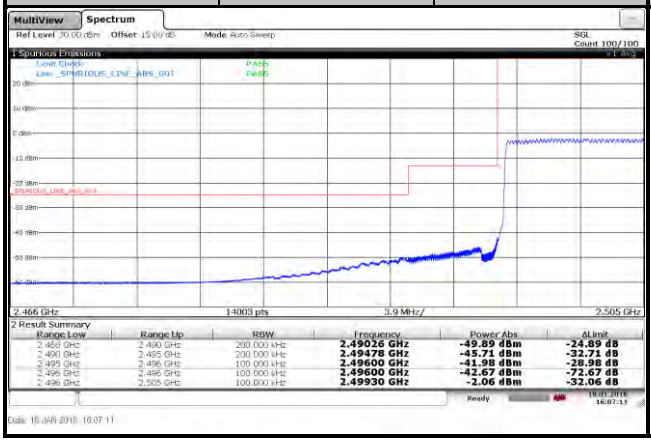			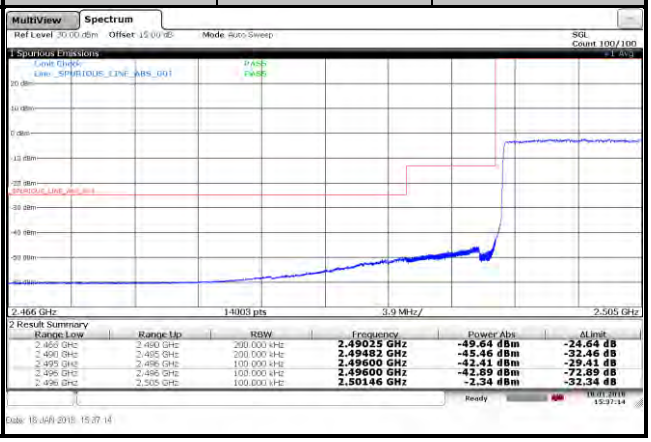		

LTE Band 41					
Channel Bandwidth: 15 MHz / QPSK					
<Out-of-Band Emissions>					
Channel	39725	1 RB	Channel	41515	1 RB
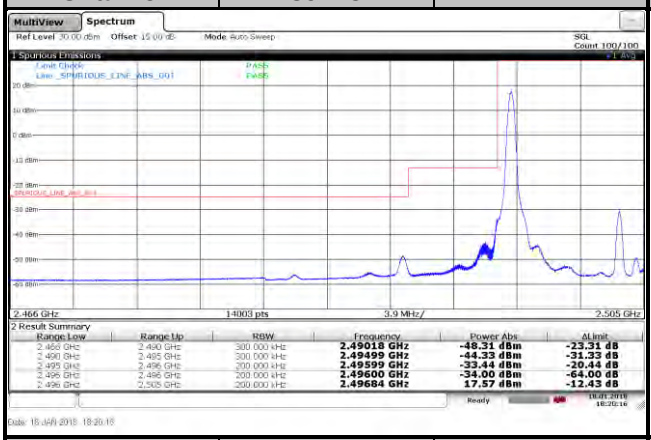			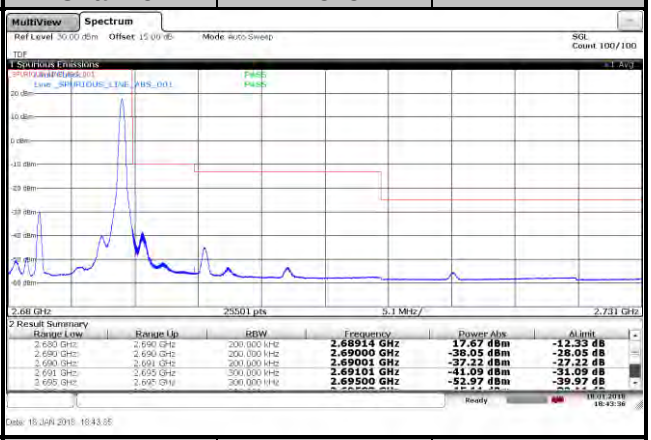		
Channel	39725	75 RB	Channel	41515	75 RB
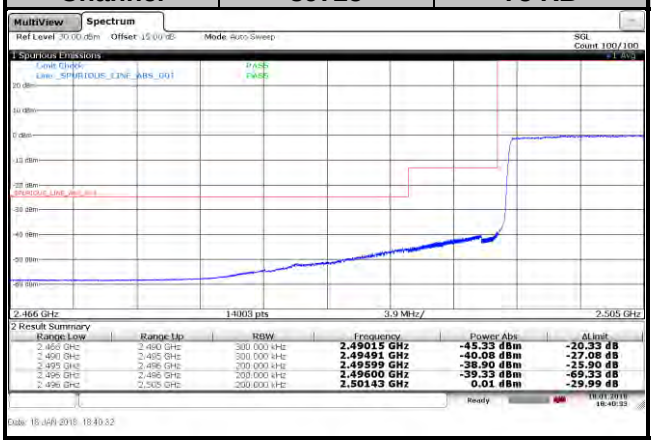			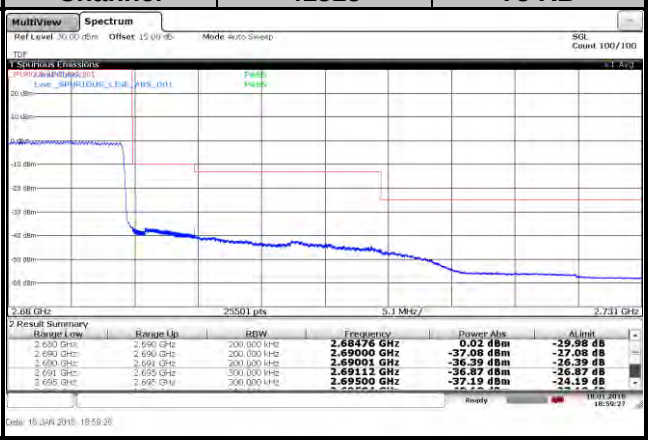		

LTE Band 41					
Channel Bandwidth: 15 MHz / 16QAM					
<Out-of-Band Emissions>					
Channel	39725	1 RB	Channel	41515	1 RB
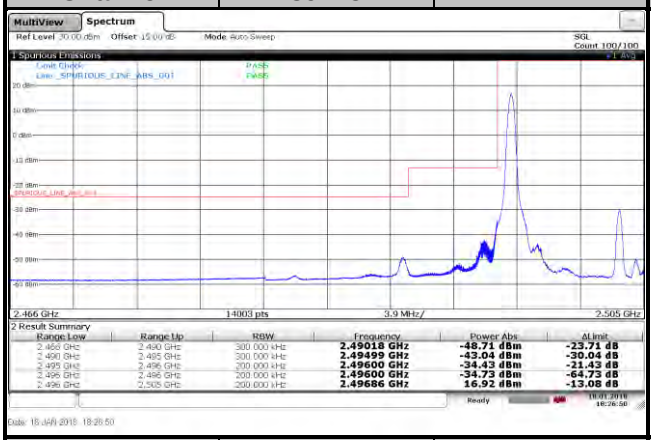			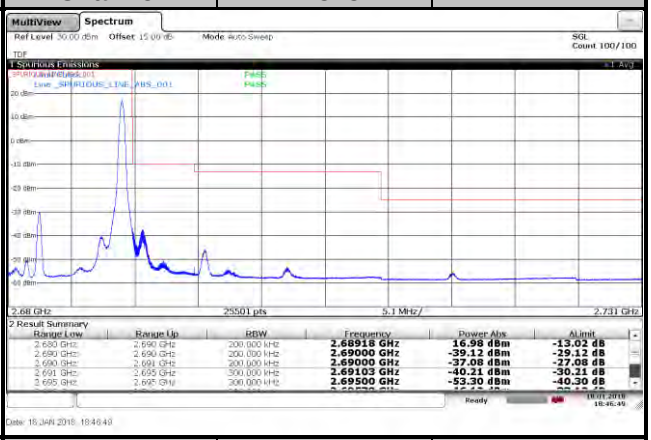		
Channel	39725	75 RB	Channel	41515	75 RB
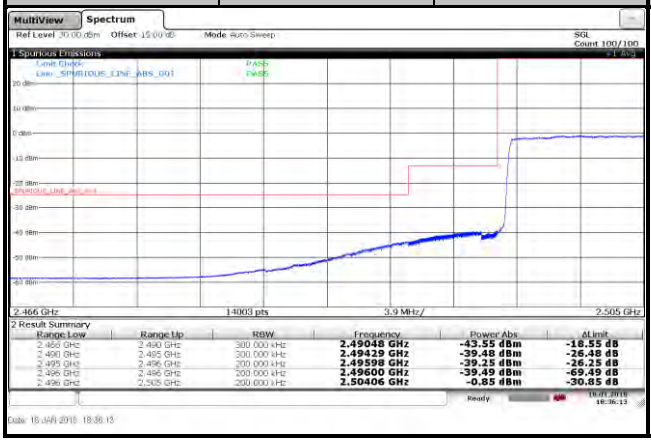			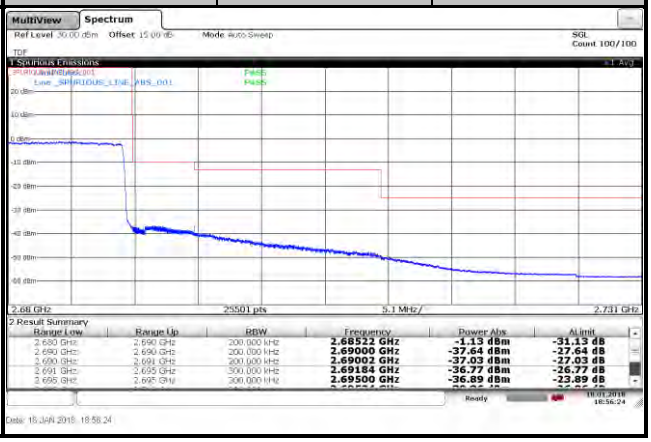		

LTE Band 41					
Channel Bandwidth: 20 MHz / QPSK					
<Out-of-Band Emissions>					
Channel	39750	1 RB	Channel	41490	1 RB

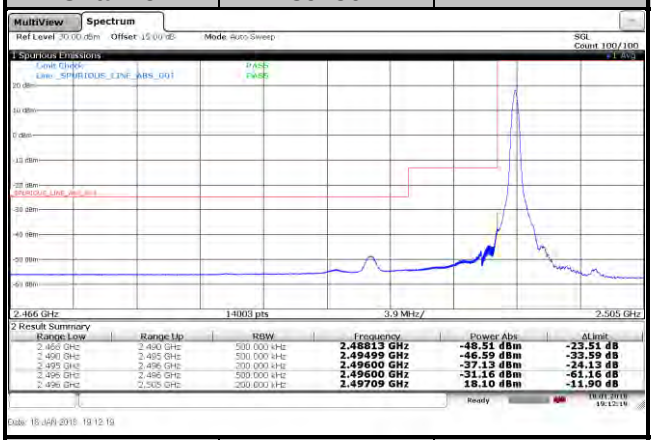

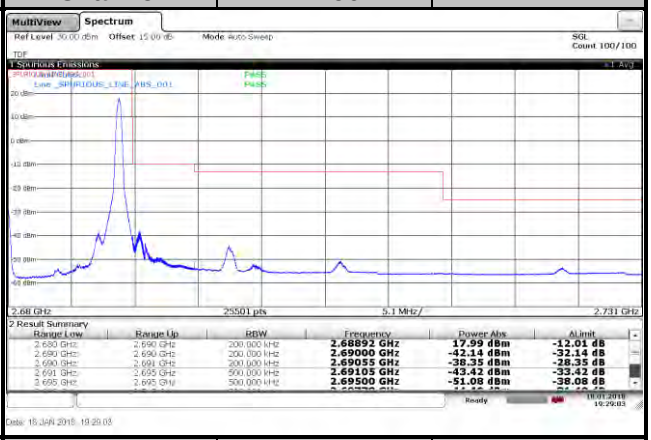

Channel	39750	100 RB	Channel	41490	100 RB

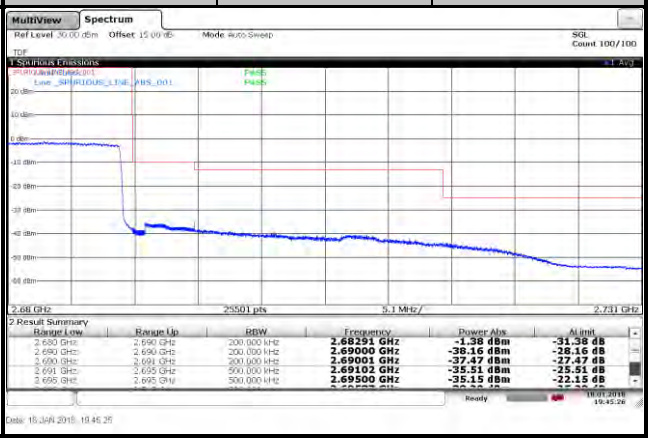

LTE Band 41					
Channel Bandwidth: 20 MHz / 16QAM					
<Out-of-Band Emissions>					
Channel	39750	1 RB	Channel	41490	1 RB
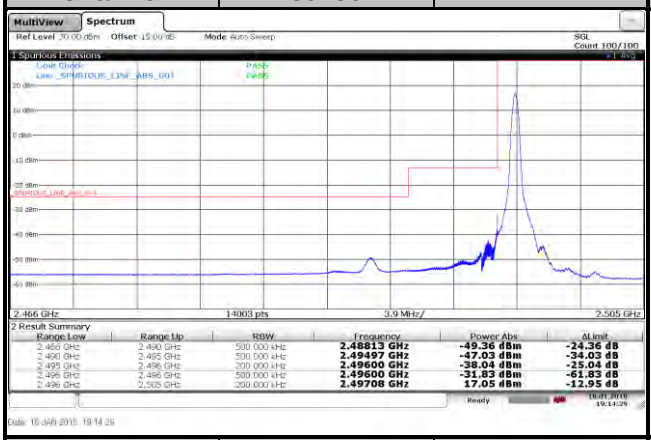			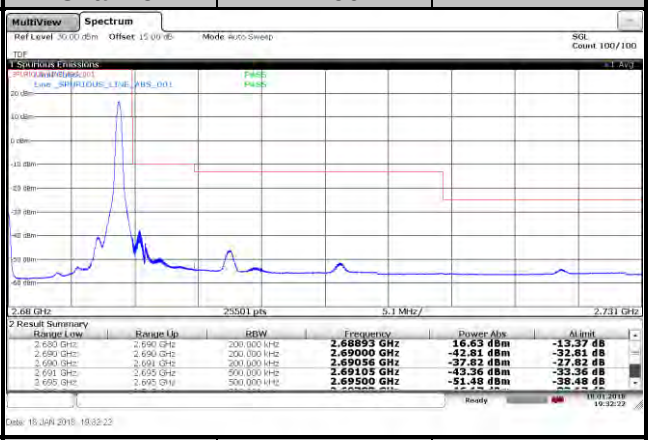		
Channel	39750	100 RB	Channel	41490	100 RB
			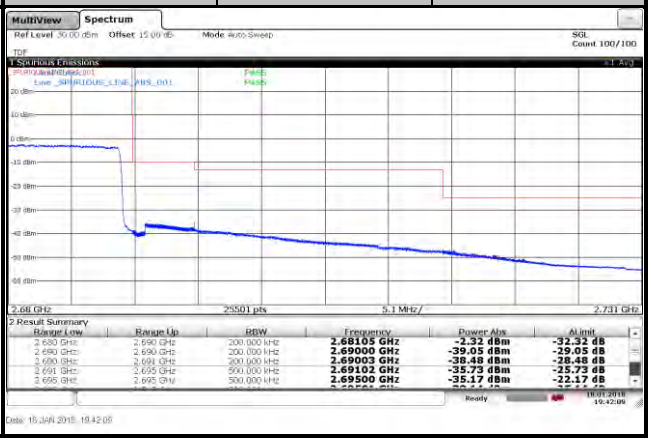		

4.5 Peak to Average Ratio

4.5.1 Limits of Peak to Average Ratio Measurement

In measuring transmissions in this band using an average power technique, the peak to-average ratio (PAR) of the transmission may not exceed 13 dB.

4.5.2 Test Setup

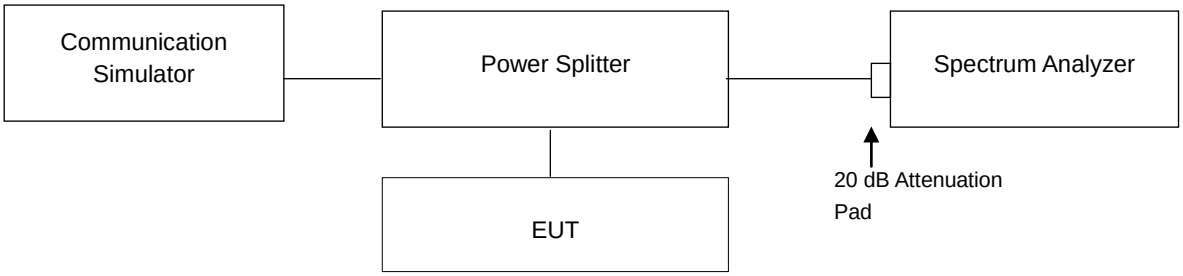

4.5.3 Test Procedures

1. Set resolution/measurement bandwidth ≥ signal's occupied bandwidth;
2. Set the number of counts to a value that stabilizes the measured CCDF curve;
3. Record the maximum PAPR level associated with a probability of 0.1 %.

4.5.4 Test Results

LTE Band 7									
Channel Bandwidth: 5 MHz					Channel Bandwidth: 10 MHz				
Channel	Frequency (MHz)	Peak to Average Ratio (dB)			Channel	Frequency (MHz)	Peak to Average Ratio (dB)		
		QPSK	16QAM	64QAM			QPSK	16QAM	64QAM
20775	2502.5	4.19	5.00	4.90	20800	2505.0	4.18	5.01	4.94
21100	2535.0	4.74	5.57	5.47	21100	2535.0	4.62	5.48	5.43
21425	2567.5	3.94	4.69	4.61	21400	2565.0	4.03	4.87	4.69

Spectrum Plot of Worst Value	
5 MHz / 16QAM	10 MHz / 16QAM
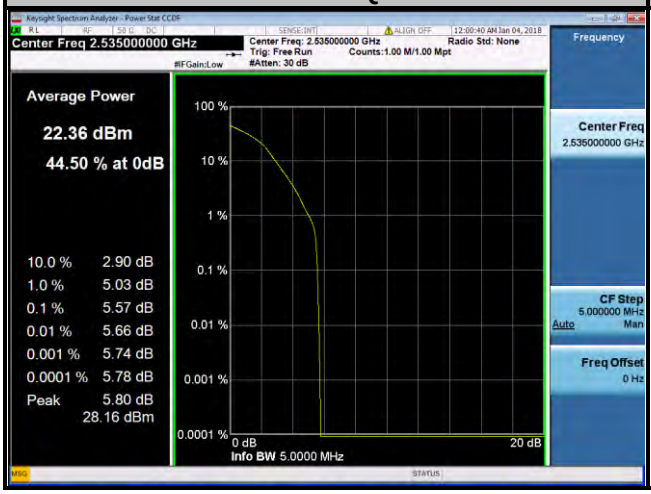	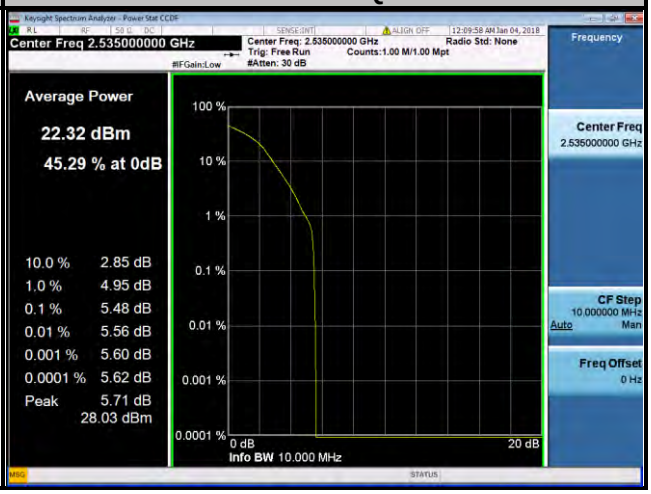

LTE Band 7									
Channel Bandwidth: 15 MHz					Channel Bandwidth: 20 MHz				
Channel	Frequency (MHz)	Peak to Average Ratio (dB)			Channel	Frequency (MHz)	Peak to Average Ratio (dB)		
		QPSK	16QAM	64QAM			QPSK	16QAM	64QAM
20825	2507.5	4.29	5.10	4.95	20850	2510.0	4.31	5.11	4.93
21100	2535.0	4.53	5.33	5.29	21100	2535.0	4.45	5.29	5.24
21375	2562.5	4.41	5.24	5.17	21350	2560.0	4.45	5.25	5.12

Spectrum Plot of Worst Value	
15 MHz / 16QAM	20 MHz / 16QAM
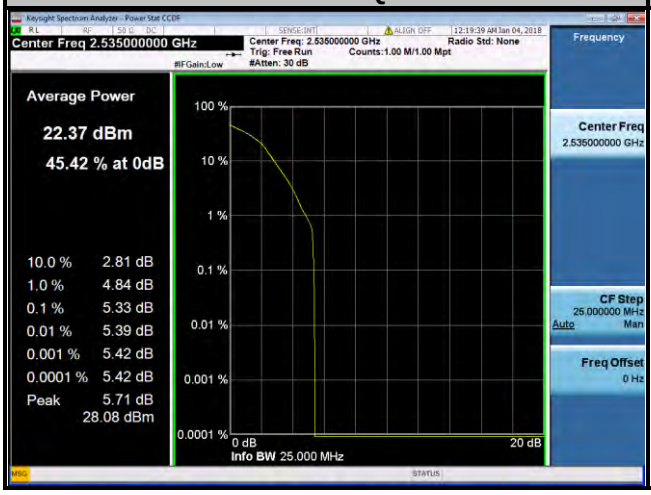	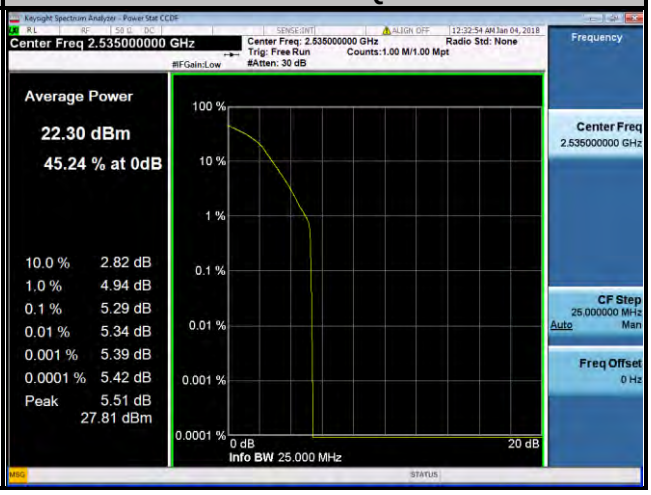

LTE Band 38									
Channel Bandwidth: 5 MHz					Channel Bandwidth: 10 MHz				
Channel	Frequency (MHz)	Peak to Average Ratio (dB)			Channel	Frequency (MHz)	Peak to Average Ratio (dB)		
		QPSK	16QAM	64QAM			QPSK	16QAM	64QAM
37775	2572.5	7.41	8.86	9.62	37800	2575.0	7.35	8.99	8.94
38000	2595.0	7.29	8.32	9.31	38000	2595.0	7.02	7.89	9.38
38225	2617.5	7.39	8.07	8.88	38200	2615.0	6.73	8.98	9.10

Spectrum Plot of Worst Value	
5 MHz / 64QAM	10 MHz / 64QAM
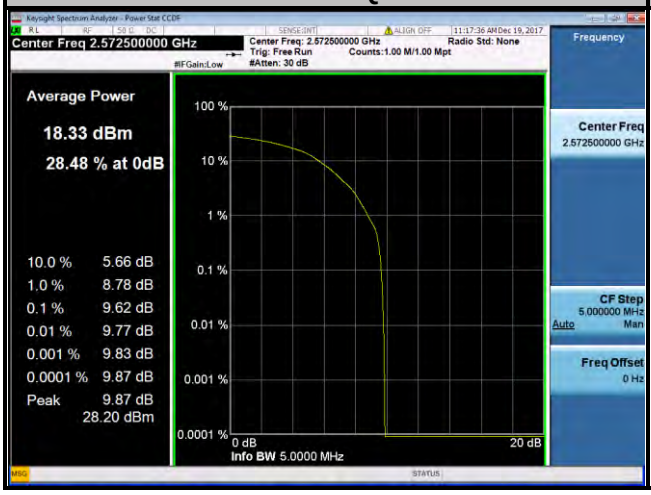	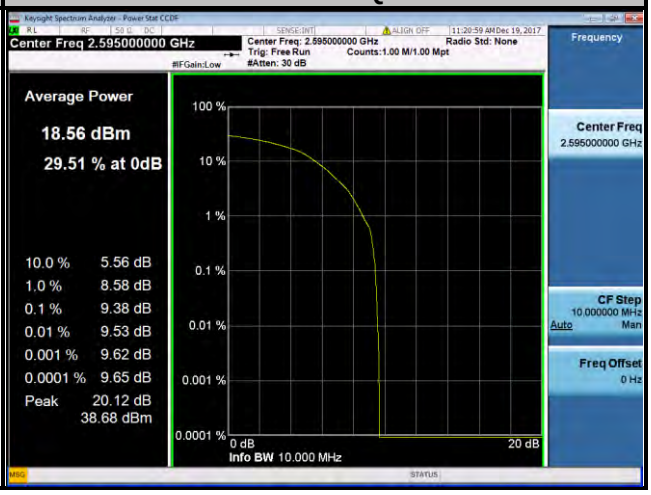

LTE Band 38									
Channel Bandwidth: 15 MHz					Channel Bandwidth: 20 MHz				
Channel	Frequency (MHz)	Peak to Average Ratio (dB)			Channel	Frequency (MHz)	Peak to Average Ratio (dB)		
		QPSK	16QAM	64QAM			QPSK	16QAM	64QAM
37825	2577.5	7.76	8.10	10.15	37850	2580.0	6.38	8.27	9.83
38000	2595.0	7.81	7.28	8.69	38000	2595.0	8.06	7.95	10.64
38175	2612.5	8.00	10.14	10.23	38150	2610.0	7.70	7.74	9.82

Spectrum Plot of Worst Value	
15 MHz / 64QAM	20 MHz / 64QAM
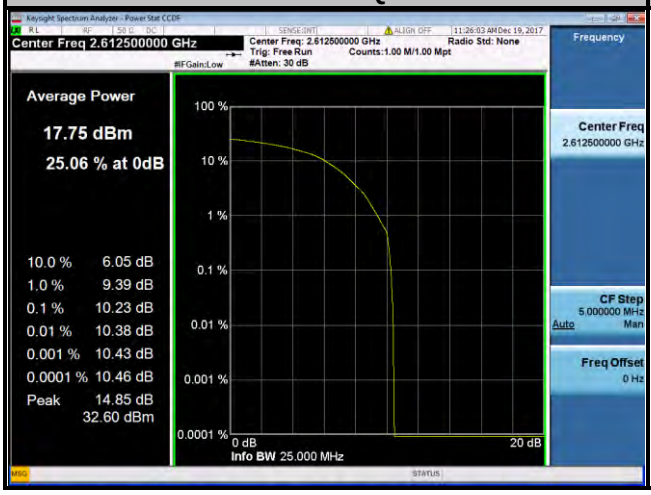	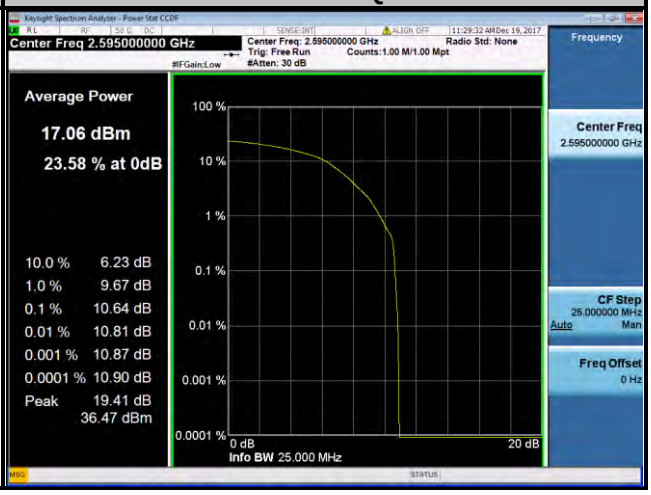

LTE Band 41									
Channel Bandwidth: 5 MHz					Channel Bandwidth: 10 MHz				
Channel	Frequency (MHz)	Peak to Average Ratio (dB)			Channel	Frequency (MHz)	Peak to Average Ratio (dB)		
		QPSK	16QAM	64QAM			QPSK	16QAM	64QAM
39675	2498.5	7.62	8.07	8.16	39700	2501.0	7.42	8.68	7.54
40620	2593.0	7.66	8.60	9.01	40620	2593.0	7.03	8.66	8.90
41565	2687.5	8.70	7.65	8.72	41540	2685.0	7.25	8.78	7.39

Spectrum Plot of Worst Value	
5 MHz / 64QAM	10 MHz / 64QAM
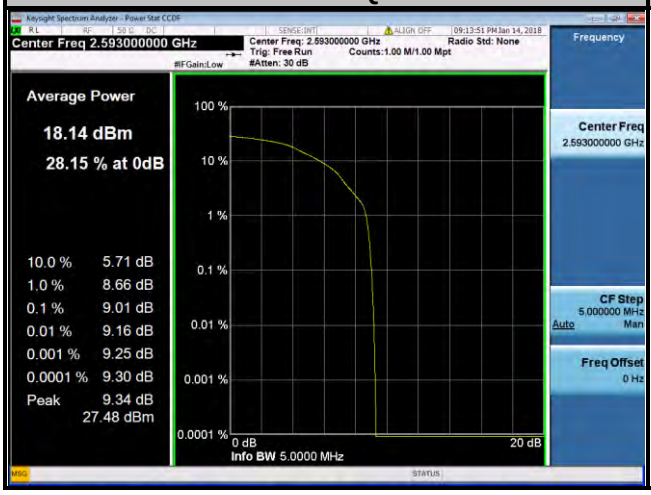	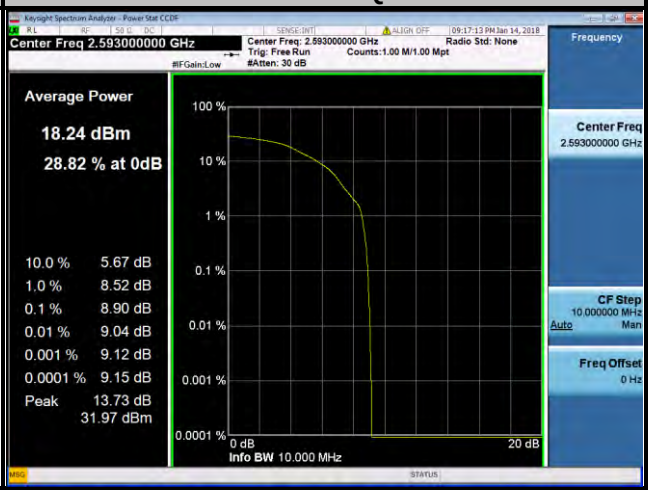

LTE Band 41									
Channel Bandwidth: 15 MHz					Channel Bandwidth: 20 MHz				
Channel	Frequency (MHz)	Peak to Average Ratio (dB)			Channel	Frequency (MHz)	Peak to Average Ratio (dB)		
		QPSK	16QAM	64QAM			QPSK	16QAM	64QAM
39725	2503.5	8.02	8.03	7.77	39750	2506.0	7.92	7.99	8.37
40620	2593.0	6.60	8.08	8.91	40620	2593.0	8.93	7.89	8.55
41515	2682.5	6.31	7.86	8.18	41490	2680.0	7.23	9.49	8.31

Spectrum Plot of Worst Value	
15 MHz / 64QAM	20 MHz / 16QAM

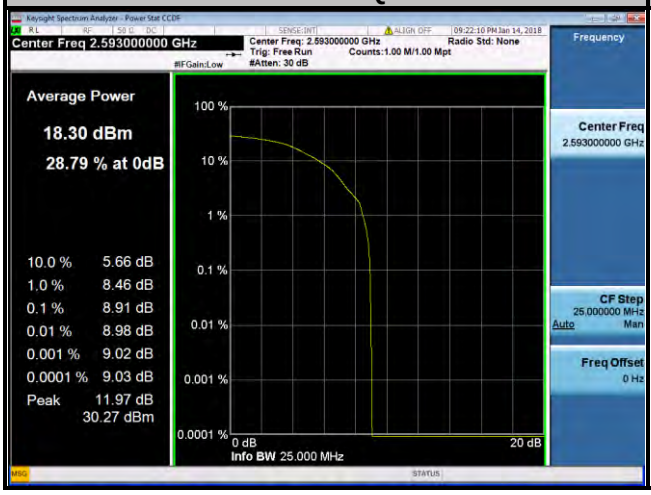

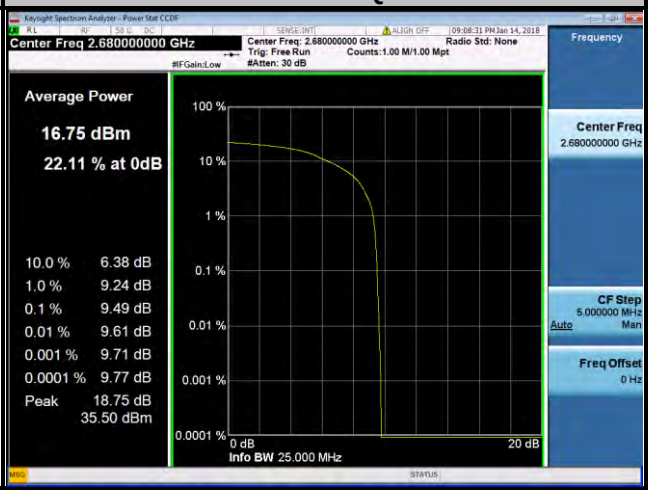

4.6 Conducted Spurious Emissions

4.6.1 Limits of Conducted Spurious Emissions Measurement

The power of any emission outside a licensee's frequency block shall be attenuated below the transmitter power (P) by at least 55 +10 log10(P) dB. The limit of emission is equal to -25 dBm.

4.6.2 Test Setup

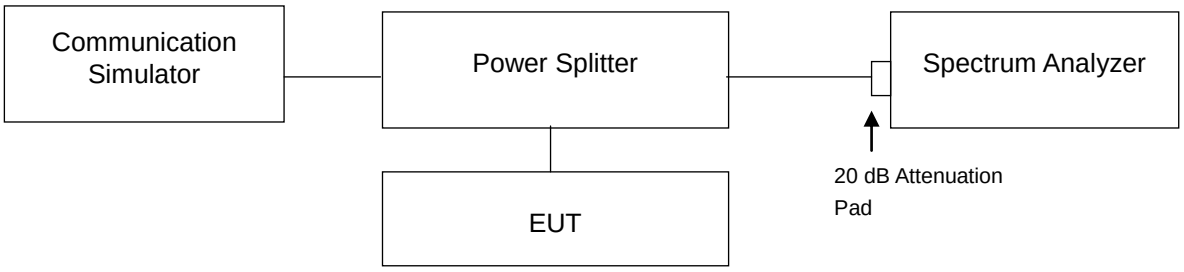

4.6.3 Test Procedure

a. The EUT makes a phone call to the communication simulator. All measurements were done at low, middle and high operational frequency range.

b. Measuring frequency range is from 30MHz to 1 GHz, 1 GHz to 3GHz, and 3 GHz to 26GHz for LTE Band 7, and 30MHz to 1 GHz, 1 GHz to 3GHz, and 3 GHz to 27GHz for LTE Band 38/41. 10 dB attenuation pad is connected with spectrum. RBW = 100 kHz and VBW = 300 kHz are used for conducted emission measurement.

4.6.4 Test Results

LTE Band 7

30MHz ~ 1GHz

LTE Band 7	
Channel Bandwidth: 5 MHz	
Channel 20775	Channel 21100

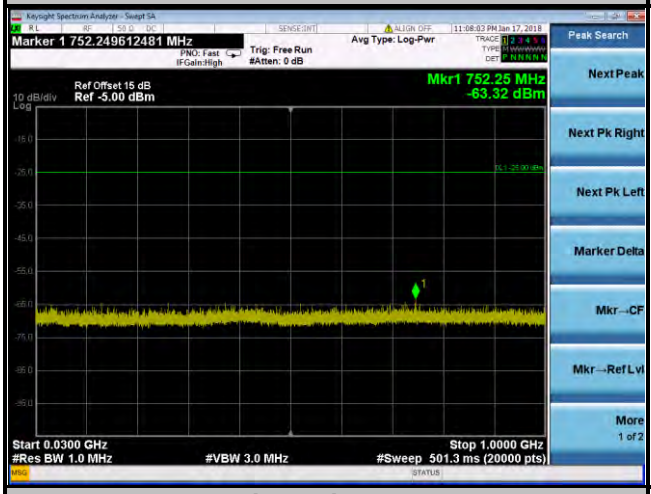

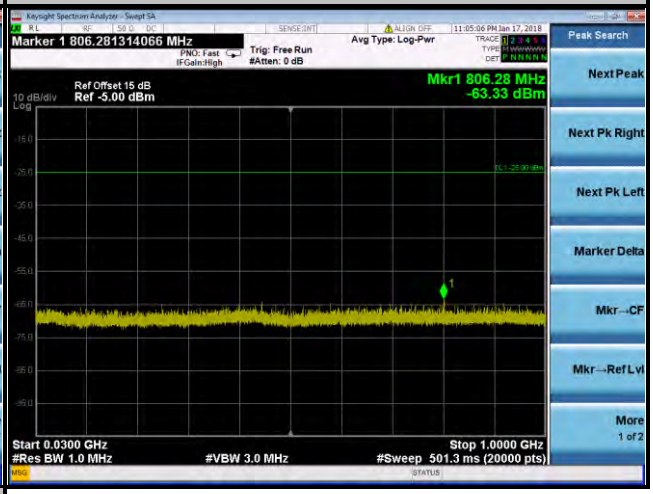

Channel 21425

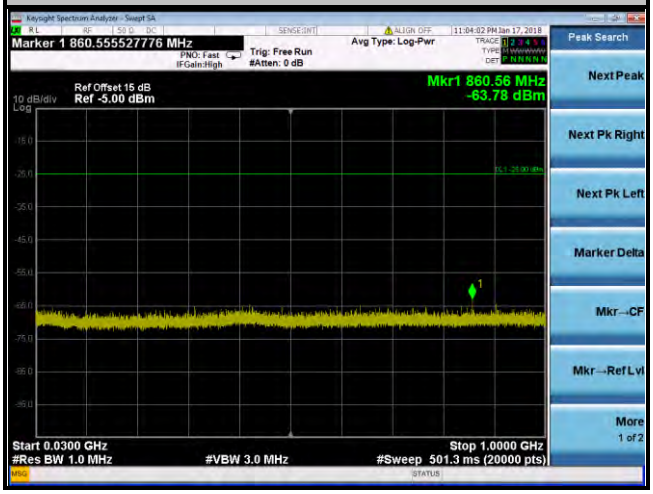

LTE Band 7	
Channel Bandwidth: 10 MHz	
Channel 20800	Channel 21100

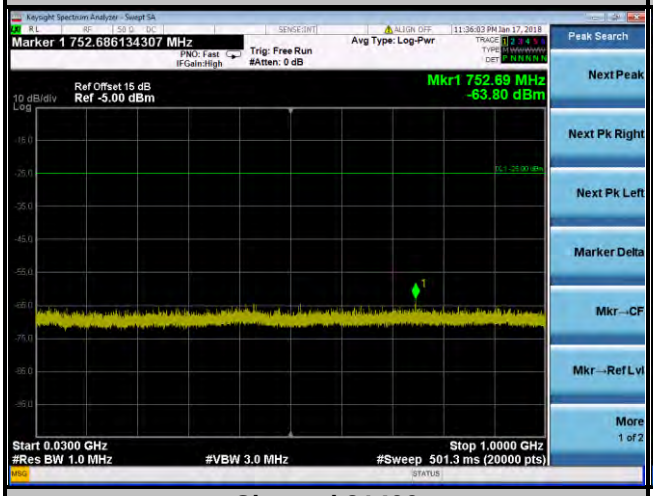

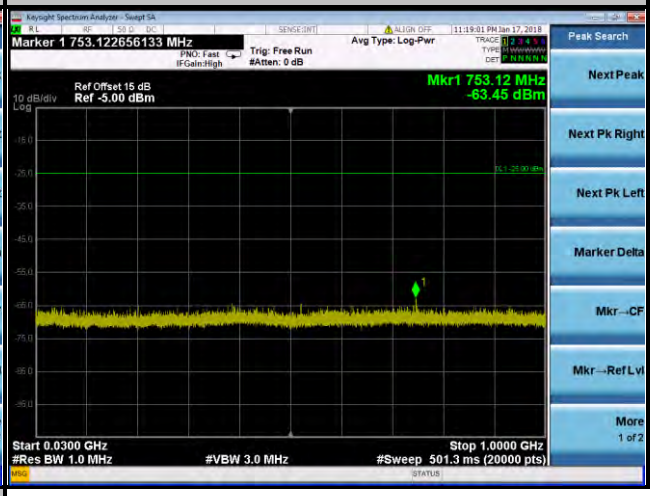

Channel 21400

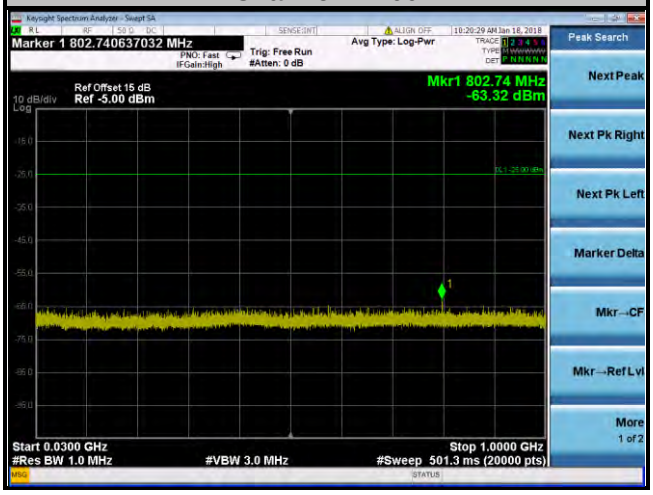

LTE Band 7	
Channel Bandwidth: 15 MHz	
Channel 20825	Channel 21100

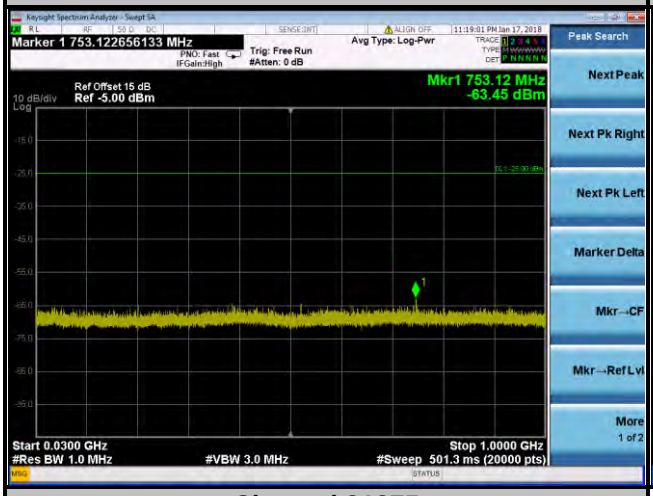

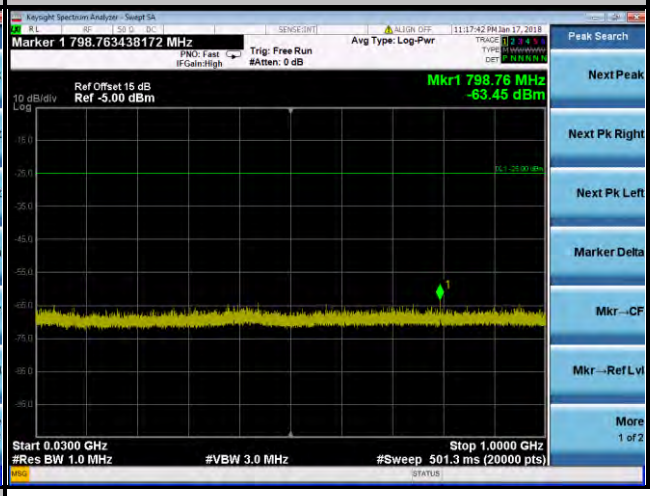

Channel 21375

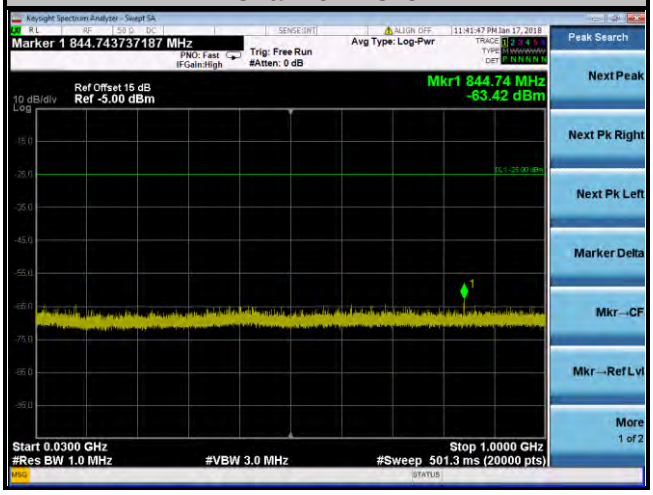

LTE Band 7	
Channel Bandwidth: 20 MHz	
Channel 20850	Channel 21100

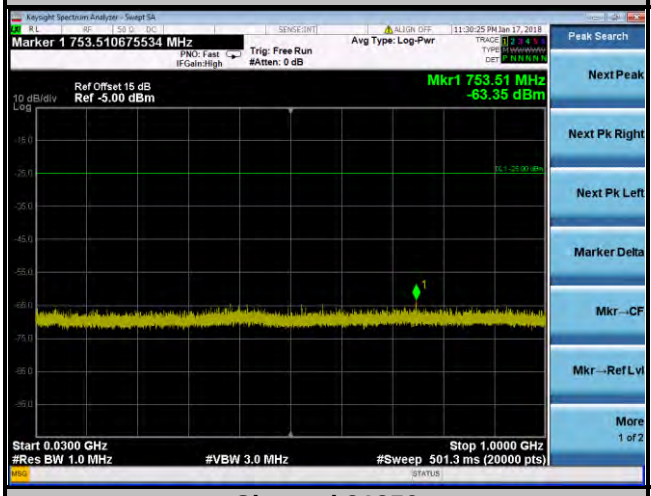

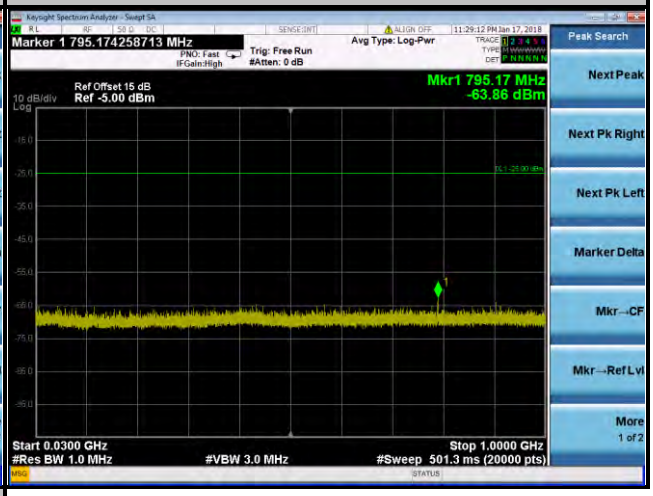

Channel 21350

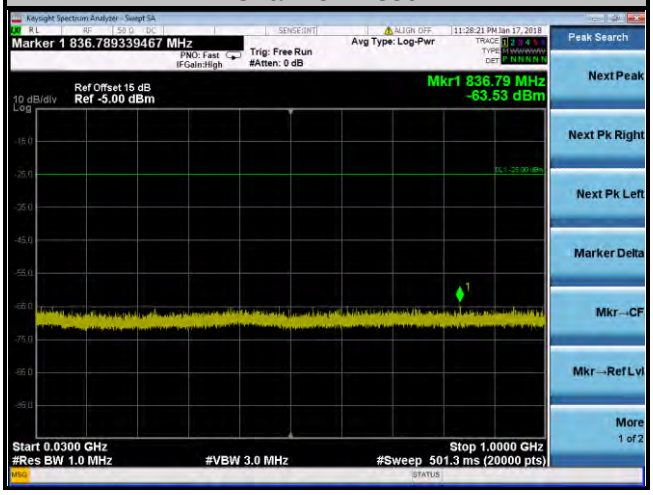

1GHz ~ 3GHz

LTE Band 7	
Channel Bandwidth: 5 MHz	
Channel 20775	Channel 21100
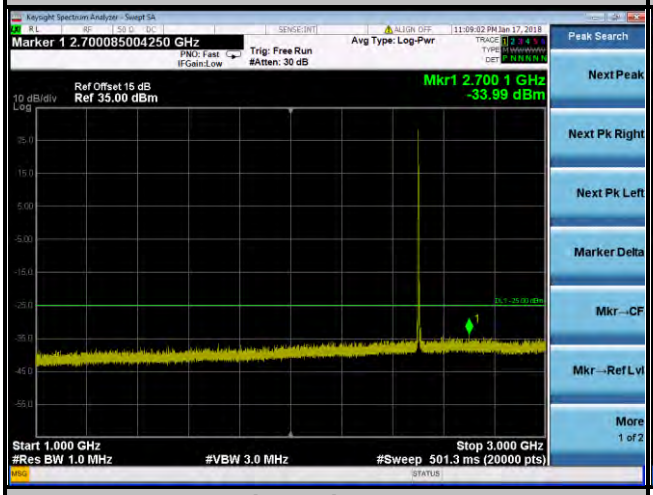	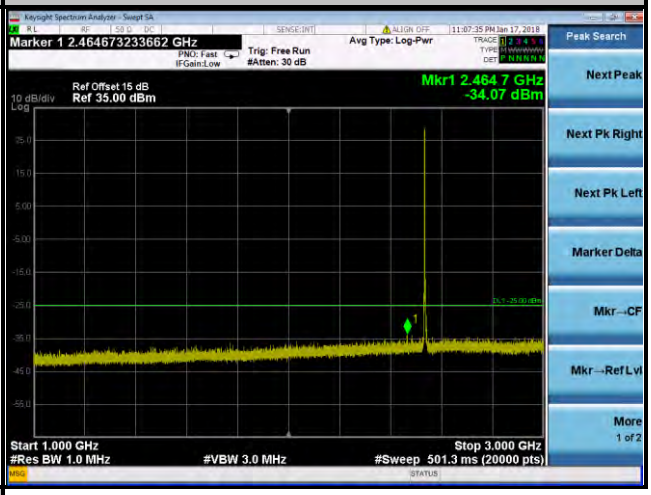
Channel 21425	
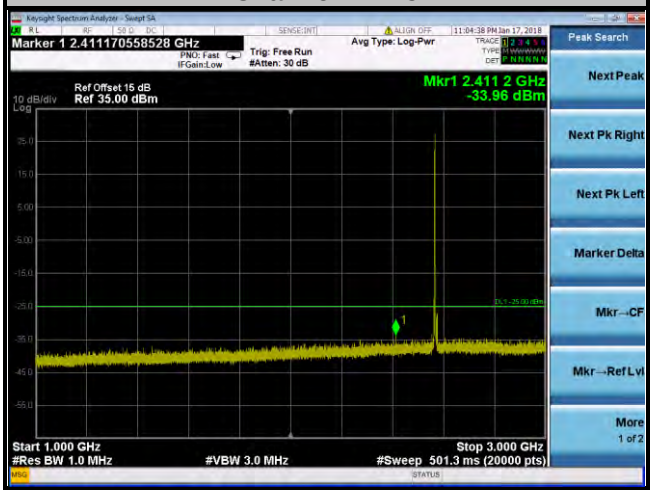	

LTE Band 7	
Channel Bandwidth: 10 MHz	
Channel 20800	Channel 21100

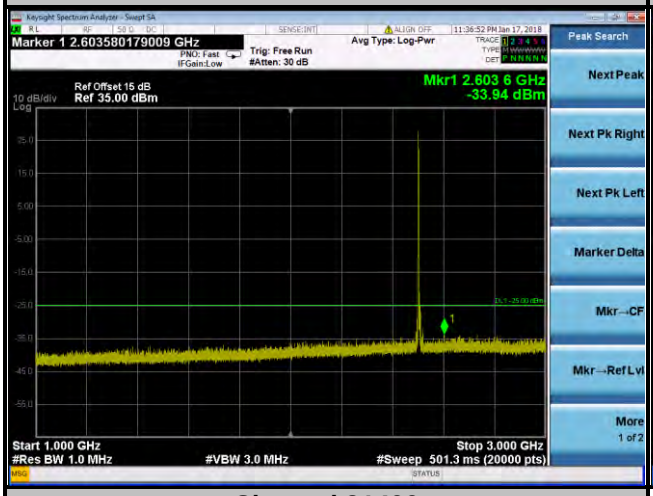

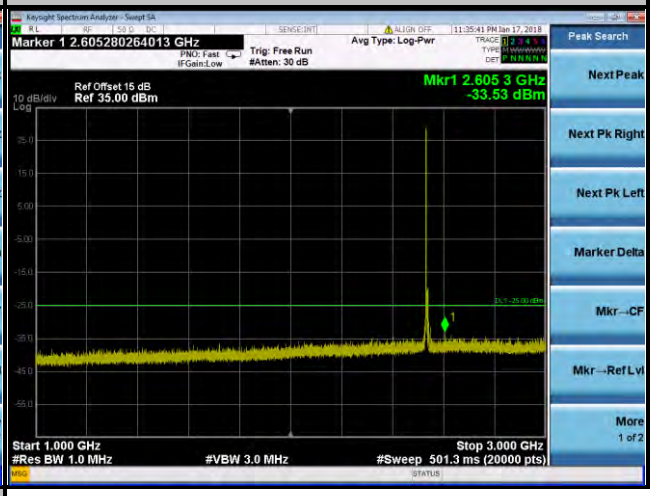

Channel 21400

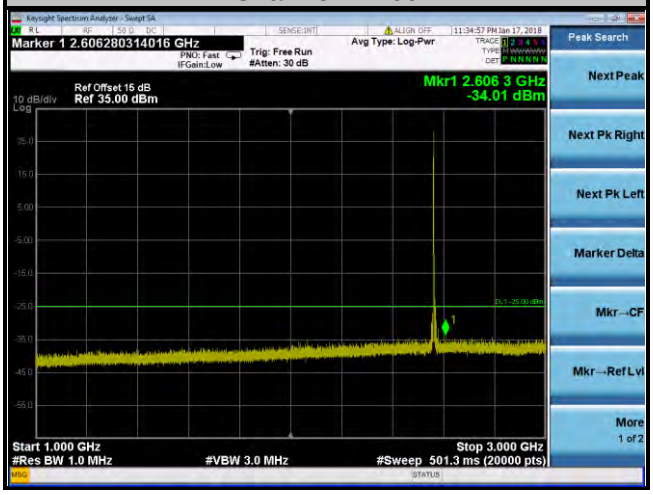

LTE Band 7	
Channel Bandwidth: 15 MHz	
Channel 20825	Channel 21100

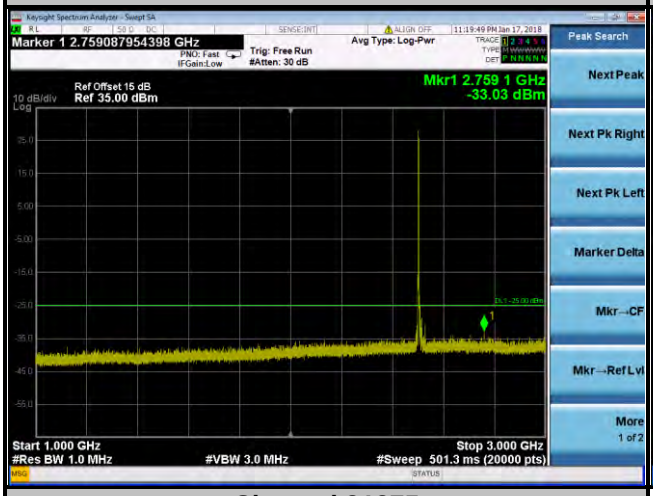

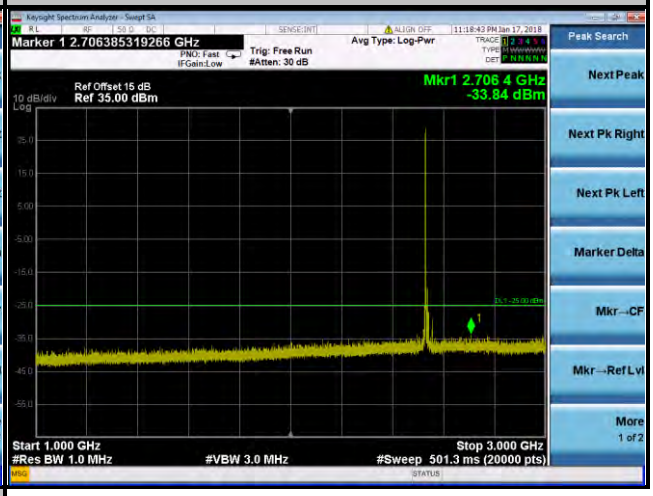

Channel 21375

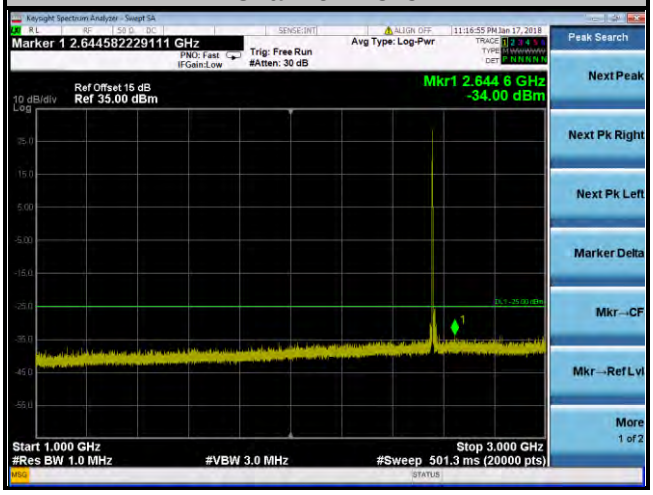

LTE Band 7	
Channel Bandwidth: 20 MHz	
Channel 20850	Channel 21100

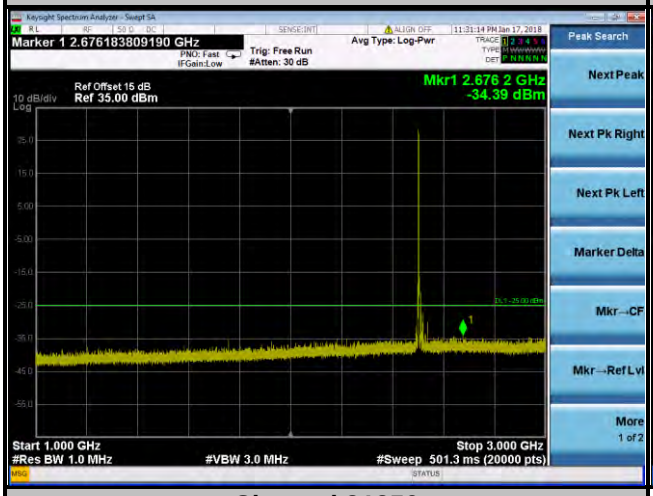

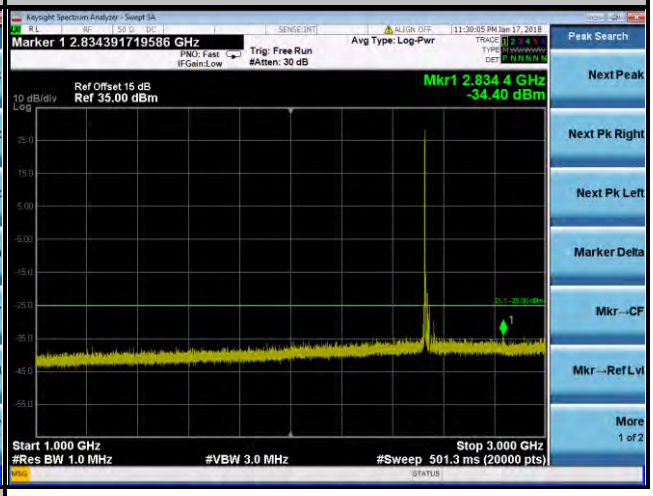

Channel 21350

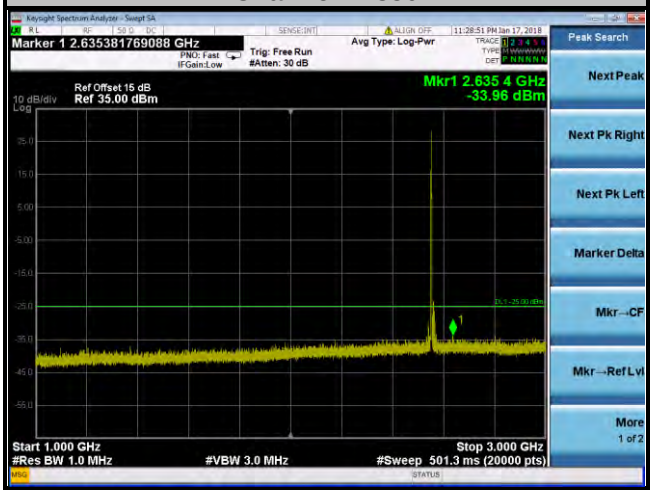

3GHz ~ 26GHz

LTE Band 7	
Channel Bandwidth: 5 MHz	
Channel 20775	Channel 21100

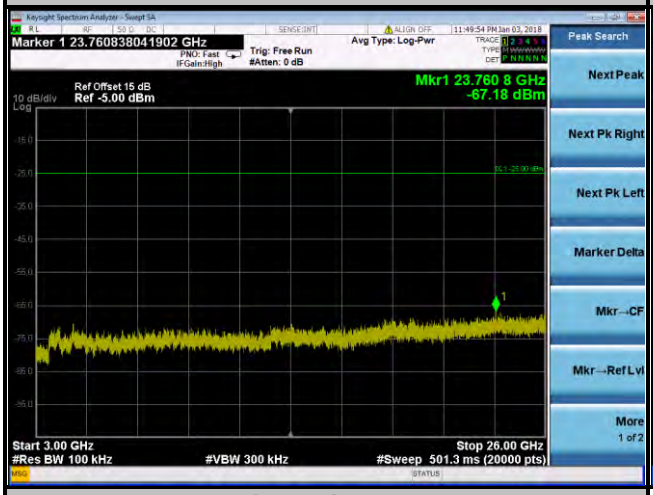

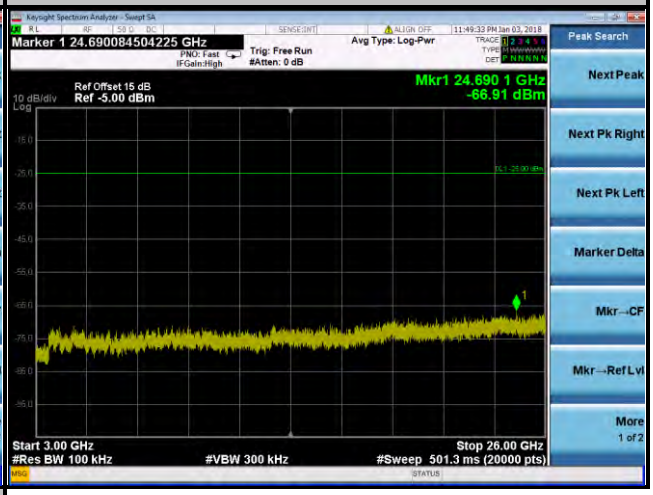

Channel 21425

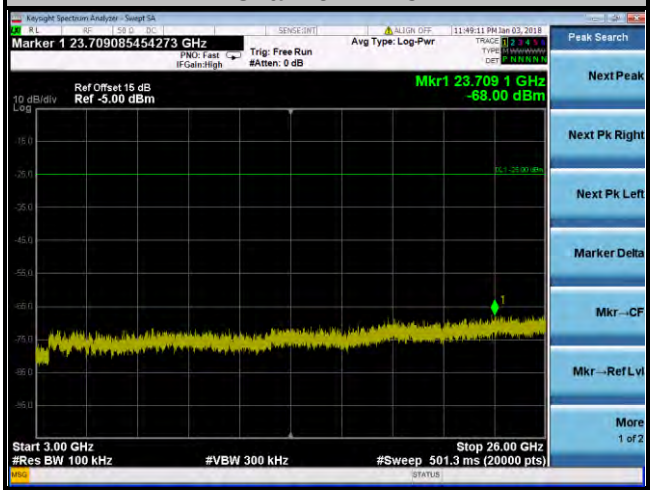

LTE Band 7	
Channel Bandwidth: 10 MHz	
Channel 20800	Channel 21100

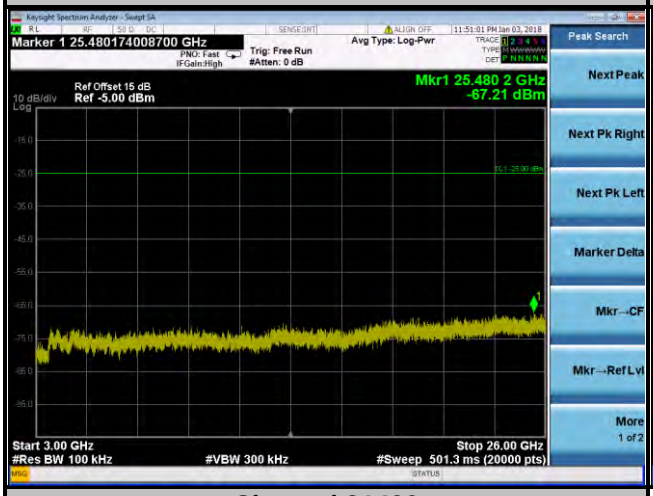

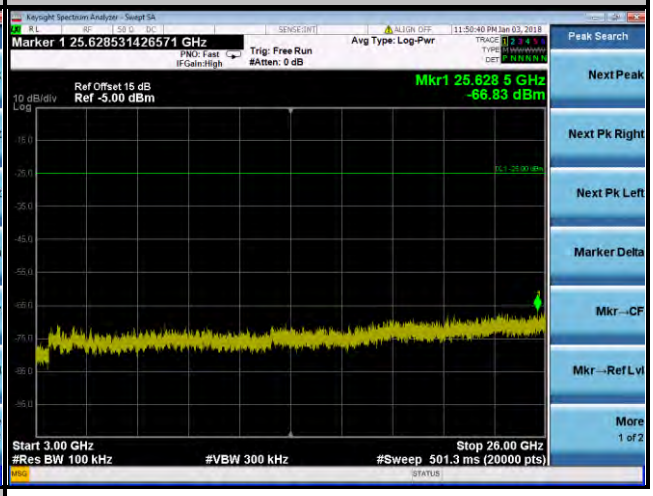

Channel 21400

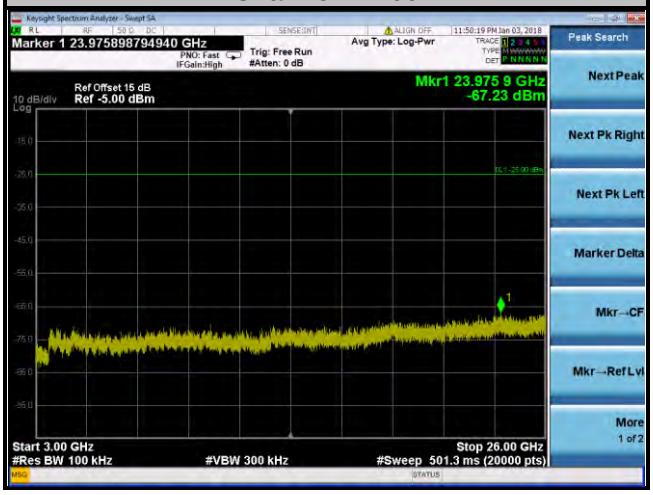

LTE Band 7	
Channel Bandwidth: 15 MHz	
Channel 20825	Channel 21100

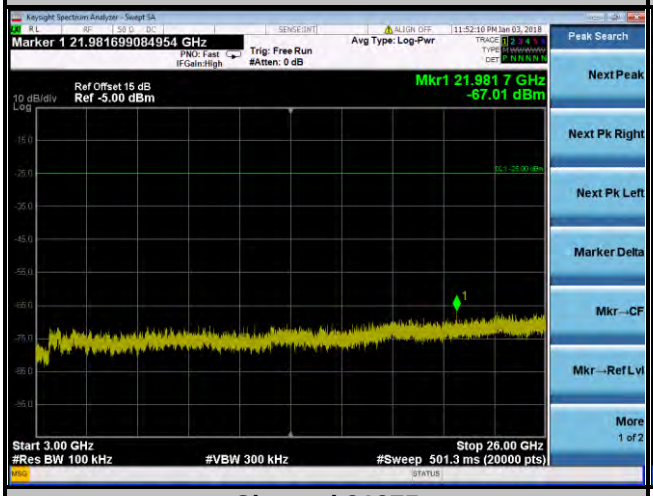

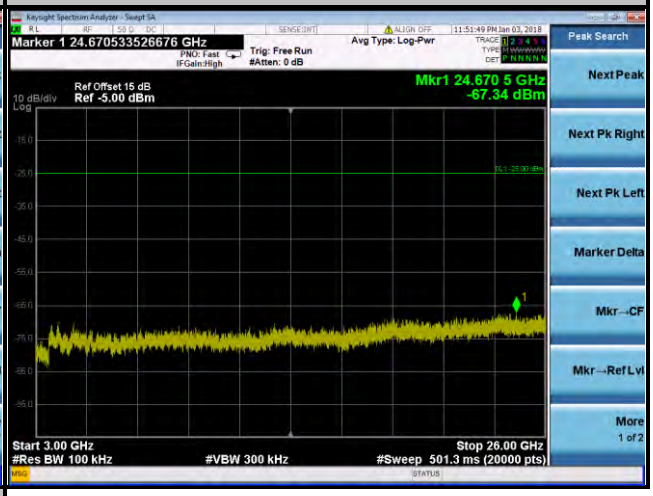

Channel 21375

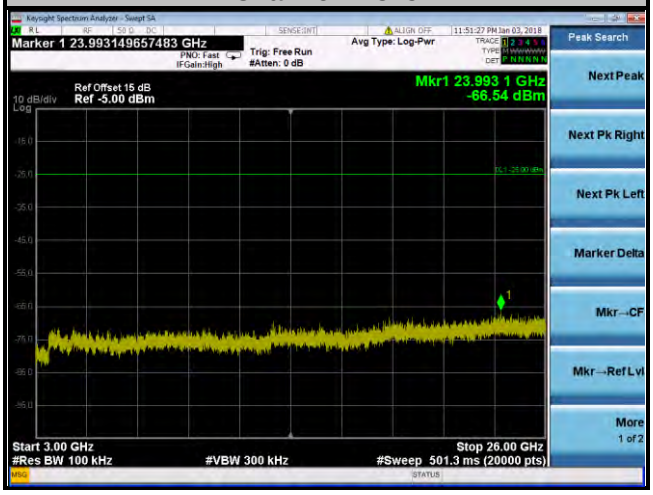

LTE Band 7	
Channel Bandwidth: 20 MHz	
Channel 20850	Channel 21100

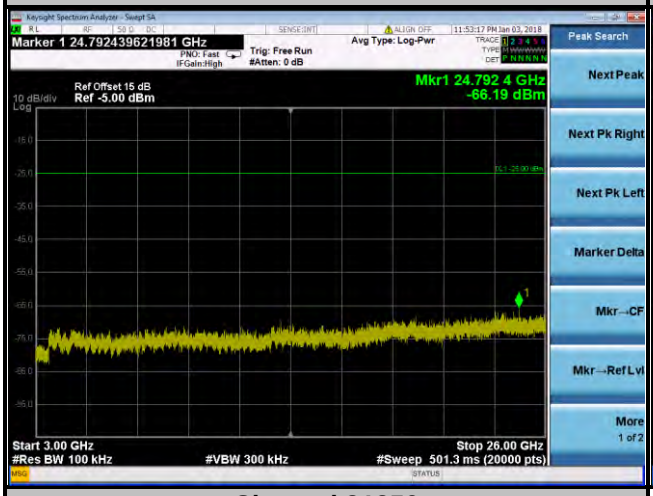

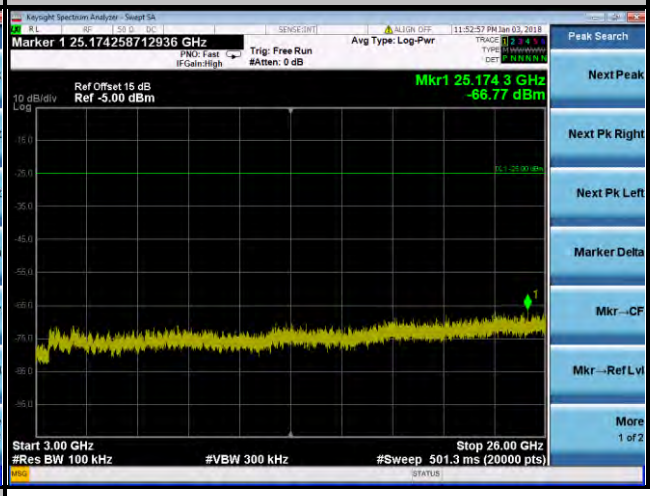

Channel 21350

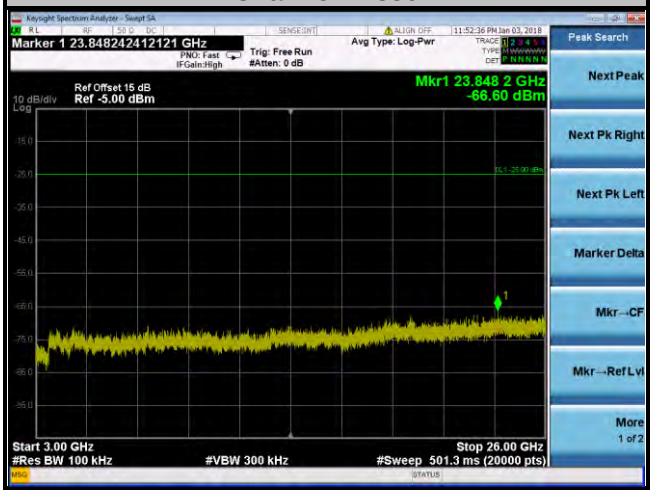

LTE Band 38

30MHz ~ 1GHz

LTE Band 38	
Channel Bandwidth: 5 MHz	
Channel 37775	Channel 38000
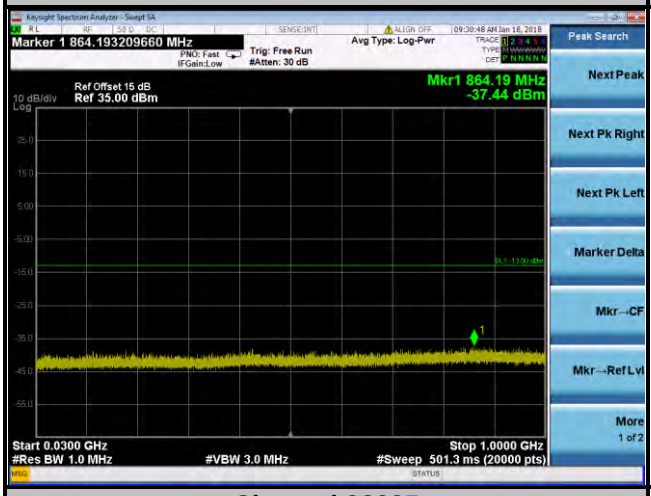	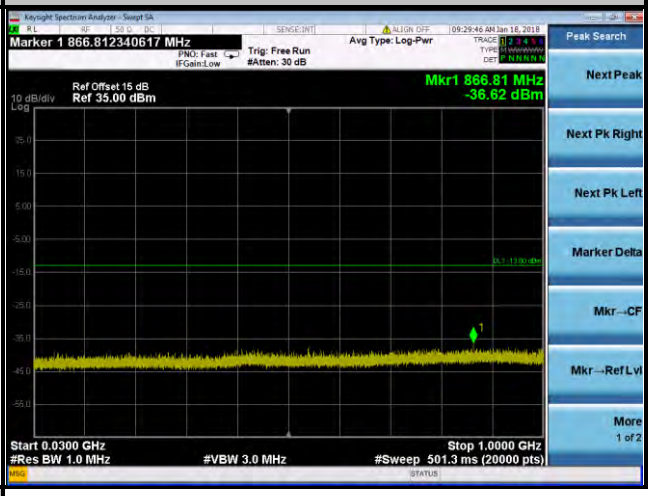
Channel 38225	
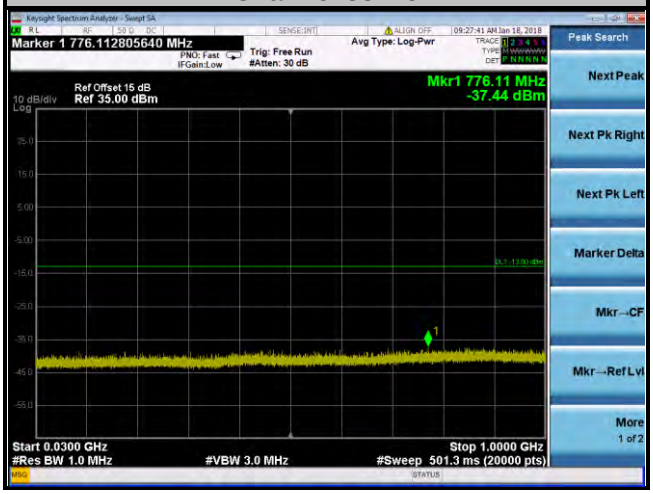	

LTE Band 38	
Channel Bandwidth: 10 MHz	
Channel 37800	Channel 38000

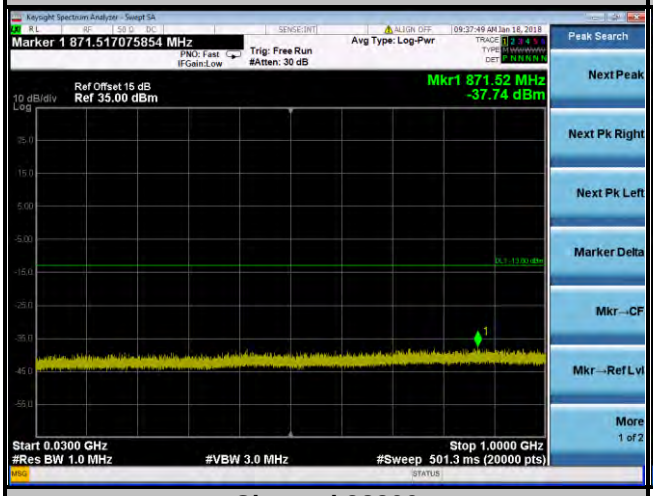

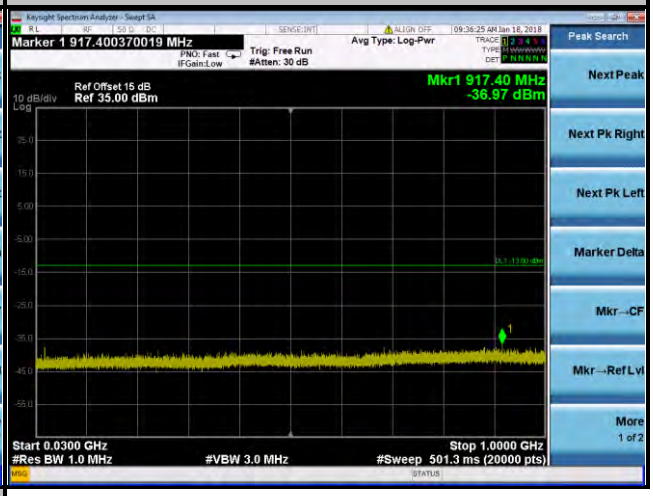

Channel 38200

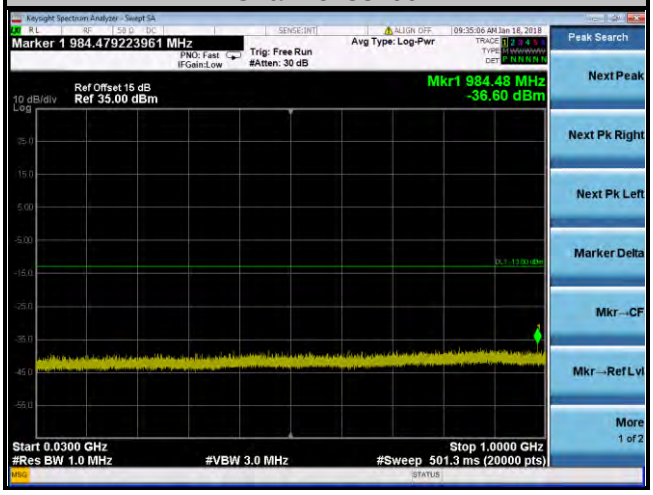

LTE Band 38	
Channel Bandwidth: 15 MHz	
Channel 37825	Channel 38000

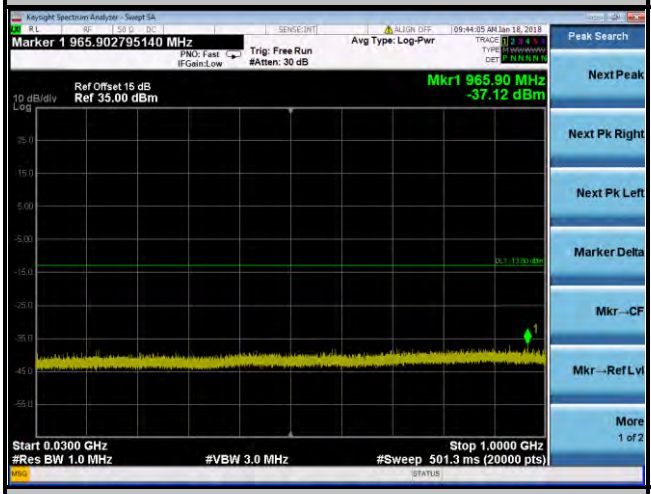

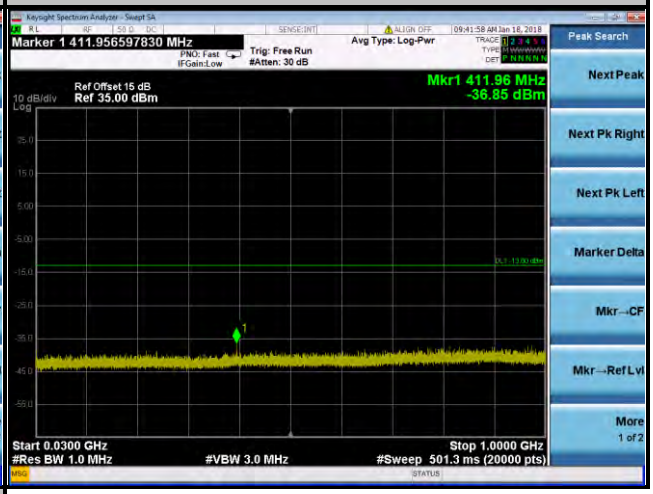

Channel 38175

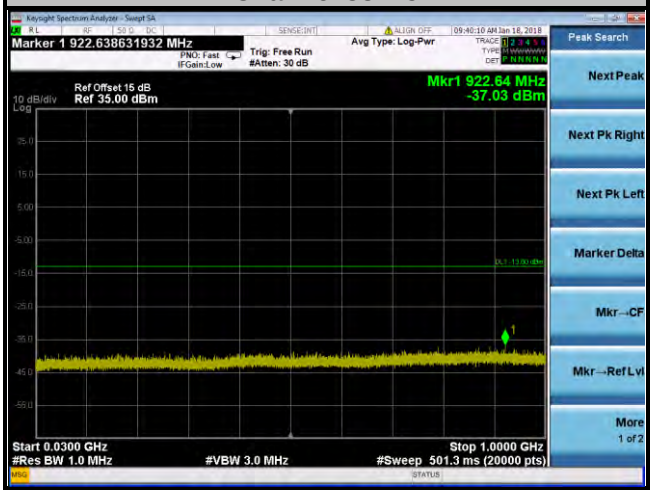

LTE Band 38	
Channel Bandwidth: 20 MHz	
Channel 37850	Channel 38000

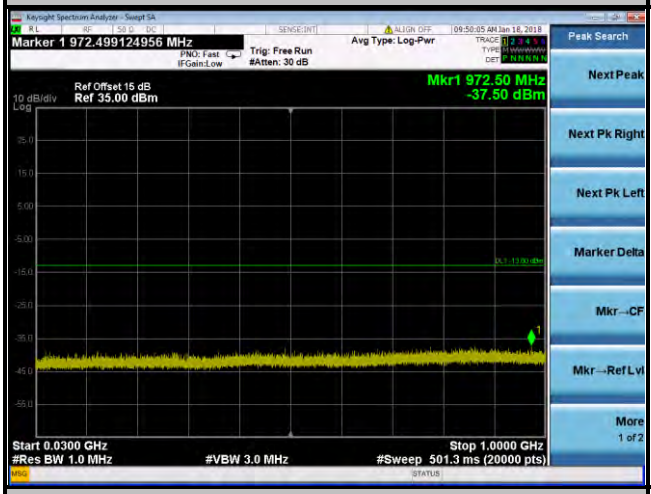

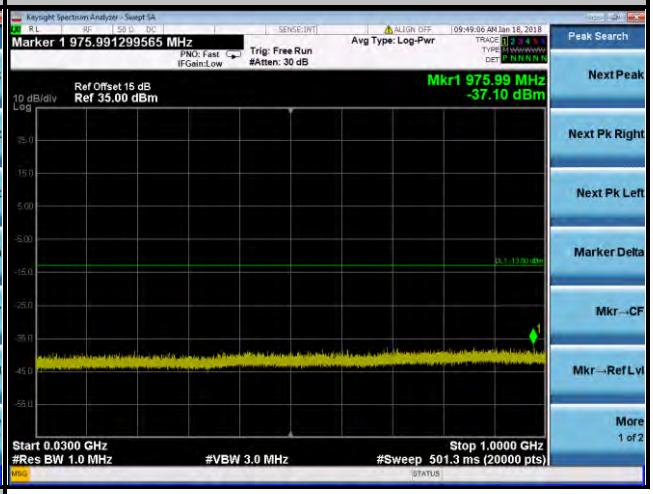

Channel 38150

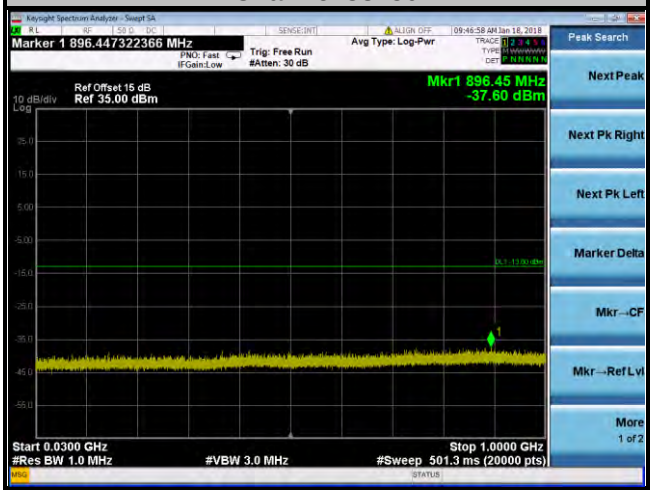

1GHz ~ 3GHz

LTE Band 38	
Channel Bandwidth: 5 MHz	
Channel 37775	Channel 38000

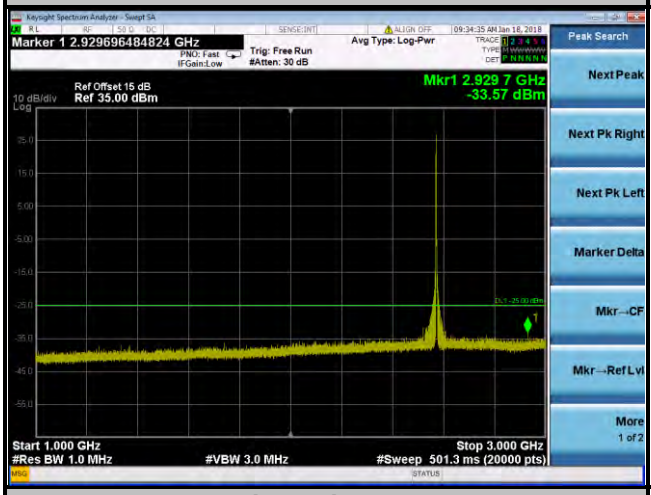

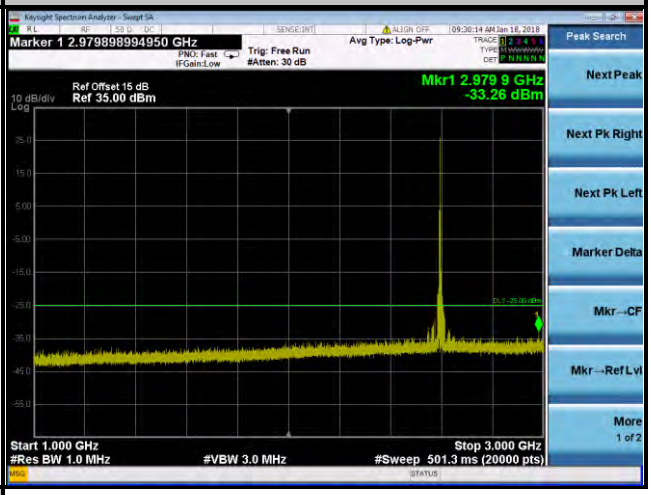

Channel 38225

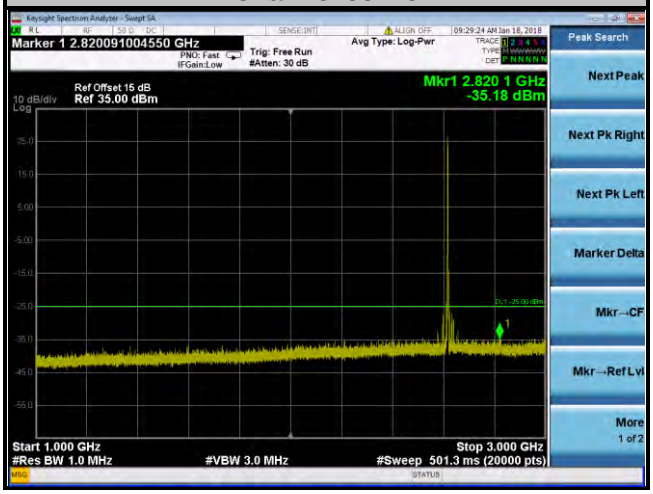

LTE Band 38	
Channel Bandwidth: 10 MHz	
Channel 37800	Channel 38000

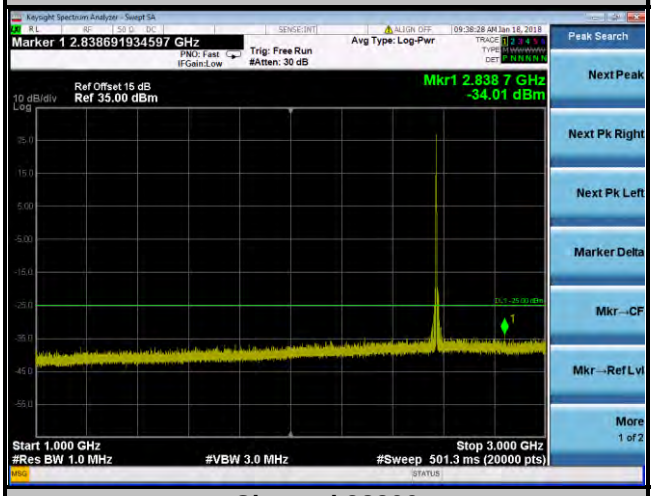

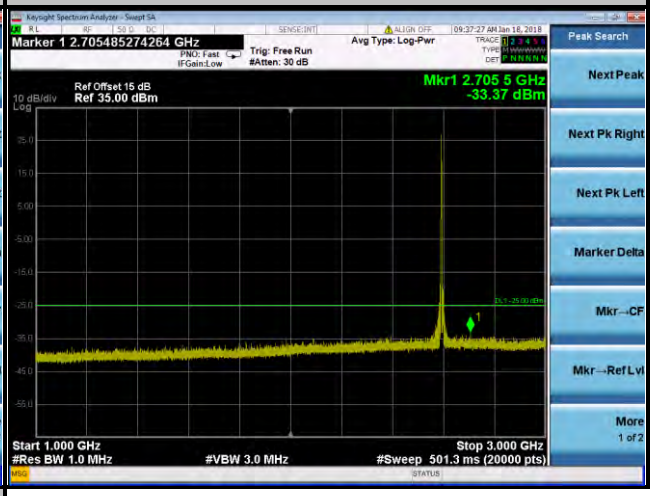

Channel 38200

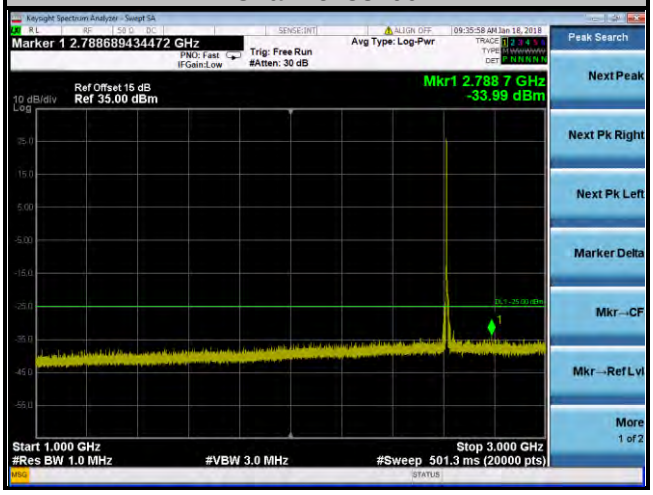

LTE Band 38	
Channel Bandwidth: 15 MHz	
Channel 37825	Channel 38000

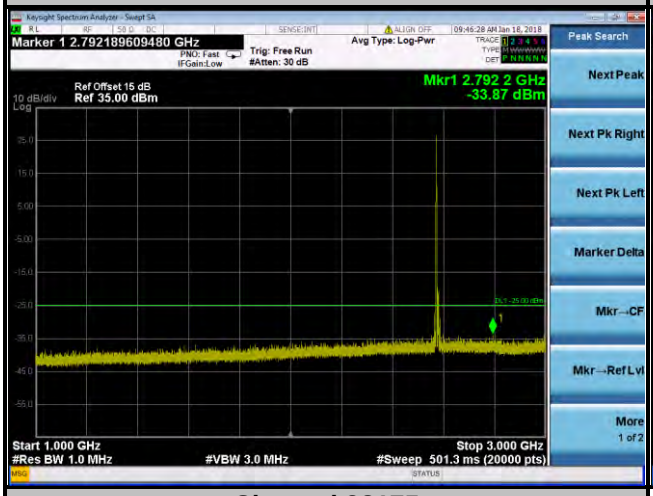

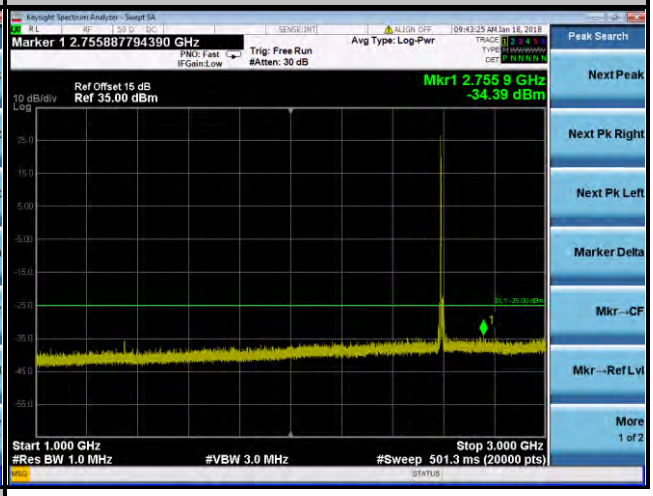

Channel 38175

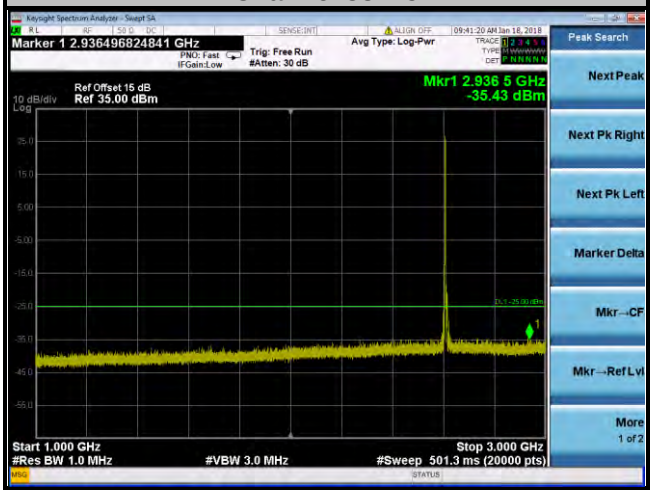

LTE Band 38	
Channel Bandwidth: 20 MHz	
Channel 37850	Channel 38000

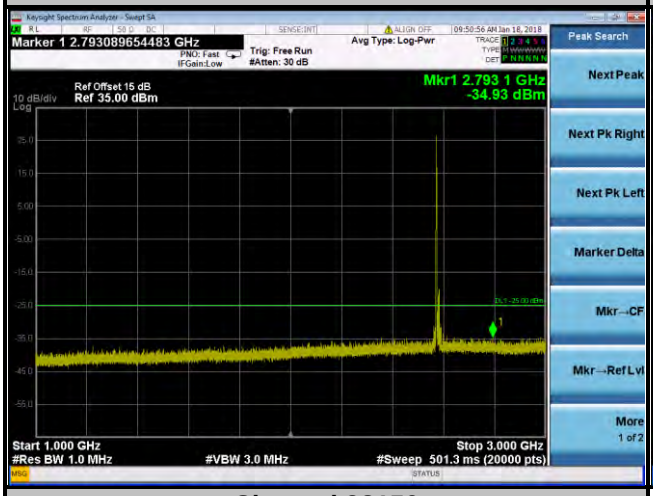

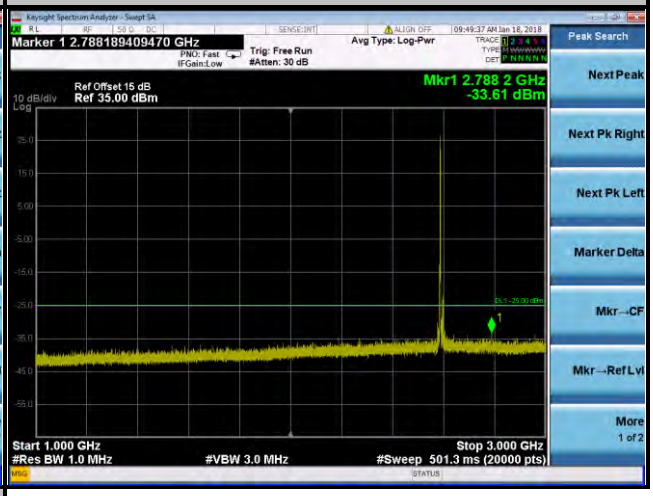

Channel 38150

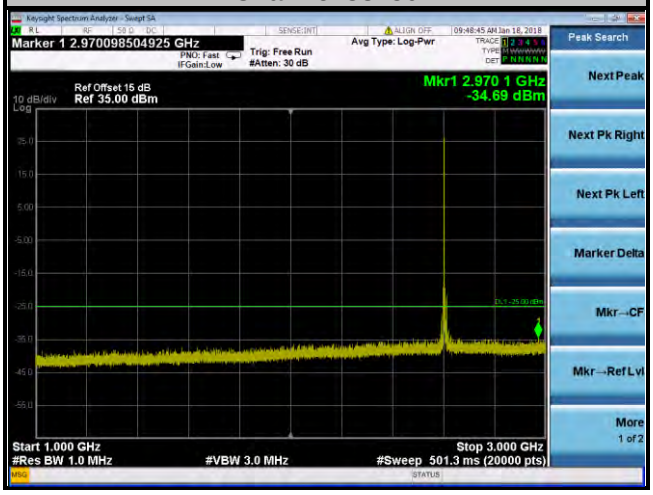

3GHz ~ 27GHz

LTE Band 38	
Channel Bandwidth: 5 MHz	
Channel 37775	Channel 38000

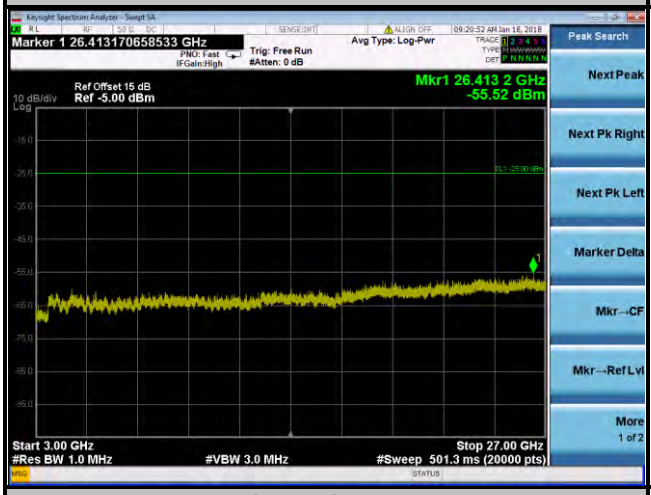

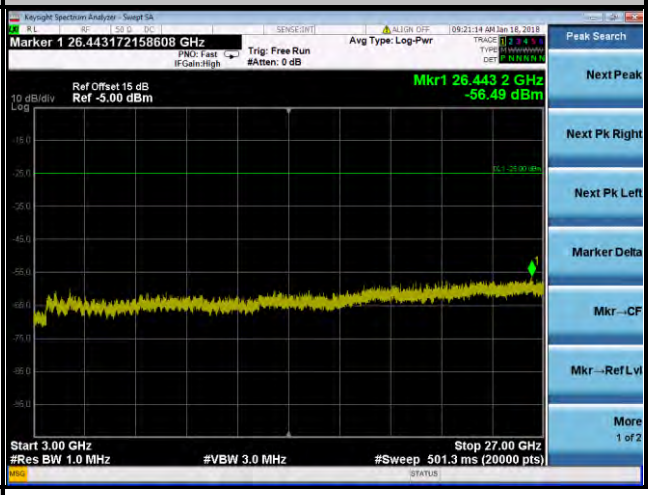

Channel 38225

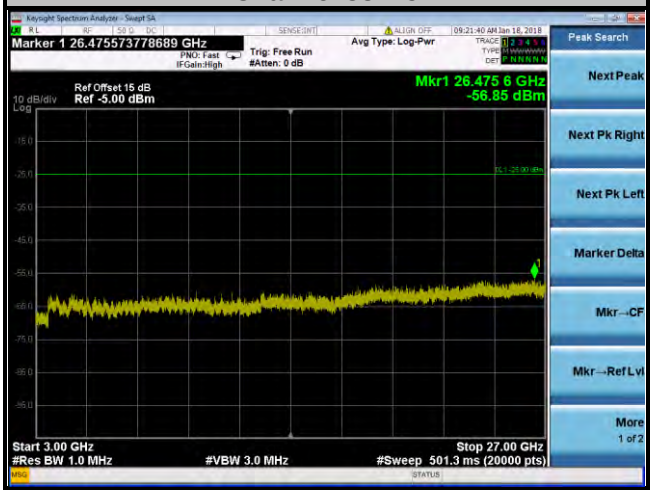

LTE Band 38	
Channel Bandwidth: 10 MHz	
Channel 37800	Channel 38000

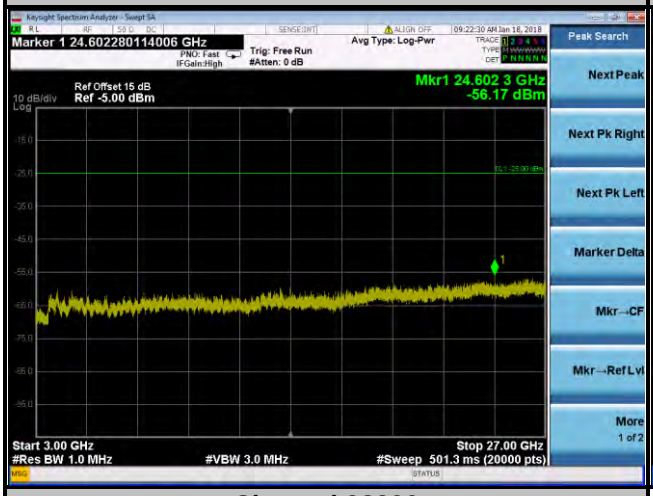

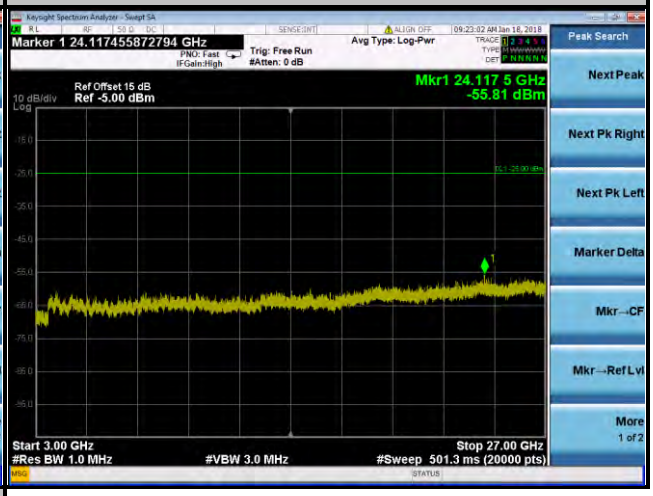

Channel 38200

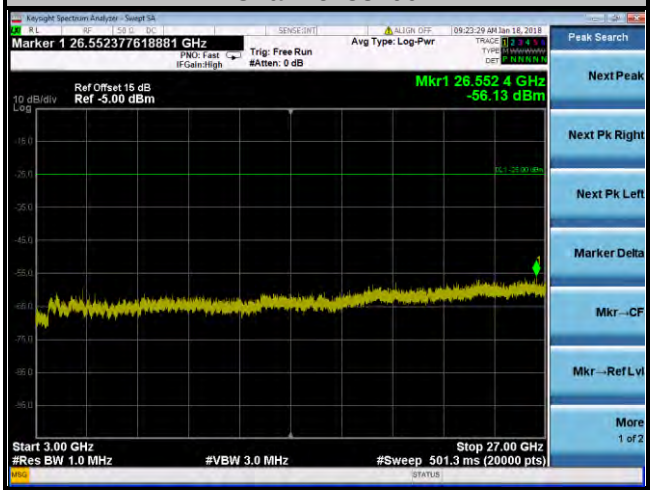

LTE Band 38	
Channel Bandwidth: 15 MHz	
Channel 37825	Channel 38000

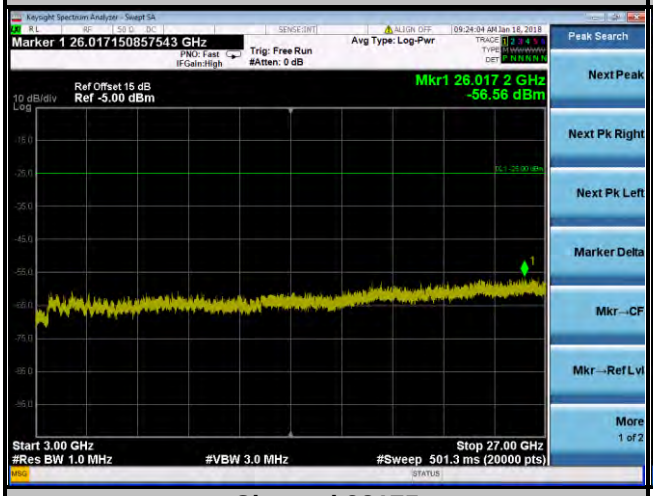

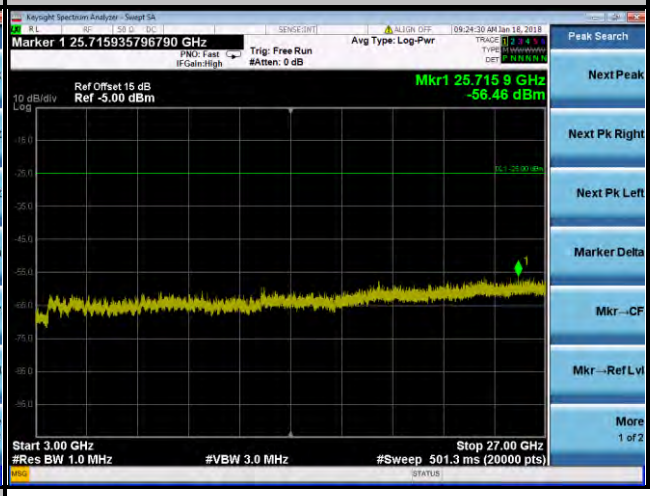

Channel 38175

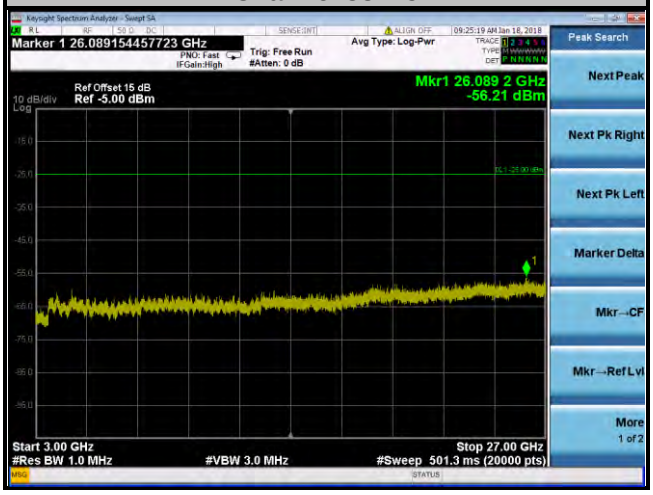

LTE Band 38	
Channel Bandwidth: 20 MHz	
Channel 37850	Channel 38000

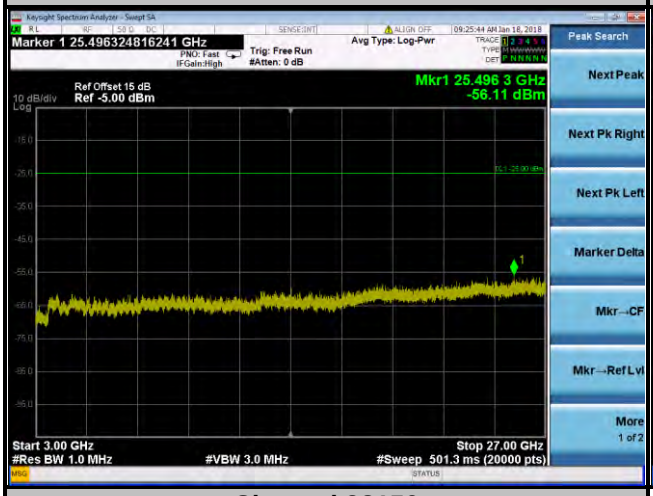

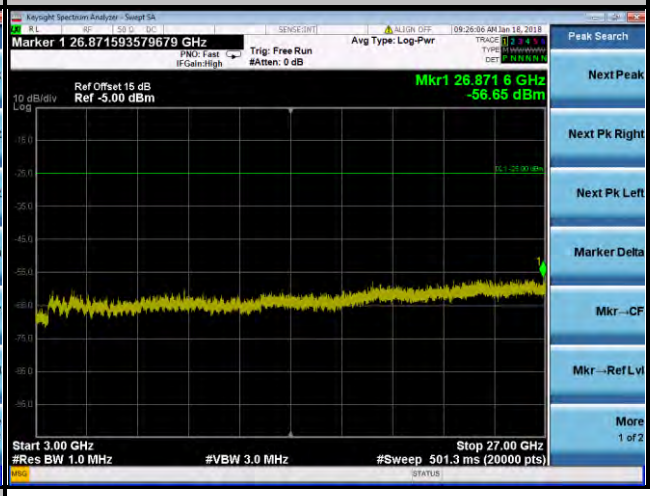

Channel 38150

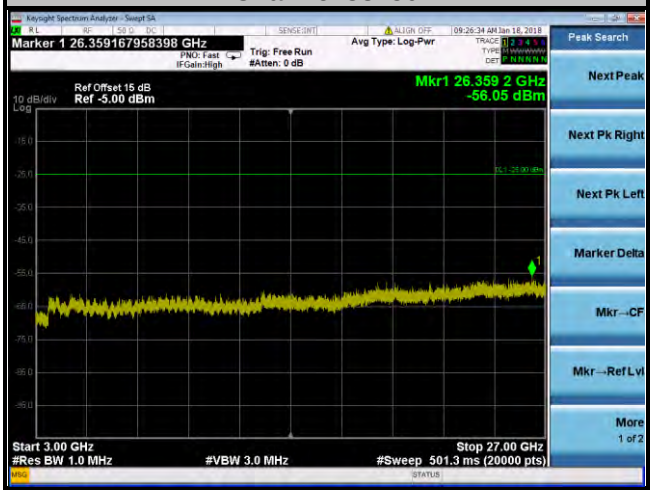

LTE Band 41

30MHz ~ 1GHz

LTE Band 41	
Channel Bandwidth: 5 MHz	
Channel 39675	Channel 40620
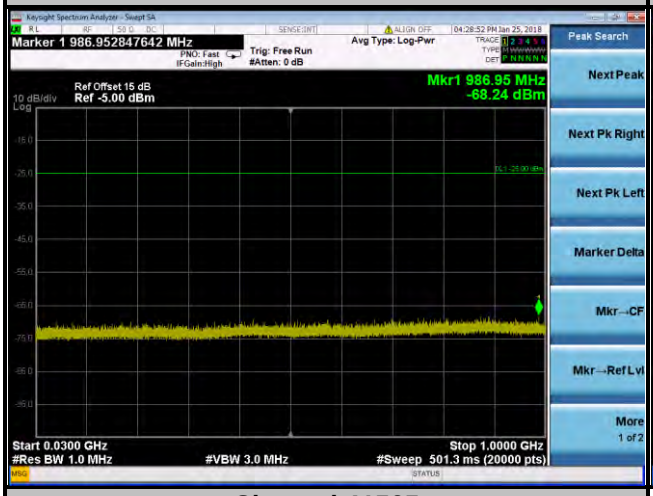	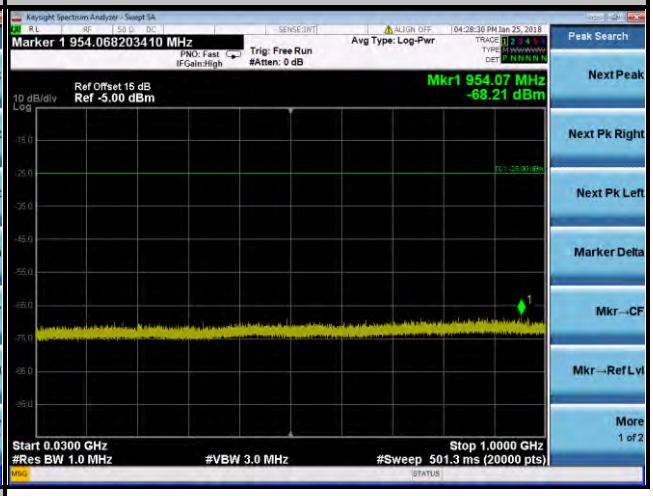
Channel 41565	
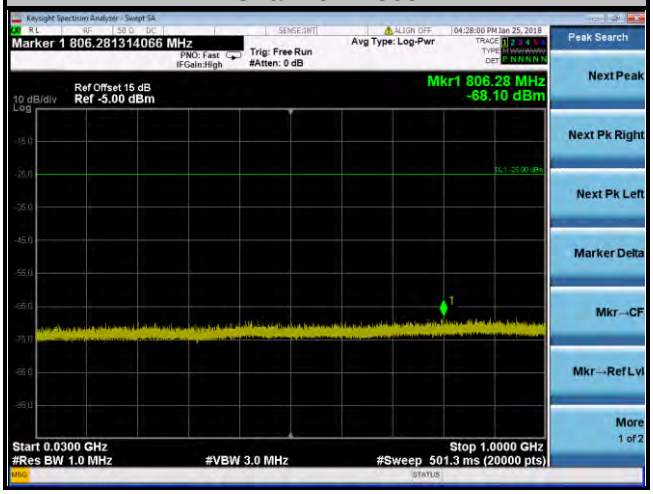	

LTE Band 41	
Channel Bandwidth: 10 MHz	
Channel 39700	Channel 40620

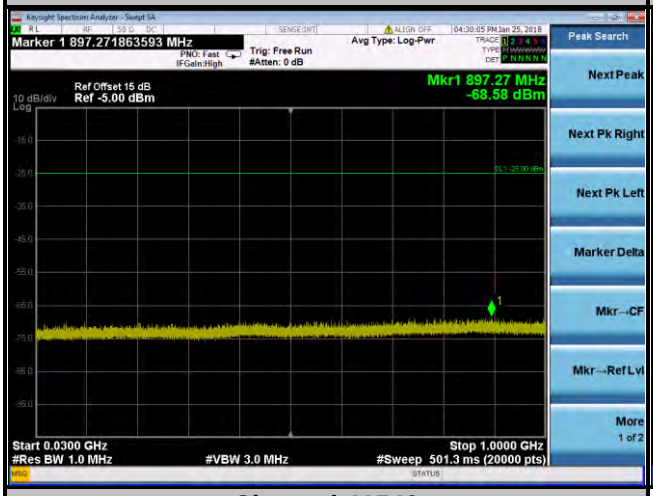

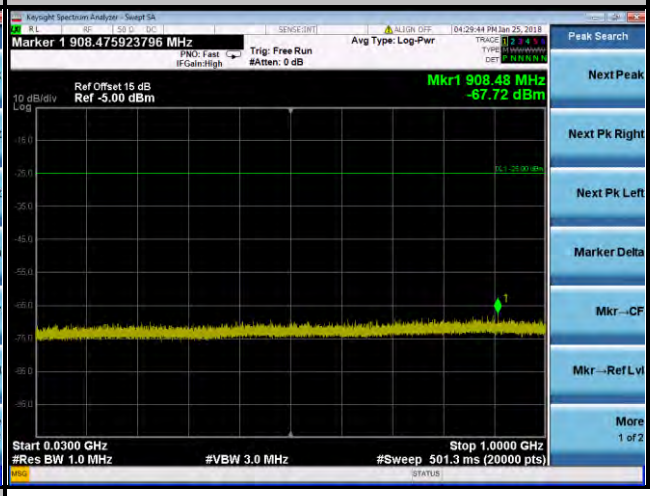

Channel 41540

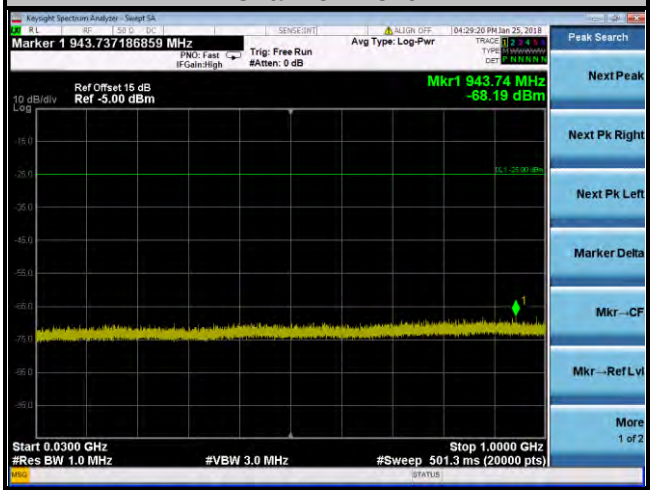

LTE Band 41	
Channel Bandwidth: 15 MHz	
Channel 39725	Channel 40620

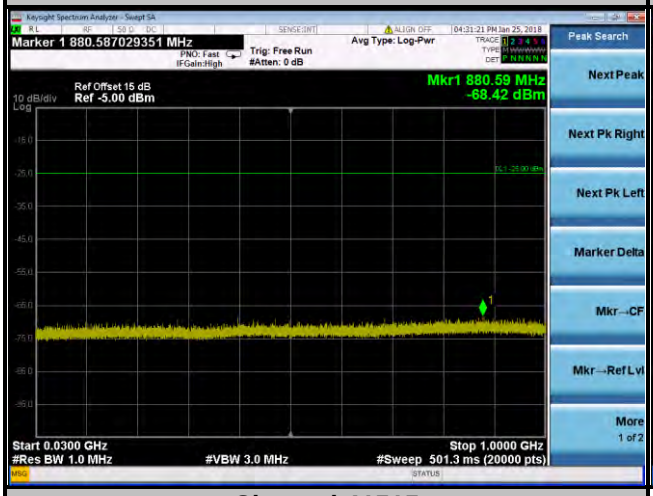

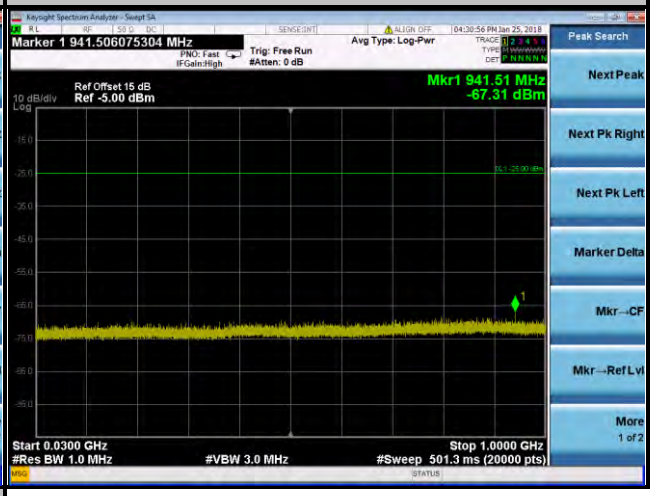

Channel 41515

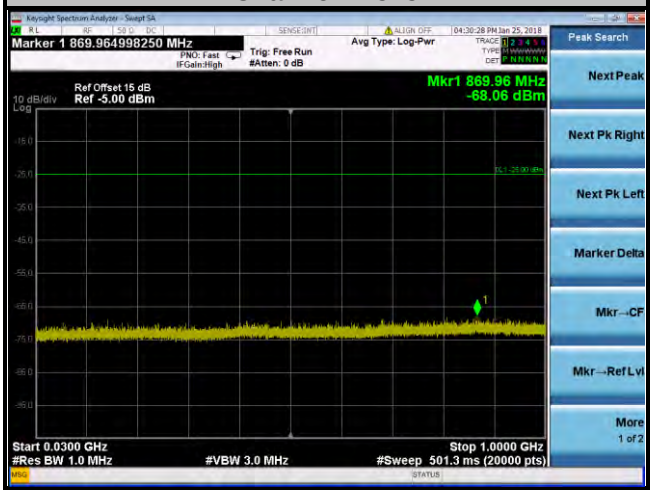

LTE Band 41	
Channel Bandwidth: 20 MHz	
Channel 39750	Channel 40620

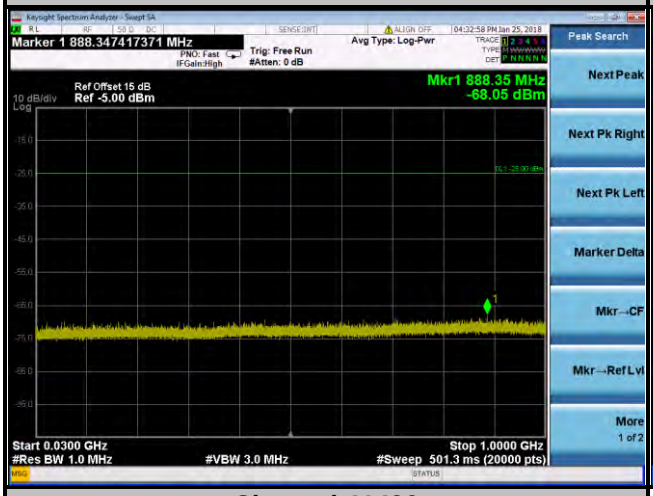

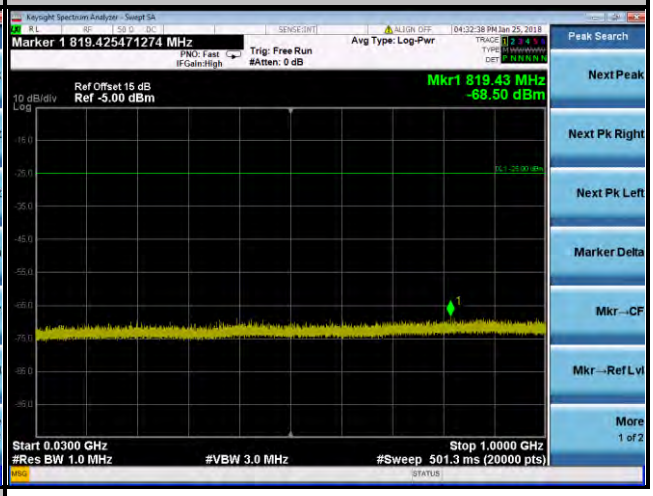

Channel 41490

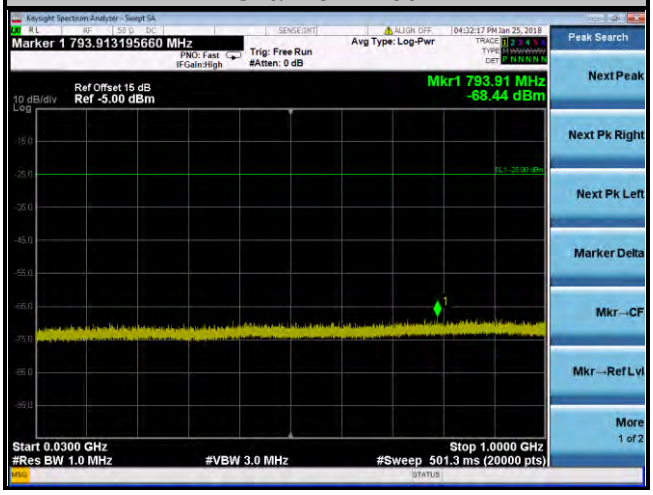

1GHz ~ 3GHz

LTE Band 41	
Channel Bandwidth: 5 MHz	
Channel 39675	Channel 40620
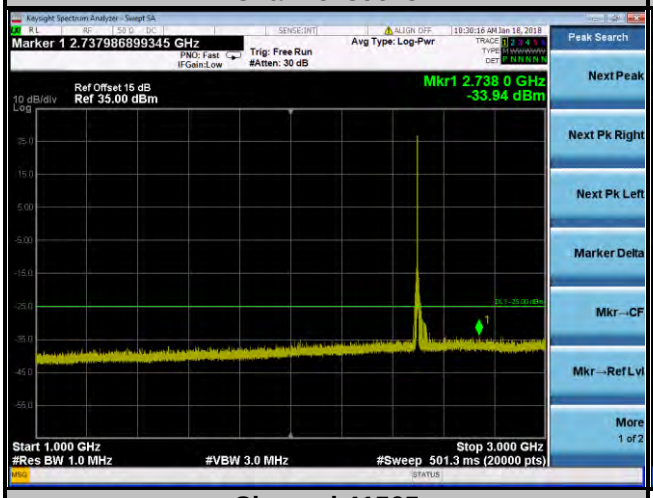	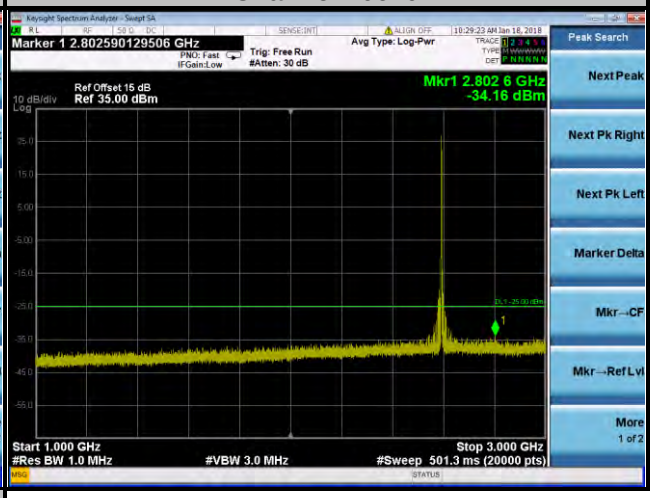
Channel 41565	
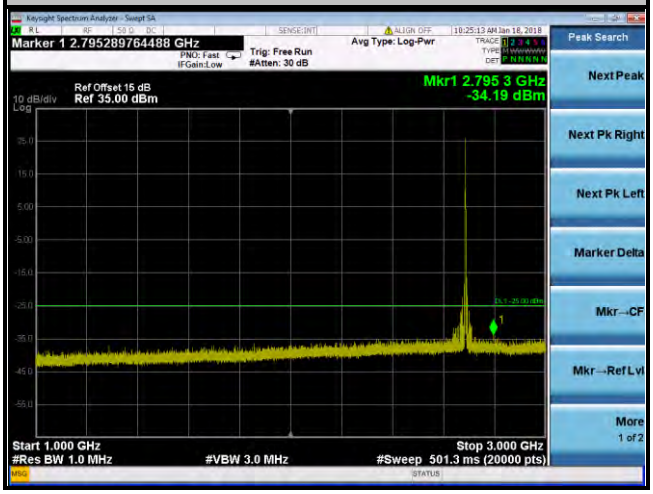	

LTE Band 41	
Channel Bandwidth: 10 MHz	
Channel 39700	Channel 40620

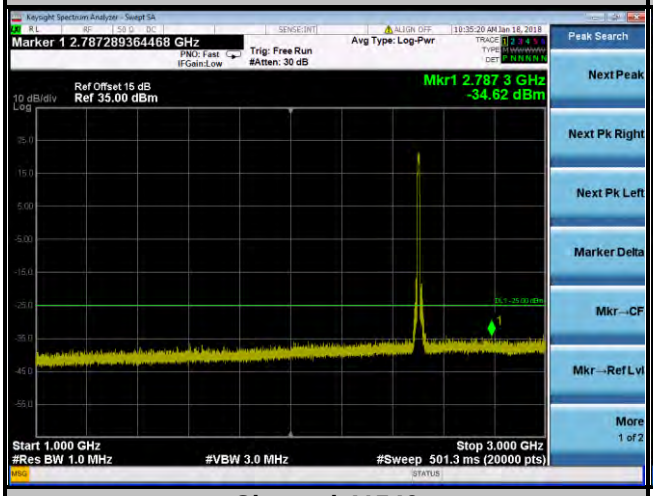

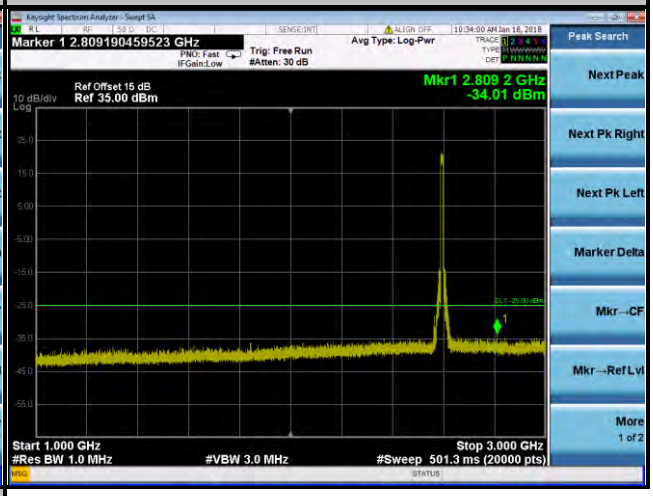

Channel 41540

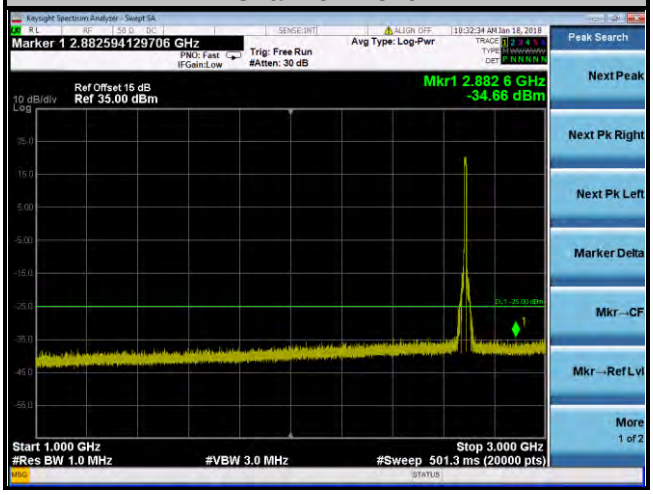

LTE Band 41	
Channel Bandwidth: 15 MHz	
Channel 39725	Channel 40620

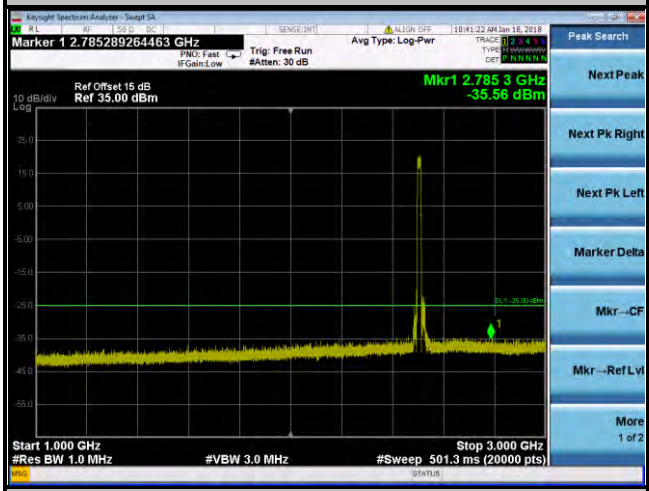

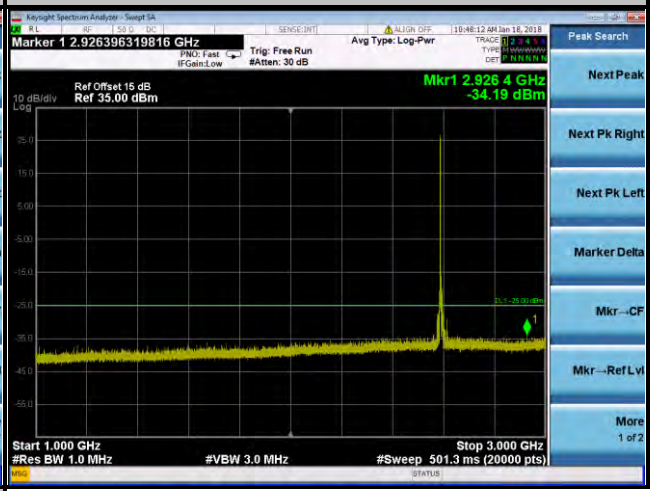

Channel 41515

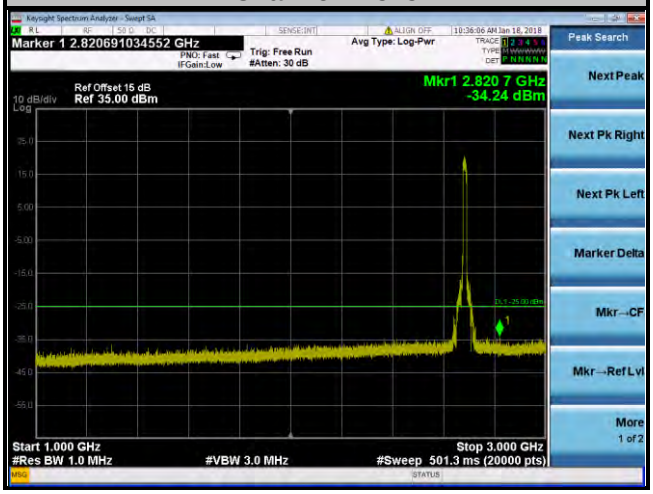

LTE Band 41	
Channel Bandwidth: 20 MHz	
Channel 39750	Channel 40620

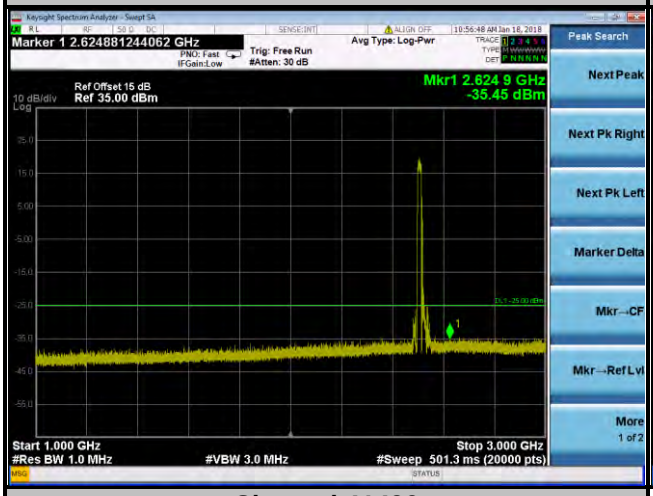

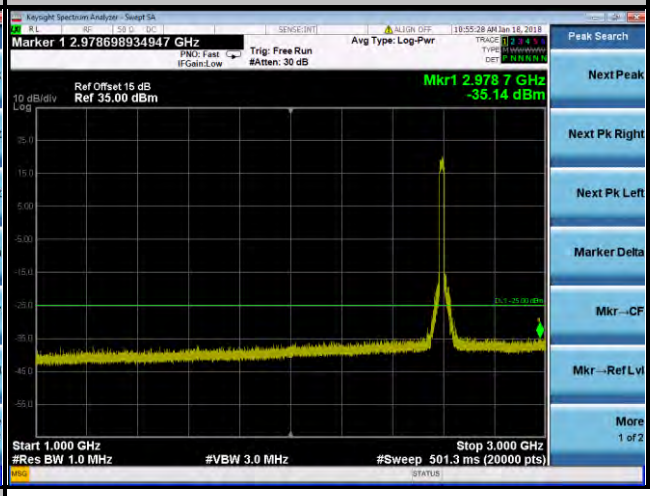

Channel 41490

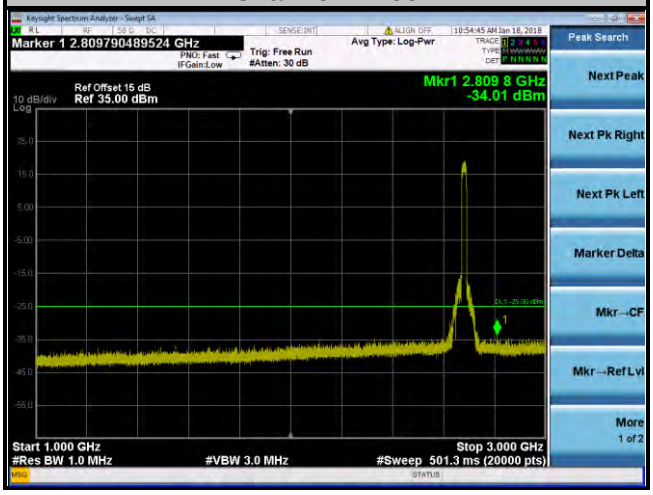

3GHz ~ 27GHz

LTE Band 41	
Channel Bandwidth: 5 MHz	
Channel 39675	Channel 40620

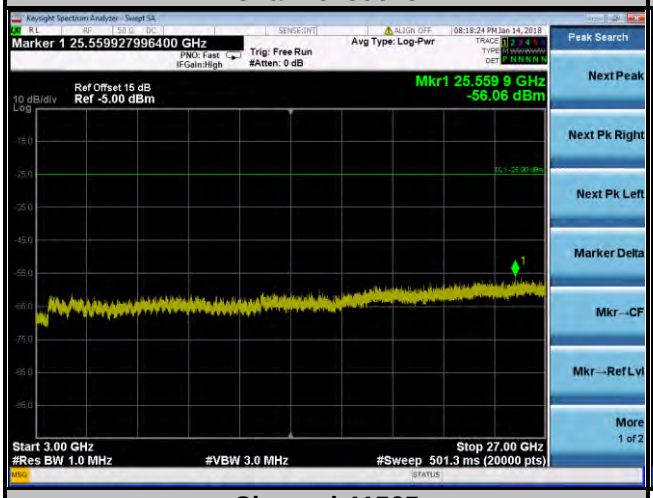

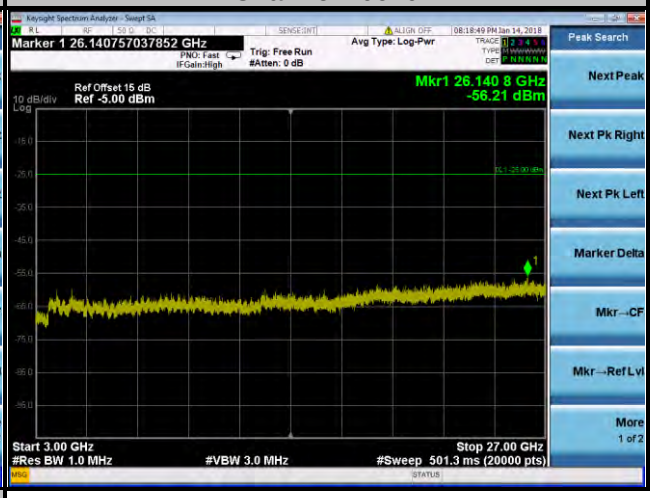

Channel 41565

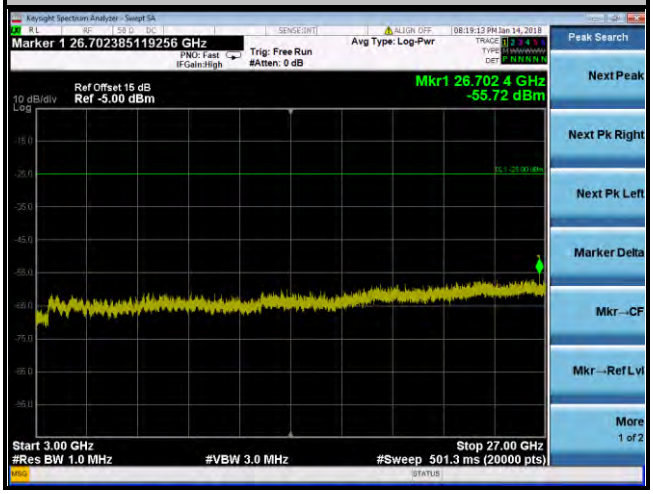

LTE Band 41	
Channel Bandwidth: 10 MHz	
Channel 39700	Channel 40620

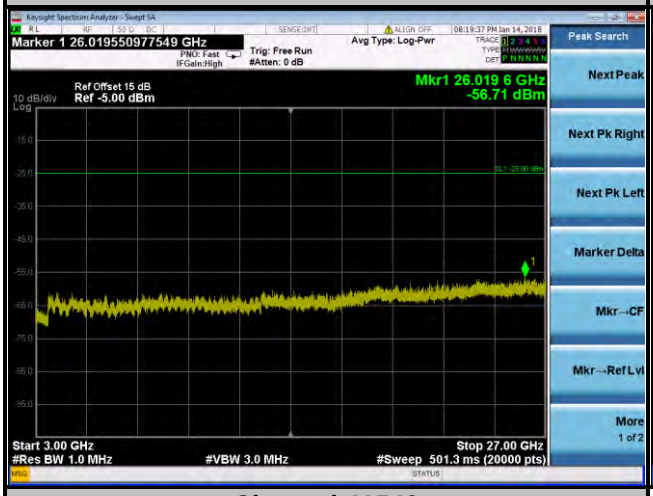

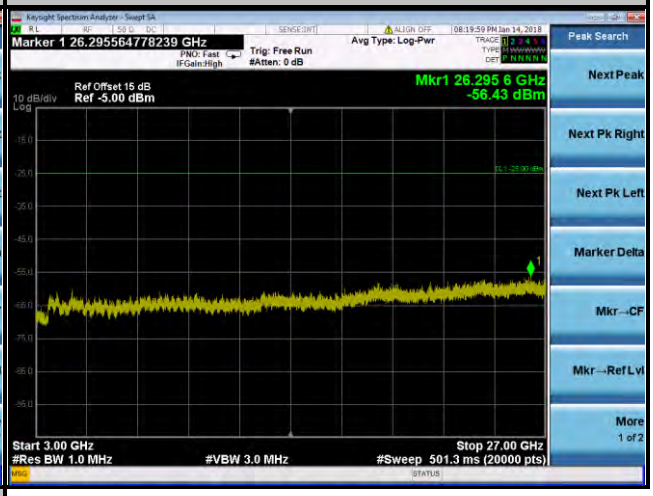

Channel 41540

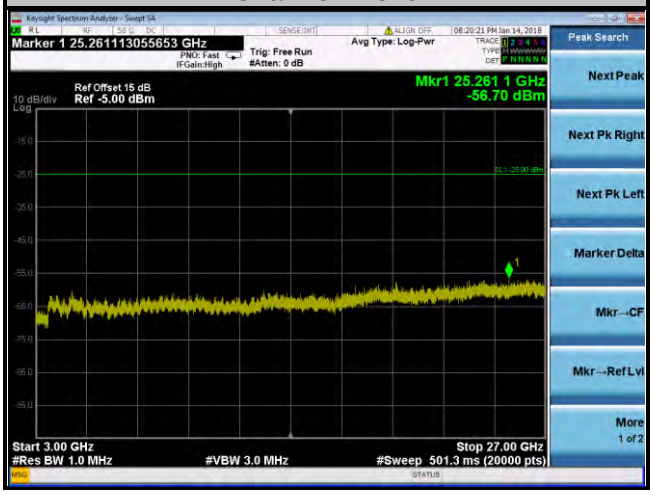

LTE Band 41	
Channel Bandwidth: 15 MHz	
Channel 39725	Channel 40620

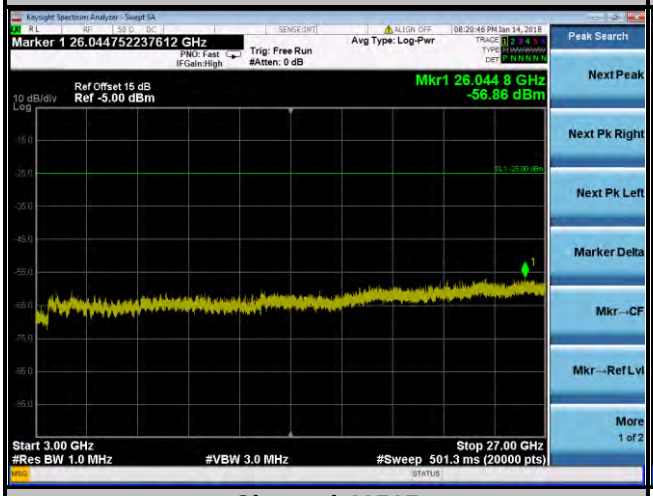

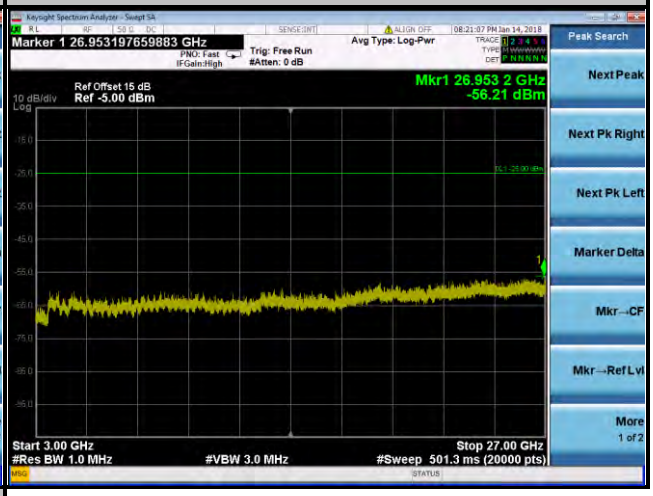

Channel 41515

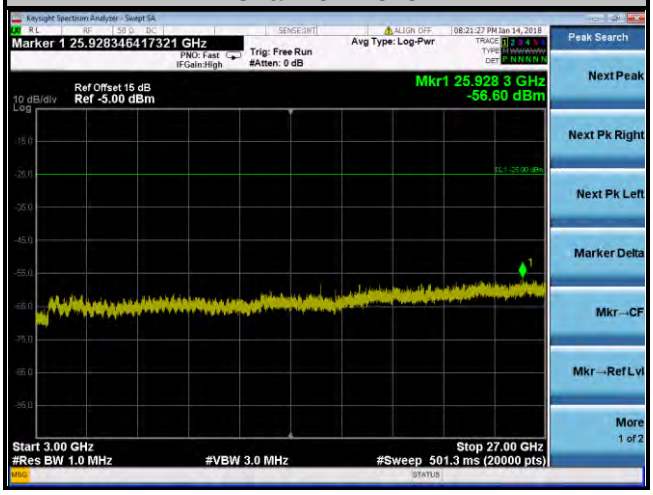

LTE Band 41	
Channel Bandwidth: 20 MHz	
Channel 39750	Channel 40620

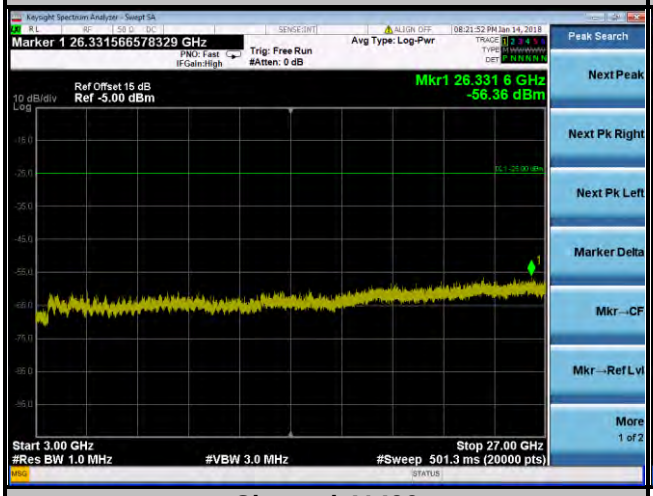

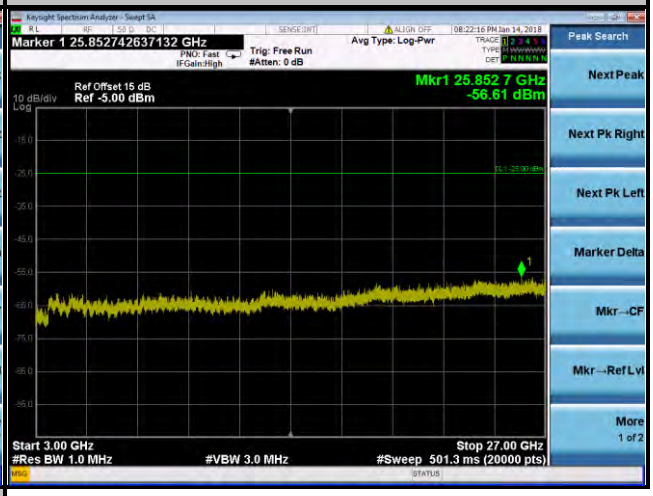
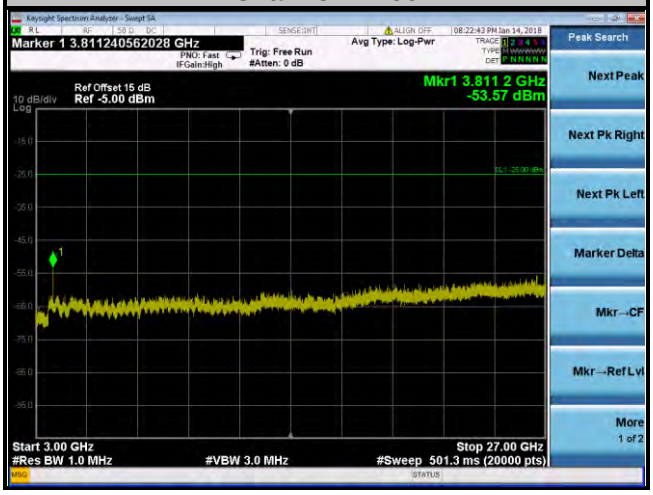
Channel 41490