Test Laboratory: Sporton International Inc. SAR/HAC Testing Lab Date: 2020.8.11

**34_LTE Band 26_15M_QPSK_1RB_0offset_Back_10mm_Ch26865**

Communication System: UID 0, LTE-FDD (0); Frequency: 831.5 MHz;Duty Cycle: 1:1
Medium: HSL_850 Medium parameters used: f = 831.5 MHz; $\sigma$ = 0.912 S/m; $\varepsilon_r$ = 41.318; $\rho$ = 1000 kg/m$^3$
Ambient Temperature：23.4 ℃; Liquid Temperature：22.6 ℃

DASY5 Configuration:
- Probe: ES3DV3 - SN3279; ConvF(6.25, 6.25, 6.25) ; Calibrated: 2020.6.2
- Sensor-Surface: 3mm (Mechanical Surface Detection)
- Electronics: DAE4 Sn1303; Calibrated: 2020.7.7
- Phantom: SAM2; Type: SAM; Serial: TP-1503
- Measurement SW: DASY52, Version 52.10 (4); SEMCAD X Version 14.6.14 (7483)

**Area Scan (71x71x1):** Interpolated grid: dx=1.500 mm, dy=1.500 mm
Maximum value of SAR (interpolated) = 0.321 W/kg

**Zoom Scan (5x5x7)/Cube 0:** Measurement grid: dx=8mm, dy=8mm, dz=5mm
Reference Value = 18.50 V/m; Power Drift = 0.02 dB
Peak SAR (extrapolated) = 0.373 W/kg
**SAR(1 g) = 0.292 W/kg; SAR(10 g) = 0.220 W/kg**
Maximum value of SAR (measured) = 0.322 W/kg

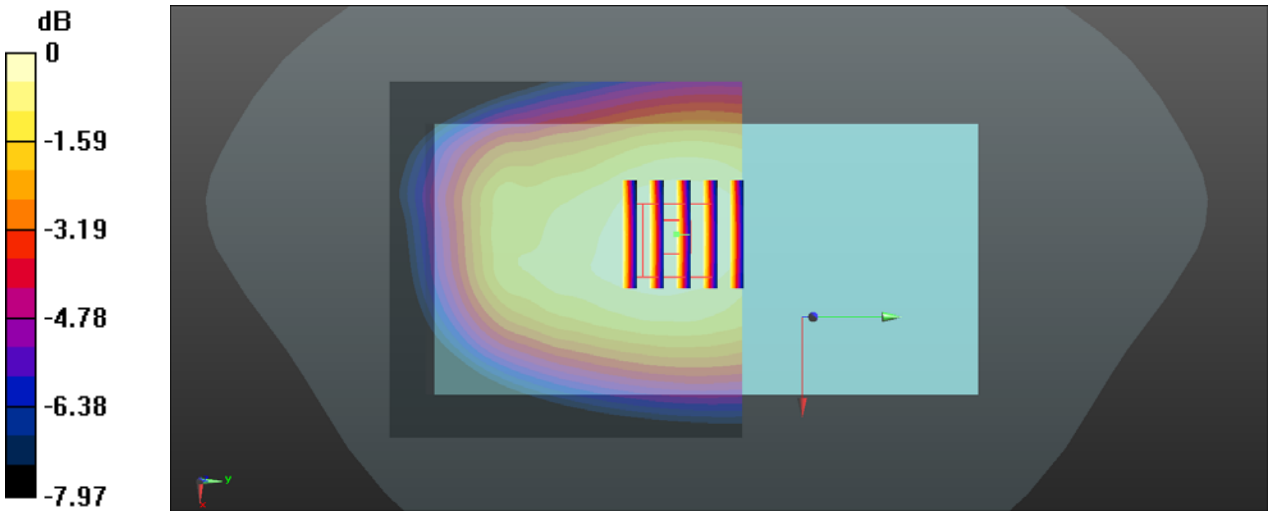


0 dB = 0.322 W/kg = -4.92 dBW/kg

Test Laboratory: Sporton International Inc. SAR/HAC Testing Lab Date: 2020.8.24

**35_LTE Band 41_20M_QPSK_1RB_0offset_Back_10mm_Ch39750**

Communication System: UID 0, LTE-TDD (0); Frequency: 2506 MHz;Duty Cycle: 1:1.59
Medium: HSL_2600 Medium parameters used: f = 2506 MHz; $\sigma$ = 1.859 S/m; $\varepsilon_r$ = 39.163; $\rho$ = 1000 kg/m$^3$
Ambient Temperature：23.3 ℃; Liquid Temperature：22.7 ℃

DASY5 Configuration:
- Probe: ES3DV3 - SN3279; ConvF(4.54, 4.54, 4.54); Calibrated: 2020.6.2
- Sensor-Surface: 3mm (Mechanical Surface Detection)
- Electronics: DAE4 Sn1303; Calibrated: 2020.7.7
- Phantom: SAM2; Type: SAM; Serial: TP-1503
- Measurement SW: DASY52, Version 52.10 (4); SEMCAD X Version 14.6.14 (7483)

**Area Scan (91x91x1):** Interpolated grid: dx=1.200 mm, dy=1.200 mm
Maximum value of SAR (interpolated) = 1.22 W/kg

**Zoom Scan (7x7x7)/Cube 0:** Measurement grid: dx=5mm, dy=5mm, dz=5mm
Reference Value = 6.035 V/m; Power Drift = -0.03 dB
Peak SAR (extrapolated) = 1.74 W/kg
**SAR(1 g) = 0.970 W/kg; SAR(10 g) = 0.513 W/kg**
Maximum value of SAR (measured) = 1.21 W/kg

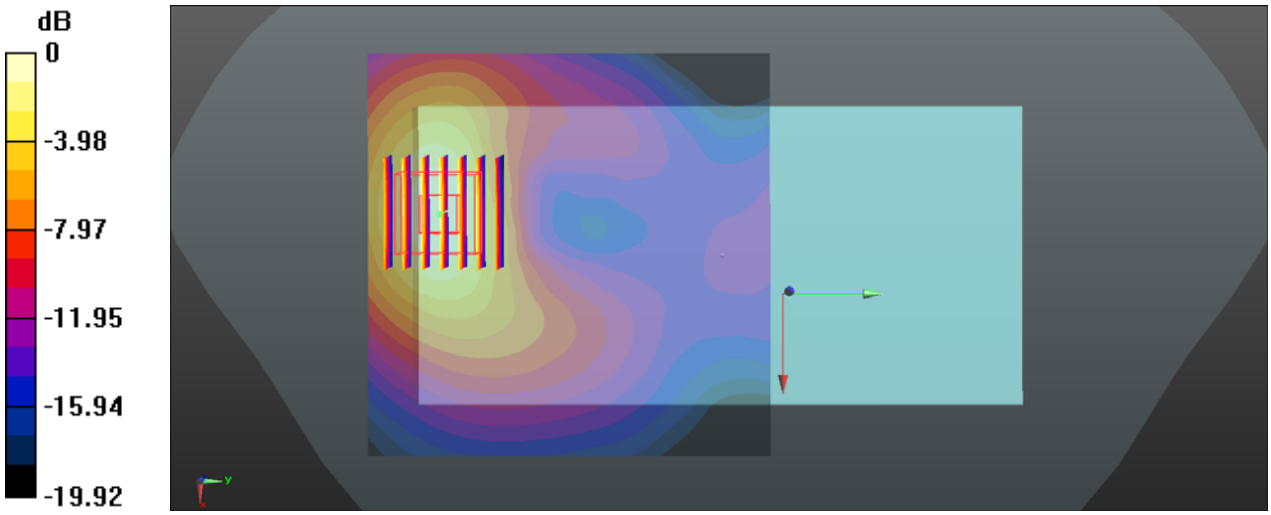


0 dB = 1.21 W/kg = 0.83 dBW/kg

**36_WLAN2.4GHz_802.11n-HT20 MCS0_Back_10mm_Ch6**

Communication System: UID 0, 802.11n (0); Frequency: 2437 MHz;Duty Cycle: 1:1.06
Medium: HSL_2450 Medium parameters used: f = 2437 MHz; $\sigma$ = 1.812 S/m; $\varepsilon_r$ = 39.229; $\rho$ = 1000 kg/m$^3$
Ambient Temperature：23.3 ℃; Liquid Temperature：22.6 ℃

DASY5 Configuration:
- Probe: EX3DV4 - SN7592; ConvF(7.57, 7.57, 7.57); Calibrated: 2020.5.22
- Sensor-Surface: 1.4mm (Mechanical Surface Detection)
- Electronics: DAE4 Sn656; Calibrated: 2019.12.17
- Phantom: SAM1; Type: SAM; Serial: TP-1753
- Measurement SW: DASY52, Version 52.10 (4); SEMCAD X Version 14.6.14 (7483)

**Area Scan (91x171x1):** Interpolated grid: dx=1.200 mm, dy=1.200 mm
Maximum value of SAR (interpolated) = 0.428 W/kg

**Zoom Scan (7x7x7)/Cube 0:** Measurement grid: dx=5mm, dy=5mm, dz=5mm
Reference Value = 11.98 V/m; Power Drift = 0.18 dB
Peak SAR (extrapolated) = 0.593 W/kg
**SAR(1 g) = 0.326 W/kg; SAR(10 g) = 0.184 W/kg**
Maximum value of SAR (measured) = 0.488 W/kg

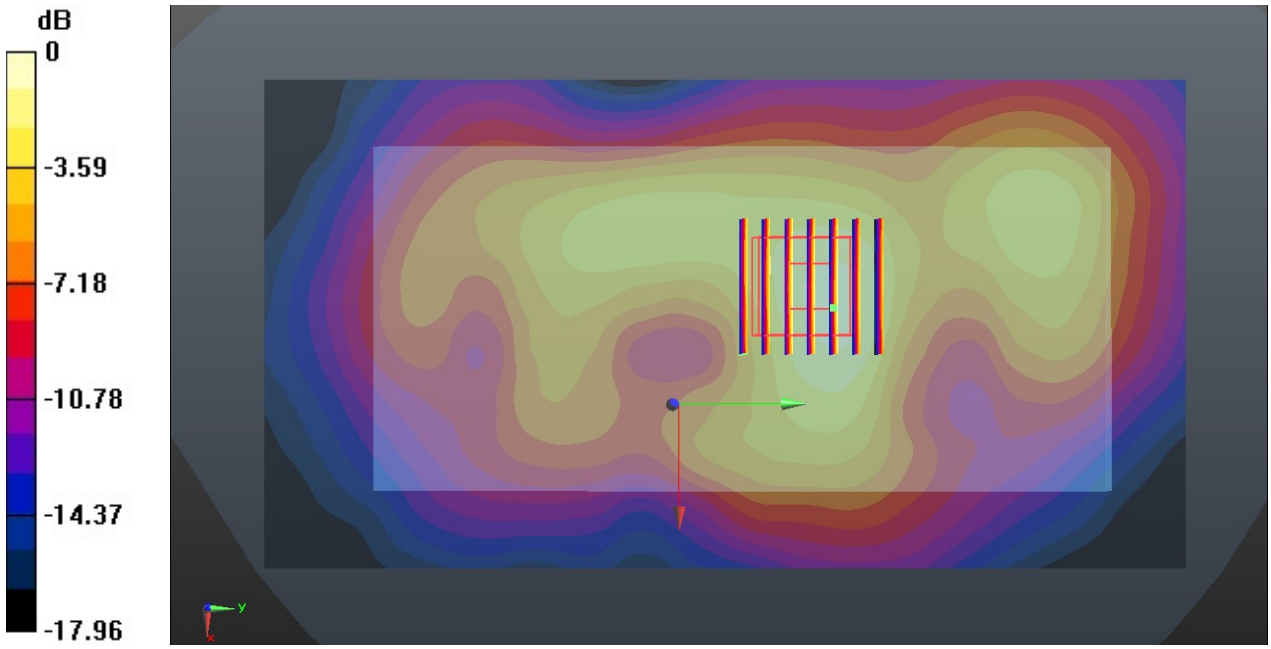


0 dB = 0.488 W/kg = -3.12 dBW/kg

**37_Bluetooth_1Mbps_Back_10mm_Ch39**

Communication System: UID 0, Bluetooth (0); Frequency: 2441 MHz;Duty Cycle: 1:1.292
Medium: HSL_2450 Medium parameters used: f = 2441 MHz; $\sigma$ = 1.815 S/m; $\varepsilon_r$ = 39.216; $\rho$ = 1000 kg/m$^3$
Ambient Temperature：23.3 °C; Liquid Temperature：22.6 °C

DASY5 Configuration:
- Probe: EX3DV4 - SN7592; ConvF(7.57, 7.57, 7.57); Calibrated: 2020.5.22
- Sensor-Surface: 1.4mm (Mechanical Surface Detection)
- Electronics: DAE4 Sn656; Calibrated: 2019.12.17
- Phantom: SAM1; Type: SAM; Serial: TP-1753
- Measurement SW: DASY52, Version 52.10 (4); SEMCAD X Version 14.6.14 (7483)

**Area Scan (91x121x1):** Interpolated grid: dx=1.200 mm, dy=1.200 mm
Maximum value of SAR (interpolated) = 0.0784 W/kg

**Zoom Scan (7x7x7)/Cube 0:** Measurement grid: dx=5mm, dy=5mm, dz=5mm
Reference Value = 4.179 V/m; Power Drift = 0.08 dB
Peak SAR (extrapolated) = 0.0910 W/kg
**SAR(1 g) = 0.049 W/kg; SAR(10 g) = 0.026 W/kg**
Maximum value of SAR (measured) = 0.0711 W/kg

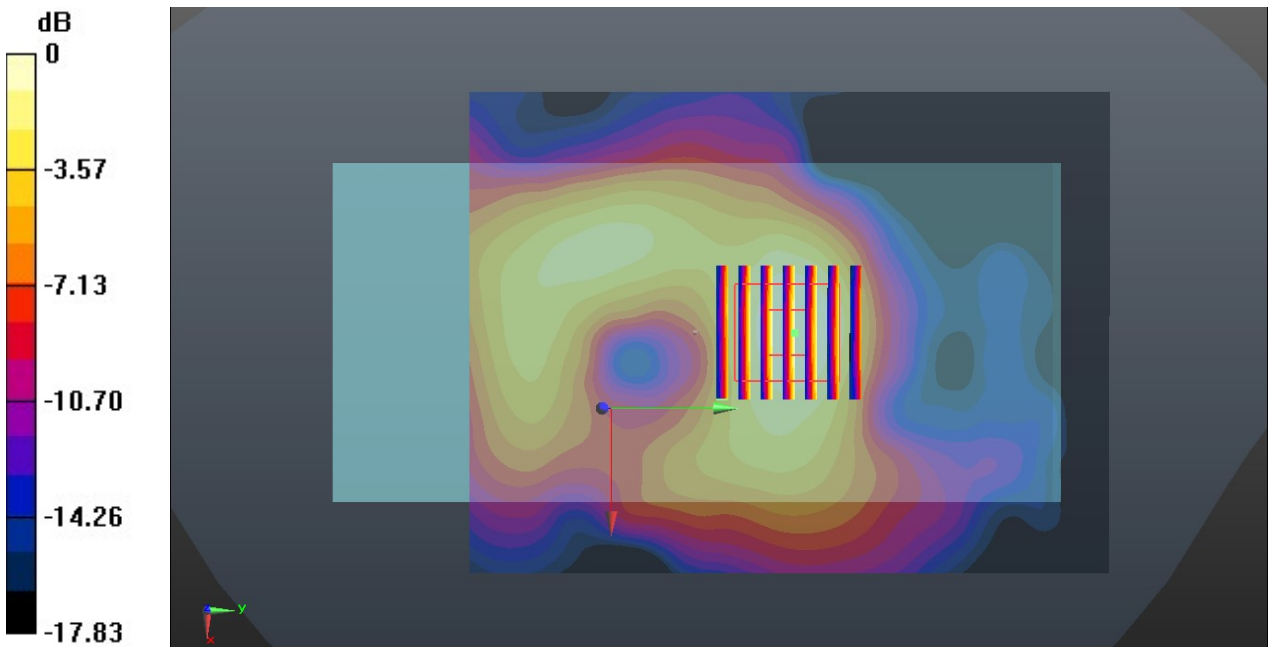


0 dB = 0.0784 W/kg = -11.06 dBW/kg

Test Laboratory: Sporton International Inc. SAR/HAC Testing Lab Date: 2020.8.12

**38_WLAN5GHz_802.11n-HT20 MCS0_Right Side_10mm_Ch40**

Communication System: UID 0, 802.11n (0); Frequency: 5200 MHz;Duty Cycle: 1:1.056
Medium: HSL_5000 Medium parameters used: f = 5200 MHz; $\sigma$ = 4.504 S/m; $\varepsilon_r$ = 34.838; $\rho$ = 1000 kg/m$^3$
Ambient Temperature：23.4 ℃; Liquid Temperature：22.6 ℃

DASY5 Configuration:
- Probe: EX3DV4 - SN7592; ConvF(5.24, 5.24, 5.24); Calibrated: 2020.5.22
- Sensor-Surface: 1.4mm (Mechanical Surface Detection)
- Electronics: DAE4 Sn656; Calibrated: 2019.12.17
- Phantom: SAM1; Type: SAM; Serial: TP-1753
- Measurement SW: DASY52, Version 52.10 (4); SEMCAD X Version 14.6.14 (7483)

**Area Scan (61x111x1):** Interpolated grid: dx=1.000 mm, dy=1.000 mm
Maximum value of SAR (interpolated) = 0.787 W/kg

**Zoom Scan (7x7x7)/Cube 0:** Measurement grid: dx=4mm, dy=4mm, dz=1.4mm
Reference Value = 6.021 V/m; Power Drift = -0.03 dB
Peak SAR (extrapolated) = 1.19 W/kg
**SAR(1 g) = 0.365 W/kg; SAR(10 g) = 0.153 W/kg**
Maximum value of SAR (measured) = 0.761 W/kg

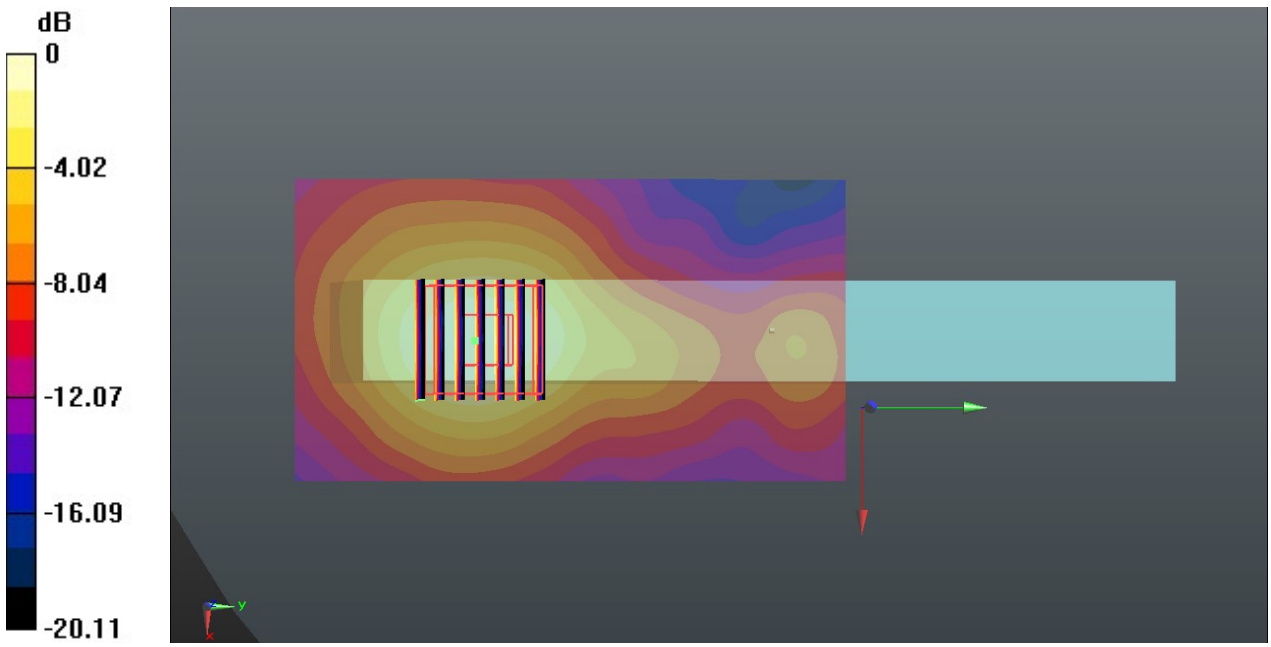


0 dB = 0.761 W/kg = -1.19 dBW/kg

Test Laboratory: Sporton International Inc. SAR/HAC Testing Lab Date: 2020.8.13

**39_WLAN5GHz_802.11n-HT20 MCS0_Right Side_10mm_Ch149**

Communication System: UID 0, 802.11n (0); Frequency: 5745 MHz;Duty Cycle: 1:1.056
Medium: HSL_5000 Medium parameters used: f = 5745 MHz; $\sigma$ = 5.042 S/m; $\varepsilon_r$ = 34.077; $\rho$ = 1000 kg/m$^3$
Ambient Temperature：23.2 °C; Liquid Temperature：22.7 °C

DASY5 Configuration:
- Probe: EX3DV4 - SN7592; ConvF(4.69, 4.69, 4.69); Calibrated: 2020.5.22
- Sensor-Surface: 1.4mm (Mechanical Surface Detection)
- Electronics: DAE4 Sn656; Calibrated: 2019.12.17
- Phantom: SAM1; Type: SAM; Serial: TP-1753
- Measurement SW: DASY52, Version 52.10 (4); SEMCAD X Version 14.6.14 (7483)

**Area Scan (61x121x1):** Interpolated grid: dx=1.000 mm, dy=1.000 mm
Maximum value of SAR (interpolated) = 1.05 W/kg

**Zoom Scan (7x7x7)/Cube 0:** Measurement grid: dx=4mm, dy=4mm, dz=1.4mm
Reference Value = 5.427 V/m; Power Drift = -0.05 dB
Peak SAR (extrapolated) = 1.76 W/kg
**SAR(1 g) = 0.467 W/kg; SAR(10 g) = 0.186 W/kg**
Maximum value of SAR (measured) = 1.05 W/kg

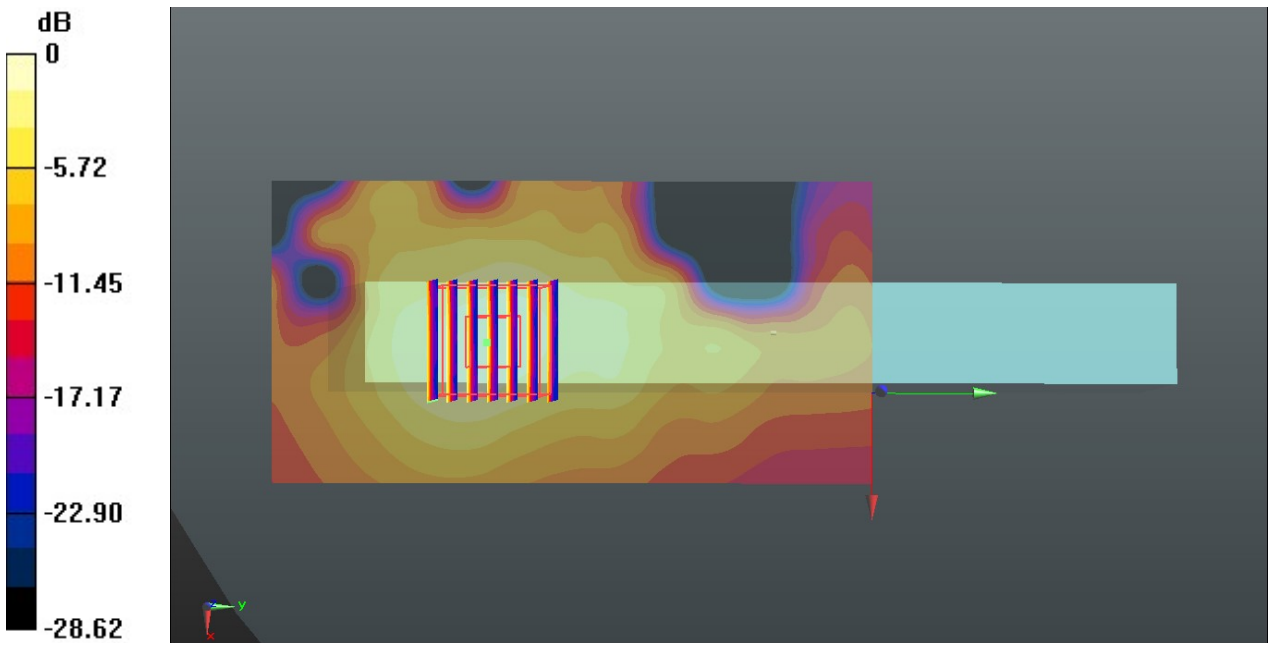


0 dB = 1.05 W/kg = 0.21 dBW/kg

Test Laboratory: Sporton International Inc. SAR/HAC Testing Lab Date: 2020.8.11

**40_GSM850_GPRS 2 Tx slots_Back_15mm_Ch251**

Communication System: UID 0, GSM850 (0); Frequency: 848.8 MHz;Duty Cycle: 1:4.15
Medium: HSL_850 Medium parameters used: f = 849 MHz; $\sigma$ = 0.916 S/m; $\varepsilon_r$ = 42.063; $\rho$ = 1000 kg/m$^3$
Ambient Temperature：23.4 ℃; Liquid Temperature：22.6 ℃

DASY5 Configuration:
- Probe: ES3DV3 - SN3279; ConvF(6.25, 6.25, 6.25); Calibrated: 2020.6.2
- Sensor-Surface: 3mm (Mechanical Surface Detection)
- Electronics: DAE4 Sn1303; Calibrated: 2020.7.7
- Phantom: SAM2; Type: SAM; Serial: TP-1503
- Measurement SW: DASY52, Version 52.10 (4); SEMCAD X Version 14.6.14 (7483)

**Area Scan (71x91x1):** Interpolated grid: dx=1.500 mm, dy=1.500 mm
Maximum value of SAR (interpolated) = 0.457 W/kg

**Zoom Scan (5x5x7)/Cube 0:** Measurement grid: dx=8mm, dy=8mm, dz=5mm
Reference Value = 21.19 V/m; Power Drift = -0.06 dB
Peak SAR (extrapolated) = 0.511 W/kg
**SAR(1 g) = 0.407 W/kg; SAR(10 g) = 0.312 W/kg**
Maximum value of SAR (measured) = 0.449 W/kg

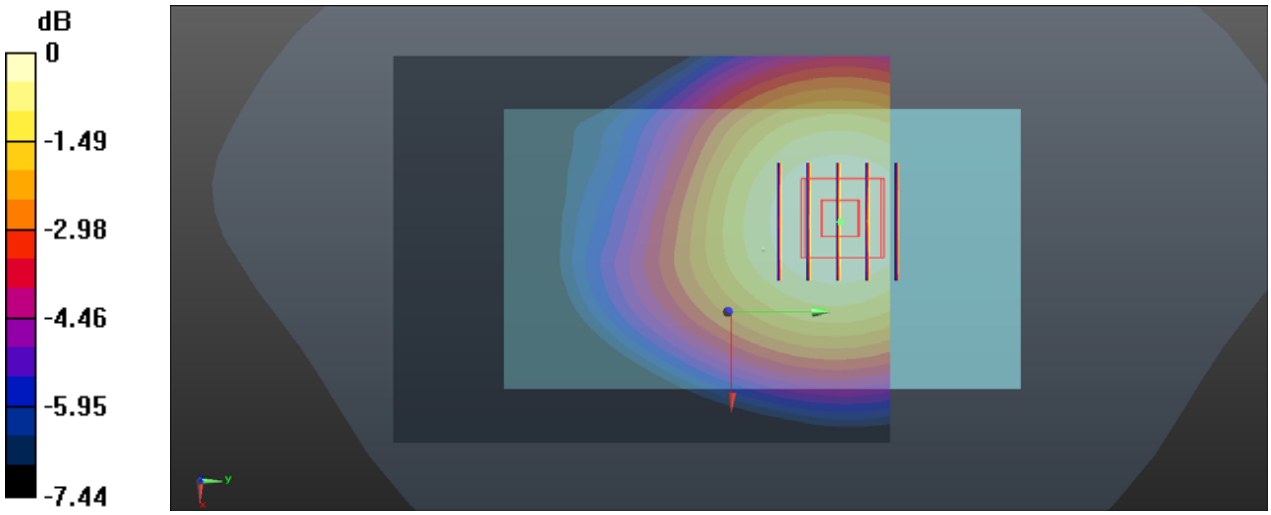


0 dB = 0.449 W/kg = -3.48 dBW/kg

Test Laboratory: Sporton International Inc. SAR/HAC Testing Lab Date: 2020.8.17

**41_GSM1900_GPRS 2 Tx slots_Back_15mm_Ch810**

Communication System: UID 0, PCS (0); Frequency: 1909.8 MHz;Duty Cycle: 1:4.15
Medium: HSL_1900 Medium parameters used: f = 1910 MHz; $\sigma$ = 1.438 S/m; $\varepsilon_r$ = 39.077; $\rho$ = 1000 kg/m$^3$
Ambient Temperature：23.5 ℃; Liquid Temperature：22.9 ℃

DASY5 Configuration:
- Probe: ES3DV3 - SN3279; ConvF(5.16, 5.16, 5.16); Calibrated: 2020.6.2
- Sensor-Surface: 3mm (Mechanical Surface Detection)
- Electronics: DAE4 Sn1303; Calibrated: 2020.7.7
- Phantom: SAM2; Type: SAM; Serial: TP-1503
- Measurement SW: DASY52, Version 52.10 (4); SEMCAD X Version 14.6.14 (7483)

**Area Scan (71x81x1):** Interpolated grid: dx=1.500 mm, dy=1.500 mm
Maximum value of SAR (interpolated) = 0.429 W/kg

**Zoom Scan (5x5x7)/Cube 0:** Measurement grid: dx=8mm, dy=8mm, dz=5mm
Reference Value = 6.351 V/m; Power Drift = -0.06 dB
Peak SAR (extrapolated) = 0.564 W/kg
**SAR(1 g) = 0.354 W/kg; SAR(10 g) = 0.212 W/kg**
Maximum value of SAR (measured) = 0.425 W/kg

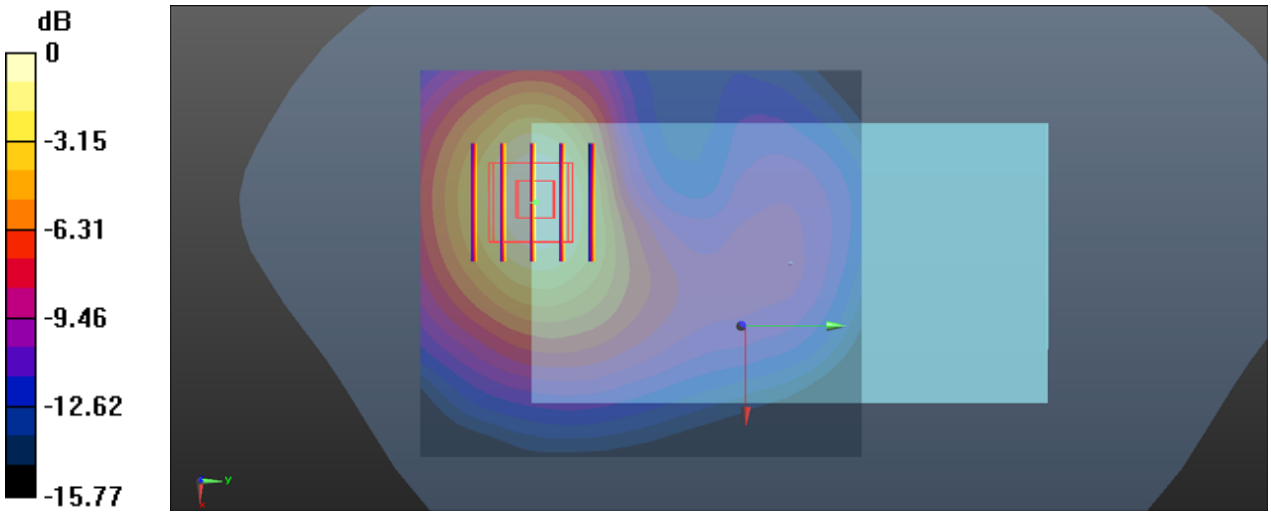


0 dB = 0.425 W/kg = -3.72 dBW/kg

Test Laboratory: Sporton International Inc. SAR/HAC Testing Lab Date: 2020.8.17

**42_WCDMA II_RMC 12.2Kbps_Back_15mm_Ch9538**

Communication System: UID 0, WCDMA (0); Frequency: 1907.6 MHz;Duty Cycle: 1:1
Medium: HSL_1900 Medium parameters used: f = 1908 MHz; $\sigma$ = 1.437 S/m; $\varepsilon_r$ = 39.079; $\rho$ = 1000 kg/m$^3$
Ambient Temperature：23.5 ℃; Liquid Temperature：22.9 ℃

DASY5 Configuration:
- Probe: ES3DV3 - SN3279; ConvF(5.16, 5.16, 5.16); Calibrated: 2020.6.2
- Sensor-Surface: 3mm (Mechanical Surface Detection)
- Electronics: DAE4 Sn1303; Calibrated: 2020.7.7
- Phantom: SAM2; Type: SAM; Serial: TP-1503
- Measurement SW: DASY52, Version 52.10 (4); SEMCAD X Version 14.6.14 (7483)

**Area Scan (71x81x1):** Interpolated grid: dx=1.500 mm, dy=1.500 mm
Maximum value of SAR (interpolated) = 0.625 W/kg

**Zoom Scan (5x5x7)/Cube 0:** Measurement grid: dx=8mm, dy=8mm, dz=5mm
Reference Value = 7.407 V/m; Power Drift = 0.02 dB
Peak SAR (extrapolated) = 0.802 W/kg
**SAR(1 g) = 0.509 W/kg; SAR(10 g) = 0.306 W/kg**
Maximum value of SAR (measured) = 0.609 W/kg

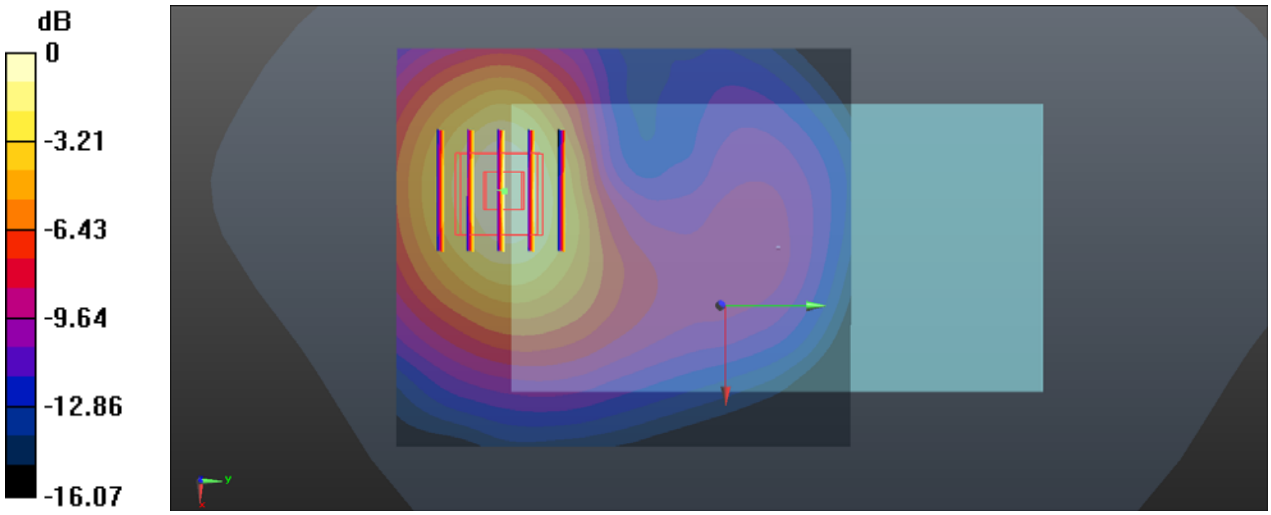


0 dB = 0.609 W/kg = -2.15 dBW/kg

Test Laboratory: Sporton International Inc. SAR/HAC Testing Lab Date: 2020.8.14

**43_WCDMA IV_RMC 12.2Kbps_Back_15mm_Ch1312**

Communication System: UID 0, WCDMA (0); Frequency: 1712.4 MHz;Duty Cycle: 1:1
Medium: HSL_1750 Medium parameters used: f = 1712.4 MHz; $\sigma$ = 1.325 S/m; $\varepsilon_r$ = 39.426; $\rho$ = 1000 kg/m$^3$
Ambient Temperature：23.5 ℃; Liquid Temperature：22.9 ℃

DASY5 Configuration:
- Probe: ES3DV3 - SN3279; ConvF(5.4, 5.4, 5.4); Calibrated: 2020.6.2
- Sensor-Surface: 3mm (Mechanical Surface Detection)
- Electronics: DAE4 Sn1303; Calibrated: 2020.7.7
- Phantom: SAM2; Type: SAM; Serial: TP-1503
- Measurement SW: DASY52, Version 52.10 (4); SEMCAD X Version 14.6.14 (7483)

**Area Scan (71x81x1):** Interpolated grid: dx=1.500 mm, dy=1.500 m
Maximum value of SAR (interpolated) = 0.635 W/kg

**Zoom Scan (5x5x7)/Cube 0:** Measurement grid: dx=8mm, dy=8mm, dz=5mm
Reference Value = 3.884 V/m; Power Drift = 0.01 dB
Peak SAR (extrapolated) = 0.804 W/kg
**SAR(1 g) = 0.523 W/kg; SAR(10 g) = 0.316 W/kg**
Maximum value of SAR (measured) = 0.623 W/kg

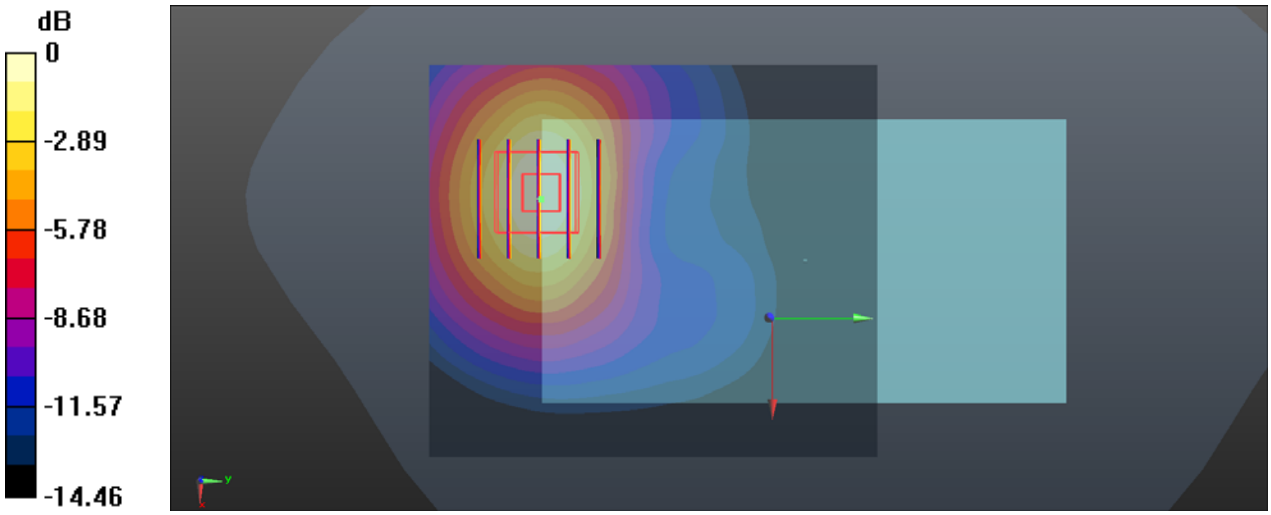


0 dB = 0.623 W/kg = -2.06 dBW/kg

Test Laboratory: Sporton International Inc. SAR/HAC Testing Lab Date: 2020.8.11

**44_WCDMA V_RMC 12.2Kbps_Back_15mm_Ch4233**

Communication System: UID 0, WCDMA (0); Frequency: 846.6 MHz;Duty Cycle: 1:1
Medium: HSL_850 Medium parameters used: f = 847 MHz; $\sigma$ = 0.926 S/m; $\varepsilon_r$ = 41.111; $\rho$ = 1000 kg/m$^3$
Ambient Temperature：23.4 ℃; Liquid Temperature：22.6 ℃

DASY5 Configuration:
- Probe: ES3DV3 - SN3279; ConvF(6.25, 6.25, 6.25); Calibrated: 2020.6.2
- Sensor-Surface: 3mm (Mechanical Surface Detection)
- Electronics: DAE4 Sn1303; Calibrated: 2020.7.7
- Phantom: SAM2; Type: SAM; Serial: TP-1503
- Measurement SW: DASY52, Version 52.10 (4); SEMCAD X Version 14.6.14 (7483)

**Area Scan (71x81x1):** Interpolated grid: dx=1.500 mm, dy=1.500 mm
Maximum value of SAR (interpolated) = 0.510 W/kg

**Zoom Scan (5x5x7)/Cube 0:** Measurement grid: dx=8mm, dy=8mm, dz=5mm
Reference Value = 23.18 V/m; Power Drift = -0.08 dB
Peak SAR (extrapolated) = 0.574 W/kg
**SAR(1 g) = 0.444 W/kg; SAR(10 g) = 0.345 W/kg**
Maximum value of SAR (measured) = 0.494 W/kg

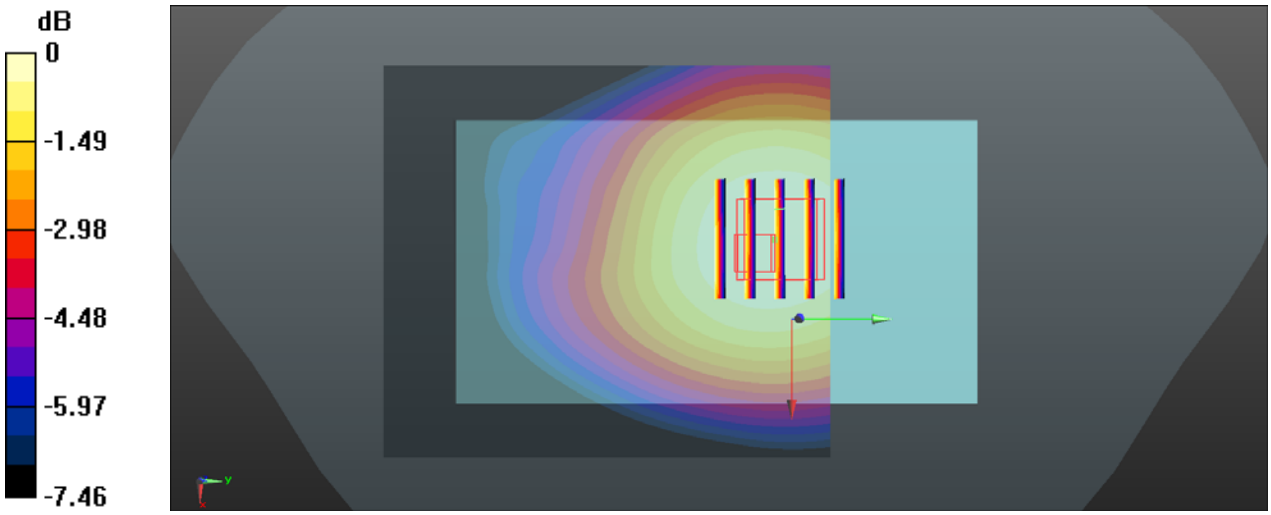


0 dB = 0.494 W/kg = -3.06 dBW/kg

Test Laboratory: Sporton International Inc. SAR/HAC Testing Lab Date: 2020.8.11

**45_CDMA2000 BC0_RC3 SO32 (+SCH)_Back_15mm_Ch384**

Communication System: UID 0, CDMA (0); Frequency: 836.52 MHz;Duty Cycle: 1:1
Medium: HSL_850 Medium parameters used: f = 837 MHz; $\sigma$ = 0.917 S/m; $\varepsilon_r$ = 41.243; $\rho$ = 1000 kg/m$^3$
Ambient Temperature：23.4 ℃; Liquid Temperature：22.6 ℃

DASY5 Configuration:
- Probe: ES3DV3 - SN3279; ConvF(6.25, 6.25, 6.25); Calibrated: 2020.6.2
- Sensor-Surface: 3mm (Mechanical Surface Detection)
- Electronics: DAE4 Sn1303; Calibrated: 2020.7.7
- Phantom: SAM2; Type: SAM; Serial: TP-1503
- Measurement SW: DASY52, Version 52.10 (4); SEMCAD X Version 14.6.14 (7483)

**Area Scan (71x81x1):** Interpolated grid: dx=1.500 mm, dy=1.500 mm
Maximum value of SAR (interpolated) = 0.429 W/kg

**Zoom Scan (5x5x7)/Cube 0:** Measurement grid: dx=8mm, dy=8mm, dz=5mm
Reference Value = 21.68 V/m; Power Drift = 0.05 dB
Peak SAR (extrapolated) = 0.503 W/kg
**SAR(1 g) = 0.395 W/kg; SAR(10 g) = 0.299 W/kg**
Maximum value of SAR (measured) = 0.435 W/kg

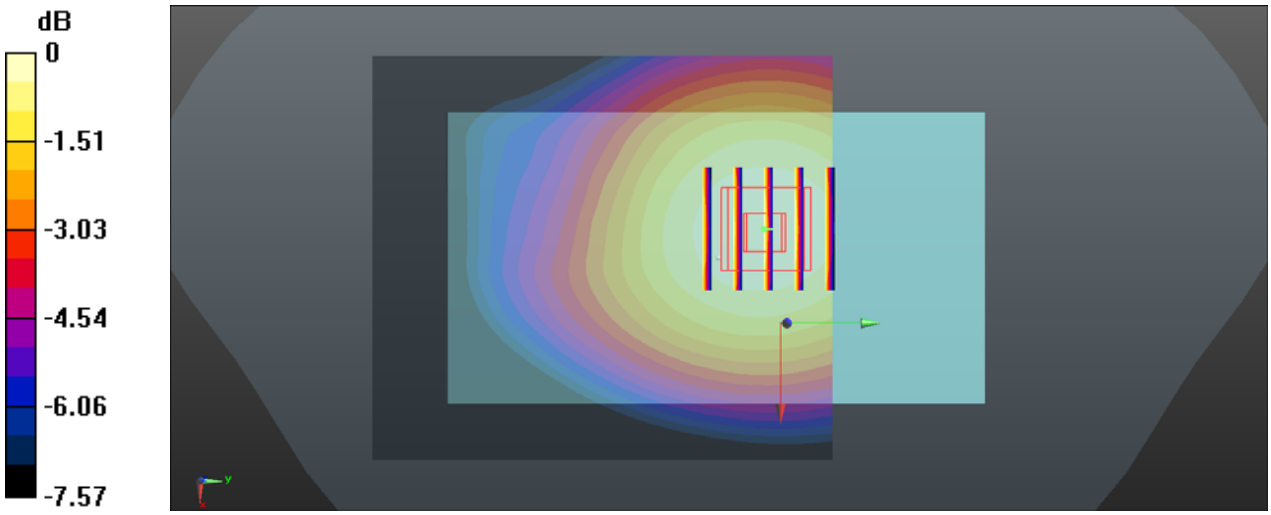


0 dB = 0.435 W/kg = -3.62 dBW/kg

**46_CDMA2000 BC1_RC3 SO32 (+SCH)_Back_15mm_Ch1175**

Communication System: UID 0, CDMA (0); Frequency: 1908.75 MHz;Duty Cycle: 1:1
Medium: HSL_1900 Medium parameters used: f = 1909 MHz; $\sigma$ = 1.438 S/m; $\varepsilon_r$ = 39.079; $\rho$ = 1000 kg/m$^3$
Ambient Temperature：23.5 ℃; Liquid Temperature：22.9 ℃

DASY5 Configuration:
- Probe: ES3DV3 - SN3279; ConvF(5.16, 5.16, 5.16); Calibrated: 2020.6.2
- Sensor-Surface: 3mm (Mechanical Surface Detection)
- Electronics: DAE4 Sn1303; Calibrated: 2020.7.7
- Phantom: SAM2; Type: SAM; Serial: TP-1503
- Measurement SW: DASY52, Version 52.10 (4); SEMCAD X Version 14.6.14 (7483)

**Area Scan (71x71x1):** Interpolated grid: dx=1.500 mm, dy=1.500 mm
Maximum value of SAR (interpolated) = 0.655 W/kg

**Zoom Scan (5x5x7)/Cube 0:** Measurement grid: dx=8mm, dy=8mm, dz=5mm
Reference Value = 6.757 V/m; Power Drift = 0.03 dB
Peak SAR (extrapolated) = 0.859 W/kg
**SAR(1 g) = 0.540 W/kg; SAR(10 g) = 0.319 W/kg**
Maximum value of SAR (measured) = 0.648 W/kg

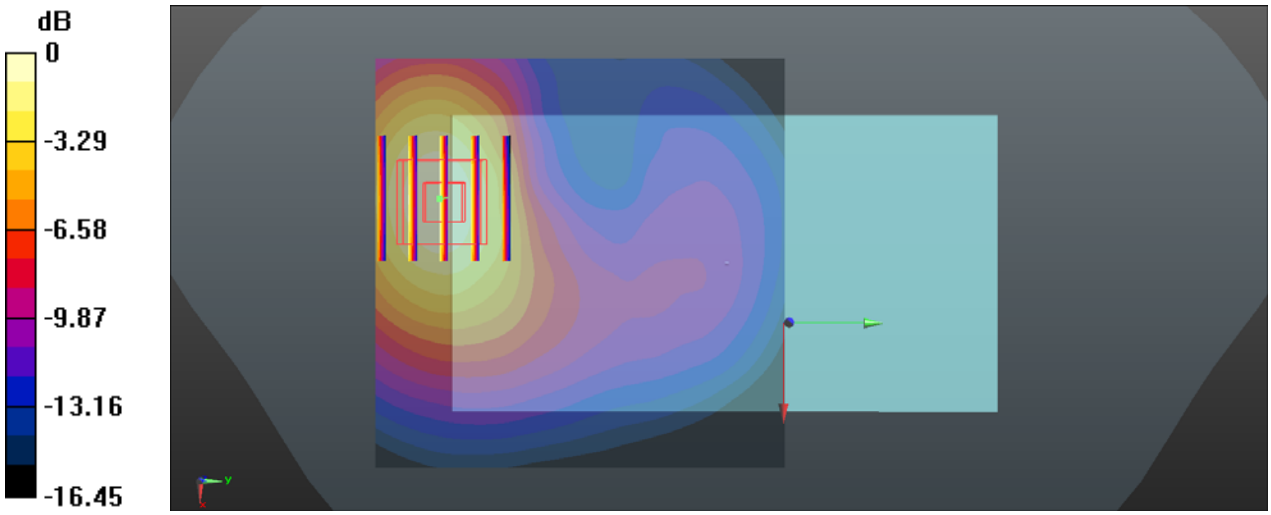


0 dB = 0.648 W/kg = -1.88 dBW/kg

**47_CDMA2000 BC10_RC3 SO32 (+SCH)_Back_15mm_Ch684**

Communication System: UID 0, CDMA (0); Frequency: 823.1 MHz;Duty Cycle: 1:1
Medium: HSL_850 Medium parameters used: f = 823.1 MHz; $\sigma$ = 0.904 S/m; $\varepsilon_r$ = 41.431; $\rho$ = 1000 kg/m$^3$
Ambient Temperature：23.4 ℃; Liquid Temperature：22.6 ℃

DASY5 Configuration:
- Probe: ES3DV3 - SN3279; ConvF(6.25, 6.25, 6.25); Calibrated: 2020.6.2
- Sensor-Surface: 3mm (Mechanical Surface Detection)
- Electronics: DAE4 Sn1303; Calibrated: 2020.7.7
- Phantom: SAM2; Type: SAM; Serial: TP-1503
- Measurement SW: DASY52, Version 52.10 (4); SEMCAD X Version 14.6.14 (7483)

**Area Scan (71x91x1):** Interpolated grid: dx=1.500 mm, dy=1.500 mm
Maximum value of SAR (interpolated) = 0.453 W/kg

**Zoom Scan (5x5x7)/Cube 0:** Measurement grid: dx=8mm, dy=8mm, dz=5mm
Reference Value = 19.50 V/m; Power Drift = -0.02 dB
Peak SAR (extrapolated) = 0.531 W/kg
**SAR(1 g) = 0.410 W/kg; SAR(10 g) = 0.305 W/kg**
Maximum value of SAR (measured) = 0.455 W/kg

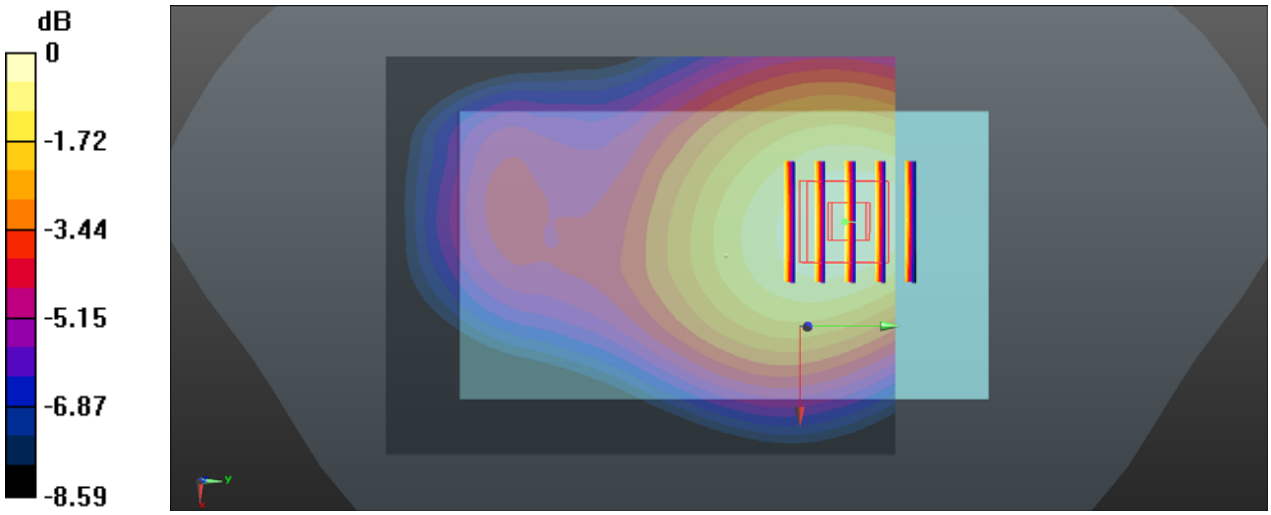


0 dB = 0.455 W/kg = -3.42 dBW/kg

Test Laboratory: Sporton International Inc. SAR/HAC Testing Lab Date: 2020.8.14

**48_LTE Band 4_20M_QPSK_1RB_0Offset_Back_15mm_Ch20175**

Communication System: UID 0, LTE-FDD (0); Frequency: 1732.5 MHz;Duty Cycle: 1:1
Medium: HSL_1750 Medium parameters used: f = 1733 MHz; $\sigma$ = 1.339 S/m; $\varepsilon_r$ = 39.381; $\rho$ = 1000 kg/m$^3$
Ambient Temperature：23.5 °C; Liquid Temperature：22.9 °C

DASY5 Configuration:
- Probe: ES3DV3 - SN3279; ConvF(5.4, 5.4, 5.4); Calibrated: 2020.6.2
- Sensor-Surface: 3mm (Mechanical Surface Detection)
- Electronics: DAE4 Sn1303; Calibrated: 2020.7.7
- Phantom: SAM2; Type: SAM; Serial: TP-1503
- Measurement SW: DASY52, Version 52.10 (4); SEMCAD X Version 14.6.14 (7483)

**Area Scan (81x81x1):** Interpolated grid: dx=1.500 mm, dy=1.500 mm
Maximum value of SAR (interpolated) = 1.50 W/kg

**Zoom Scan (5x5x7)/Cube 0:** Measurement grid: dx=8mm, dy=8mm, dz=5mm
Reference Value = 5.859 V/m; Power Drift = -0.02 dB
Peak SAR (extrapolated) = 1.75 W/kg
**SAR(1 g) = 1.06 W/kg; SAR(10 g) = 0.613 W/kg**
Maximum value of SAR (measured) = 1.50 W/kg

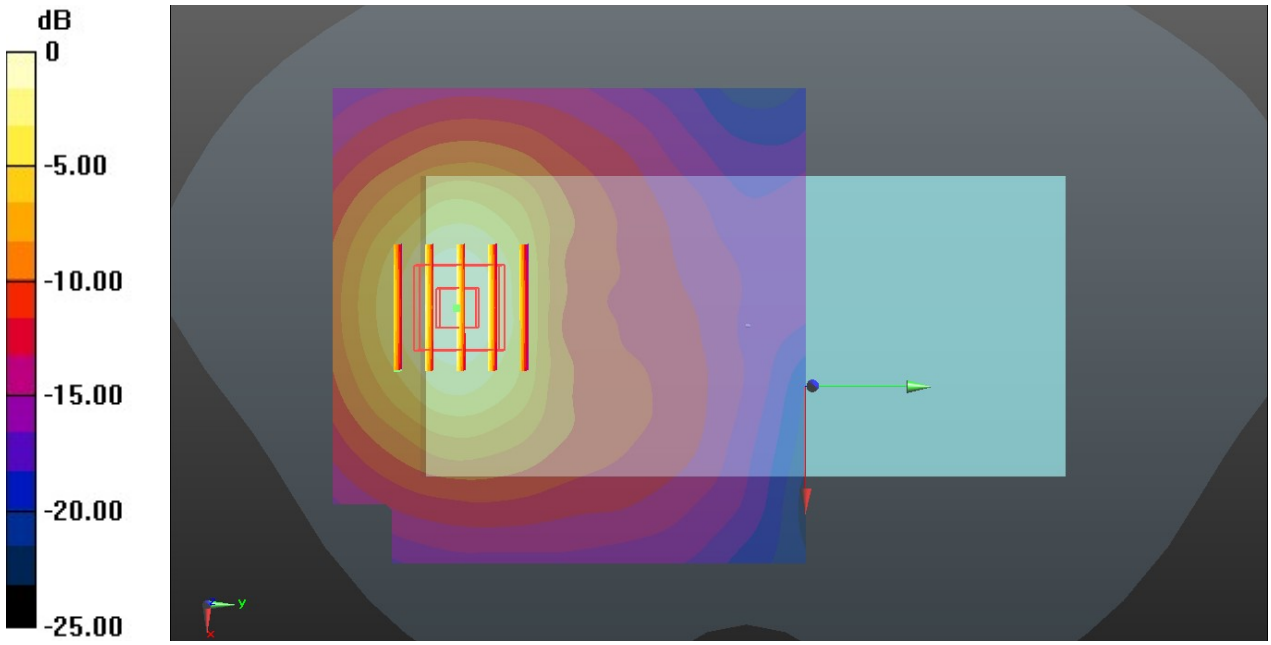


0 dB = 1.50 W/kg = 1.76 dBW/kg

Test Laboratory: Sporton International Inc. SAR/HAC Testing Lab Date: 2020.8.24

**49_LTE Band 7_20M_QPSK_1RB_0offset_Back_15mm_Ch21100**

Communication System: UID 0, LTE-FDD (0); Frequency: 2535 MHz;Duty Cycle: 1:1
Medium: HSL_2600 Medium parameters used: f = 2535 MHz; $\sigma$ = 1.879 S/m; $\varepsilon_r$ = 39.107; $\rho$ = 1000 kg/m$^3$
Ambient Temperature：23.3 ℃; Liquid Temperature：22.7 ℃

DASY5 Configuration:
- Probe: ES3DV3 - SN3279; ConvF(4.54, 4.54, 4.54); Calibrated: 2020.6.2
- Sensor-Surface: 3mm (Mechanical Surface Detection)
- Electronics: DAE4 Sn1303; Calibrated: 2020.7.7
- Phantom: SAM2; Type: SAM; Serial: TP-1503
- Measurement SW: DASY52, Version 52.10 (4); SEMCAD X Version 14.6.14 (7483)

**Area Scan (91x91x1):** Interpolated grid: dx=1.200 mm, dy=1.200 mm
Maximum value of SAR (interpolated) = 0.535 W/kg

**Zoom Scan (7x7x7)/Cube 0:** Measurement grid: dx=5mm, dy=5mm, dz=5mm
Reference Value = 3.411 V/m; Power Drift = 0.01 dB
Peak SAR (extrapolated) = 0.755 W/kg
**SAR(1 g) = 0.434 W/kg; SAR(10 g) = 0.243 W/kg**
Maximum value of SAR (measured) = 0.530 W/kg

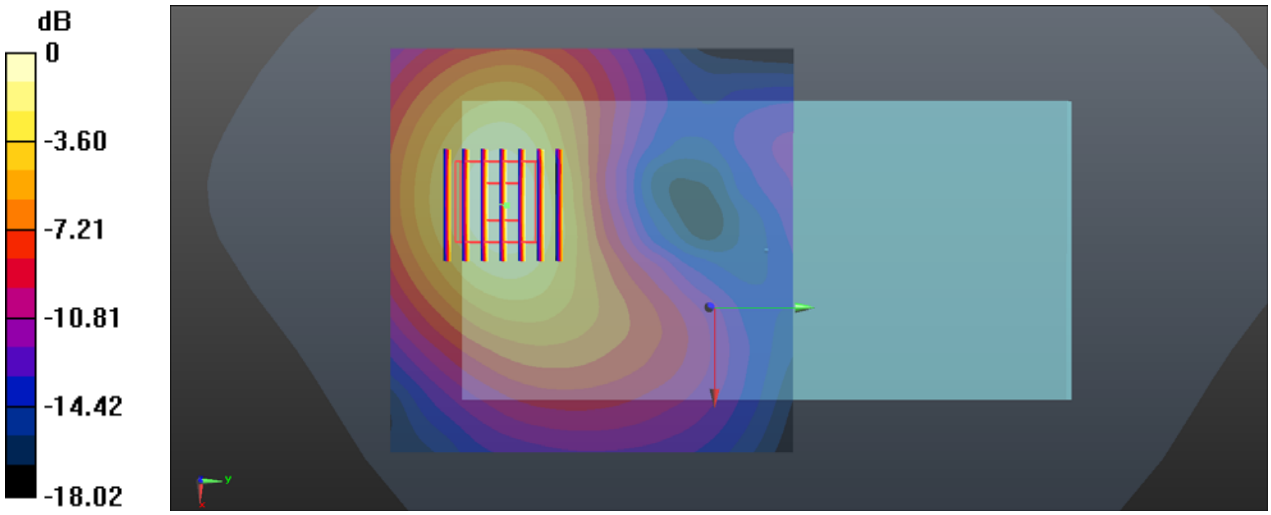


0 dB = 0.530 W/kg = -2.76 dBW/kg

Test Laboratory: Sporton International Inc. SAR/HAC Testing Lab Date: 2020.8.8

**50_LTE Band 12_10M_QPSK_1RB_0offset_Back_15mm_Ch23095**

Communication System: UID 0, LTE-FDD (0); Frequency: 707.5 MHz;Duty Cycle: 1:1
Medium: HSL_750 Medium parameters used: f = 707.5 MHz; $\sigma$ = 0.897 S/m; $\varepsilon_r$ = 43.261; $\rho$ = 1000 kg/m$^3$
Ambient Temperature：23.2 ℃; Liquid Temperature：22.8 ℃

DASY5 Configuration:
- Probe: ES3DV3 - SN3279; ConvF(6.44, 6.44, 6.44); Calibrated: 2020.6.2
- Sensor-Surface: 3mm (Mechanical Surface Detection)
- Electronics: DAE4 Sn1303; Calibrated: 2020.7.7
- Phantom: SAM2; Type: SAM; Serial: TP-1503
- Measurement SW: DASY52, Version 52.10 (4); SEMCAD X Version 14.6.14 (7483)

**Area Scan (71x91x1):** Interpolated grid: dx=1.500 mm, dy=1.500 mm
Maximum value of SAR (interpolated) = 0.450 W/kg

**Zoom Scan (5x5x7)/Cube 0:** Measurement grid: dx=8mm, dy=8mm, dz=5mm
Reference Value = 22.12 V/m; Power Drift = 0.09 dB
Peak SAR (extrapolated) = 0.536 W/kg
**SAR(1 g) = 0.414 W/kg; SAR(10 g) = 0.315 W/kg**
Maximum value of SAR (measured) = 0.457 W/kg

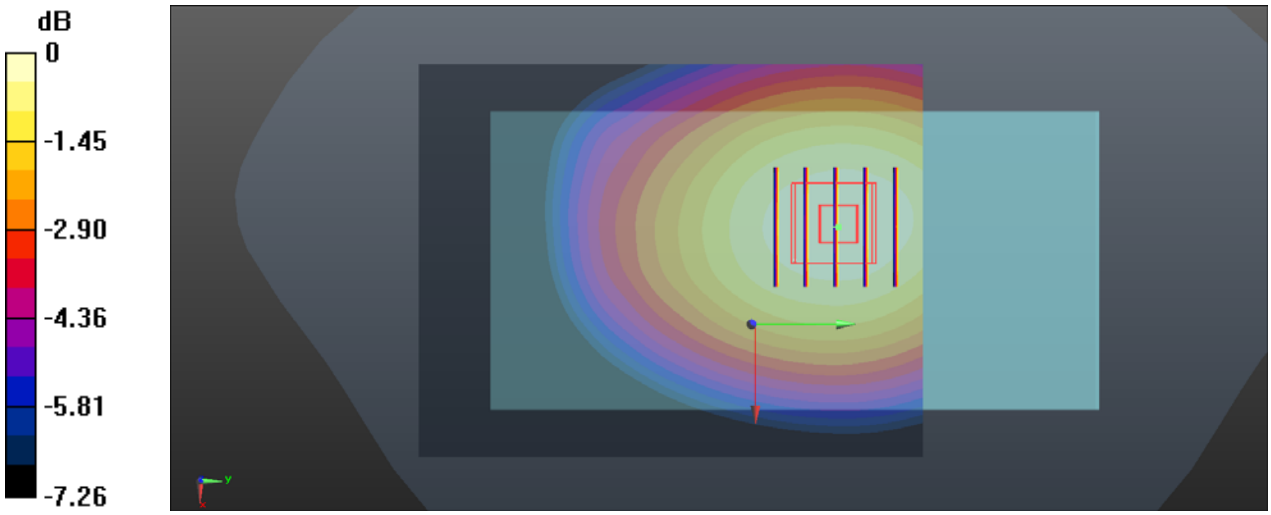


0 dB = 0.457 W/kg = -3.40 dBW/kg

Test Laboratory: Sporton International Inc. SAR/HAC Testing Lab Date: 2020.8.8

**51_LTE Band 13_10M_QPSK_1RB_0offset_Back_15mm_Ch23230**

Communication System: UID 0, LTE-FDD (0); Frequency: 782 MHz;Duty Cycle: 1:1
Medium: HSL_750 Medium parameters used: f = 782 MHz; $\sigma$ = 0.924 S/m; $\varepsilon_r$ = 43.063; $\rho$ = 1000 kg/m$^3$
Ambient Temperature：23.2 ℃; Liquid Temperature：22.8 ℃

DASY5 Configuration:
- Probe: ES3DV3 - SN3279; ConvF(6.44, 6.44, 6.44); Calibrated: 2020.6.2
- Sensor-Surface: 3mm (Mechanical Surface Detection)
- Electronics: DAE4 Sn1303; Calibrated: 2020.7.7
- Phantom: SAM2; Type: SAM; Serial: TP-1503
- Measurement SW: DASY52, Version 52.10 (4); SEMCAD X Version 14.6.14 (7483)

**Area Scan (71x81x1):** Interpolated grid: dx=1.500 mm, dy=1.500 mm
Maximum value of SAR (interpolated) = 0.300 W/kg

**Zoom Scan (5x5x7)/Cube 0:** Measurement grid: dx=8mm, dy=8mm, dz=5mm
Reference Value = 17.84 V/m; Power Drift = 0.04 dB
Peak SAR (extrapolated) = 0.355 W/kg
**SAR(1 g) = 0.273 W/kg; SAR(10 g) = 0.206 W/kg**
Maximum value of SAR (measured) = 0.301 W/kg

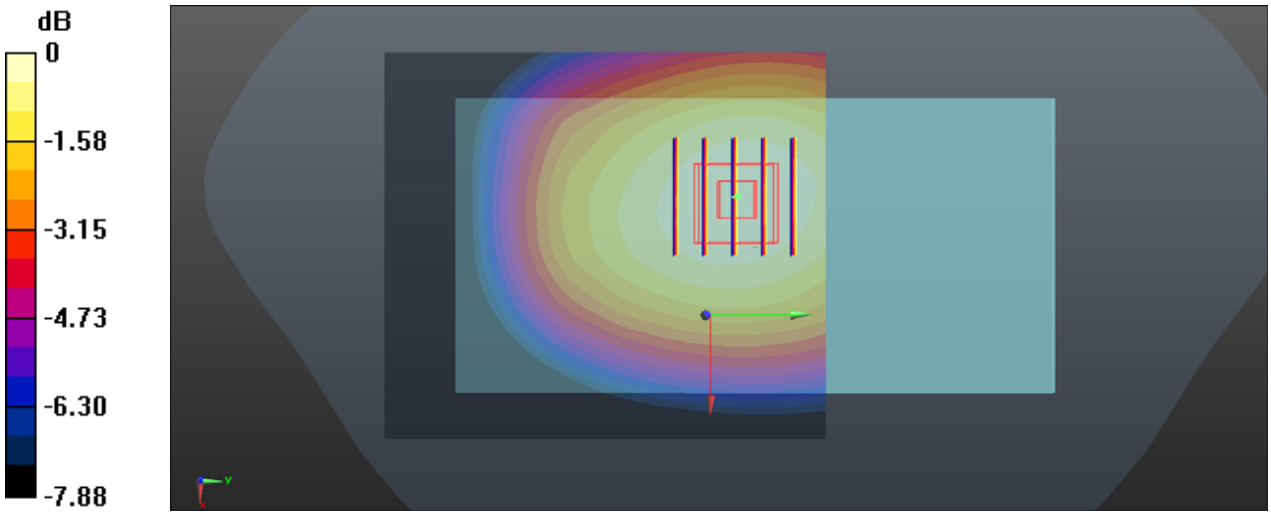


0 dB = 0.301 W/kg = -5.21 dBW/kg

Test Laboratory: Sporton International Inc. SAR/HAC Testing Lab Date: 2020.8.17

**52_LTE Band 25_20M_QPSK_1RB_0offset_Back_15mm_Ch26590**

Communication System: UID 0, LTE-FDD (0); Frequency: 1905 MHz;Duty Cycle: 1:1
Medium: HSL_1900 Medium parameters used: f = 1905 MHz; $\sigma$ = 1.435 S/m; $\varepsilon_r$ = 39.084; $\rho$ = 1000 kg/m$^3$
Ambient Temperature：23.5 °C; Liquid Temperature：22.9 °C

DASY5 Configuration:
- Probe: ES3DV3 - SN3279; ConvF(5.16, 5.16, 5.16); Calibrated: 2020.6.2
- Sensor-Surface: 3mm (Mechanical Surface Detection)
- Electronics: DAE4 Sn1303; Calibrated: 2020.7.7
- Phantom: SAM2; Type: SAM; Serial: TP-1503
- Measurement SW: DASY52, Version 52.10 (4); SEMCAD X Version 14.6.14 (7483)

**Area Scan (71x71x1):** Interpolated grid: dx=1.500 mm, dy=1.500 mm
Maximum value of SAR (interpolated) = 0.574 W/kg

**Zoom Scan (5x5x7)/Cube 0:** Measurement grid: dx=8mm, dy=8mm, dz=5mm
Reference Value = 7.343 V/m; Power Drift = -0.02 dB
Peak SAR (extrapolated) = 0.752 W/kg
**SAR(1 g) = 0.478 W/kg; SAR(10 g) = 0.287 W/kg**
Maximum value of SAR (measured) = 0.571 W/kg

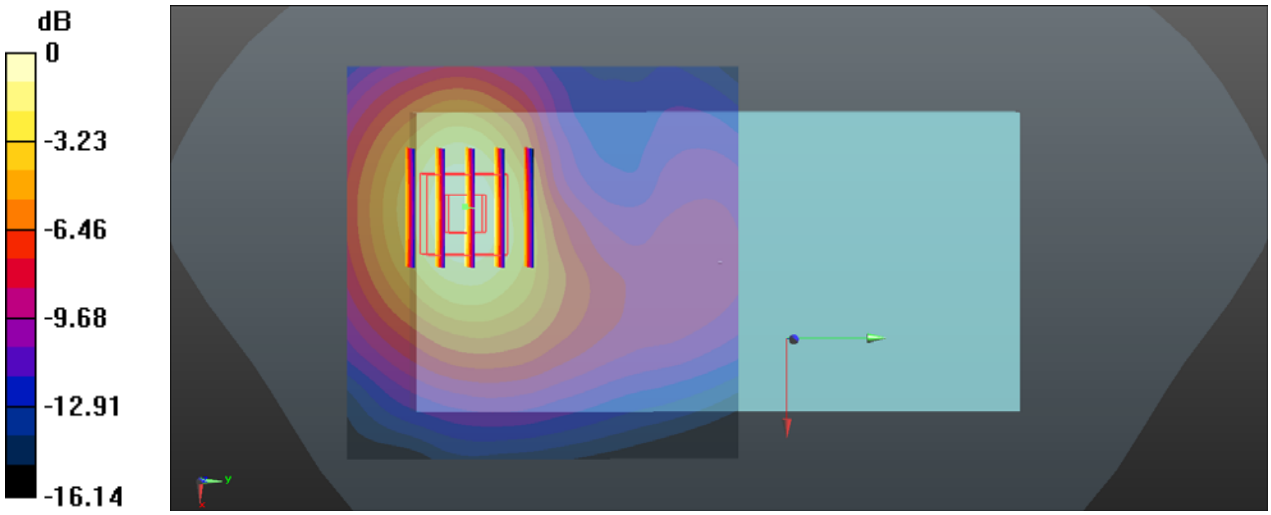


0 dB = 0.571 W/kg = -2.43 dBW/kg

Test Laboratory: Sporton International Inc. SAR/HAC Testing Lab Date: 2020.8.11

**53_LTE Band 26_15M_QPSK_1RB_0offset_Back_15mm_Ch26865**

Communication System: UID 0, LTE-FDD (0); Frequency: 831.5 MHz;Duty Cycle: 1:1
Medium: HSL_850 Medium parameters used: f = 831.5 MHz; $\sigma$ = 0.912 S/m; $\varepsilon_r$ = 41.318; $\rho$ = 1000 kg/m$^3$
Ambient Temperature：23.4 °C; Liquid Temperature：22.6 °C

DASY5 Configuration:
- Probe: ES3DV3 - SN3279; ConvF(6.25, 6.25, 6.25); Calibrated: 2020.6.2
- Sensor-Surface: 3mm (Mechanical Surface Detection)
- Electronics: DAE4 Sn1303; Calibrated: 2020.7.7
- Phantom: SAM2; Type: SAM; Serial: TP-1503
- Measurement SW: DASY52, Version 52.10 (4); SEMCAD X Version 14.6.14 (7483)

**Area Scan (71x81x1):** Interpolated grid: dx=1.500 mm, dy=1.500 mm
Maximum value of SAR (interpolated) = 0.319 W/kg

**Zoom Scan (5x5x7)/Cube 0:** Measurement grid: dx=8mm, dy=8mm, dz=5mm
Reference Value = 18.77 V/m; Power Drift = 0.02 dB
Peak SAR (extrapolated) = 0.367 W/kg
**SAR(1 g) = 0.288 W/kg; SAR(10 g) = 0.218 W/kg**
Maximum value of SAR (measured) = 0.317 W/kg

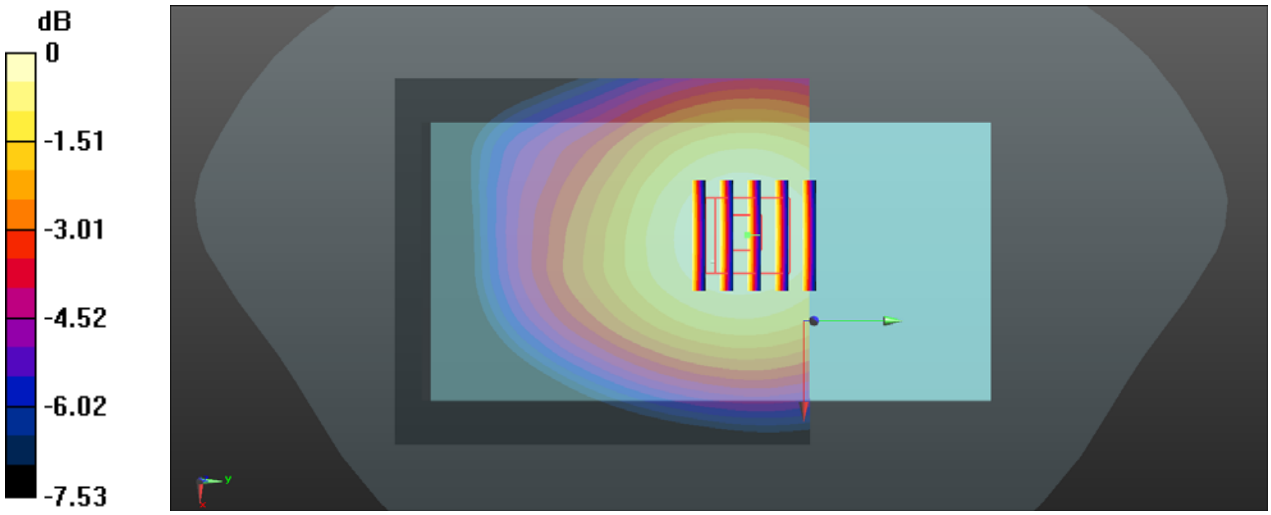


0 dB = 0.317 W/kg = -4.99 dBW/kg

Test Laboratory: Sporton International Inc. SAR/HAC Testing Lab Date: 2020.8.24

**54_LTE Band 41_20M_QPSK_1RB_0offset_Back_15mm_Ch41490**

Communication System: UID 0, LTE-TDD (0); Frequency: 2680 MHz;Duty Cycle: 1:1.59
Medium: HSL_2600 Medium parameters used: f = 2680 MHz; $\sigma$ = 1.985 S/m; $\varepsilon_r$ = 38.833; $\rho$ = 1000 kg/m$^3$
Ambient Temperature：23.3 ℃; Liquid Temperature：22.7 ℃

DASY5 Configuration:
- Probe: ES3DV3 - SN3279; ConvF(4.54, 4.54, 4.54); Calibrated: 2020.6.2
- Sensor-Surface: 3mm (Mechanical Surface Detection)
- Electronics: DAE4 Sn1303; Calibrated: 2020.7.7
- Phantom: SAM2; Type: SAM; Serial: TP-1503
- Measurement SW: DASY52, Version 52.10 (4); SEMCAD X Version 14.6.14 (7483)

**Area Scan (91x91x1):** Interpolated grid: dx=1.200 mm, dy=1.200 mm
Maximum value of SAR (interpolated) = 0.589 W/kg

**Zoom Scan (7x7x7)/Cube 0:** Measurement grid: dx=5mm, dy=5mm, dz=5mm
Reference Value = 4.183 V/m; Power Drift = -0.09 dB
Peak SAR (extrapolated) = 0.834 W/kg
**SAR(1 g) = 0.463 W/kg; SAR(10 g) = 0.253 W/kg**
Maximum value of SAR (measured) = 0.573 W/kg

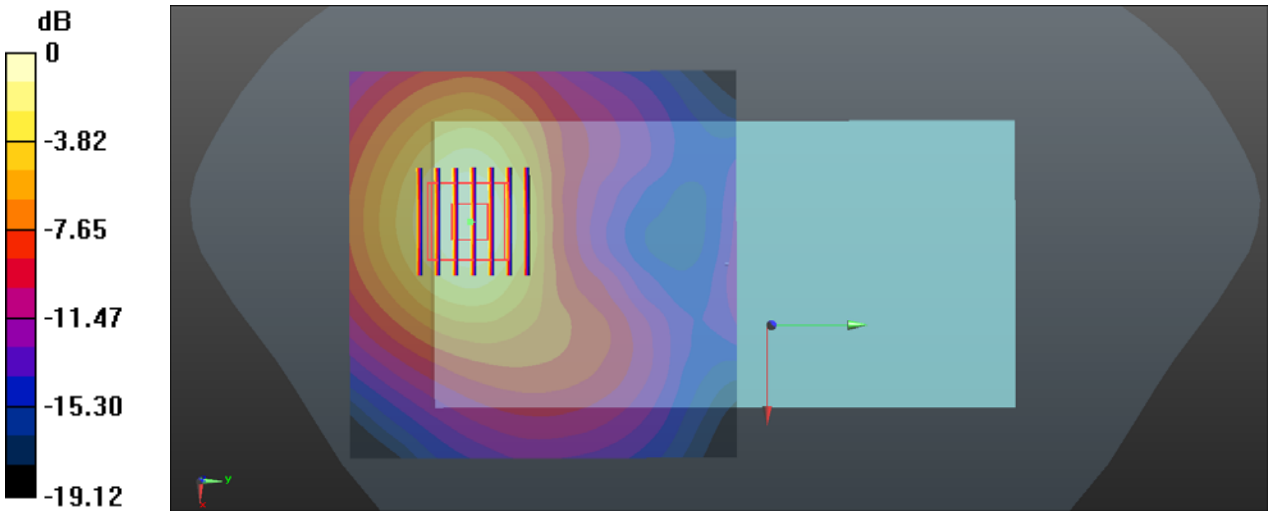


0 dB = 0.573 W/kg = -2.42 dBW/kg

Test Laboratory: Sporton International Inc. SAR/HAC Testing Lab Date: 2020.8.11

**55_WLAN2.4GHz_802.11n-HT20 MCS0_Back_15mm_Ch6**

Communication System: UID 0, 802.11n (0); Frequency: 2437 MHz;Duty Cycle: 1:1.06
Medium: HSL_2450 Medium parameters used: f = 2437 MHz; $\sigma$ = 1.812 S/m; $\varepsilon_r$ = 39.229; $\rho$ = 1000 kg/m$^3$
Ambient Temperature：23.3 ℃; Liquid Temperature：22.6 ℃

DASY5 Configuration:
- Probe: EX3DV4 - SN7592; ConvF(7.57, 7.57, 7.57); Calibrated: 2020.5.22
- Sensor-Surface: 1.4mm (Mechanical Surface Detection)
- Electronics: DAE4 Sn656; Calibrated: 2019.12.17
- Phantom: SAM1; Type: SAM; Serial: TP-1753
- Measurement SW: DASY52, Version 52.10 (4); SEMCAD X Version 14.6.14 (7483)

**Area Scan (91x171x1):** Interpolated grid: dx=1.200 mm, dy=1.200 mm
Maximum value of SAR (interpolated) = 0.277 W/kg

**Zoom Scan (7x7x7)/Cube 0:** Measurement grid: dx=5mm, dy=5mm, dz=5mm
Reference Value = 8.244 V/m; Power Drift = 0.08 dB
Peak SAR (extrapolated) = 0.323 W/kg
**SAR(1 g) = 0.181 W/kg; SAR(10 g) = 0.102 W/kg**
Maximum value of SAR (measured) = 0.267 W/kg

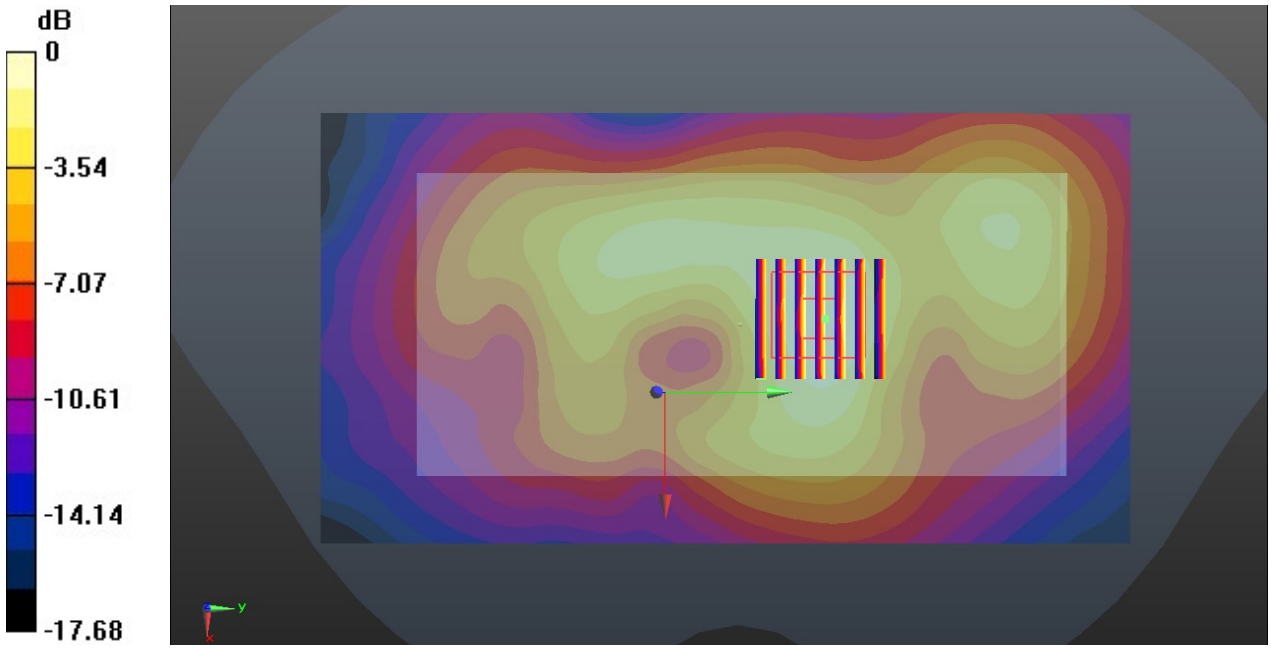


0 dB = 0.267 W/kg = -5.73 dBW/kg

Test Laboratory: Sporton International Inc. SAR/HAC Testing Lab Date: 2020.8.11

**56_Bluetooth_1Mbps_Back_15mm_Ch39**

Communication System: UID 0, Bluetooth (0); Frequency: 2441 MHz;Duty Cycle: 1:1.292
Medium: HSL_2450 Medium parameters used: f = 2441 MHz; $\sigma$ = 1.815 S/m; $\varepsilon_r$ = 39.216; $\rho$ = 1000 kg/m$^3$
Ambient Temperature：23.3 °C; Liquid Temperature：22.6 °C

DASY5 Configuration:
- Probe: EX3DV4 - SN7592; ConvF(7.57, 7.57, 7.57); Calibrated: 2020.5.22
- Sensor-Surface: 1.4mm (Mechanical Surface Detection)
- Electronics: DAE4 Sn656; Calibrated: 2019.12.17
- Phantom: SAM1; Type: SAM; Serial: TP-1753
- Measurement SW: DASY52, Version 52.10 (4); SEMCAD X Version 14.6.14 (7483)

**Area Scan (91x121x1):** Interpolated grid: dx=1.200 mm, dy=1.200 mm
Maximum value of SAR (interpolated) = 0.0537 W/kg

**Zoom Scan (7x7x7)/Cube 0:** Measurement grid: dx=5mm, dy=5mm, dz=5mm
Reference Value = 2.901 V/m; Power Drift = 0.08 dB
Peak SAR (extrapolated) = 0.0630 W/kg
**SAR(1 g) = 0.036 W/kg; SAR(10 g) = 0.020 W/kg**
Maximum value of SAR (measured) = 0.0523 W/kg

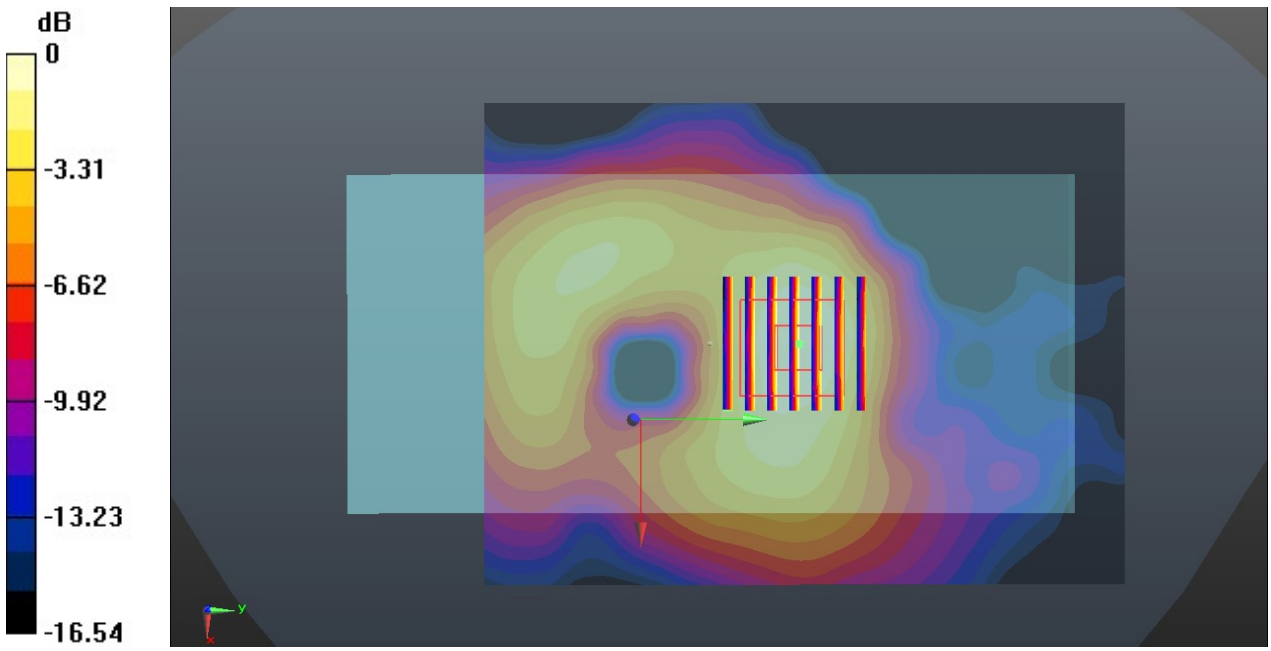


0 dB = 0.0523 W/kg = -12.81 dBW/kg

Test Laboratory: Sporton International Inc. SAR/HAC Testing Lab Date: 2020.8.12

**57_WLAN5GHz_802.11n-HT20 MCS0_Front_15mm_Ch64**

Communication System: UID 0, 802.11n (0); Frequency: 5320 MHz;Duty Cycle: 1:1.056
Medium: HSL_5000 Medium parameters used: f = 5320 MHz; $\sigma$ = 4.623 S/m; $\varepsilon_r$ = 34.679; $\rho$ = 1000 kg/m$^3$
Ambient Temperature：23.4 °C; Liquid Temperature：22.6 °C

DASY5 Configuration:
- Probe: EX3DV4 - SN7592; ConvF(5.24, 5.24, 5.24); Calibrated: 2020.5.22
- Sensor-Surface: 1.4mm (Mechanical Surface Detection)
- Electronics: DAE4 Sn656; Calibrated: 2019.12.17
- Phantom: SAM1; Type: SAM; Serial: TP-1753
- Measurement SW: DASY52, Version 52.10 (4); SEMCAD X Version 14.6.14 (7483)

**Area Scan (111x201x1):** Interpolated grid: dx=1.000 mm, dy=1.000 mm
Maximum value of SAR (interpolated) = 0.341 W/kg

**Zoom Scan (7x7x7)/Cube 0:** Measurement grid: dx=4mm, dy=4mm, dz=1.4mm
Reference Value = 3.154 V/m; Power Drift = -0.06 dB
Peak SAR (extrapolated) = 0.515 W/kg
**SAR(1 g) = 0.153 W/kg; SAR(10 g) = 0.065 W/kg**
Maximum value of SAR (measured) = 0.320 W/kg

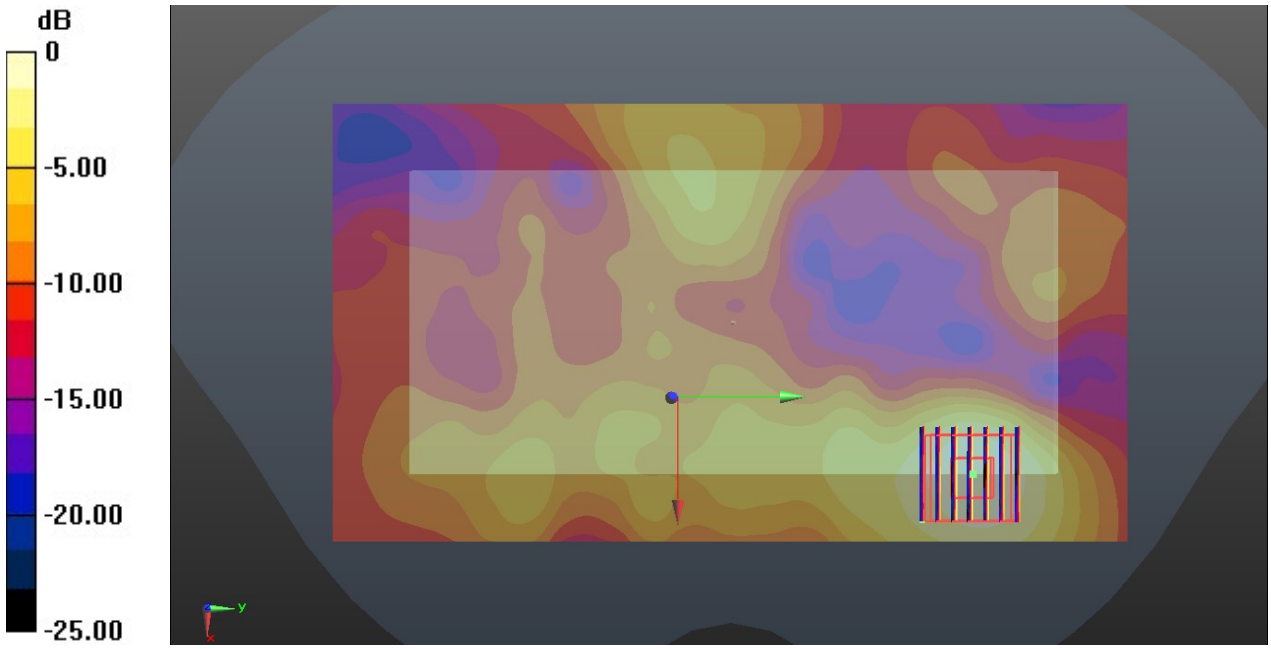


0 dB = 0.320 W/kg = -4.95 dBW/kg