P04 T-Coil_WCDMA IV_Ch1413_AMR4.75kbps_Freq Resp

Communication System: WCDMA; Frequency: 1732.6 MHz;Duty Cycle: 1:1
Medium: Air Medium parameters used: $\sigma = 0$ S/m, $\varepsilon_r = 1$; $\rho = 0$ kg/m^3
Ambient Temperature：23.5℃

DASY5 Configuration:
- Probe: AM1DV3 - 3144; ; Calibrated: 9/21/2020
- Sensor-Surface: 0mm (Fix Surface)
- Electronics: DAE4 Sn1633; Calibrated: 9/28/2020
- Phantom: HAC Test Arch with AMCC; Type: SD HAC P01 BA;
- Measurement SW: DASY52, Version 52.10 (4); SEMCAD X Version 14.6.14 (7483)

General Scans/z (axial) wideband at best S/N/ABM Freq Resp(x,y,z,f) (1x1x1):

Measurement grid: dx=10mm, dy=10mm

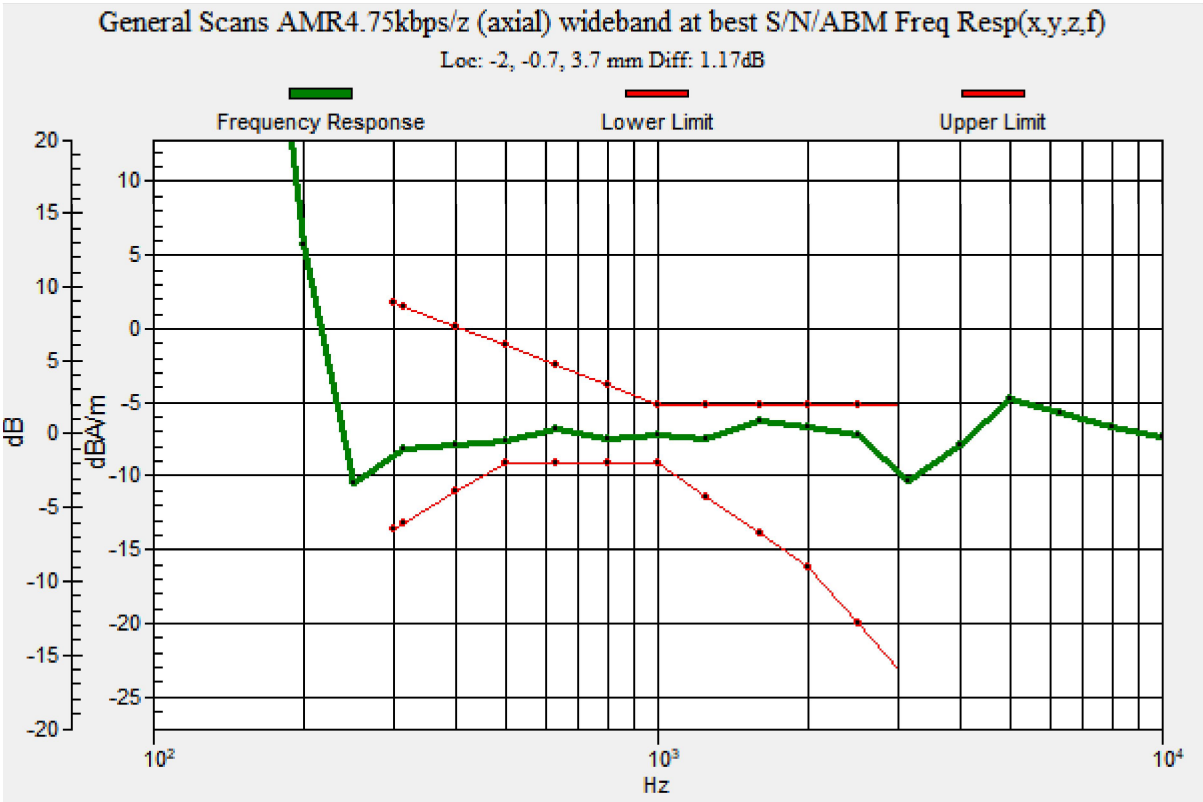

P05 T-Coil_WCDMA V_Ch4182_AMR4.75kbps_Axial (Z)

Communication System: WCDMA; Frequency: 836.4 MHz;Duty Cycle: 1:1
Medium: Air Medium parameters used: $\sigma = 0$ S/m, $\varepsilon_r = 1$; $\rho = 0$ kg/m^3
Ambient Temperature：23.5°C

DASY5 Configuration:
- Probe: AM1DV3 - 3144; ; Calibrated: 9/21/2020
- Sensor-Surface: 0mm (Fix Surface)
- Electronics: DAE4 Sn1633; Calibrated: 9/28/2020
- Phantom: HAC Test Arch with AMCC; Type: SD HAC P01 BA;
- Measurement SW: DASY52, Version 52.10 (4); SEMCAD X Version 14.6.14 (7483)

General Scans/z (axial) 4.2mm 50 x 50/ABM SNR(x,y,z) (13x13x1): Measurement grid: dx=10mm, dy=10mm
ABM1/ABM2 = 49.28 dB
ABM1 comp = 0.38 dBA/m
Location: -4.2, 0, 3.7 mm

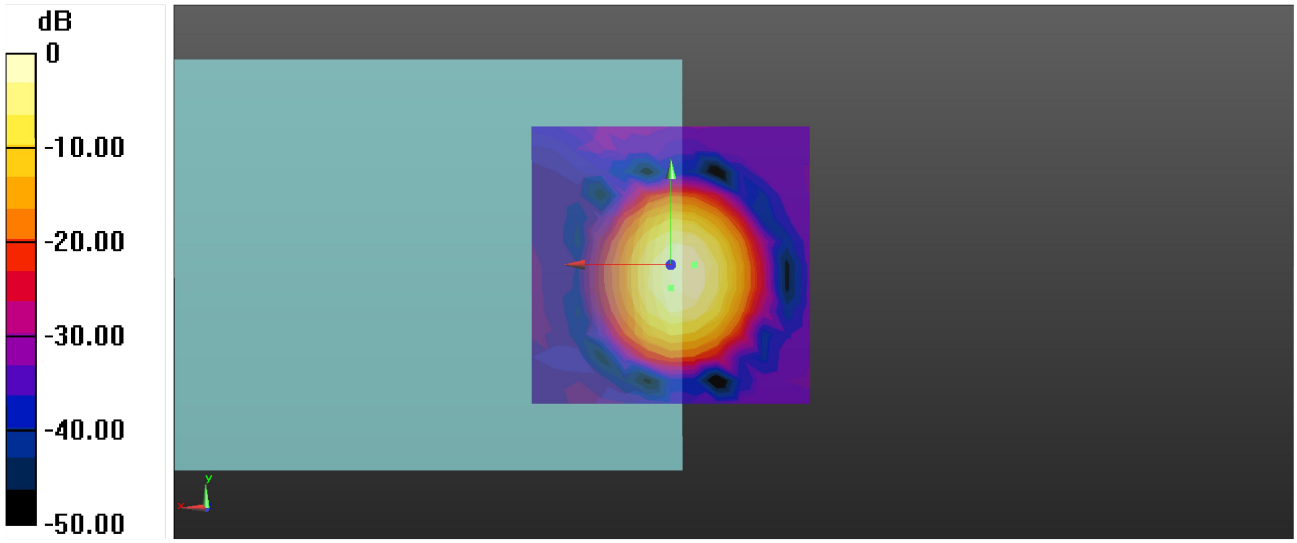

0 dB = 291.2 = 49.28 dB

P05 T-Coil_WCDMA V_Ch4182_AMR4.75kbps_Radial (Y)

Communication System: WCDMA; Frequency: 836.4 MHz;Duty Cycle: 1:1
Medium: Air Medium parameters used: $\sigma = 0$ S/m, $\varepsilon_r = 1$; $\rho = 0$ kg/m^3
Ambient Temperature：23.5°C

DASY5 Configuration:
- Probe: AM1DV3 - 3144; ; Calibrated: 9/21/2020
- Sensor-Surface: 0mm (Fix Surface)
- Electronics: DAE4 Sn1633; Calibrated: 9/28/2020
- Phantom: HAC Test Arch with AMCC; Type: SD HAC P01 BA;
- Measurement SW: DASY52, Version 52.10 (4); SEMCAD X Version 14.6.14 (7483)

General Scans/y (transversal) 4.2mm 50 x 50/ABM SNR(x,y,z) (13x13x1):

Measurement grid: dx=10mm, dy=10mm
ABM1/ABM2 = 44.28 dB
ABM1 comp = -8.42 dBA/m
Location: -4.2, 4.2, 3.7 mm

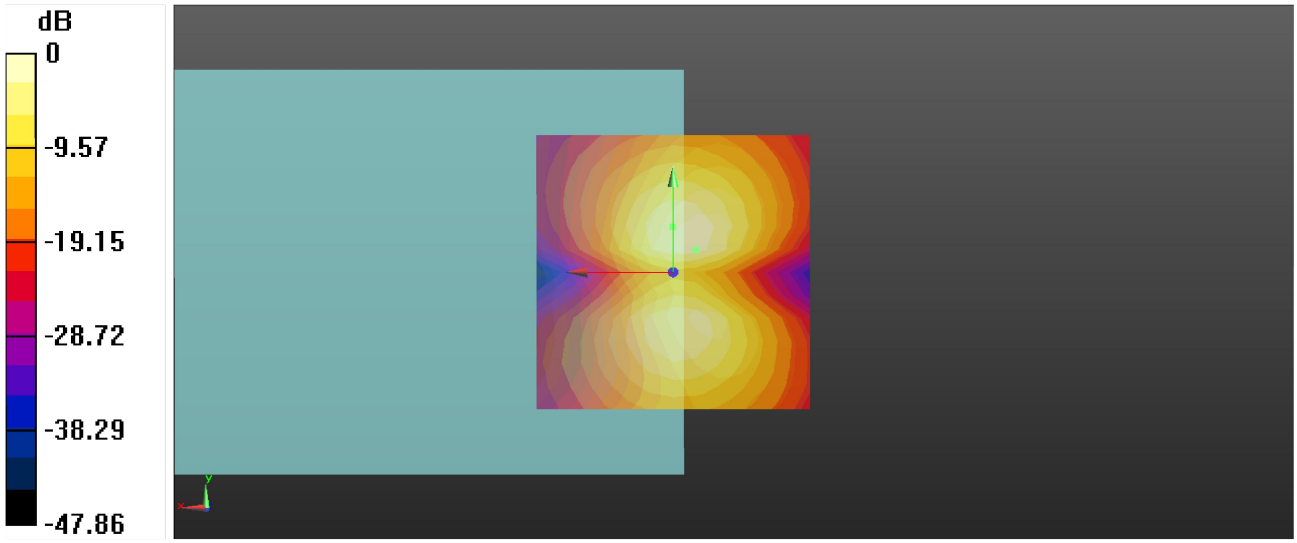

0 dB = 163.6 = 44.28 dB

P05 T-Coil_WCDMA V_Ch4182_AMR4.75kbps_Freq Resp

Communication System: WCDMA; Frequency: 836.4 MHz;Duty Cycle: 1:1
Medium: Air Medium parameters used: $\sigma = 0$ S/m, $\varepsilon_r = 1$; $\rho = 0$ kg/m^3
Ambient Temperature：23.5℃

DASY5 Configuration:
- Probe: AM1DV3 - 3144; ; Calibrated: 9/21/2020
- Sensor-Surface: 0mm (Fix Surface)
- Electronics: DAE4 Sn1633; Calibrated: 9/28/2020
- Phantom: HAC Test Arch with AMCC; Type: SD HAC P01 BA;
- Measurement SW: DASY52, Version 52.10 (4); SEMCAD X Version 14.6.14 (7483)

General Scans/z (axial) wideband at best S/N/ABM Freq Resp(x,y,z,f) (1x1x1):

Measurement grid: dx=10mm, dy=10mm

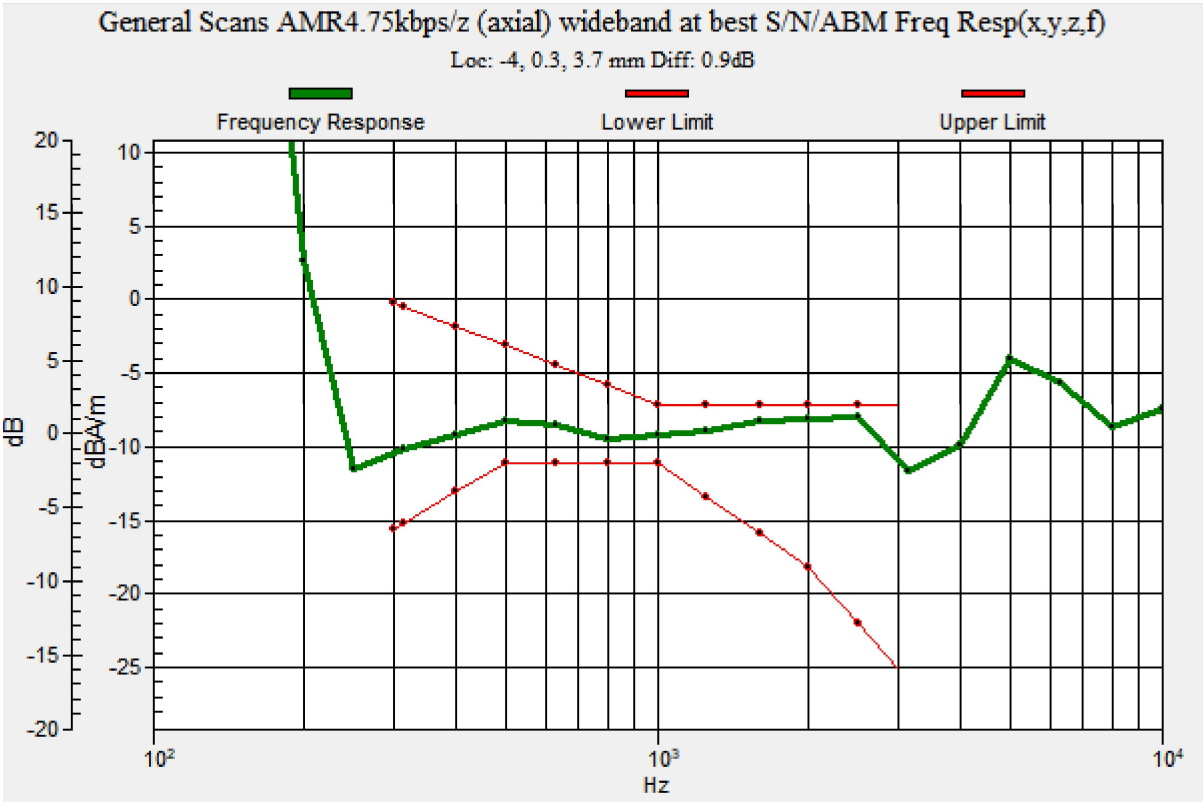

P06 T-Coil_LTE 2_QPSK20M_Ch18900_1RB_OS0_EVS NB 5.9kbps_Axial (Z)

Communication System: LTE; Frequency: 1880 MHz;Duty Cycle: 1:1
Medium: Air Medium parameters used: $\sigma = 0$ S/m, $\varepsilon_r = 1$; $\rho = 0$ kg/m^3
Ambient Temperature：23.5°C

DASY5 Configuration:
- Probe: AM1DV3 - 3144; ; Calibrated: 9/21/2020
- Sensor-Surface: 0mm (Fix Surface)
- Electronics: DAE4 Sn1633; Calibrated: 9/28/2020
- Phantom: HAC Test Arch with AMCC; Type: SD HAC P01 BA;
- Measurement SW: DASY52, Version 52.10 (4); SEMCAD X Version 14.6.14 (7483)

General Scans/z (axial) 4.2mm 50 x 50/ABM SNR(x,y,z) (13x13x1): Measurement grid: dx=10mm, dy=10mm
ABM1/ABM2 = 49.24 dB
ABM1 comp = 3.47 dBA/m
Location: 0, 0, 3.7 mm

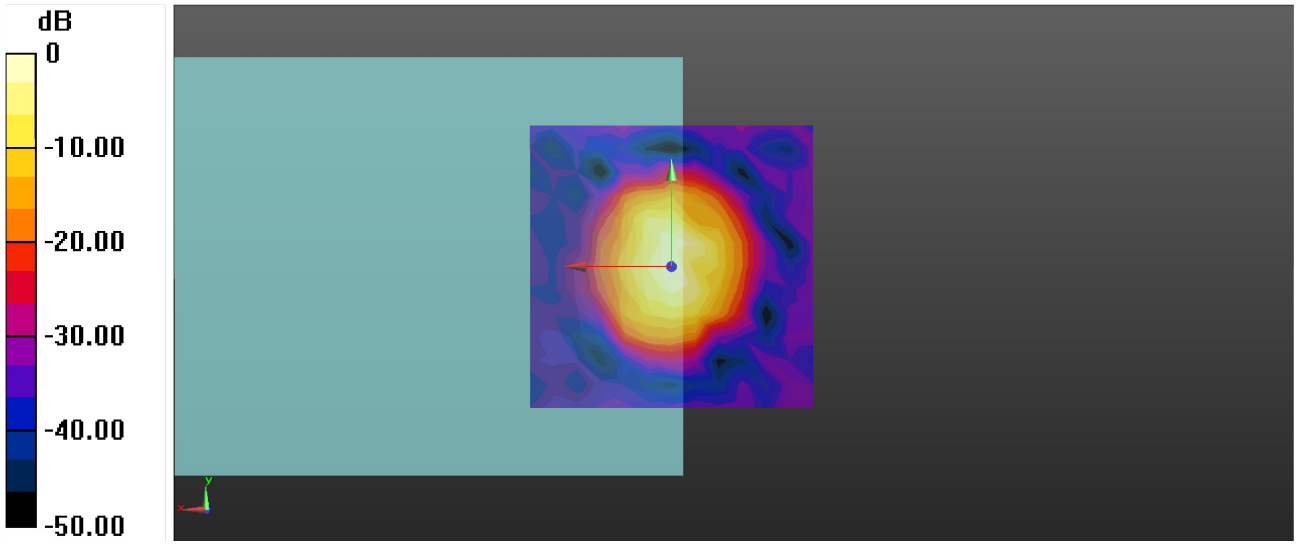

0 dB = 289.6 = 49.24 dB

P06 T-Coil_LTE 2_QPSK20M_Ch18900_1RB_OS0_EVS NB 5.9kbps_Radial (Y)

Communication System: LTE; Frequency: 1880 MHz;Duty Cycle: 1:1
Medium: Air Medium parameters used: $\sigma = 0$ S/m, $\varepsilon_r = 1$; $\rho = 0$ kg/m^3
Ambient Temperature：23.5°C

DASY5 Configuration:
- Probe: AM1DV3 - 3144; ; Calibrated: 9/21/2020
- Sensor-Surface: 0mm (Fix Surface)
- Electronics: DAE4 Sn1633; Calibrated: 9/28/2020
- Phantom: HAC Test Arch with AMCC; Type: SD HAC P01 BA;
- Measurement SW: DASY52, Version 52.10 (4); SEMCAD X Version 14.6.14 (7483)

General Scans/y (transversal) 4.2mm 50 x 50/ABM SNR(x,y,z) (13x13x1):

Measurement grid: dx=10mm, dy=10mm
ABM1/ABM2 = 44.35 dB
ABM1 comp = -4.88 dBA/m
Location: 0, 8.3, 3.7 mm

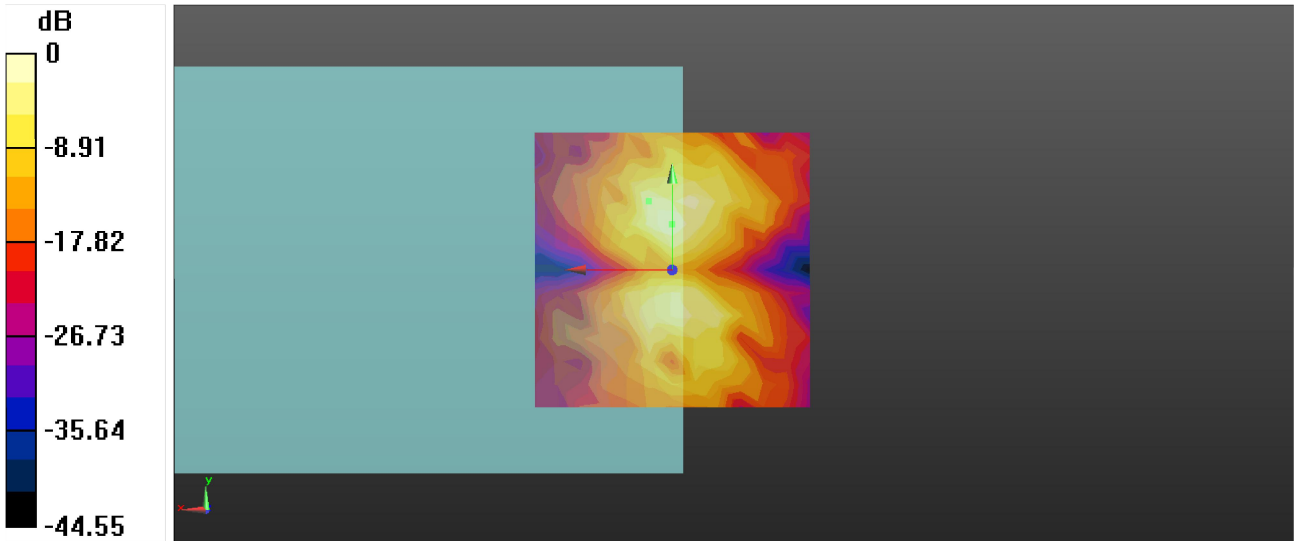

0 dB = 165.1 = 44.35 dB

P06 T-Coil_LTE 2_QPSK20M_Ch18900_1RB_OS0_EVS NB 5.9kbps_Freq Resp

Communication System: LTE; Frequency: 1880 MHz;Duty Cycle: 1:1
Medium: Air Medium parameters used: $\sigma = 0$ S/m, $\varepsilon_r = 1$; $\rho = 0$ kg/m^3
Ambient Temperature：23.5℃

DASY5 Configuration:
- Probe: AM1DV3 - 3144; ; Calibrated: 9/21/2020
- Sensor-Surface: 0mm (Fix Surface)
- Electronics: DAE4 Sn1633; Calibrated: 9/28/2020
- Phantom: HAC Test Arch with AMCC; Type: SD HAC P01 BA;
- Measurement SW: DASY52, Version 52.10 (4); SEMCAD X Version 14.6.14 (7483)

General Scans/z (axial) wideband at best S/N/ABM Freq Resp(x,y,z,f) (1x1x1):

Measurement grid: dx=10mm, dy=10mm

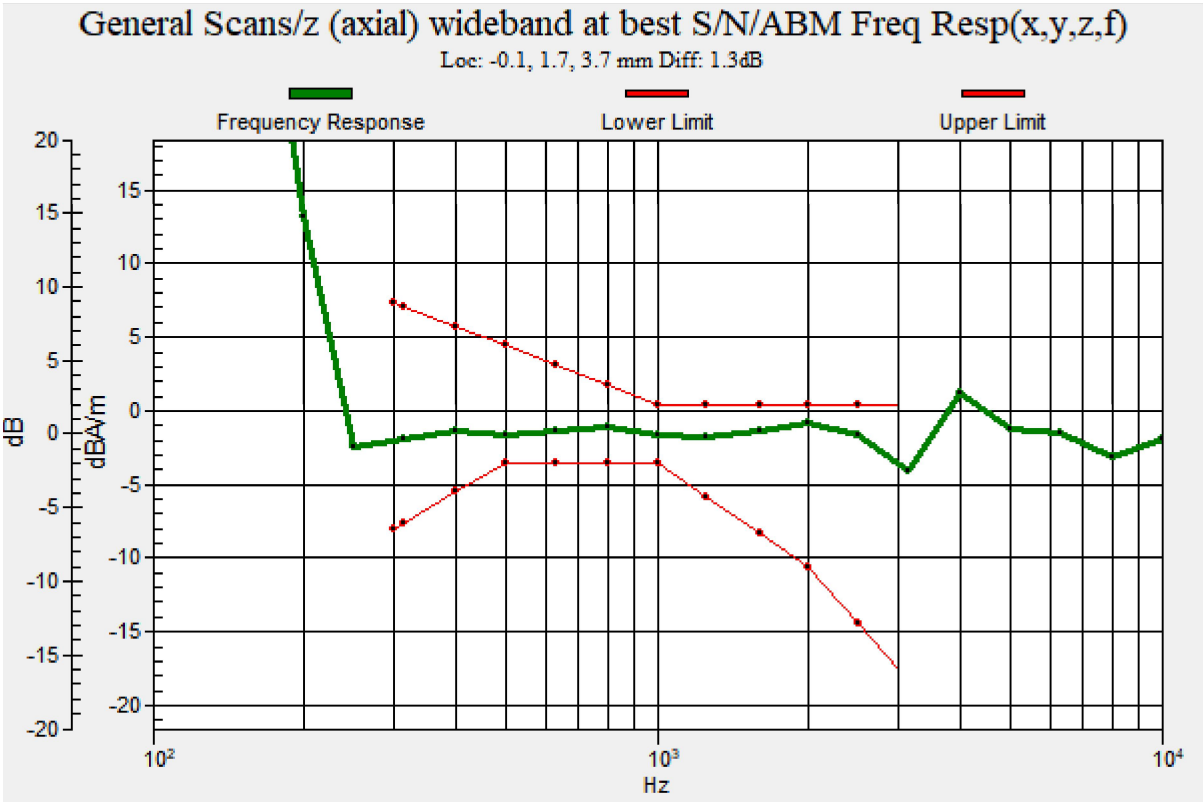

P07 T-Coil_LTE 4_QPSK20M_Ch20175_1RB_OS0_EVS NB 5.9kbps_Axial (Z)

Communication System: LTE; Frequency: 1732.5 MHz;Duty Cycle: 1:1
Medium: Air Medium parameters used: $\sigma = 0$ S/m, $\varepsilon_r = 1$; $\rho = 0$ kg/m^3
Ambient Temperature：23.5°C

DASY5 Configuration:
- Probe: AM1DV3 - 3144; ; Calibrated: 9/21/2020
- Sensor-Surface: 0mm (Fix Surface)
- Electronics: DAE4 Sn1633; Calibrated: 9/28/2020
- Phantom: HAC Test Arch with AMCC; Type: SD HAC P01 BA;
- Measurement SW: DASY52, Version 52.10 (4); SEMCAD X Version 14.6.14 (7483)

General Scans/z (axial) 4.2mm 50 x 50/ABM SNR(x,y,z) (13x13x1): Measurement grid: dx=10mm, dy=10mm
ABM1/ABM2 = 51.46 dB
ABM1 comp = 3.15 dBA/m
Location: 0, 4.2, 3.7 mm

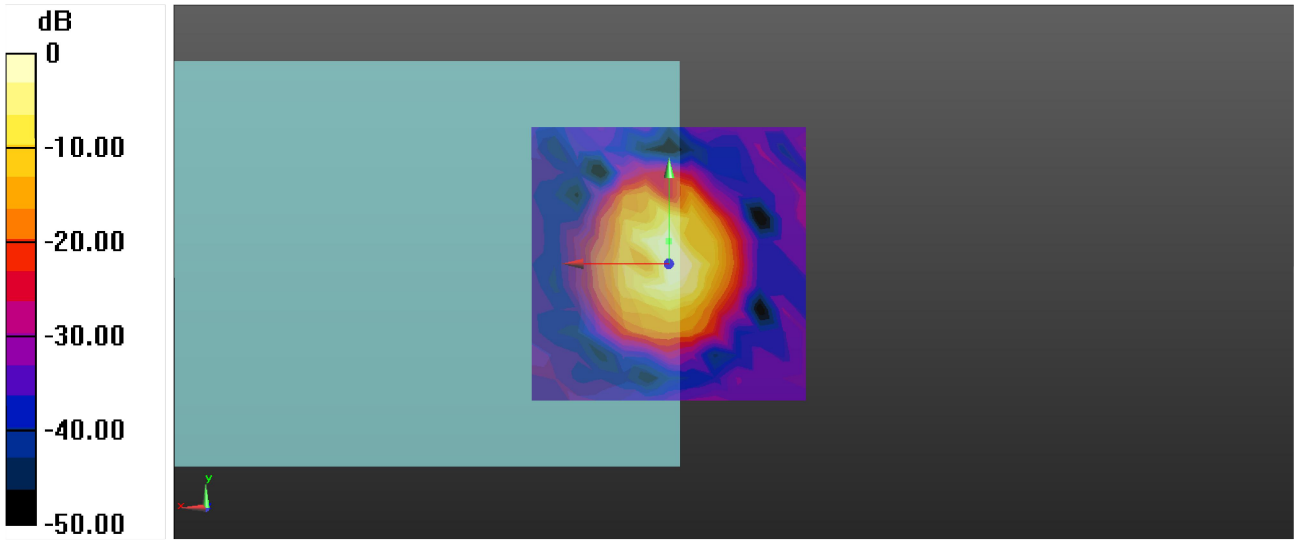

0 dB = 374.1 = 51.46 dB

P07 T-Coil_LTE 4_QPSK20M_Ch20175_1RB_OS0_EVS NB 5.9kbps_Radial (Y)

Communication System: LTE; Frequency: 1732.5 MHz;Duty Cycle: 1:1
Medium: Air Medium parameters used: $\sigma = 0$ S/m, $\varepsilon_r = 1$; $\rho = 0$ kg/m^3
Ambient Temperature：23.5°C

DASY5 Configuration:
- Probe: AM1DV3 - 3144; ; Calibrated: 9/21/2020
- Sensor-Surface: 0mm (Fix Surface)
- Electronics: DAE4 Sn1633; Calibrated: 9/28/2020
- Phantom: HAC Test Arch with AMCC; Type: SD HAC P01 BA;
- Measurement SW: DASY52, Version 52.10 (4); SEMCAD X Version 14.6.14 (7483)

General Scans/y (transversal) 4.2mm 50 x 50/ABM SNR(x,y,z) (13x13x1):

Measurement grid: dx=10mm, dy=10mm
ABM1/ABM2 = 46.36 dB
ABM1 comp = -5.83 dBA/m
Location: -4.2, 8.3, 3.7 mm

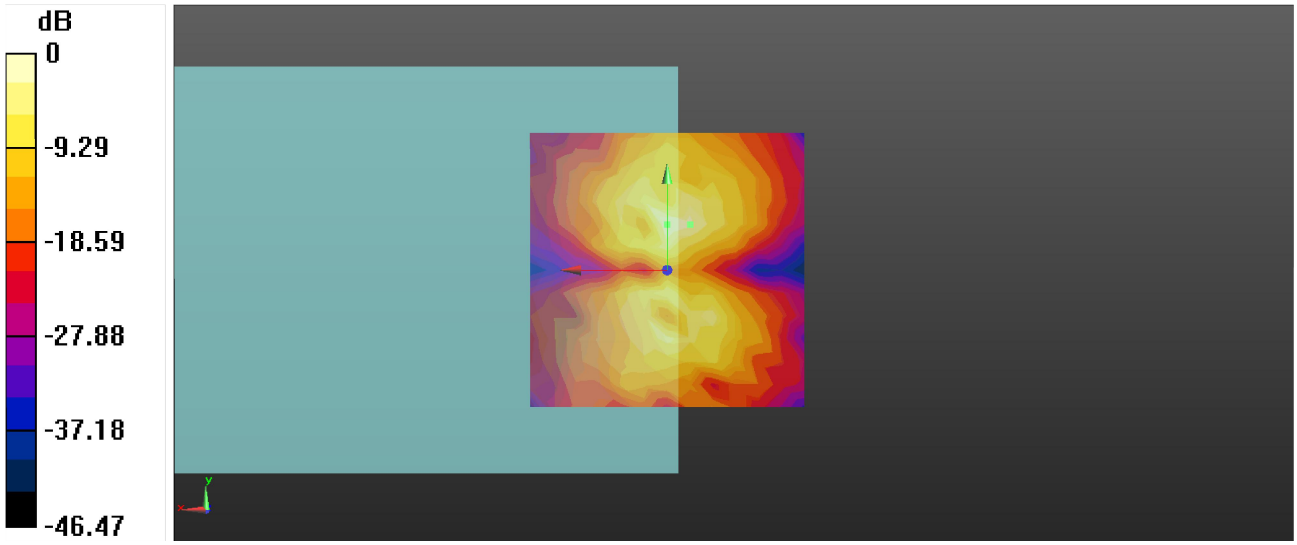

0 dB = 208.1 = 46.36 dB

P07 T-Coil_LTE 4_QPSK20M_Ch20175_1RB_OS0_EVS NB 5.9kbps_Freq Resp

Communication System: LTE; Frequency: 1732.5 MHz;Duty Cycle: 1:1
Medium: Air Medium parameters used: $\sigma = 0$ S/m, $\varepsilon_r = 1$; $\rho = 0$ kg/m^3
Ambient Temperature：23.5℃

DASY5 Configuration:
- Probe: AM1DV3 - 3144; ; Calibrated: 9/21/2020
- Sensor-Surface: 0mm (Fix Surface)
- Electronics: DAE4 Sn1633; Calibrated: 9/28/2020
- Phantom: HAC Test Arch with AMCC; Type: SD HAC P01 BA;
- Measurement SW: DASY52, Version 52.10 (4); SEMCAD X Version 14.6.14 (7483)

General Scans/z (axial) wideband at best S/N/ABM Freq Resp(x,y,z,f) (1x1x1):

Measurement grid: dx=10mm, dy=10mm

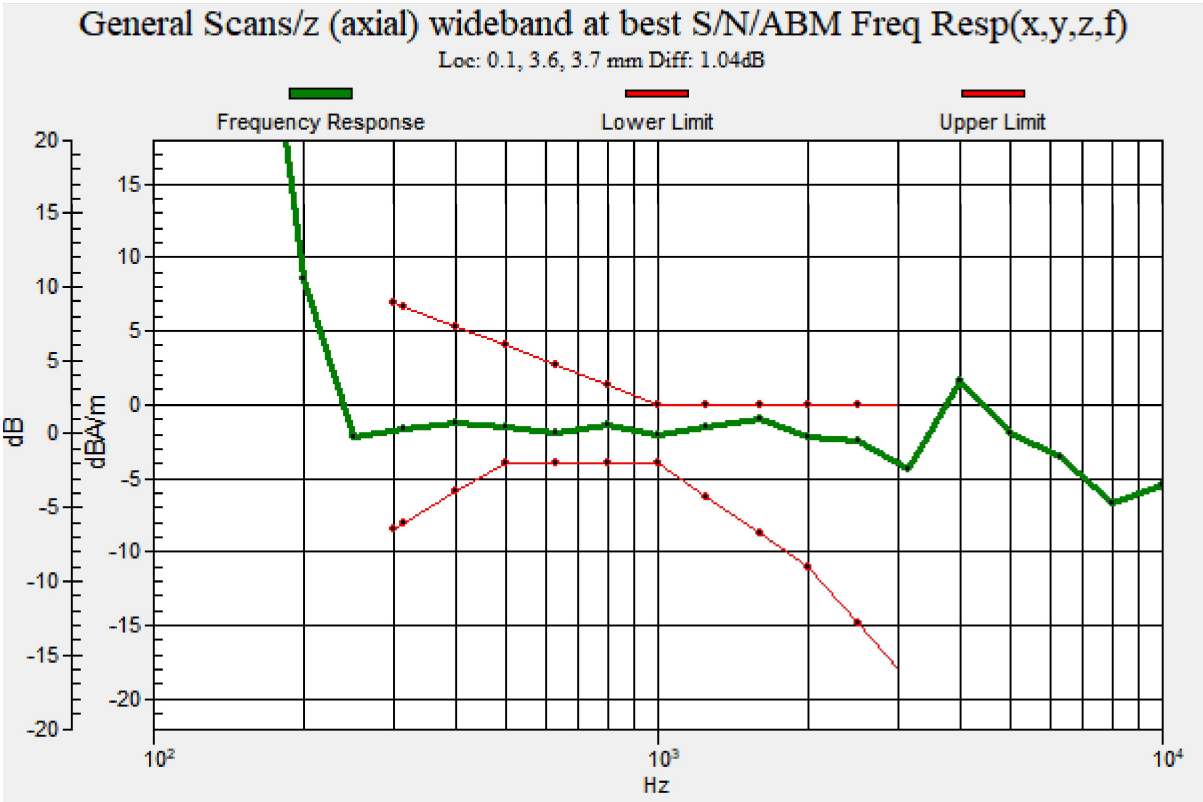

P08 T-Coil_LTE 5_QPSK10M_Ch20525_1RB_OS0_EVS NB 5.9kbps_Axial (Z)

Communication System: LTE; Frequency: 836.5 MHz;Duty Cycle: 1:1
Medium: Air Medium parameters used: $\sigma = 0$ S/m, $\varepsilon_r = 1$; $\rho = 0$ kg/m^3
Ambient Temperature：23.5°C

DASY5 Configuration:
- Probe: AM1DV3 - 3144; ; Calibrated: 9/21/2020
- Sensor-Surface: 0mm (Fix Surface)
- Electronics: DAE4 Sn1633; Calibrated: 9/28/2020
- Phantom: HAC Test Arch with AMCC; Type: SD HAC P01 BA;
- Measurement SW: DASY52, Version 52.10 (4); SEMCAD X Version 14.6.14 (7483)

General Scans/z (axial) 4.2mm 50 x 50/ABM SNR(x,y,z) (13x13x1): Measurement grid: dx=10mm, dy=10mm
ABM1/ABM2 = 50.88 dB
ABM1 comp = 4.82 dBA/m
Location: 0, 0, 3.7 mm

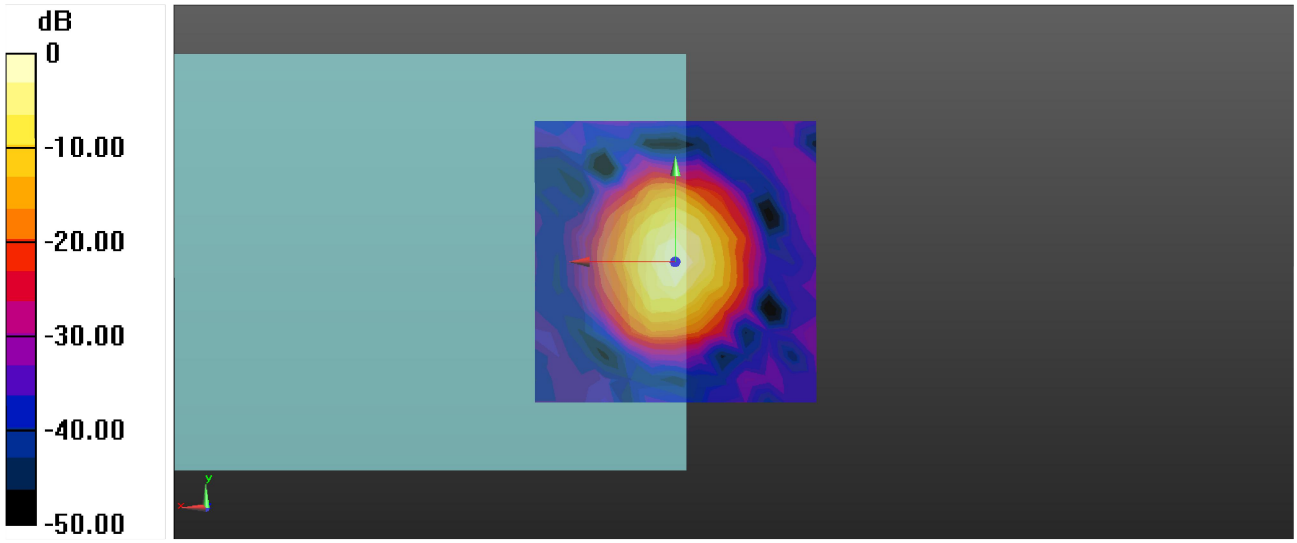

0 dB = 350.0 = 50.88 dB

P08 T-Coil_LTE 5_QPSK10M_Ch20525_1RB_OS0_EVS NB 5.9kbps_Radial (Y)

Communication System: LTE; Frequency: 836.5 MHz;Duty Cycle: 1:1
Medium: Air Medium parameters used: $\sigma = 0$ S/m, $\varepsilon_r = 1$; $\rho = 0$ kg/m^3
Ambient Temperature：23.5°C

DASY5 Configuration:
- Probe: AM1DV3 - 3144; ; Calibrated: 9/21/2020
- Sensor-Surface: 0mm (Fix Surface)
- Electronics: DAE4 Sn1633; Calibrated: 9/28/2020
- Phantom: HAC Test Arch with AMCC; Type: SD HAC P01 BA;
- Measurement SW: DASY52, Version 52.10 (4); SEMCAD X Version 14.6.14 (7483)

General Scans/y (transversal) 4.2mm 50 x 50/ABM SNR(x,y,z) (13x13x1):

Measurement grid: dx=10mm, dy=10mm
ABM1/ABM2 = 43.39 dB
ABM1 comp = -7.41 dBA/m
Location: -4.2, 12.5, 3.7 mm

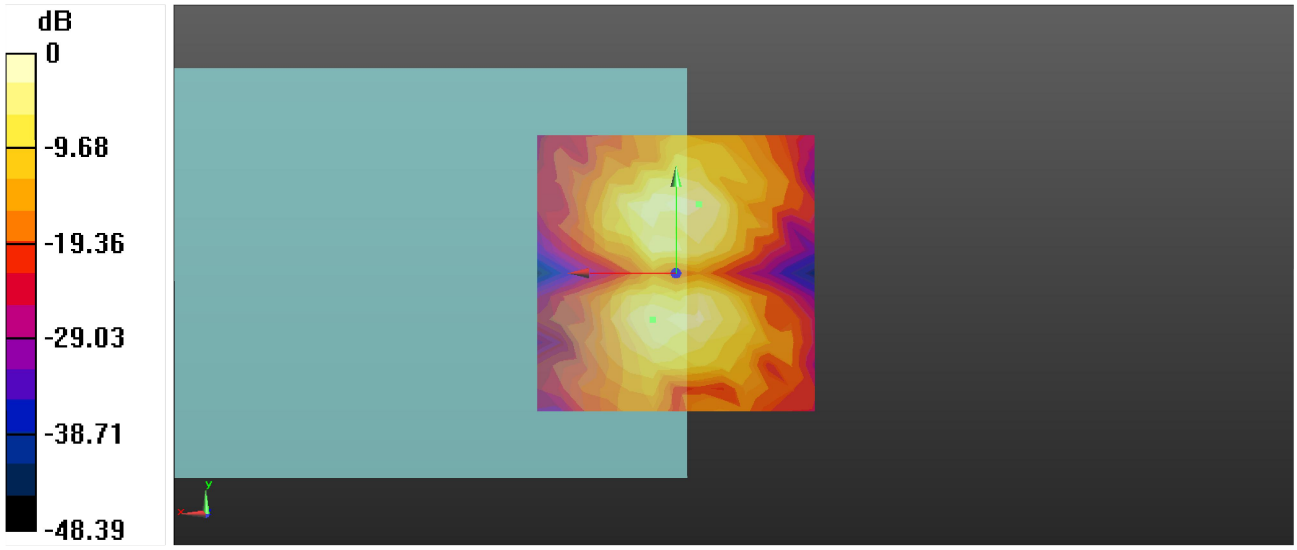

0 dB = 147.8 = 43.39 dB

P08 T-Coil_LTE 5_QPSK10M_Ch20525_1RB_OS0_EVS NB 5.9kbps_Freq Resp

Communication System: LTE; Frequency: 836.5 MHz;Duty Cycle: 1:1
Medium: Air Medium parameters used: $\sigma = 0$ S/m, $\varepsilon_r = 1$; $\rho = 0$ kg/m^3
Ambient Temperature：23.5℃

DASY5 Configuration:
- Probe: AM1DV3 - 3144; ; Calibrated: 9/21/2020
- Sensor-Surface: 0mm (Fix Surface)
- Electronics: DAE4 Sn1633; Calibrated: 9/28/2020
- Phantom: HAC Test Arch with AMCC; Type: SD HAC P01 BA;
- Measurement SW: DASY52, Version 52.10 (4); SEMCAD X Version 14.6.14 (7483)

General Scans/z (axial) wideband at best S/N/ABM Freq Resp(x,y,z,f) (1x1x1):

Measurement grid: dx=10mm, dy=10mm

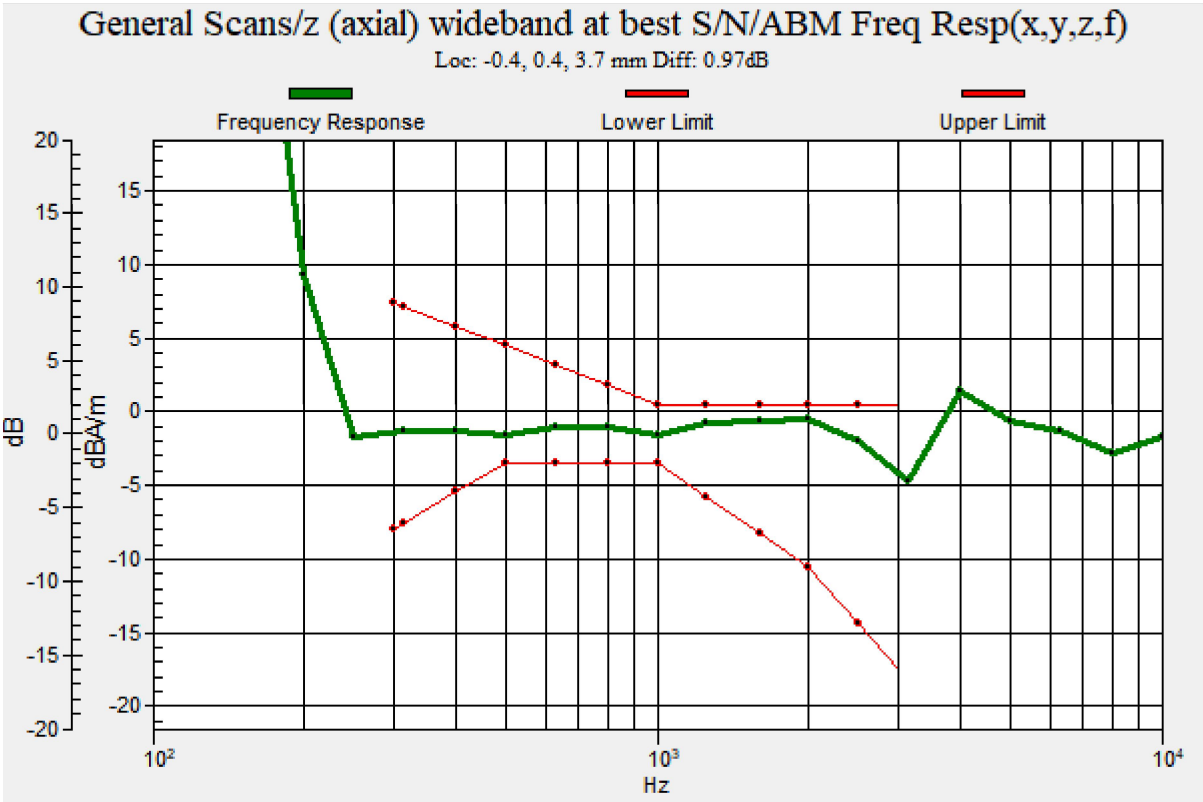

P09 T-Coil_LTE 7_QPSK20M_Ch21100_1RB_OS0_EVS NB 5.9kbps_Axial (Z)

Communication System: LTE; Frequency: 2535 MHz;Duty Cycle: 1:1
Medium: Air Medium parameters used: $\sigma = 0$ S/m, $\varepsilon_r = 1$; $\rho = 0$ kg/m^3
Ambient Temperature：23.5°C

DASY5 Configuration:
- Probe: AM1DV3 - 3144; ; Calibrated: 9/21/2020
- Sensor-Surface: 0mm (Fix Surface)
- Electronics: DAE4 Sn1633; Calibrated: 9/28/2020
- Phantom: HAC Test Arch with AMCC; Type: SD HAC P01 BA;
- Measurement SW: DASY52, Version 52.10 (4); SEMCAD X Version 14.6.14 (7483)

General Scans/z (axial) 4.2mm 50 x 50/ABM SNR(x,y,z) (13x13x1): Measurement grid: dx=10mm, dy=10mm
ABM1/ABM2 = 47.16 dB
ABM1 comp = 0.33 dBA/m
Location: -4.2, 0, 3.7 mm

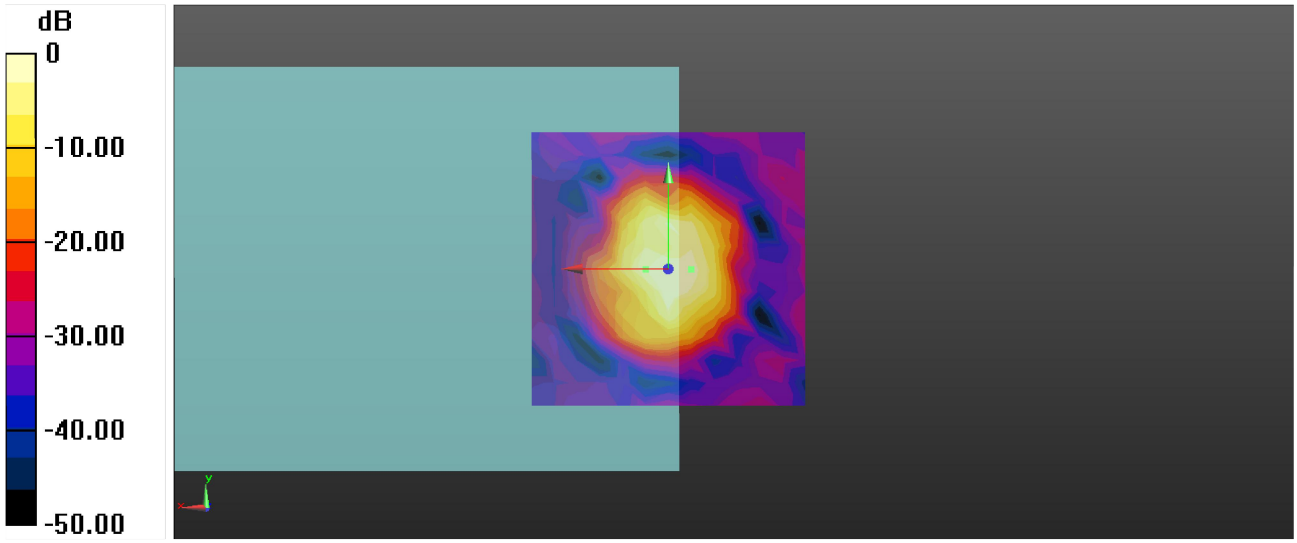

0 dB = 228.1 = 47.16 dB

P09 T-Coil_LTE 7_QPSK20M_Ch21100_1RB_OS0_EVS NB 5.9kbps_Radial (Y)

Communication System: LTE; Frequency: 2535 MHz;Duty Cycle: 1:1
Medium: Air Medium parameters used: $\sigma = 0$ S/m, $\varepsilon_r = 1$; $\rho = 0$ kg/m^3
Ambient Temperature：23.5°C

DASY5 Configuration:
- Probe: AM1DV3 - 3144; ; Calibrated: 9/21/2020
- Sensor-Surface: 0mm (Fix Surface)
- Electronics: DAE4 Sn1633; Calibrated: 9/28/2020
- Phantom: HAC Test Arch with AMCC; Type: SD HAC P01 BA;
- Measurement SW: DASY52, Version 52.10 (4); SEMCAD X Version 14.6.14 (7483)

General Scans/y (transversal) 4.2mm 50 x 50/ABM SNR(x,y,z) (13x13x1):

Measurement grid: dx=10mm, dy=10mm
ABM1/ABM2 = 44.77 dB
ABM1 comp = -4.85 dBA/m
Location: 0, 8.3, 3.7 mm

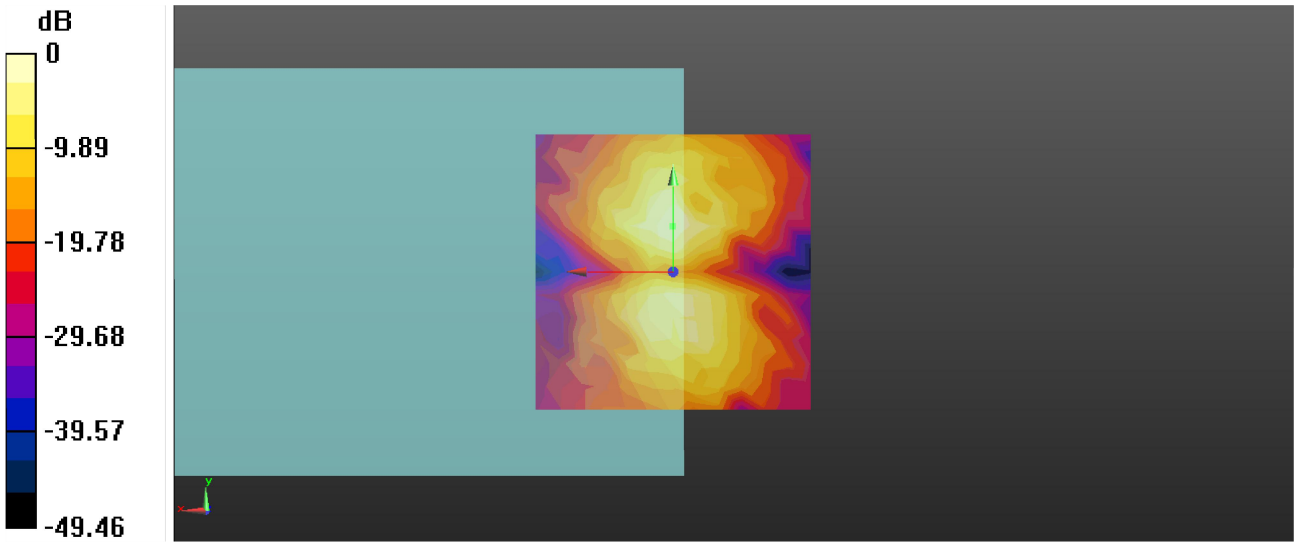

0 dB = 173.2 = 44.77 dB