P09 T-Coil_LTE 7_QPSK20M_Ch21100_1RB_OS0_EVS NB 5.9kbps_Freq Resp

Communication System: LTE; Frequency: 2535 MHz;Duty Cycle: 1:1
Medium: Air Medium parameters used: $\sigma = 0$ S/m, $\varepsilon_r = 1$; $\rho = 0$ kg/m^3
Ambient Temperature：23.5°C

DASY5 Configuration:
- Probe: AM1DV3 - 3144; ; Calibrated: 9/21/2020
- Sensor-Surface: 0mm (Fix Surface)
- Electronics: DAE4 Sn1633; Calibrated: 9/28/2020
- Phantom: HAC Test Arch with AMCC; Type: SD HAC P01 BA;
- Measurement SW: DASY52, Version 52.10 (4); SEMCAD X Version 14.6.14 (7483)

General Scans/z (axial) wideband at best S/N/ABM Freq Resp(x,y,z,f) (1x1x1):

Measurement grid: dx=10mm, dy=10mm

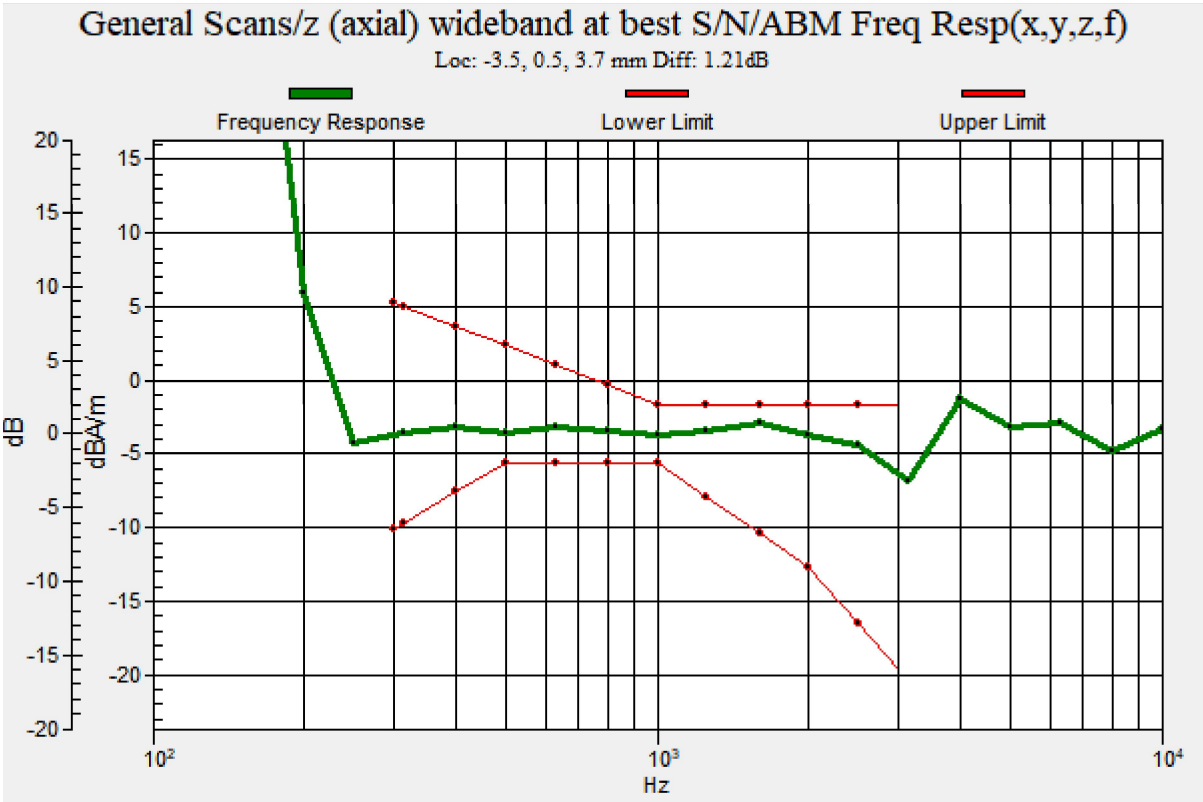

Test Laboratory: BV 7 Layers ADT SAR/HAC Testing Lab Date: 8/16/2021

P10 T-Coil_LTE 12_QPSK10M_Ch23095_1RB_OS0_EVS NB 5.9kbps_Axial (Z)

Communication System: LTE; Frequency: 707.5 MHz;Duty Cycle: 1:1
Medium: Air Medium parameters used: $\sigma = 0$ S/m, $\varepsilon_r = 1$; $\rho = 0$ kg/m^3
Ambient Temperature：23.5°C

DASY5 Configuration:
- Probe: AM1DV3 - 3144; ; Calibrated: 9/21/2020
- Sensor-Surface: 0mm (Fix Surface)
- Electronics: DAE4 Sn1633; Calibrated: 9/28/2020
- Phantom: HAC Test Arch with AMCC; Type: SD HAC P01 BA;
- Measurement SW: DASY52, Version 52.10 (4); SEMCAD X Version 14.6.14 (7483)

General Scans/z (axial) 4.2mm 50 x 50/ABM SNR(x,y,z) (13x13x1): Measurement grid: dx=10mm, dy=10mm
ABM1/ABM2 = 46.54 dB
ABM1 comp = -0.30 dBA/m
Location: -4.2, 4.2, 3.7 mm

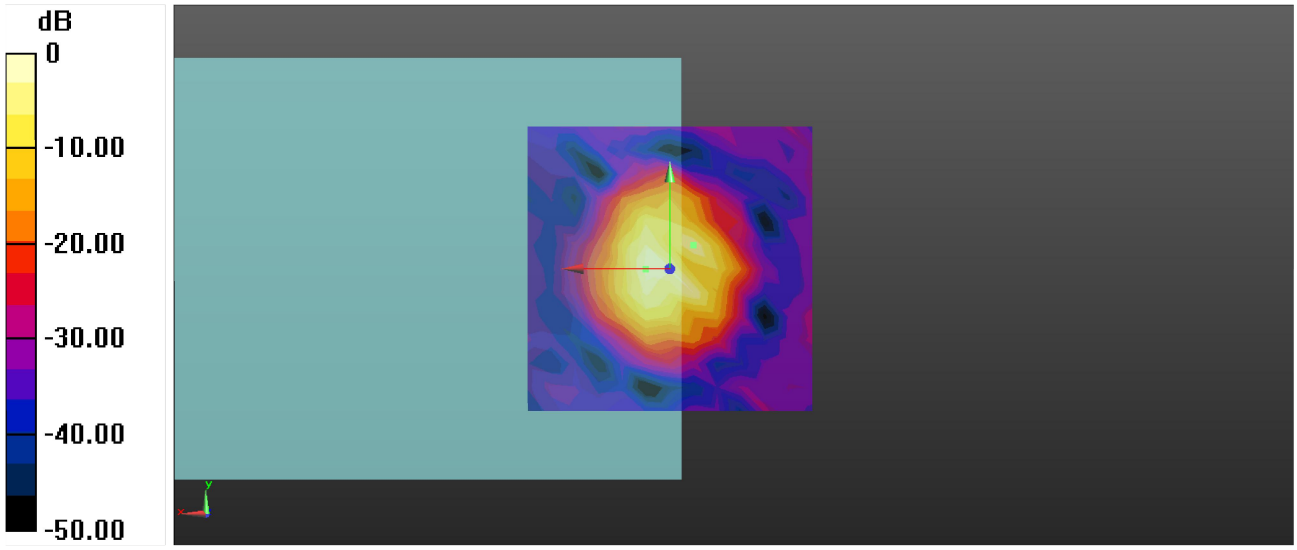

0 dB = 212.4 = 46.54 dB

P10 T-Coil_LTE 12_QPSK10M_Ch23095_1RB_OS0_EVS NB 5.9kbps_Radial (Y)

Communication System: LTE; Frequency: 707.5 MHz;Duty Cycle: 1:1
Medium: Air Medium parameters used: $\sigma = 0$ S/m, $\varepsilon_r = 1$; $\rho = 0$ kg/m^3
Ambient Temperature：23.5°C

DASY5 Configuration:
- Probe: AM1DV3 - 3144; ; Calibrated: 9/21/2020
- Sensor-Surface: 0mm (Fix Surface)
- Electronics: DAE4 Sn1633; Calibrated: 9/28/2020
- Phantom: HAC Test Arch with AMCC; Type: SD HAC P01 BA;
- Measurement SW: DASY52, Version 52.10 (4); SEMCAD X Version 14.6.14 (7483)

General Scans/y (transversal) 4.2mm 50 x 50/ABM SNR(x,y,z) (13x13x1):

Measurement grid: dx=10mm, dy=10mm
ABM1/ABM2 = 45.23 dB
ABM1 comp = -6.78 dBA/m
Location: -4.2, 8.3, 3.7 mm

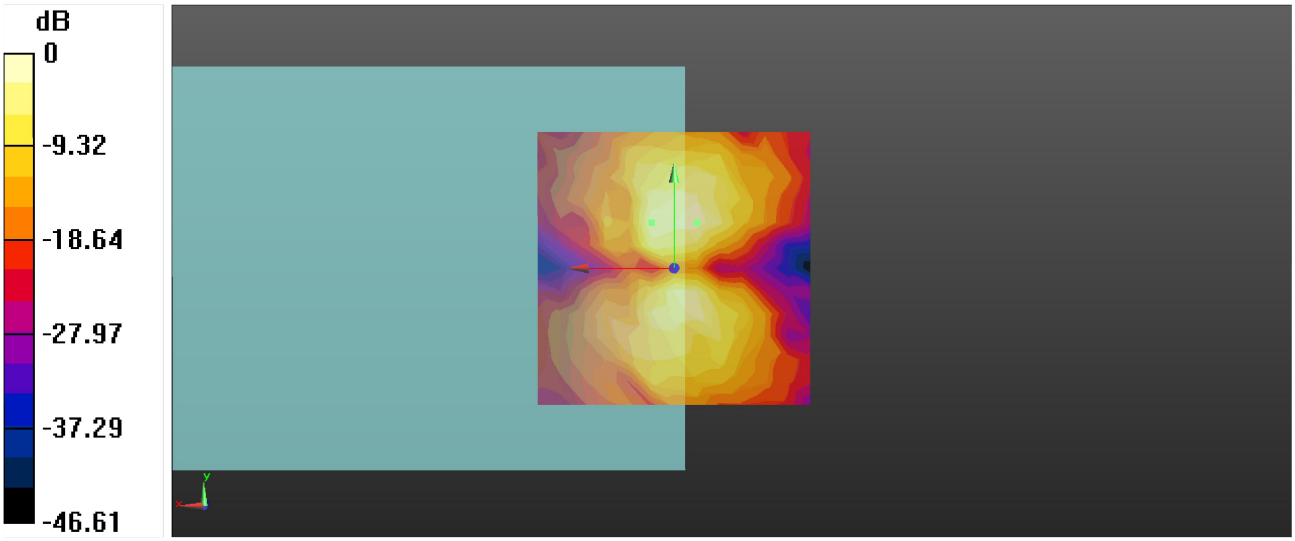

0 dB = 182.5 = 45.23 dB

P10 T-Coil_LTE 12_QPSK10M_Ch23095_1RB_OS0_EVS NB 5.9kbps_Freq Resp

Communication System: LTE; Frequency: 707.5 MHz;Duty Cycle: 1:1
Medium: Air Medium parameters used: $\sigma = 0$ S/m, $\varepsilon_r = 1$; $\rho = 0$ kg/m^3
Ambient Temperature：23.5℃

DASY5 Configuration:
- Probe: AM1DV3 - 3144; ; Calibrated: 9/21/2020
- Sensor-Surface: 0mm (Fix Surface)
- Electronics: DAE4 Sn1633; Calibrated: 9/28/2020
- Phantom: HAC Test Arch with AMCC; Type: SD HAC P01 BA;
- Measurement SW: DASY52, Version 52.10 (4); SEMCAD X Version 14.6.14 (7483)

General Scans/z (axial) wideband at best S/N/ABM Freq Resp(x,y,z,f) (1x1x1):

Measurement grid: dx=10mm, dy=10mm

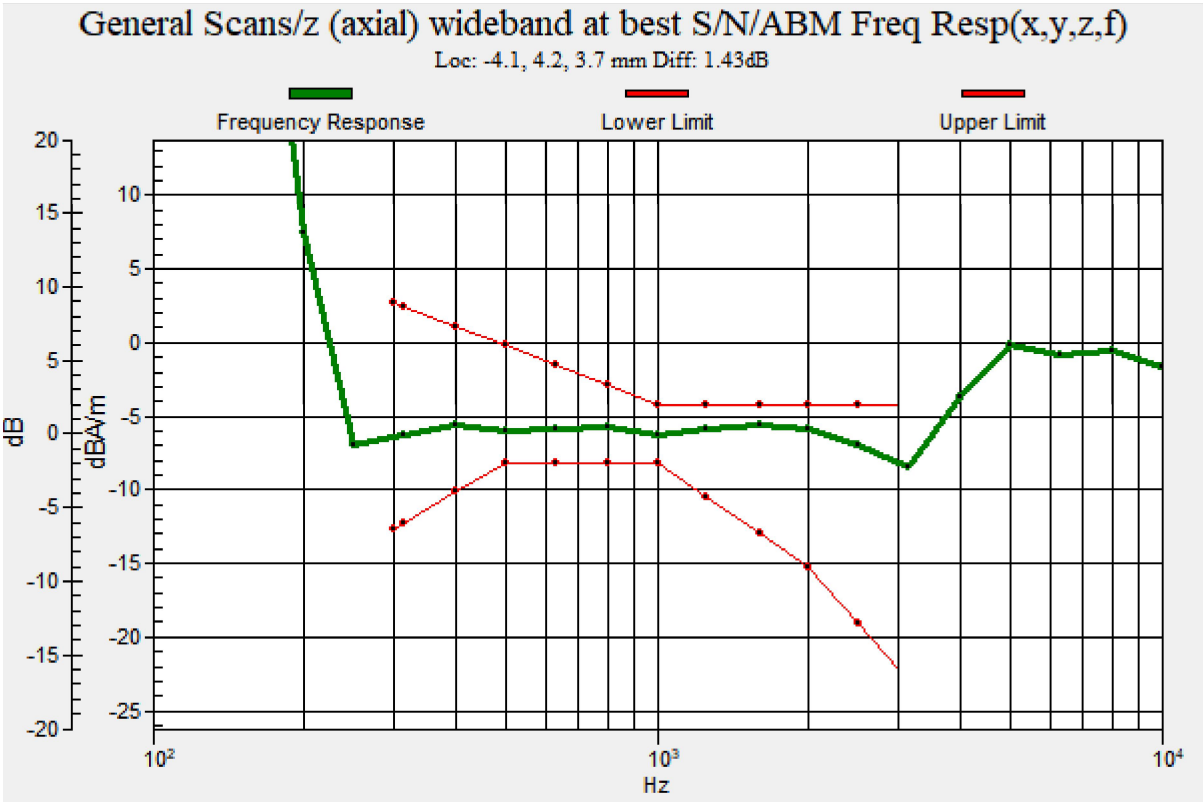

P11 T-Coil_LTE 13_QPSK10M_Ch23230_1RB_OS0_EVS NB 5.9kbps_Axial (Z)

Communication System: LTE; Frequency: 782 MHz;Duty Cycle: 1:1
Medium: Air Medium parameters used: $\sigma = 0$ S/m, $\varepsilon_r = 1$; $\rho = 0$ kg/m^3
Ambient Temperature：23.8°C

DASY5 Configuration:
- Probe: AM1DV3 - 3144; ; Calibrated: 9/21/2020
- Sensor-Surface: 0mm (Fix Surface)
- Electronics: DAE4 Sn1633; Calibrated: 9/28/2020
- Phantom: HAC Test Arch with AMCC; Type: SD HAC P01 BA;
- Measurement SW: DASY52, Version 52.10 (4); SEMCAD X Version 14.6.14 (7483)

General Scans/z (axial) 4.2mm 50 x 50/ABM SNR(x,y,z) (13x13x1): Measurement grid: dx=10mm, dy=10mm
ABM1/ABM2 = 49.42 dB
ABM1 comp = 3.97 dBA/m
Location: 0, 0, 3.7 mm

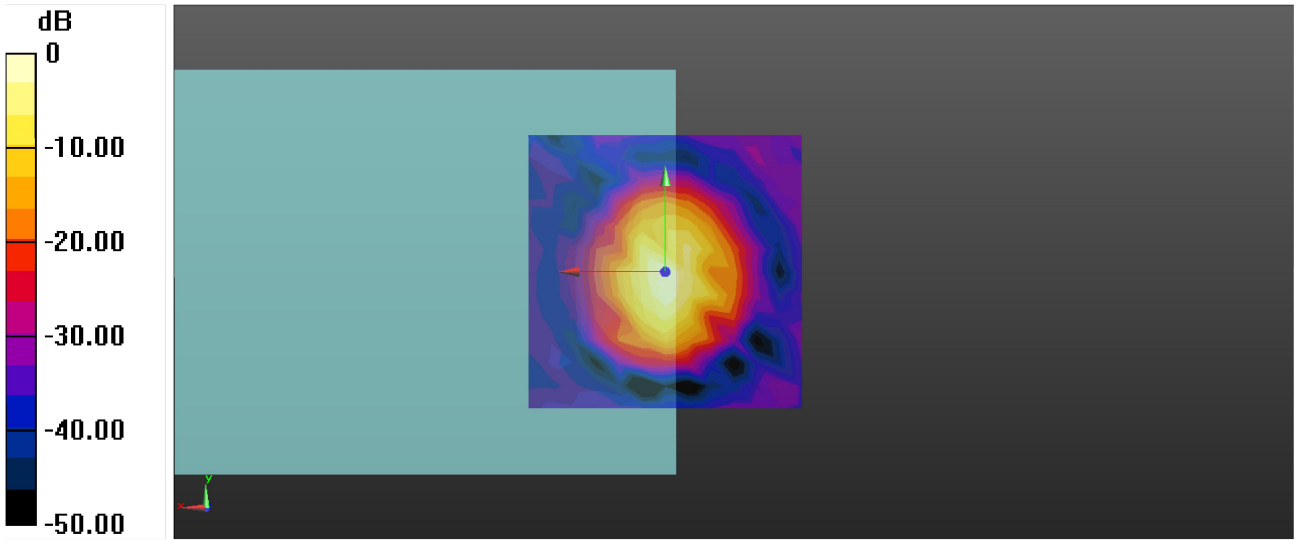

0 dB = 295.8 = 49.42 dB

P11 T-Coil_LTE 13_QPSK10M_Ch23230_1RB_OS0_EVS NB 5.9kbps_Radial (Y)

Communication System: LTE; Frequency: 782 MHz;Duty Cycle: 1:1
Medium: Air Medium parameters used: $\sigma = 0$ S/m, $\varepsilon_r = 1$; $\rho = 0$ kg/m^3
Ambient Temperature：23.8°C

DASY5 Configuration:
- Probe: AM1DV3 - 3144; ; Calibrated: 9/21/2020
- Sensor-Surface: 0mm (Fix Surface)
- Electronics: DAE4 Sn1633; Calibrated: 9/28/2020
- Phantom: HAC Test Arch with AMCC; Type: SD HAC P01 BA;
- Measurement SW: DASY52, Version 52.10 (4); SEMCAD X Version 14.6.14 (7483)

General Scans/y (transversal) 4.2mm 50 x 50/ABM SNR(x,y,z) (13x13x1):

Measurement grid: dx=10mm, dy=10mm
ABM1/ABM2 = 43.23 dB
ABM1 comp = -9.72 dBA/m
Location: -4.2, 4.2, 3.7 mm

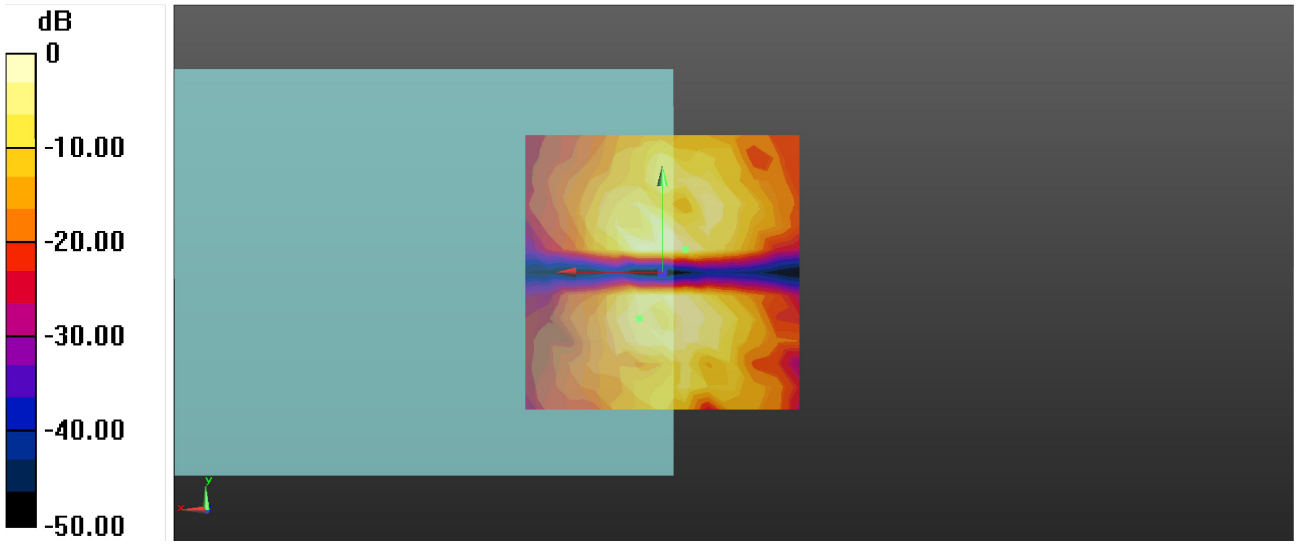

0 dB = 145.0 = 43.23 dB

P11 T-Coil_LTE 13_QPSK10M_Ch23230_1RB_OS0_EVS NB 5.9kbps_Freq Resp

Communication System: LTE; Frequency: 782 MHz;Duty Cycle: 1:1
Medium: Air Medium parameters used: $\sigma = 0$ S/m, $\varepsilon_r = 1$; $\rho = 0$ kg/m^3
Ambient Temperature：23.8℃

DASY5 Configuration:
- Probe: AM1DV3 - 3144; ; Calibrated: 9/21/2020
- Sensor-Surface: 0mm (Fix Surface)
- Electronics: DAE4 Sn1633; Calibrated: 9/28/2020
- Phantom: HAC Test Arch with AMCC; Type: SD HAC P01 BA;
- Measurement SW: DASY52, Version 52.10 (4); SEMCAD X Version 14.6.14 (7483)

General Scans/z (axial) wideband at best S/N/ABM Freq Resp(x,y,z,f) (1x1x1):

Measurement grid: dx=10mm, dy=10mm

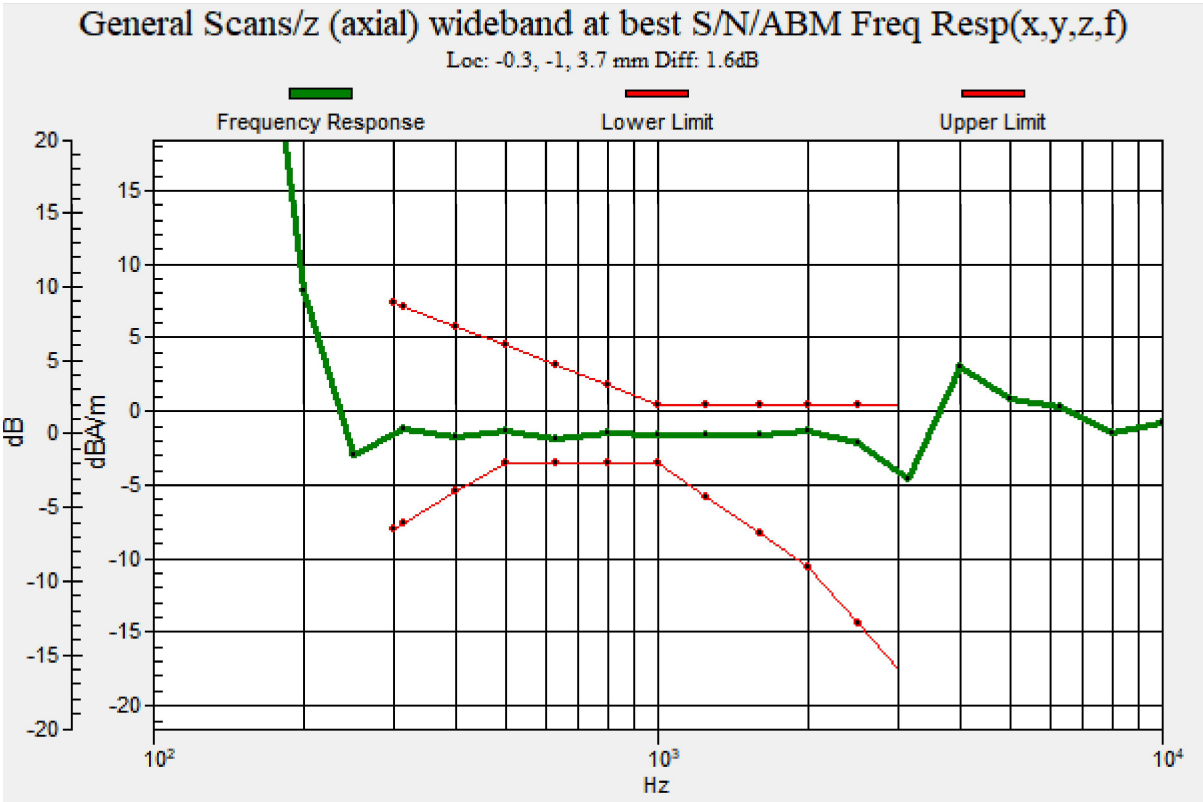

P12 T-Coil_LTE 14_QPSK10M_Ch23330_1RB_OS0_EVS NB 5.9kbps_Axial (Z)

Communication System: LTE; Frequency: 793 MHz;Duty Cycle: 1:1
Medium: Air Medium parameters used: $\sigma = 0$ S/m, $\varepsilon_r = 1$; $\rho = 0$ kg/m^3
Ambient Temperature：23.8°C

DASY5 Configuration:
- Probe: AM1DV3 - 3144; ; Calibrated: 9/21/2020
- Sensor-Surface: 0mm (Fix Surface)
- Electronics: DAE4 Sn1633; Calibrated: 9/28/2020
- Phantom: HAC Test Arch with AMCC; Type: SD HAC P01 BA;
- Measurement SW: DASY52, Version 52.10 (4); SEMCAD X Version 14.6.14 (7483)

General Scans/z (axial) 4.2mm 50 x 50/ABM SNR(x,y,z) (13x13x1): Measurement grid: dx=10mm, dy=10mm
ABM1/ABM2 = 49.82 dB
ABM1 comp = 2.44 dBA/m
Location: 0, 4.2, 3.7 mm

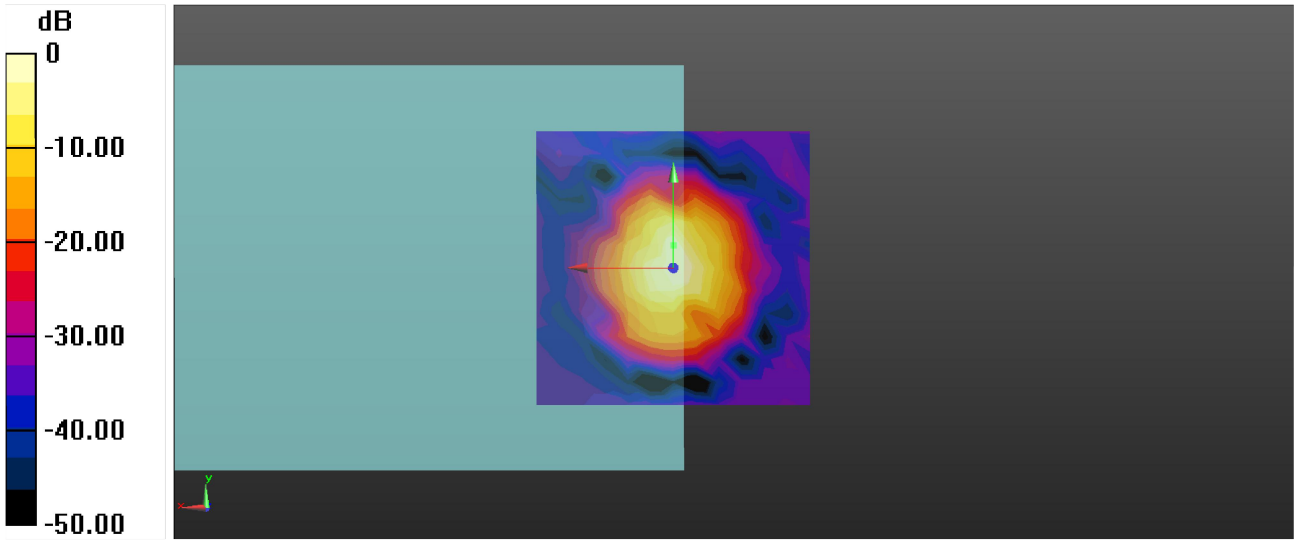

0 dB = 309.9 = 49.82 dB

P12 T-Coil_LTE 14_QPSK10M_Ch23330_1RB_OS0_EVS NB 5.9kbps_Radial (Y)

Communication System: LTE; Frequency: 793 MHz;Duty Cycle: 1:1
Medium: Air Medium parameters used: $\sigma = 0$ S/m, $\varepsilon_r = 1$; $\rho = 0$ kg/m^3
Ambient Temperature：23.8°C

DASY5 Configuration:
- Probe: AM1DV3 - 3144; ; Calibrated: 9/21/2020
- Sensor-Surface: 0mm (Fix Surface)
- Electronics: DAE4 Sn1633; Calibrated: 9/28/2020
- Phantom: HAC Test Arch with AMCC; Type: SD HAC P01 BA;
- Measurement SW: DASY52, Version 52.10 (4); SEMCAD X Version 14.6.14 (7483)

General Scans/y (transversal) 4.2mm 50 x 50/ABM SNR(x,y,z) (13x13x1):

Measurement grid: dx=10mm, dy=10mm
ABM1/ABM2 = 46.04 dB
ABM1 comp = -5.55 dBA/m
Location: -4.2, 8.3, 3.7 mm

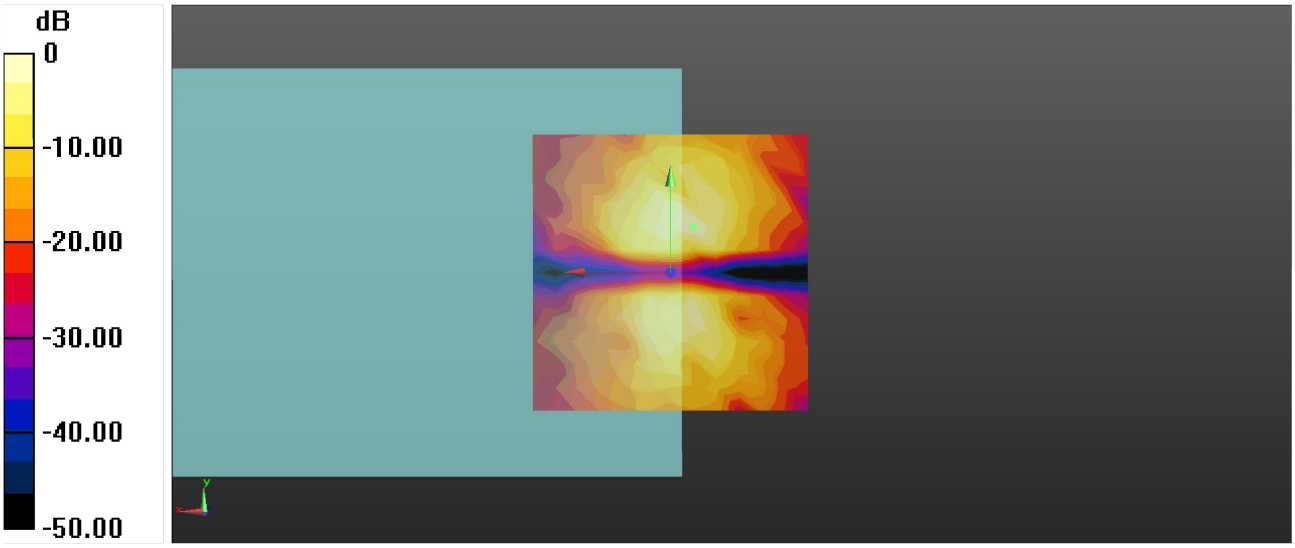

0 dB = 200.5 = 46.04 dB

P12 T-Coil_LTE 14_QPSK10M_Ch23330_1RB_OS0_EVS NB 5.9kbps_Freq Resp

Communication System: LTE; Frequency: 793 MHz;Duty Cycle: 1:1
Medium: Air Medium parameters used: $\sigma = 0$ S/m, $\varepsilon_r = 1$; $\rho = 0$ kg/m^3
Ambient Temperature：23.8℃

DASY5 Configuration:
- Probe: AM1DV3 - 3144; ; Calibrated: 9/21/2020
- Sensor-Surface: 0mm (Fix Surface)
- Electronics: DAE4 Sn1633; Calibrated: 9/28/2020
- Phantom: HAC Test Arch with AMCC; Type: SD HAC P01 BA;
- Measurement SW: DASY52, Version 52.10 (4); SEMCAD X Version 14.6.14 (7483)

General Scans/z (axial) wideband at best S/N/ABM Freq Resp(x,y,z,f) (1x1x1):

Measurement grid: dx=10mm, dy=10mm

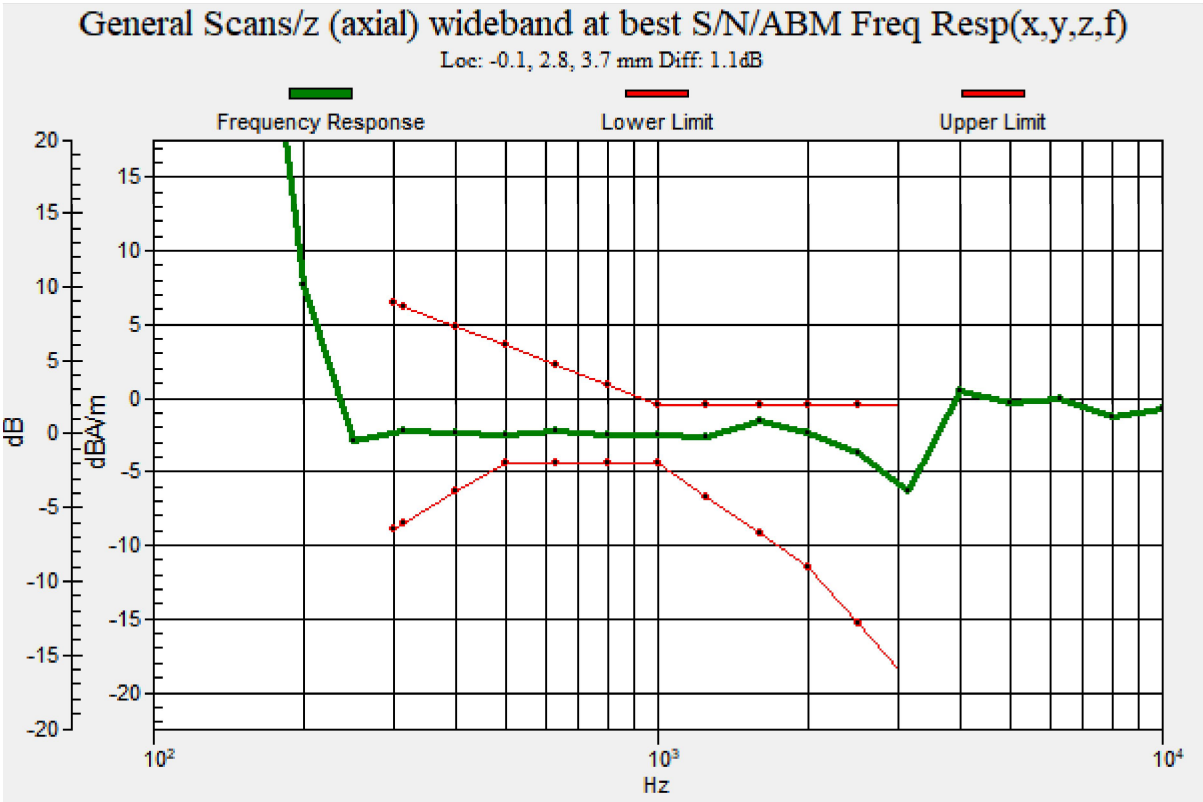

P13 T-Coil_LTE 17_QPSK10M_Ch23790_1RB_OS0_EVS NB 5.9kbps_Axial (Z)

Communication System: LTE; Frequency: 710 MHz;Duty Cycle: 1:1
Medium: Air Medium parameters used: $\sigma = 0$ S/m, $\varepsilon_r = 1$; $\rho = 0$ kg/m^3
Ambient Temperature：23.8°C

DASY5 Configuration:
- Probe: AM1DV3 - 3144; ; Calibrated: 9/21/2020
- Sensor-Surface: 0mm (Fix Surface)
- Electronics: DAE4 Sn1633; Calibrated: 9/28/2020
- Phantom: HAC Test Arch with AMCC; Type: SD HAC P01 BA;
- Measurement SW: DASY52, Version 52.10 (4); SEMCAD X Version 14.6.14 (7483)

General Scans/z (axial) 4.2mm 50 x 50/ABM SNR(x,y,z) (13x13x1): Measurement grid: dx=10mm, dy=10mm
ABM1/ABM2 = 49.57 dB
ABM1 comp = 4.26 dBA/m
Location: 0, 0, 3.7 mm

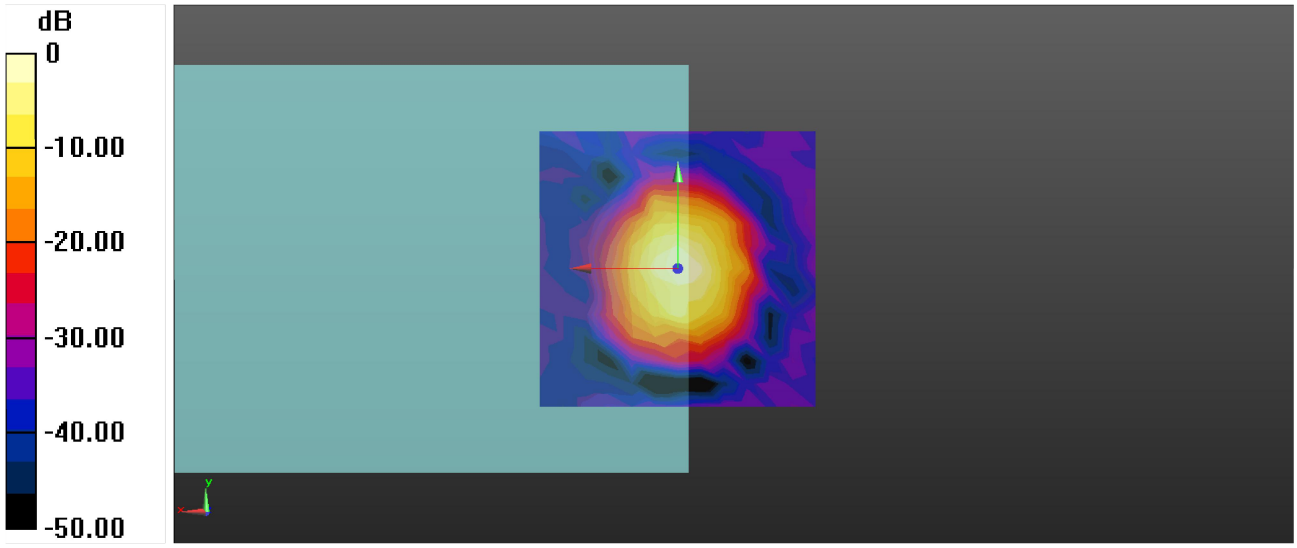

0 dB = 300.8 = 49.57 dB

P13 T-Coil_LTE 17_QPSK10M_Ch23790_1RB_OS0_EVS NB 5.9kbps_Radial (Y)

Communication System: LTE; Frequency: 710 MHz;Duty Cycle: 1:1
Medium: Air Medium parameters used: $\sigma = 0$ S/m, $\varepsilon_r = 1$; $\rho = 0$ kg/m^3
Ambient Temperature：23.8°C

DASY5 Configuration:
- Probe: AM1DV3 - 3144; ; Calibrated: 9/21/2020
- Sensor-Surface: 0mm (Fix Surface)
- Electronics: DAE4 Sn1633; Calibrated: 9/28/2020
- Phantom: HAC Test Arch with AMCC; Type: SD HAC P01 BA;
- Measurement SW: DASY52, Version 52.10 (4); SEMCAD X Version 14.6.14 (7483)

General Scans/y (transversal) 4.2mm 50 x 50/ABM SNR(x,y,z) (13x13x1):

Measurement grid: dx=10mm, dy=10mm
ABM1/ABM2 = 44.30 dB
ABM1 comp = -7.03 dBA/m
Location: 0, 4.2, 3.7 mm

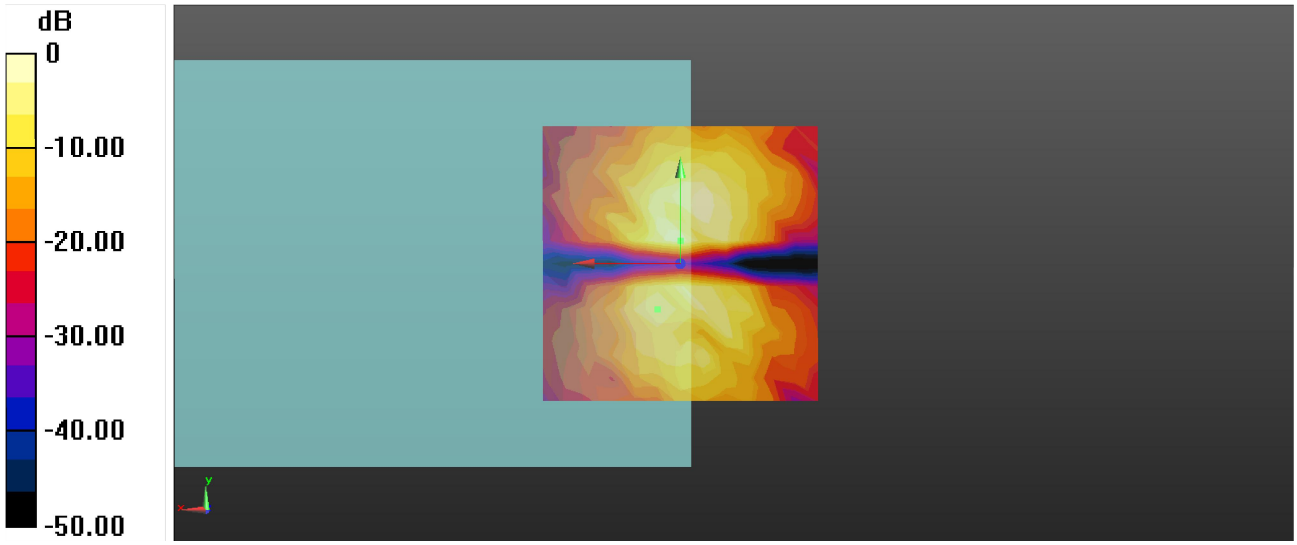

0 dB = 164.1 = 44.30 dB

P13 T-Coil_LTE 17_QPSK10M_Ch23790_1RB_OS0_EVS NB 5.9kbps_Freq Resp

Communication System: LTE; Frequency: 710 MHz;Duty Cycle: 1:1
Medium: Air Medium parameters used: $\sigma = 0$ S/m, $\varepsilon_r = 1$; $\rho = 0$ kg/m^3
Ambient Temperature：23.8℃

DASY5 Configuration:
- Probe: AM1DV3 - 3144; ; Calibrated: 9/21/2020
- Sensor-Surface: 0mm (Fix Surface)
- Electronics: DAE4 Sn1633; Calibrated: 9/28/2020
- Phantom: HAC Test Arch with AMCC; Type: SD HAC P01 BA;
- Measurement SW: DASY52, Version 52.10 (4); SEMCAD X Version 14.6.14 (7483)

General Scans/z (axial) wideband at best S/N/ABM Freq Resp(x,y,z,f) (1x1x1):

Measurement grid: dx=10mm, dy=10mm

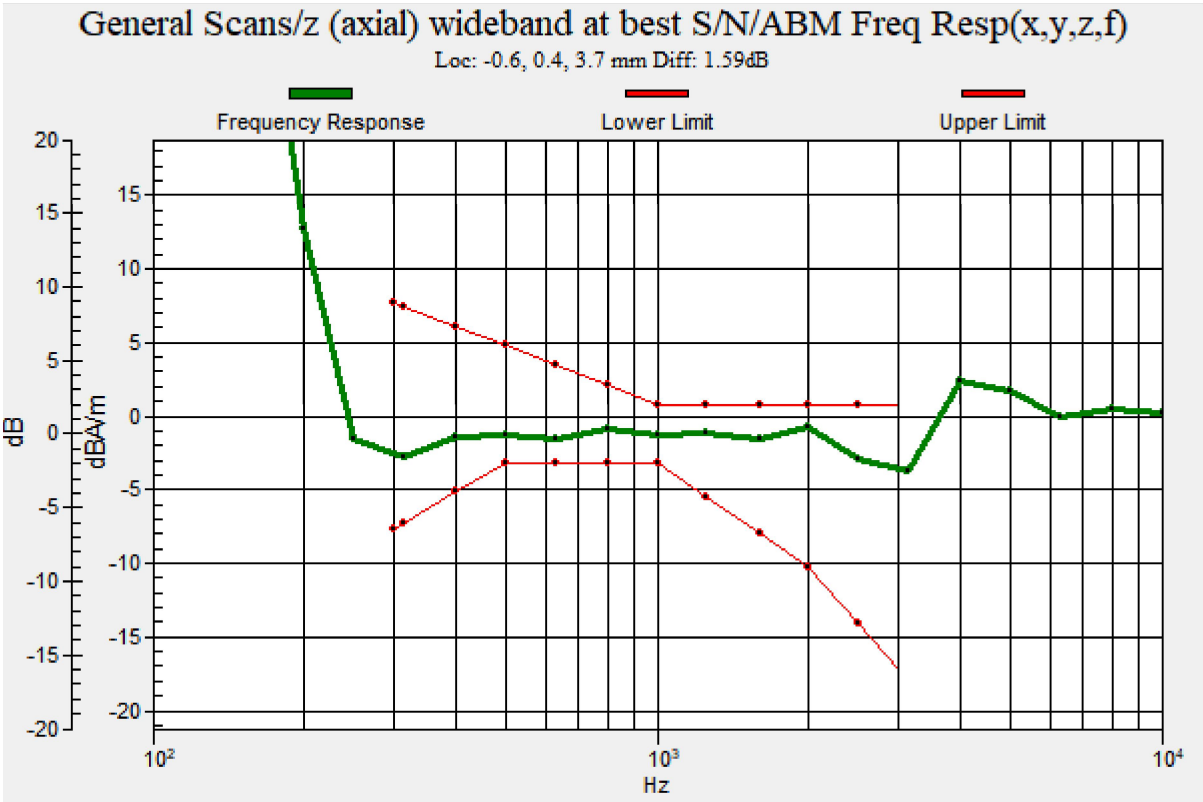

P14 T-Coil_LTE 25_QPSK20M_Ch26365_1RB_OS0_EVS NB 5.9kbps_Axial (Z)

Communication System: LTE; Frequency: 1882.5 MHz;Duty Cycle: 1:1
Medium: Air Medium parameters used: $\sigma = 0$ S/m, $\varepsilon_r = 1$; $\rho = 0$ kg/m^3
Ambient Temperature：23.8°C

DASY5 Configuration:
- Probe: AM1DV3 - 3144; ; Calibrated: 9/21/2020
- Sensor-Surface: 0mm (Fix Surface)
- Electronics: DAE4 Sn1633; Calibrated: 9/28/2020
- Phantom: HAC Test Arch with AMCC; Type: SD HAC P01 BA;
- Measurement SW: DASY52, Version 52.10 (4); SEMCAD X Version 14.6.14 (7483)

General Scans/z (axial) 4.2mm 50 x 50/ABM SNR(x,y,z) (13x13x1): Measurement grid: dx=10mm, dy=10mm
ABM1/ABM2 = 49.81 dB
ABM1 comp = 3.33 dBA/m
Location: 0, 0, 3.7 mm

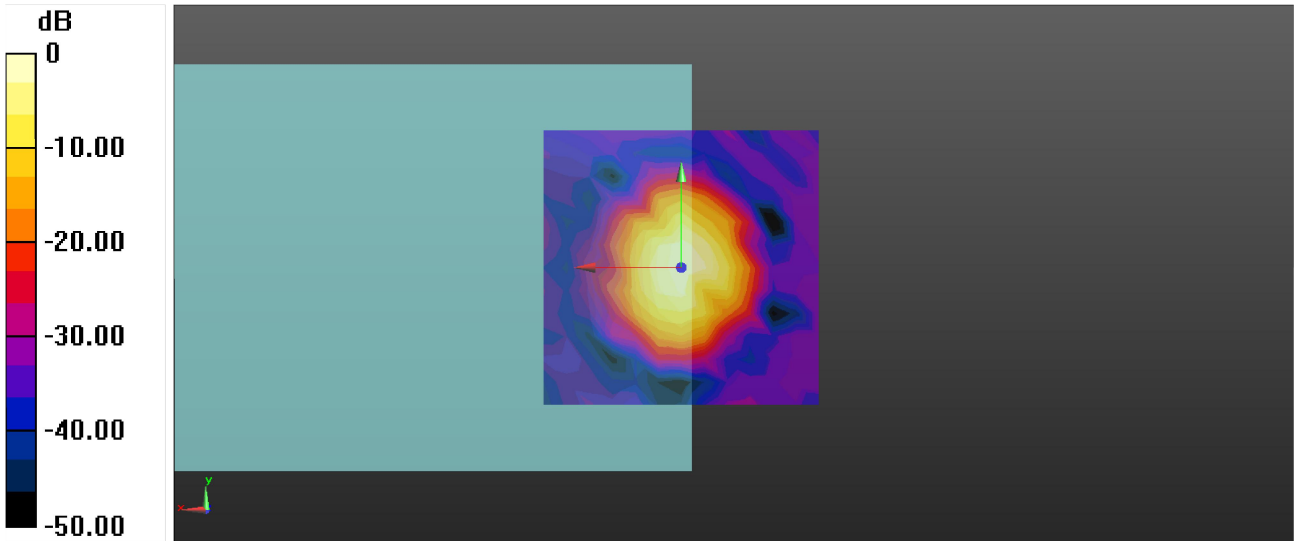

0 dB = 309.3 = 49.81 dB

P14 T-Coil_LTE 25_QPSK20M_Ch26365_1RB_OS0_EVS NB 5.9kbps_Radial (Y)

Communication System: LTE; Frequency: 1882.5 MHz;Duty Cycle: 1:1
Medium: Air Medium parameters used: $\sigma = 0$ S/m, $\varepsilon_r = 1$; $\rho = 0$ kg/m^3
Ambient Temperature：23.8°C

DASY5 Configuration:
- Probe: AM1DV3 - 3144; ; Calibrated: 9/21/2020
- Sensor-Surface: 0mm (Fix Surface)
- Electronics: DAE4 Sn1633; Calibrated: 9/28/2020
- Phantom: HAC Test Arch with AMCC; Type: SD HAC P01 BA;
- Measurement SW: DASY52, Version 52.10 (4); SEMCAD X Version 14.6.14 (7483)

General Scans/y (transversal) 4.2mm 50 x 50/ABM SNR(x,y,z) (13x13x1):

Measurement grid: dx=10mm, dy=10mm
ABM1/ABM2 = 43.60 dB
ABM1 comp = -9.58 dBA/m
Location: -8.3, 8.3, 3.7 mm

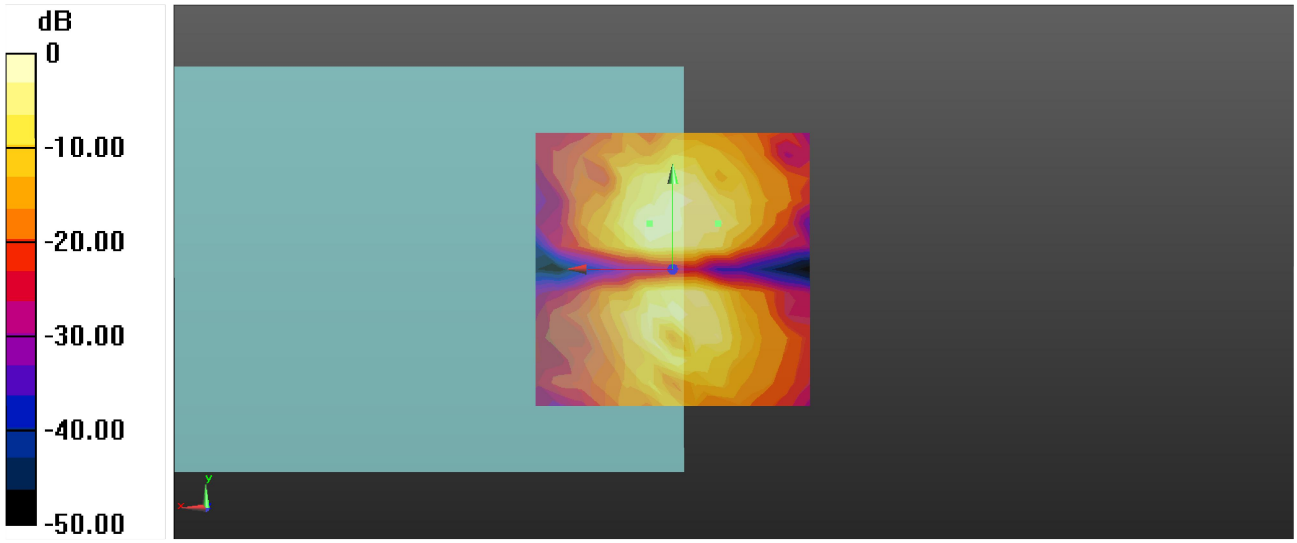

0 dB = 151.3 = 43.60 dB

P14 T-Coil_LTE 25_QPSK20M_Ch26365_1RB_OS0_EVS NB 5.9kbps_Freq Resp

Communication System: LTE; Frequency: 1882.5 MHz;Duty Cycle: 1:1
Medium: Air Medium parameters used: $\sigma = 0$ S/m, $\varepsilon_r = 1$; $\rho = 0$ kg/m^3
Ambient Temperature：23.8℃

DASY5 Configuration:
- Probe: AM1DV3 - 3144; ; Calibrated: 9/21/2020
- Sensor-Surface: 0mm (Fix Surface)
- Electronics: DAE4 Sn1633; Calibrated: 9/28/2020
- Phantom: HAC Test Arch with AMCC; Type: SD HAC P01 BA;
- Measurement SW: DASY52, Version 52.10 (4); SEMCAD X Version 14.6.14 (7483)

General Scans/z (axial) wideband at best S/N/ABM Freq Resp(x,y,z,f) (1x1x1):
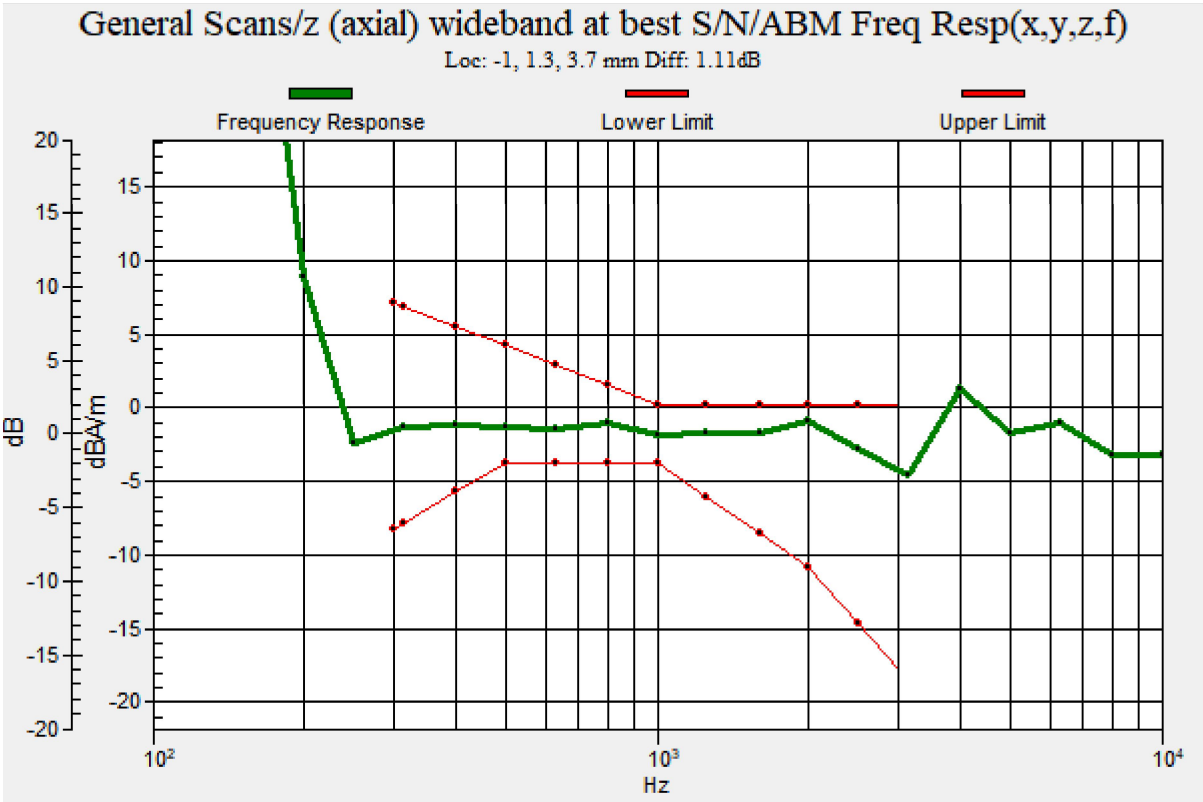
Measurement grid: dx=10mm, dy=10mm