LTE BAND 2

1.4MHz / QPSK

CHANNEL 18607

FREQUENCY RANGE : 30MHz~19.1GHz

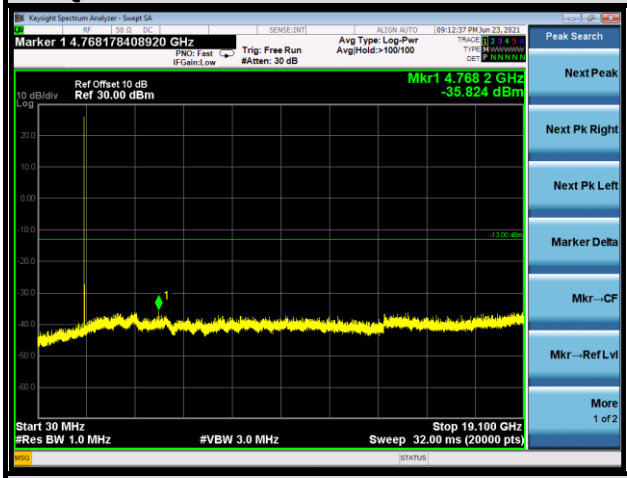

CHANNEL 18900

FREQUENCY RANGE : 30MHz~19.1GHz

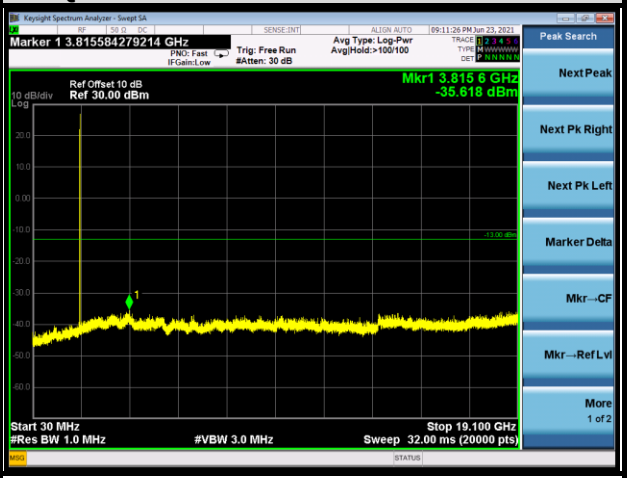

CHANNEL 19193

FREQUENCY RANGE : 30MHz~19.1GHz

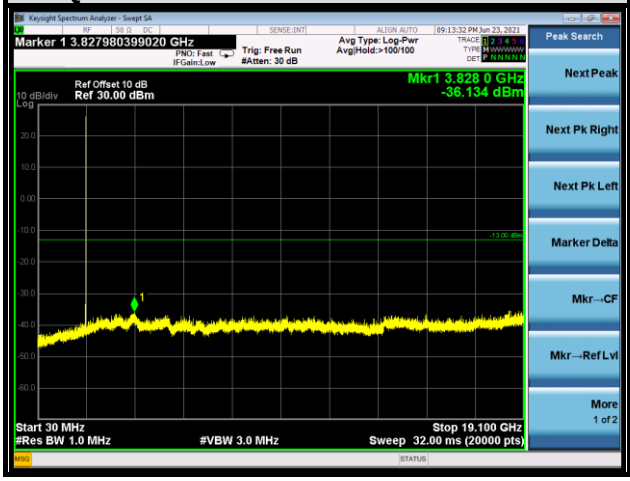

3MHz / QPSK

CHANNEL 18615

FREQUENCY RANGE : 30MHz~19.1GHz

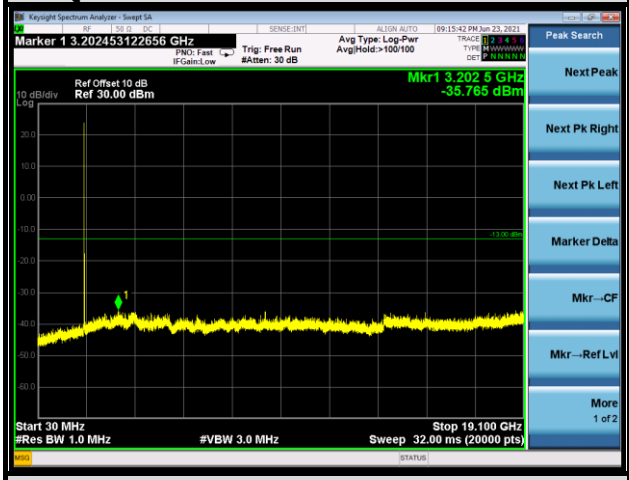

CHANNEL 18900

FREQUENCY RANGE : 30MHz~19.1GHz

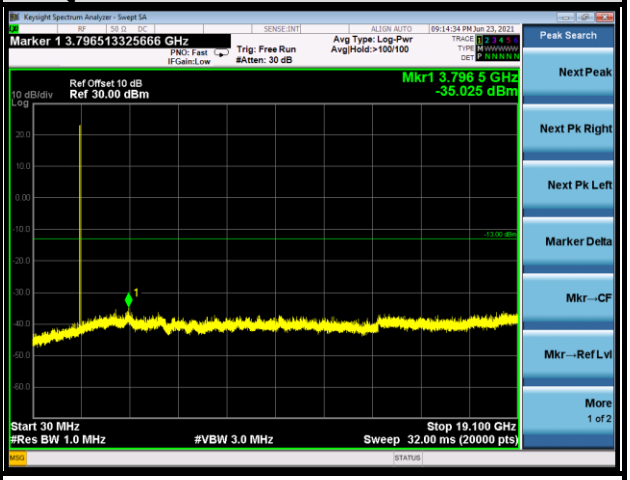

CHANNEL 19185

FREQUENCY RANGE : 30MHz~19.1GHz

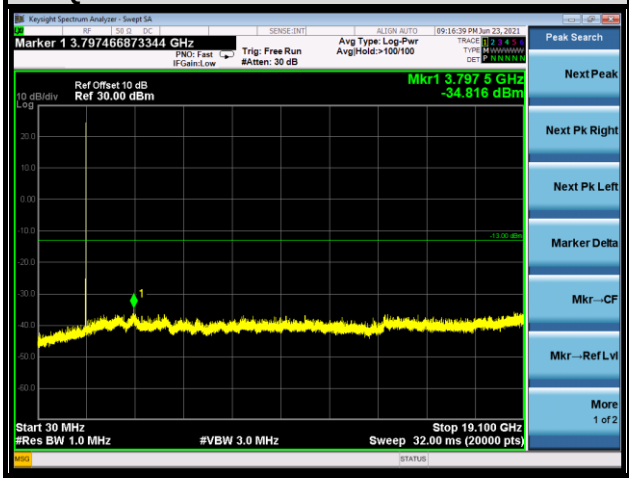

5MHz / QPSK

CHANNEL 18625

FREQUENCY RANGE : 30MHz~19.1GHz

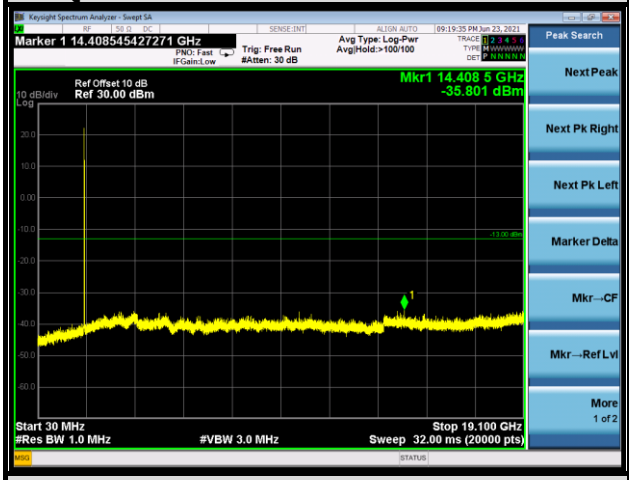

CHANNEL 18900

FREQUENCY RANGE : 30MHz~19.1GHz

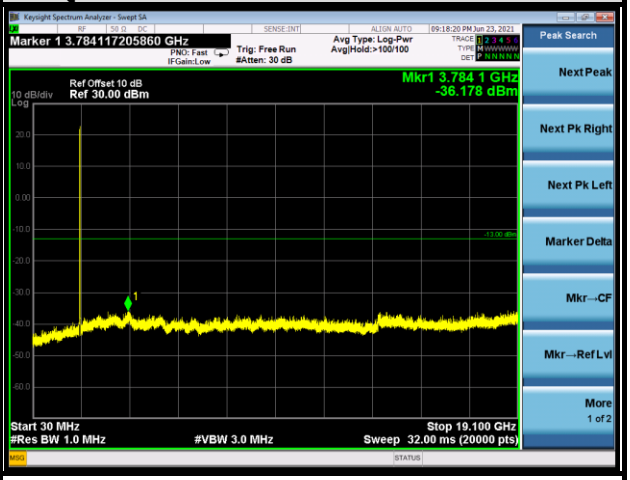

CHANNEL 19175

FREQUENCY RANGE : 30MHz~19.1GHz

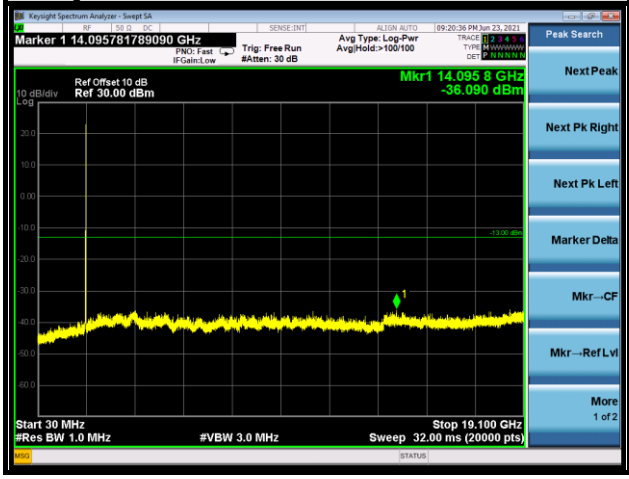

10MHz / QPSK

CHANNEL 18650

FREQUENCY RANGE : 30MHz~19.1GHz

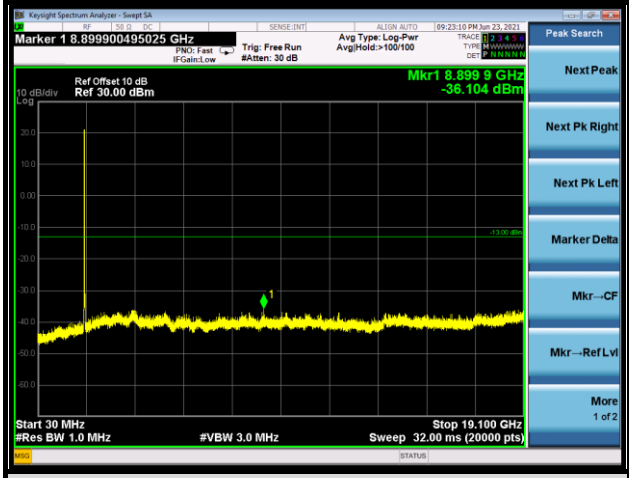

CHANNEL 18900

FREQUENCY RANGE : 30MHz~19.1GHz

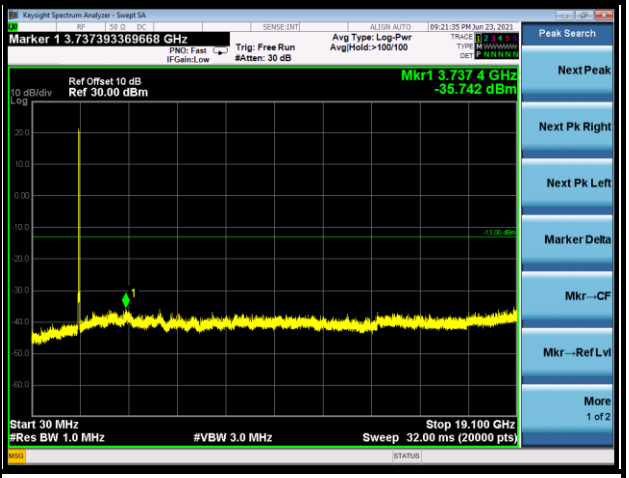

CHANNEL 19150

FREQUENCY RANGE : 30MHz~19.1GHz

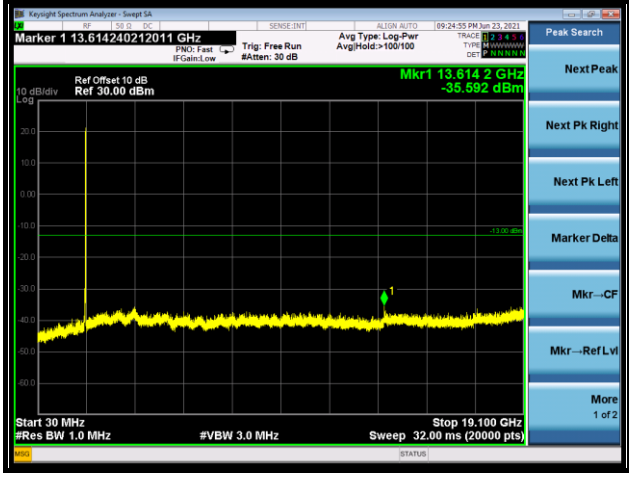

15MHz / QPSK

CHANNEL 18675

FREQUENCY RANGE : 30MHz~19.1GHz

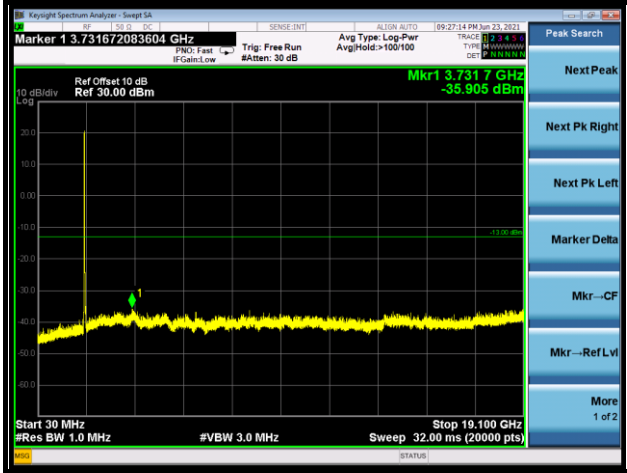

CHANNEL 18900

FREQUENCY RANGE : 30MHz~19.1GHz

CHANNEL 19125

FREQUENCY RANGE : 30MHz~19.1GHz

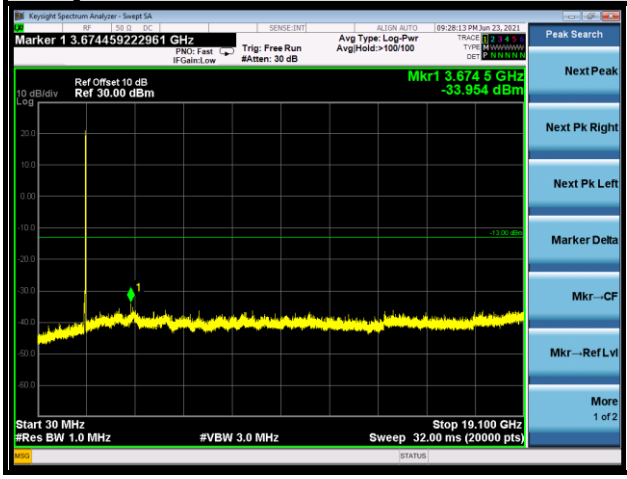

20MHz / QPSK

CHANNEL 18700

FREQUENCY RANGE : 30MHz~19.1GHz

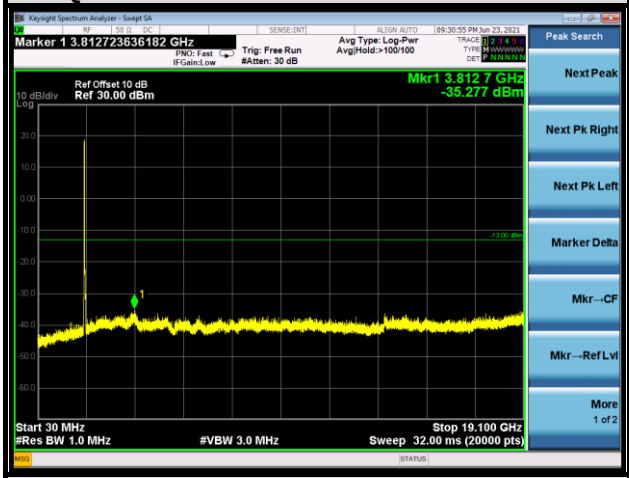

CHANNEL 18900

FREQUENCY RANGE : 30MHz~19.1GHz

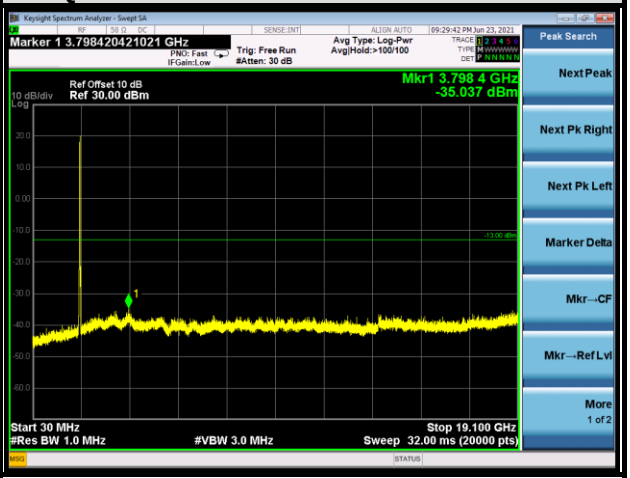

CHANNEL 19100

FREQUENCY RANGE : 30MHz~19.1GHz

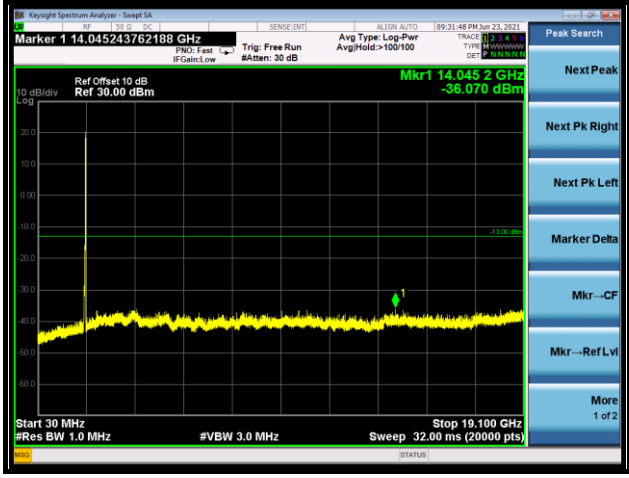

LTE BAND 25

1.4MHz / QPSK

CHANNEL 26047	CHANNEL 26365
FREQUENCY RANGE : 30MHz~19.15GHz	FREQUENCY RANGE : 30MHz~19.15GHz
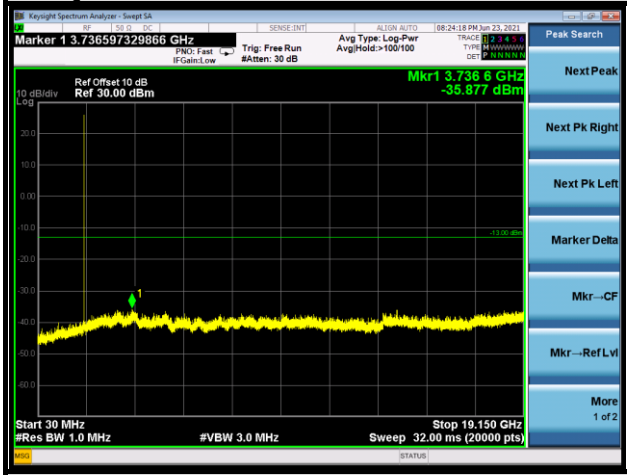	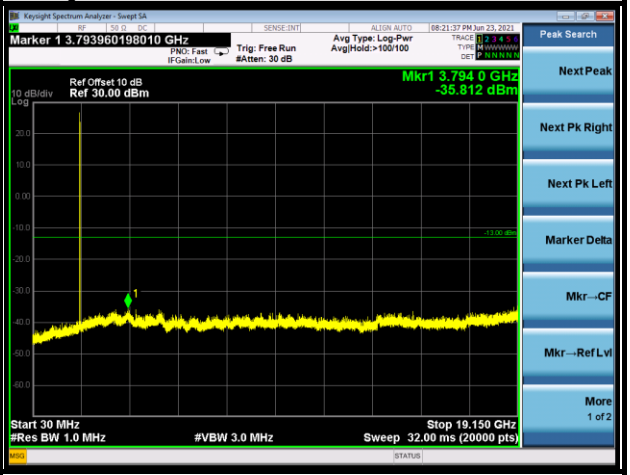
CHANNEL 26683	
FREQUENCY RANGE : 30MHz~19.15GHz	
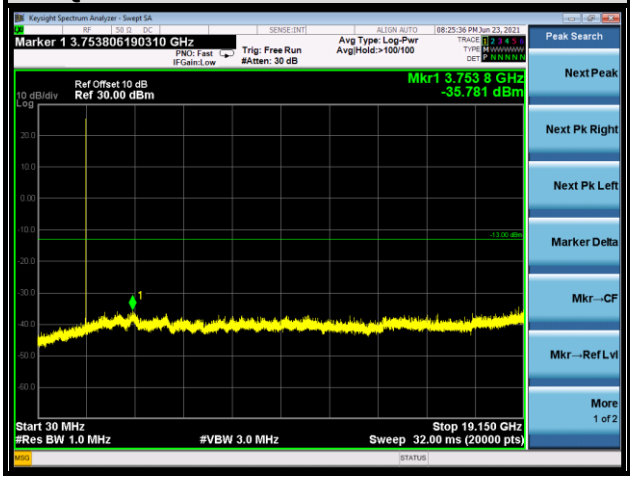	

3MHz / QPSK

CHANNEL 26055

FREQUENCY RANGE : 30MHz~19.15GHz

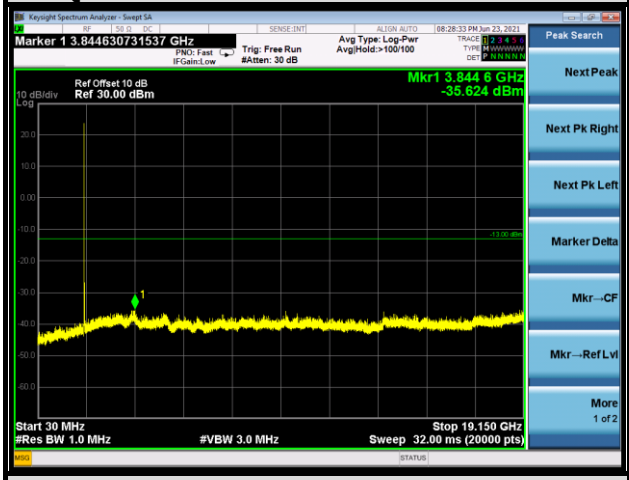

CHANNEL 26365

FREQUENCY RANGE : 30MHz~19.15GHz

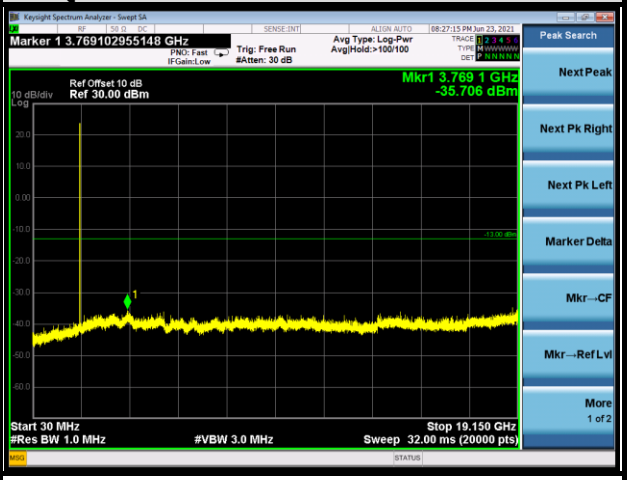

CHANNEL 26675

FREQUENCY RANGE : 30MHz~19.15GHz

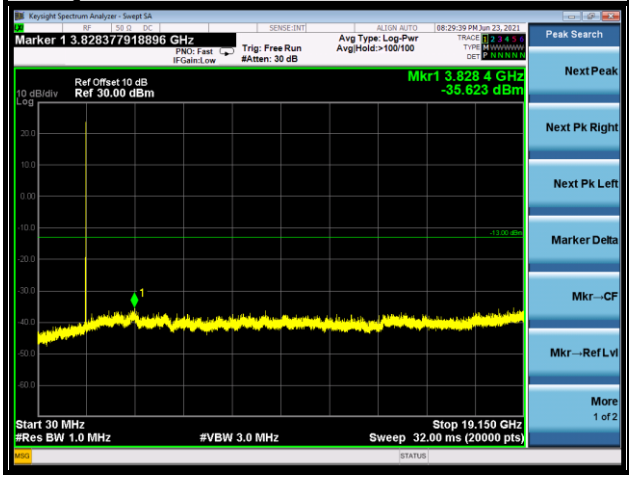

5MHz / QPSK

CHANNEL 26065

FREQUENCY RANGE : 30MHz~19.15GHz

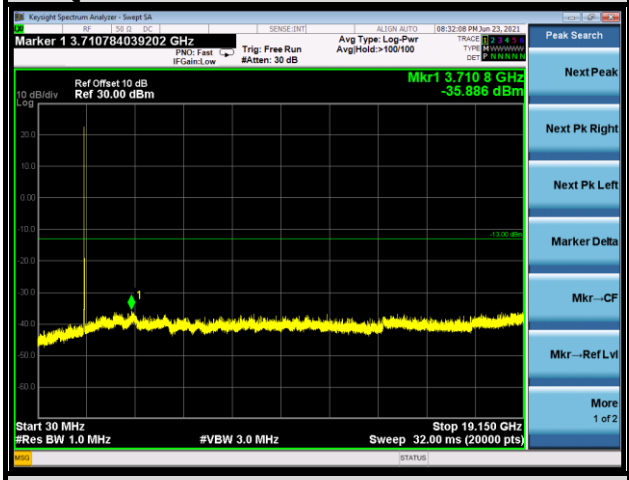

CHANNEL 26365

FREQUENCY RANGE : 30MHz~19.15GHz

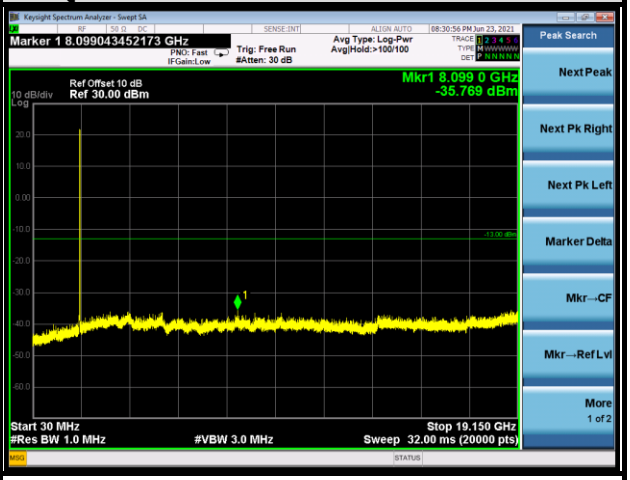

CHANNEL 26665

FREQUENCY RANGE : 30MHz~19.15GHz

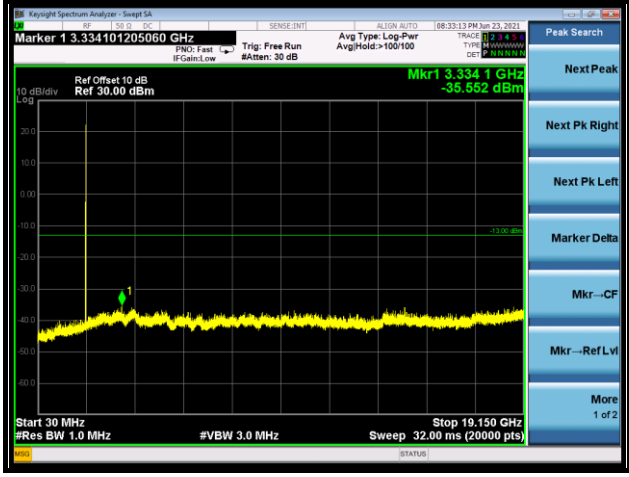

10MHz / QPSK

CHANNEL 26090

FREQUENCY RANGE : 30MHz~19.15GHz

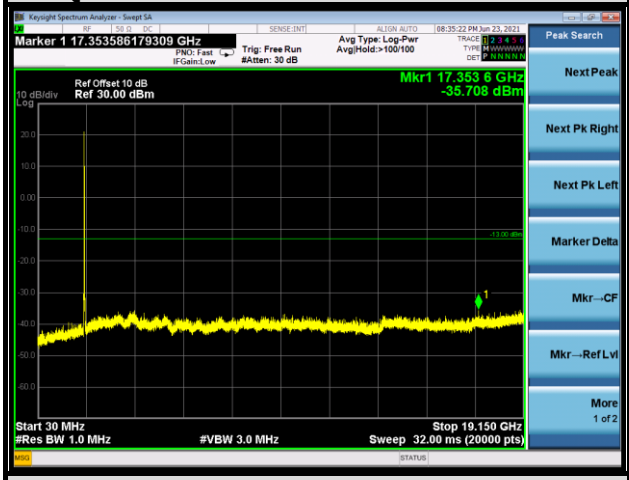

CHANNEL 26365

FREQUENCY RANGE : 30MHz~19.15GHz

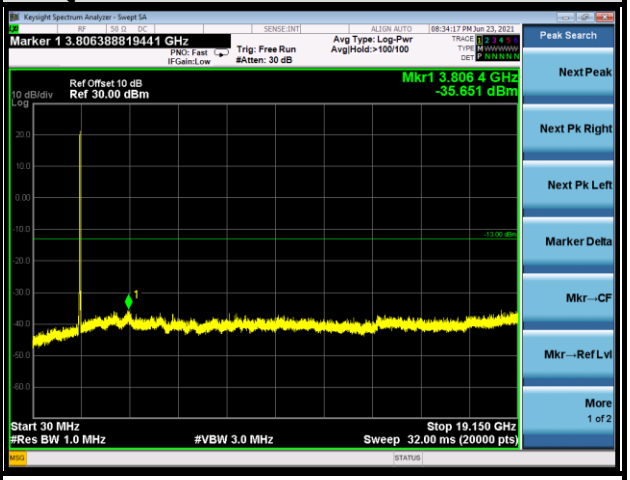

CHANNEL 26640

FREQUENCY RANGE : 30MHz~19.15GHz

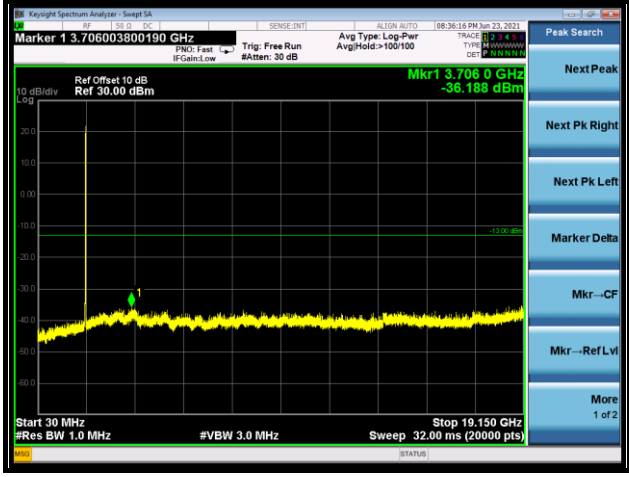

15MHz / QPSK

CHANNEL 26115

FREQUENCY RANGE : 30MHz~19.15GHz

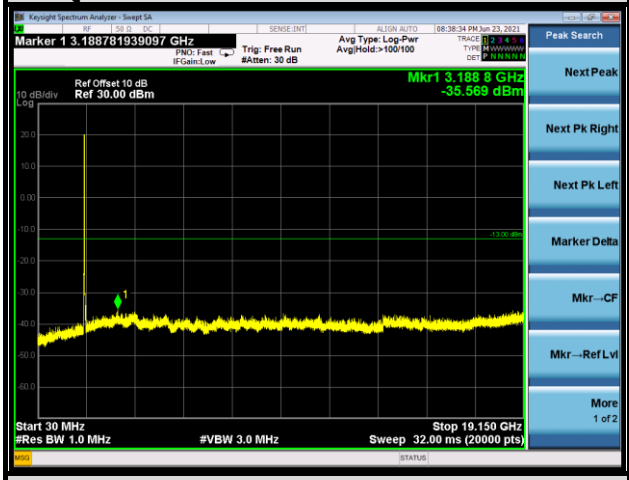

CHANNEL 26365

FREQUENCY RANGE : 30MHz~19.15GHz

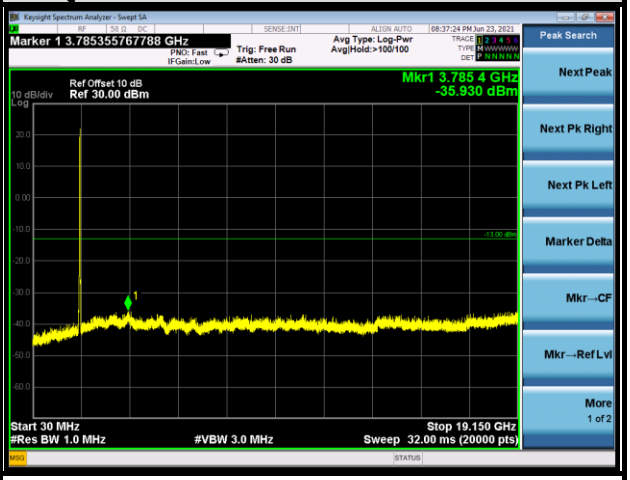

CHANNEL 26615

FREQUENCY RANGE : 30MHz~19.15GHz

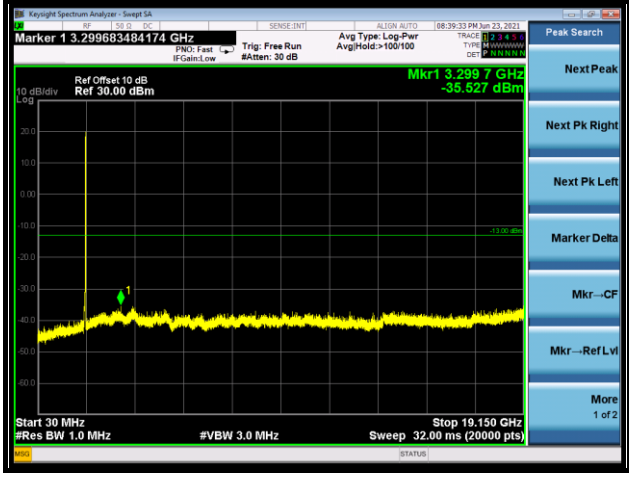

20MHz / QPSK

CHANNEL 26140

FREQUENCY RANGE : 30MHz~19.15GHz

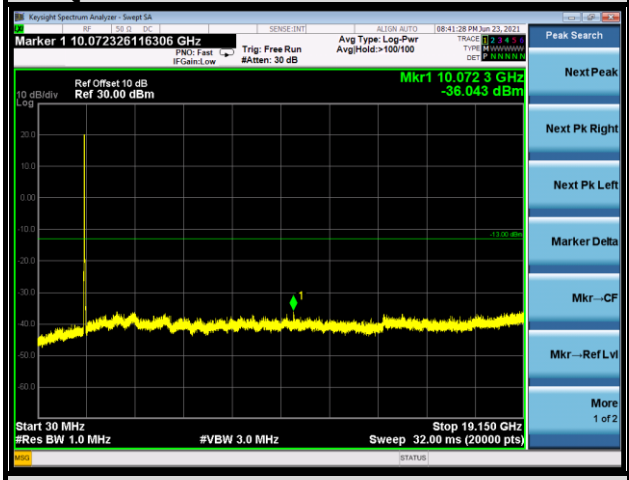

CHANNEL 26365

FREQUENCY RANGE : 30MHz~19.15GHz

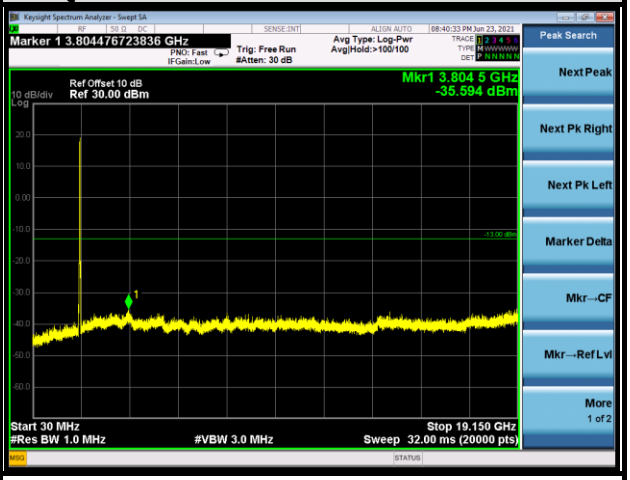

CHANNEL 26590

FREQUENCY RANGE : 30MHz~19.15GHz

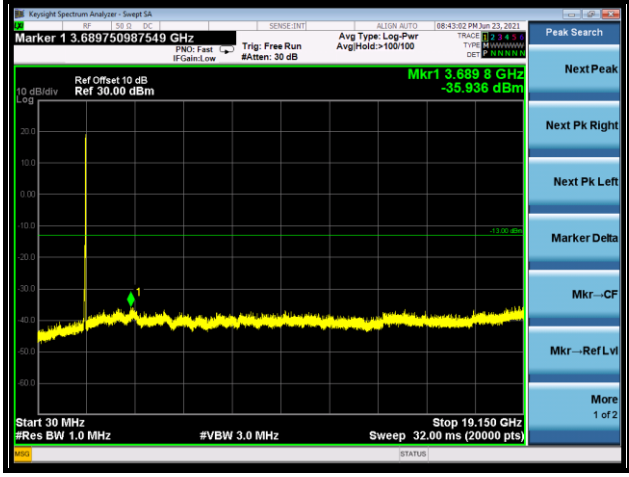

3.6 RADIATED EMISSION MEASUREMENT

3.6.1 LIMITS OF RADIATED EMISSION MEASUREMENT

The power of any emission outside of the authorized operating frequency ranges must be attenuated below the transmitting power (P) by a factor of at least 43 + 10 log(P) dB. The emission limit equal to –13dBm.

3.6.2 TEST PROCEDURES

a. Substitution method is used for E.I.R.P measurement. In the semi-anechoic chamber, EUT placed on the 0.8m height of Turn Table, rotated the table around 360 degrees to search the maximum radiation power and receiver antenna shall be rotated vertical and horizontal polarization and moved height from 1m to 4m to find the maximum polar radiated power. The “Read Value” is the spectrum reading the maximum power value.

b. The substitution horn antenna is substituted for EUT at the same position and signals generator export the CW signal to the substitution antenna via a TX cable. Rotated the Turn Table and moved receiving antenna to find the maximum radiation power. Adjust output power level of S.G to get a Value of spectrum reading equal to “Read Value “ of step a. Record the power level of S.G

c. EIRP = Output power level of S.G – TX cable loss + Antenna gain of substitution horn.

NOTE: The resolution bandwidth and video bandwidth of test receiver/spectrum analyzer is 1MHz/3MHz.

3.6.3 DEVIATION FROM TEST STANDARD

No deviation

3.6.4 TEST SETUP

< Frequency Range 30MHz~1GHz >

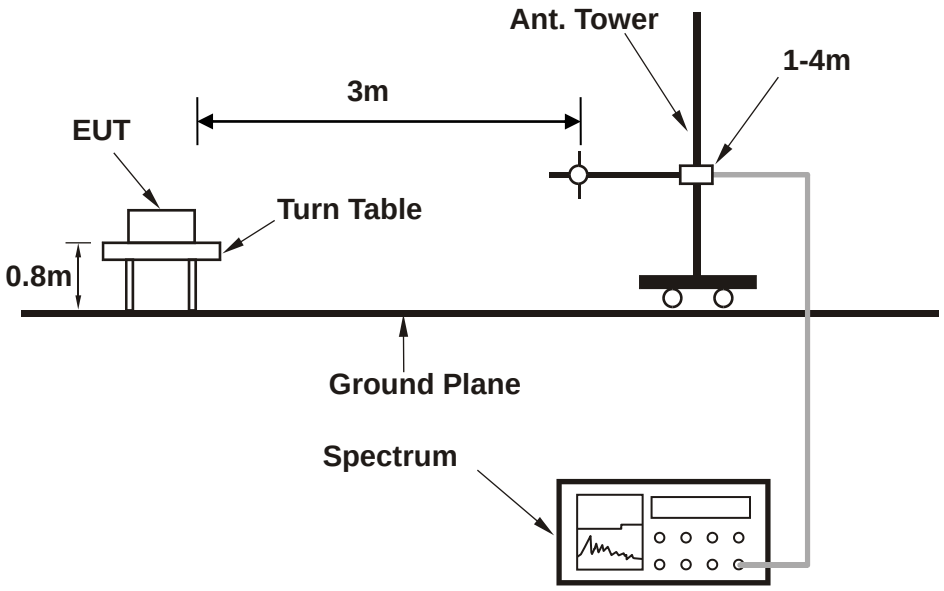

<Frequency Range above 1GHz>

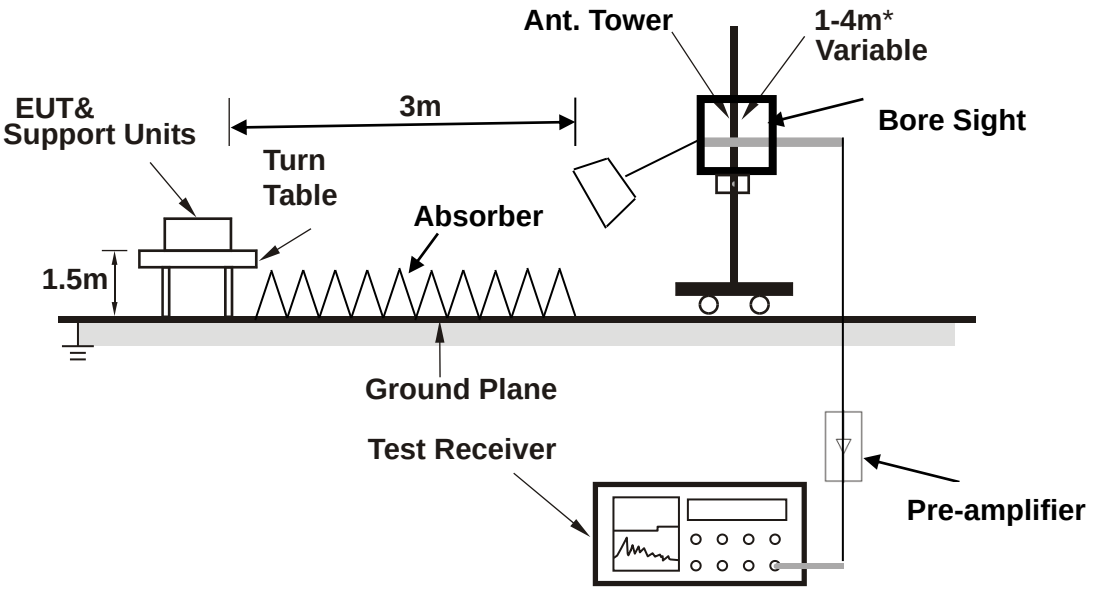

Note: Above 1G is a directional antenna

Depends on the EUT height and the antenna 3dB beamwidth both, refer to section 7.3 of CISPR 16-2-3.

For the actual test configuration, please refer to the attached file (Test Setup Photo).

3.6.5 TEST RESULTS

BELOW 1GHz WORST-CASE DATA

30 MHz – 1GHz data:

LTE Band 25

CHANNEL BANDWIDTH: 10MHz / QPSK

MODE	TX channel 26640	**FREQUENCY RANGE**	Below 1000MHz
ENVIRONMENTAL CONDITIONS	23deg. C, 70%RH	**INPUT POWER**	AC 120V/60Hz
TESTED BY	Jace Hu		
ANTENNA POLARITY & TEST DISTANCE: HORIZONTAL AT 3 M			

		Freq	Level	Read Level	Limit Line	Over Limit	Factor	Remark	Pol/Phase
		MHz	dBm/m	dBm	dBm/m	dB	dB/m		
1		63.950	-33.20	-40.84	-13.00	-20.20	7.64	Peak	Horizontal
2	PP	106.630	-26.71	-34.81	-13.00	-13.71	8.10	Peak	Horizontal
3		196.840	-30.64	-41.51	-13.00	-17.64	10.87	Peak	Horizontal
4		372.410	-40.90	-57.00	-13.00	-27.90	16.10	Peak	Horizontal
5		455.830	-42.12	-60.02	-13.00	-29.12	17.90	Peak	Horizontal
6		552.830	-43.35	-63.11	-13.00	-30.35	19.76	Peak	Horizontal

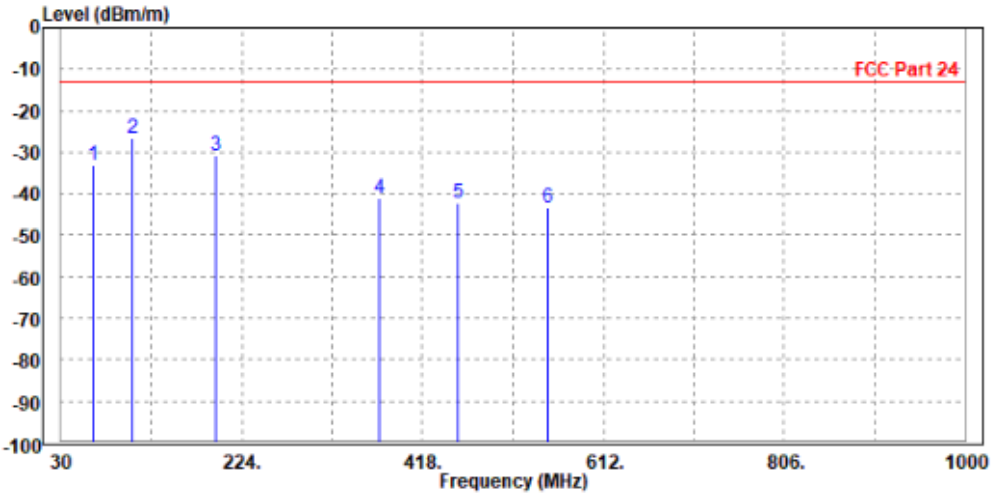

MODE	TX channel 26640	FREQUENCY RANGE	Below 1000MHz
ENVIRONMENTAL CONDITIONS	23deg. C, 70%RH	INPUT POWER	AC 120V/60Hz
TESTED BY	Jace Hu		
ANTENNA POLARITY & TEST DISTANCE: VERTICAL AT 3 M			

		Freq	Level	Read Level	Limit Line	Over Limit	Factor	Remark	Pol/Phase
		MHz	dBm/m	dBm	dBm/m	dB	dB/m		
1		63.950	-33.24	-41.14	-13.00	-20.24	7.90	Peak	Vertical
2	PP	110.510	-29.24	-37.48	-13.00	-16.24	8.24	Peak	Vertical
3		157.070	-29.81	-40.87	-13.00	-16.81	11.06	Peak	Vertical
4		321.970	-36.69	-52.17	-13.00	-23.69	15.48	Peak	Vertical
5		437.400	-40.95	-58.86	-13.00	-27.95	17.91	Peak	Vertical
6		594.540	-43.29	-64.09	-13.00	-30.29	20.80	Peak	Vertical

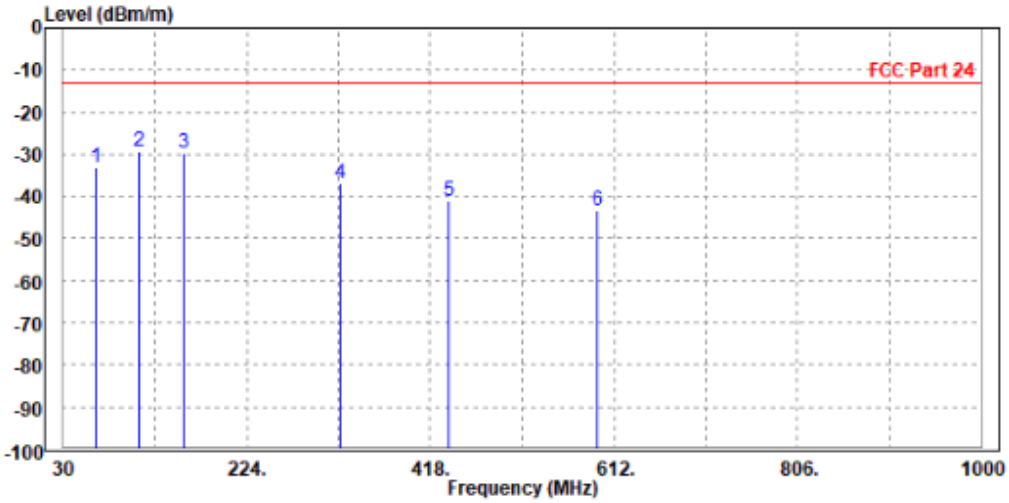

ABOVE 1GHz DATA

Note: For higher frequency, the emission is too low to be detected.

WORST-CASE DATA

GSM 1900:

CH 512

MODE	TX channel 512	FREQUENCY RANGE	Above 1000MHz
ENVIRONMENTAL CONDITIONS	23deg. C, 70%RH	INPUT POWER	AC 120V/60Hz
TESTED BY	Jace Hu		
ANTENNA POLARITY & TEST DISTANCE: HORIZONTAL AT 3 M			

	Freq	Level	Read Level	Limit Line	Over Limit	Factor	Remark	Pol/Phase
	MHz	dBm/m	dBm	dBm/m	dB	dB/m		
1 PP	3698.000	-48.86	-57.64	-13.00	-35.86	8.78	Peak	Horizontal
2	5550.600	-49.39	-59.58	-13.00	-36.39	10.19	Peak	Horizontal

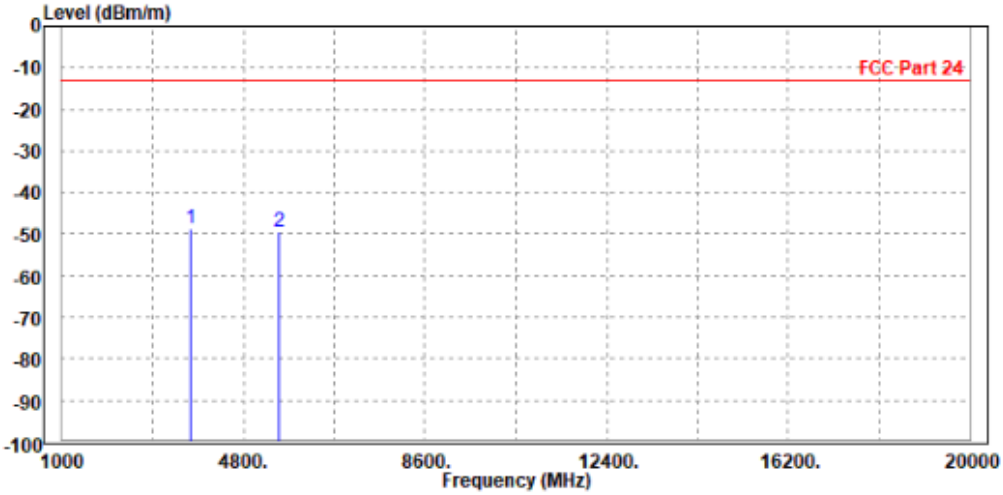

MODE	TX channel 512	FREQUENCY RANGE	Above 1000MHz
ENVIRONMENTAL CONDITIONS	23deg. C, 70%RH	INPUT POWER	AC 120V/60Hz
TESTED BY	Jace Hu		
ANTENNA POLARITY & TEST DISTANCE: VERTICAL AT 3 M			

		Freq	Level	Read Level	Limit Line	Over Limit	Factor	Remark	Pol/Phase
		MHz	dBm/m	dBm	dBm/m	dB	dB/m		
1	PP	3698.000	-48.11	-57.36	-13.00	-35.11	9.25	Peak	Vertical
2		5550.600	-49.32	-59.22	-13.00	-36.32	9.90	Peak	Vertical

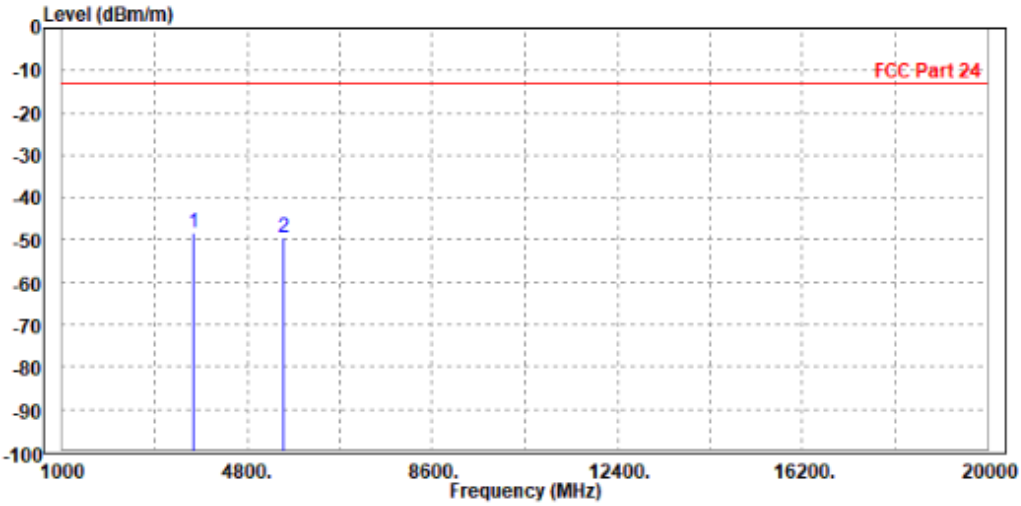

CH 661

MODE	TX channel 661	FREQUENCY RANGE	Above 1000MHz
ENVIRONMENTAL CONDITIONS	23deg. C, 70%RH	INPUT POWER	AC 120V/60Hz
TESTED BY	Jace Hu		
ANTENNA POLARITY & TEST DISTANCE: HORIZONTAL AT 3 M			

	Freq	Level	Read Level	Limit Line	Over Limit	Factor	Remark	Pol/Phase
	MHz	dBm/m	dBm	dBm/m	dB	dB/m		
1	3755.000	-48.74	-57.59	-13.00	-35.74	8.85	Peak	Horizontal
2 PP	5640.000	-48.27	-58.75	-13.00	-35.27	10.48	Peak	Horizontal

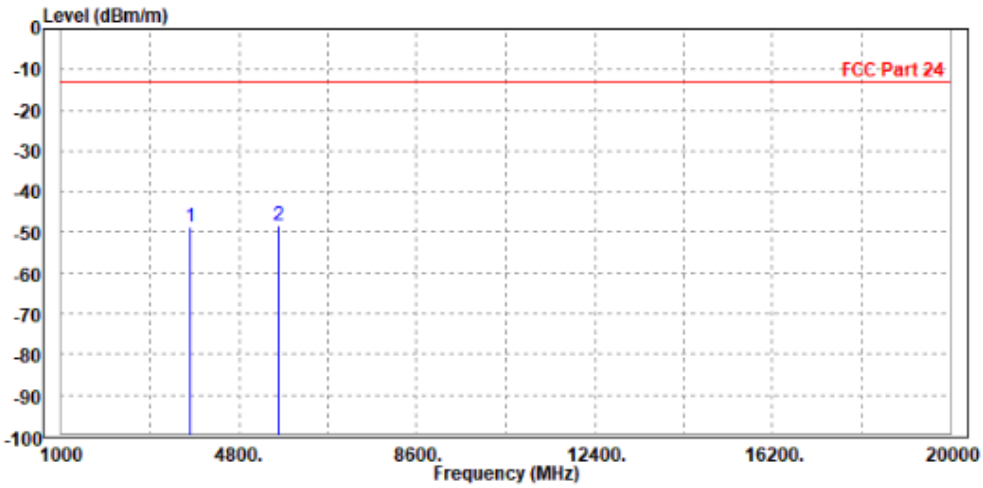

MODE	TX channel 661	FREQUENCY RANGE	Above 1000MHz
ENVIRONMENTAL CONDITIONS	23deg. C, 70%RH	INPUT POWER	AC 120V/60Hz
TESTED BY	Jace Hu		
ANTENNA POLARITY & TEST DISTANCE: VERTICAL AT 3 M			

		Freq	Level	Read Level	Limit Line	Over Limit	Factor	Remark	Pol/Phase
		MHz	dBm/m	dBm	dBm/m	dB	dB/m		
1	PP	3755.000	-43.71	-52.98	-13.00	-30.71	9.27	Peak	Vertical
2		5640.000	-48.88	-59.13	-13.00	-35.88	10.25	Peak	Vertical

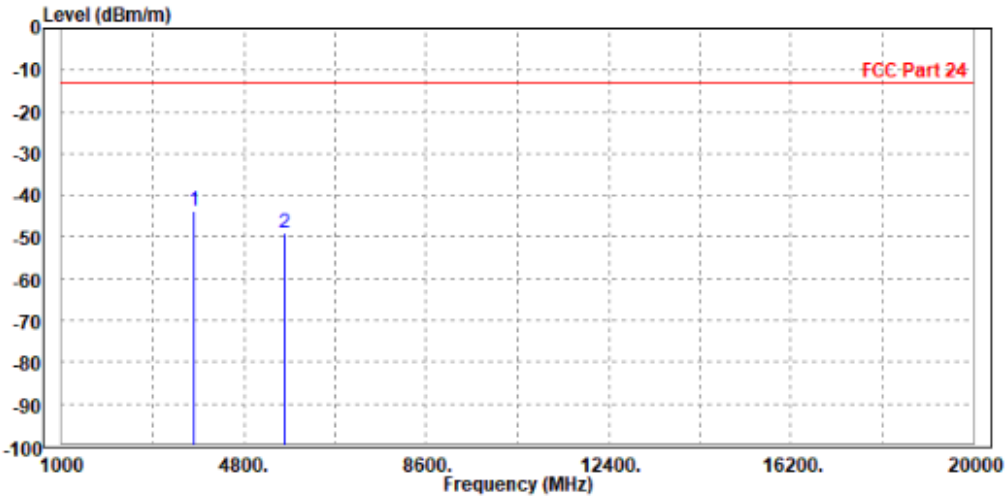

CH 810

MODE	TX channel 810	FREQUENCY RANGE	Above 1000MHz
ENVIRONMENTAL CONDITIONS	23deg. C, 70%RH	INPUT POWER	AC 120V/60Hz
TESTED BY	Jace Hu		
ANTENNA POLARITY & TEST DISTANCE: HORIZONTAL AT 3 M			

		Freq	Level	Read Level	Limit Line	Over Limit	Factor	Remark	Pol/Phase
		MHz	dBm/m	dBm	dBm/m	dB	dB/m		
1		3812.000	-48.12	-57.03	-13.00	-35.12	8.91	Peak	Horizontal
2	PP	5729.400	-43.43	-54.21	-13.00	-30.43	10.78	Peak	Horizontal

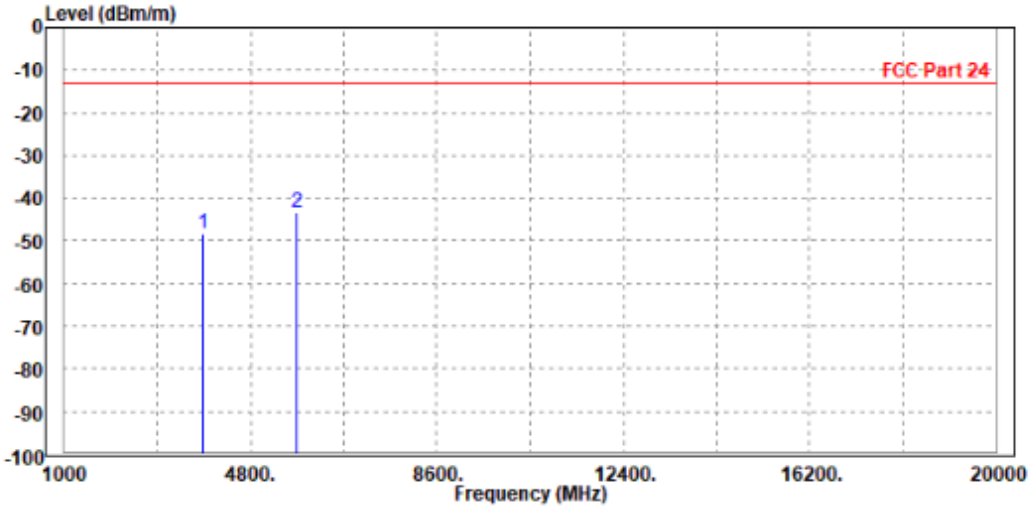

MODE	TX channel 810	FREQUENCY RANGE	Above 1000MHz
ENVIRONMENTAL CONDITIONS	23deg. C, 70%RH	INPUT POWER	AC 120V/60Hz
TESTED BY	Jace Hu		
ANTENNA POLARITY & TEST DISTANCE: VERTICAL AT 3 M			

		Freq	Level	Read Level	Limit Line	Over Limit	Factor	Remark	Pol/Phase
		MHz	dBm/m	dBm	dBm/m	dB	dB/m		
1		3812.000	-46.53	-55.82	-13.00	-33.53	9.29	Peak	Vertical
2	PP	5729.400	-40.17	-50.76	-13.00	-27.17	10.59	Peak	Vertical

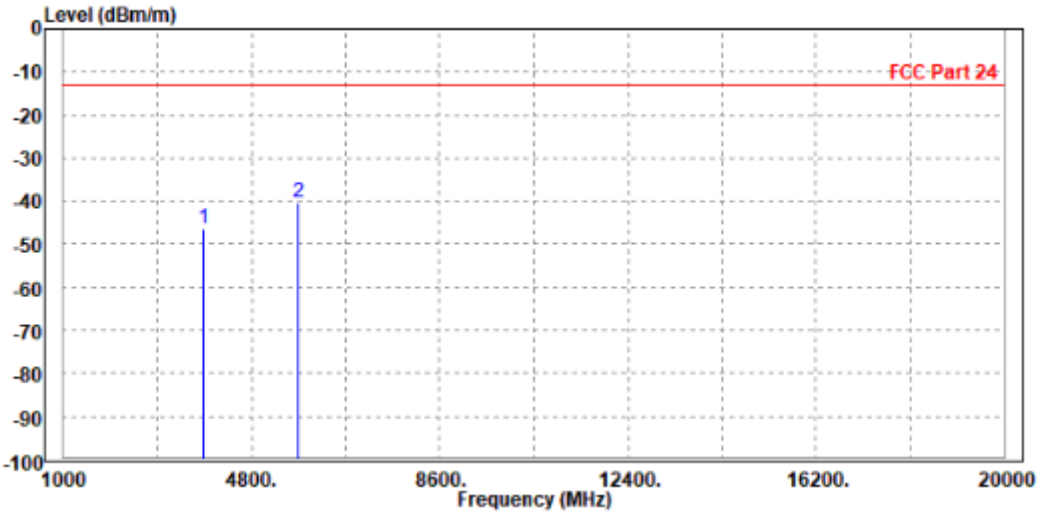

EDGE 1900:

CH 512

MODE	TX channel 512	FREQUENCY RANGE	Above 1000MHz
ENVIRONMENTAL CONDITIONS	23deg. C, 70%RH	INPUT POWER	AC 120V/60Hz
TESTED BY	Jace Hu		
ANTENNA POLARITY & TEST DISTANCE: HORIZONTAL AT 3 M			

	Freq	Level	Read Level	Limit Line	Over Limit	Factor	Remark	Pol/Phase
	MHz	dBm/m	dBm	dBm/m	dB	dB/m		
1 PP	3698.000	-48.90	-57.68	-13.00	-35.90	8.78	Peak	Horizontal
2	5550.600	-49.91	-60.10	-13.00	-36.91	10.19	Peak	Horizontal

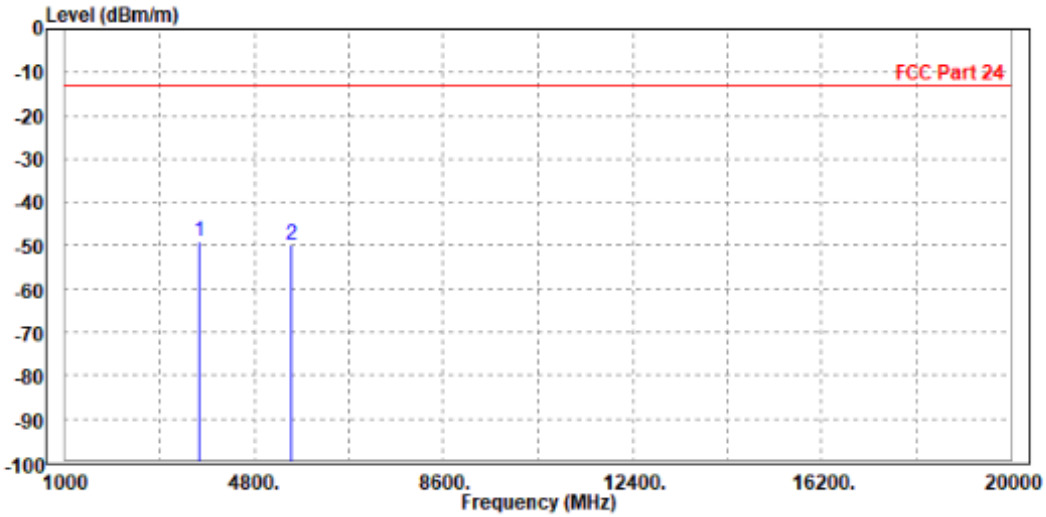

MODE	TX channel 512	FREQUENCY RANGE	Above 1000MHz
ENVIRONMENTAL CONDITIONS	23deg. C, 70%RH	INPUT POWER	AC 120V/60Hz
TESTED BY	Jace Hu		
ANTENNA POLARITY & TEST DISTANCE: VERTICAL AT 3 M			

	Freq	Level	Read Level	Limit Line	Over Limit	Factor	Remark	Pol/Phase
	MHz	dBm/m	dBm	dBm/m	dB	dB/m		
1 PP	3698.000	-48.23	-57.48	-13.00	-35.23	9.25	Peak	Vertical
2	5550.600	-50.53	-60.43	-13.00	-37.53	9.90	Peak	Vertical

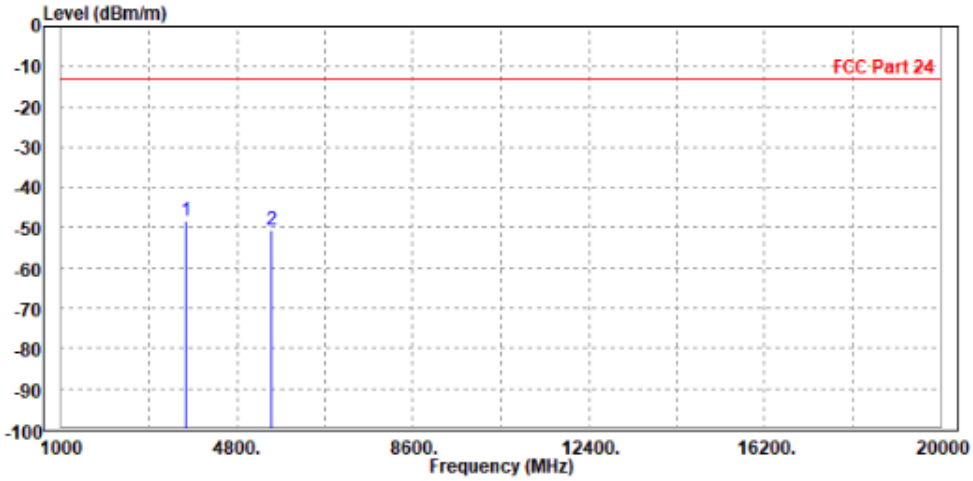

CH 661

MODE	TX channel 661	FREQUENCY RANGE	Above 1000MHz
ENVIRONMENTAL CONDITIONS	23deg. C, 70%RH	INPUT POWER	AC 120V/60Hz
TESTED BY	Jace Hu		
ANTENNA POLARITY & TEST DISTANCE: HORIZONTAL AT 3 M			

	Freq	Level	Read Level	Limit Line	Over Limit	Factor	Remark	Pol/Phase
	MHz	dBm/m	dBm	dBm/m	dB	dB/m		
1 PP	3755.000	-48.90	-57.75	-13.00	-35.90	8.85	Peak	Horizontal
2	5640.000	-49.47	-59.95	-13.00	-36.47	10.48	Peak	Horizontal

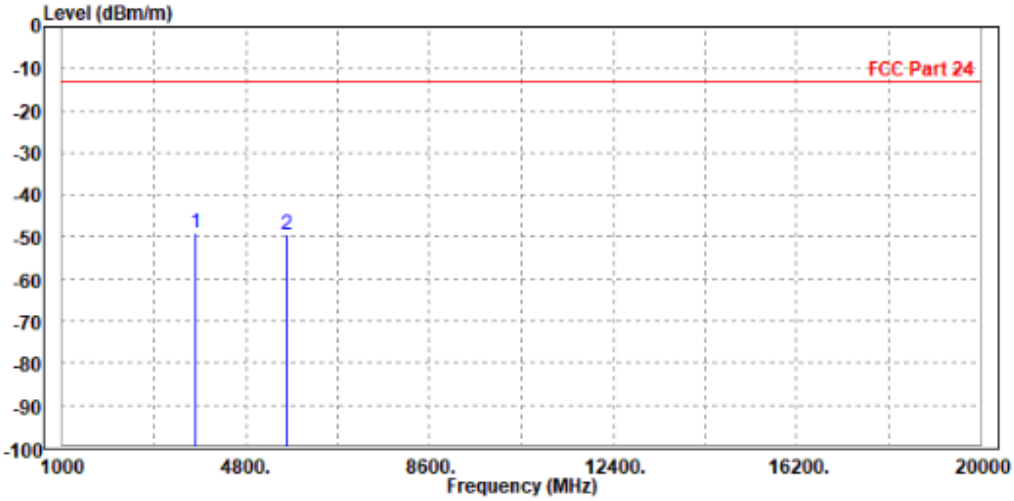

MODE	TX channel 661	FREQUENCY RANGE	Above 1000MHz
ENVIRONMENTAL CONDITIONS	23deg. C, 70%RH	INPUT POWER	AC 120V/60Hz
TESTED BY	Jace Hu		
ANTENNA POLARITY & TEST DISTANCE: VERTICAL AT 3 M			

	Freq	Level	Read Level	Limit Line	Over Limit	Factor	Remark	Pol/Phase
	MHz	dBm/m	dBm	dBm/m	dB	dB/m		
1 PP	3755.000	-43.88	-53.15	-13.00	-30.88	9.27	Peak	Vertical
2	5640.000	-48.79	-59.04	-13.00	-35.79	10.25	Peak	Vertical

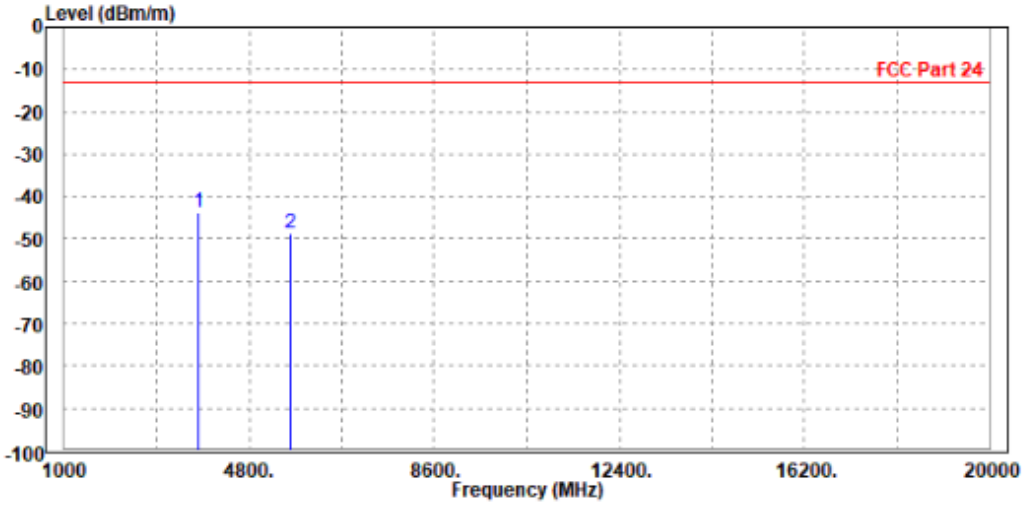

CH 810

MODE	TX channel 810	FREQUENCY RANGE	Above 1000MHz
ENVIRONMENTAL CONDITIONS	23deg. C, 70%RH	INPUT POWER	AC 120V/60Hz
TESTED BY	Jace Hu		
ANTENNA POLARITY & TEST DISTANCE: HORIZONTAL AT 3 M			

		Freq	Level	Read Level	Limit Line	Over Limit	Factor	Remark	Pol/Phase
		MHz	dBm/m	dBm	dBm/m	dB	dB/m		
1		3812.000	-44.82	-53.73	-13.00	-31.82	8.91	Peak	Horizontal
2	PP	5729.400	-42.01	-52.79	-13.00	-29.01	10.78	Peak	Horizontal

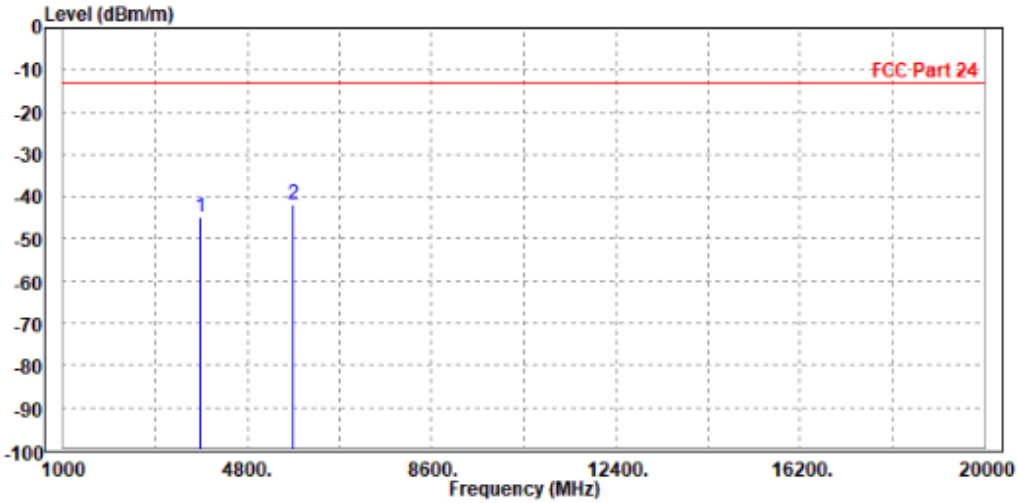

MODE	TX channel 810	FREQUENCY RANGE	Above 1000MHz
ENVIRONMENTAL CONDITIONS	23deg. C, 70%RH	INPUT POWER	AC 120V/60Hz
TESTED BY	Jace Hu		
ANTENNA POLARITY & TEST DISTANCE: VERTICAL AT 3 M			

	Freq	Level	Read Level	Limit Line	Over Limit	Factor	Remark	Pol/Phase
	MHz	dBm/m	dBm	dBm/m	dB	dB/m		
1	3812.000	-43.06	-52.35	-13.00	-30.06	9.29	Peak	Vertical
2 PP	5729.400	-42.63	-53.22	-13.00	-29.63	10.59	Peak	Vertical

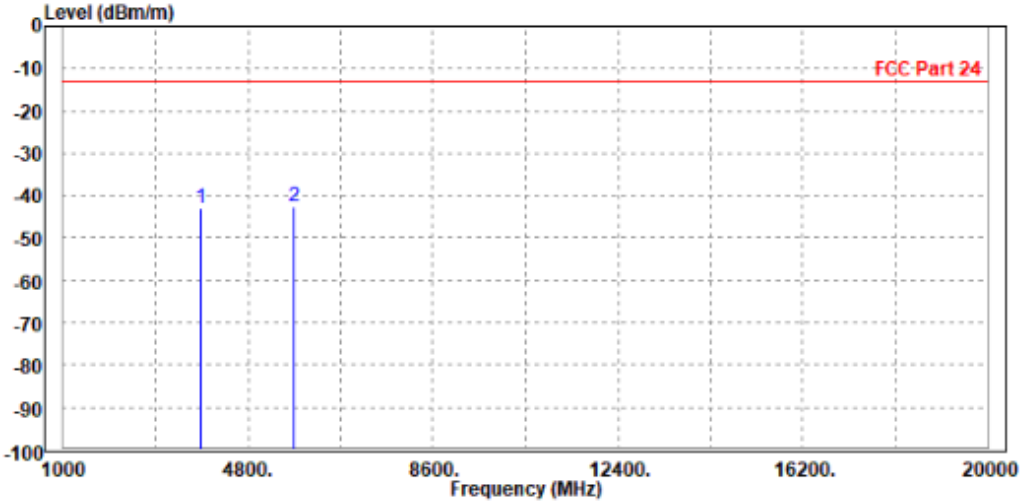

WCDMA Band II

CH 9262

MODE	TX channel 9262	FREQUENCY RANGE	Above 1000MHz
ENVIRONMENTAL CONDITIONS	23deg. C, 70%RH	INPUT POWER	AC 120V/60Hz
TESTED BY	Jace Hu		
ANTENNA POLARITY & TEST DISTANCE: HORIZONTAL AT 3 M			

		Freq	Level	Read Level	Limit Line	Over Limit	Factor	Remark	Pol/Phase
		MHz	dBm/m	dBm	dBm/m	dB	dB/m		
1	PP	3698.000	-48.44	-57.22	-13.00	-35.44	8.78	Peak	Horizontal
2		5557.200	-50.21	-60.42	-13.00	-37.21	10.21	Peak	Horizontal

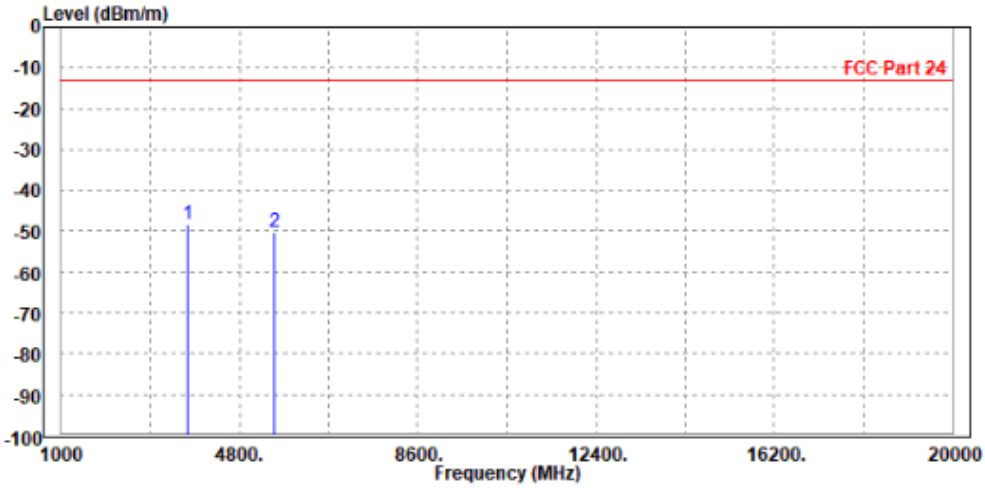

MODE	TX channel 9262	FREQUENCY RANGE	Above 1000MHz
ENVIRONMENTAL CONDITIONS	23deg. C, 70%RH	INPUT POWER	AC 120V/60Hz
TESTED BY	Jace Hu		
ANTENNA POLARITY & TEST DISTANCE: VERTICAL AT 3 M			

		Freq	Level	Read Level	Limit Line	Over Limit	Factor	Remark	Pol/Phase
		MHz	dBm/m	dBm	dBm/m	dB	dB/m		
1	PP	3698.000	-47.91	-57.16	-13.00	-34.91	9.25	Peak	Vertical
2		5557.200	-50.17	-60.10	-13.00	-37.17	9.93	Peak	Vertical

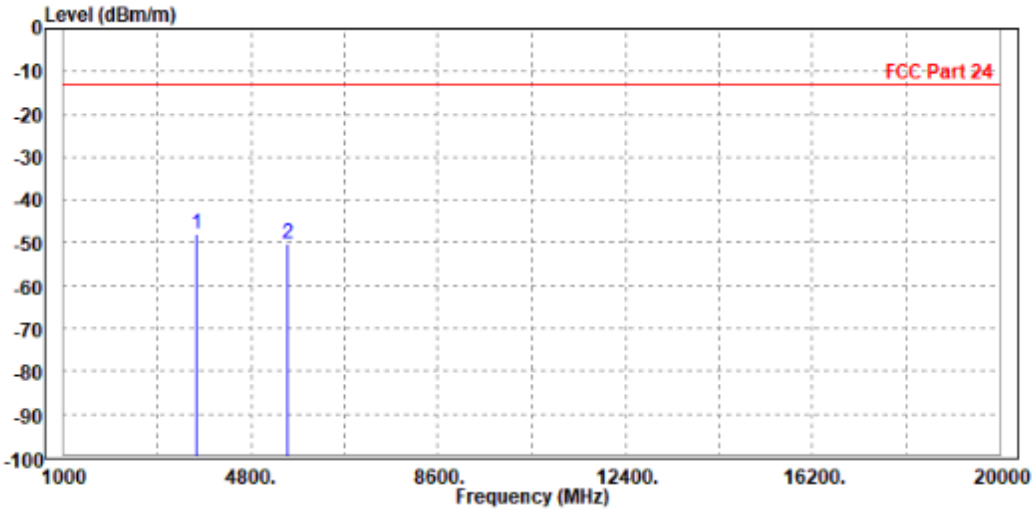

CH 9400

MODE	TX channel 9400	FREQUENCY RANGE	Above 1000MHz
ENVIRONMENTAL CONDITIONS	23deg. C, 70%RH	INPUT POWER	AC 120V/60Hz
TESTED BY	Jace Hu		
ANTENNA POLARITY & TEST DISTANCE: HORIZONTAL AT 3 M			

	Freq	Level	Read Level	Limit Line	Over Limit	Factor	Remark	Pol/Phase
	MHz	dBm/m	dBm	dBm/m	dB	dB/m		
1	3755.000	-49.53	-58.38	-13.00	-36.53	8.85	Peak	Horizontal
2 PP	5640.000	-48.86	-59.34	-13.00	-35.86	10.48	Peak	Horizontal

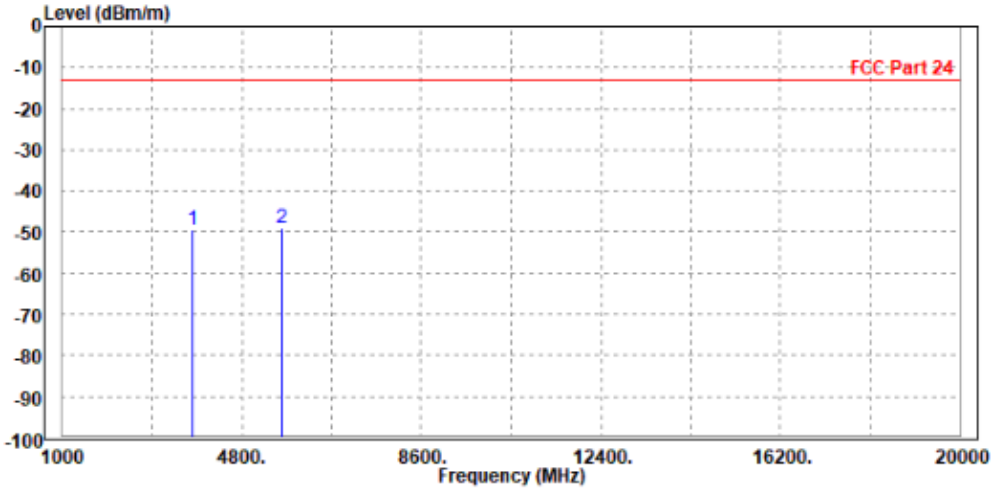

MODE	TX channel 9400	FREQUENCY RANGE	Above 1000MHz
ENVIRONMENTAL CONDITIONS	23deg. C, 70%RH	INPUT POWER	AC 120V/60Hz
TESTED BY	Jace Hu		
ANTENNA POLARITY & TEST DISTANCE: VERTICAL AT 3 M			

		Freq	Level	Read Level	Limit Line	Over Limit	Factor	Remark	Pol/Phase
		MHz	dBm/m	dBm	dBm/m	dB	dB/m		
1		3755.000	-49.32	-58.59	-13.00	-36.32	9.27	Peak	Vertical
2	PP	5640.000	-48.18	-58.43	-13.00	-35.18	10.25	Peak	Vertical

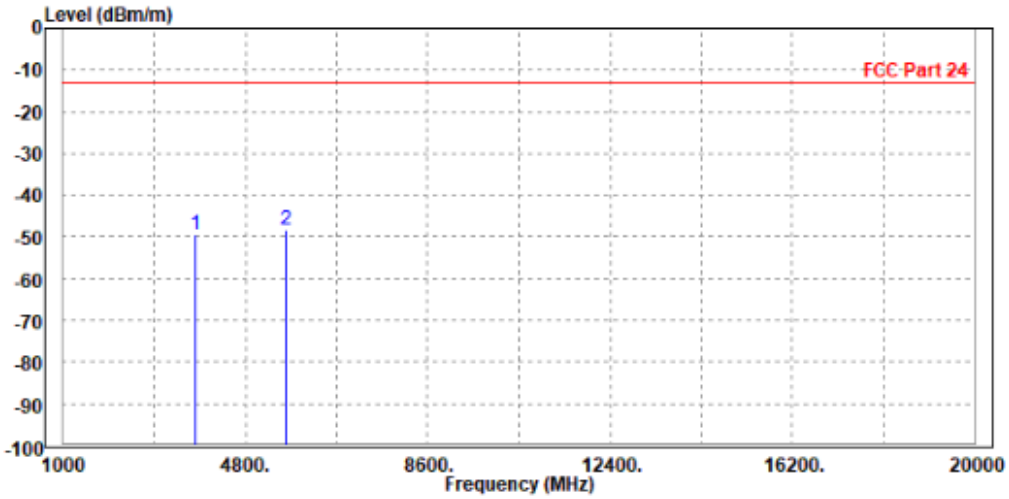

CH 9538

MODE	TX channel 9538	**FREQUENCY RANGE**	Above 1000MHz
ENVIRONMENTAL CONDITIONS	23deg. C, 70%RH	**INPUT POWER**	AC 120V/60Hz
TESTED BY	Jace Hu		
ANTENNA POLARITY & TEST DISTANCE: HORIZONTAL AT 3 M			

	Freq	Level	Read Level	Limit Line	Over Limit	Factor	Remark	Pol/Phase
	MHz	dBm/m	dBm	dBm/m	dB	dB/m		
1	3812.000	-49.59	-58.50	-13.00	-36.59	8.91	Peak	Horizontal
2 PP	5722.800	-45.63	-56.39	-13.00	-32.63	10.76	Peak	Horizontal

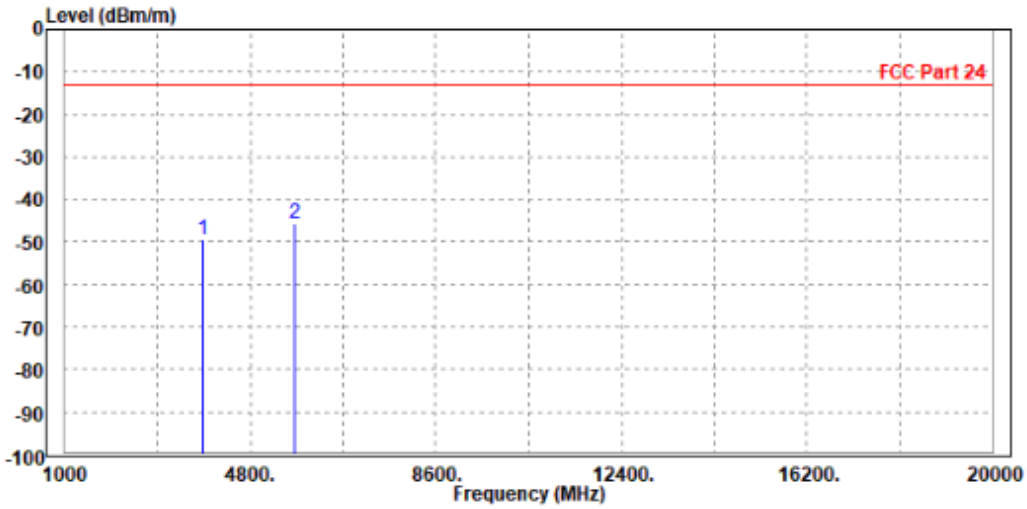

MODE	TX channel 9538	FREQUENCY RANGE	Above 1000MHz
ENVIRONMENTAL CONDITIONS	23deg. C, 70%RH	INPUT POWER	AC 120V/60Hz
TESTED BY	Jace Hu		
ANTENNA POLARITY & TEST DISTANCE: VERTICAL AT 3 M			

		Freq	Level	Read Level	Limit Line	Over Limit	Factor	Remark	Pol/Phase
		MHz	dBm/m	dBm	dBm/m	dB	dB/m		
1		3812.000	-48.76	-58.05	-13.00	-35.76	9.29	Peak	Vertical
2	PP	5722.800	-44.61	-55.18	-13.00	-31.61	10.57	Peak	Vertical

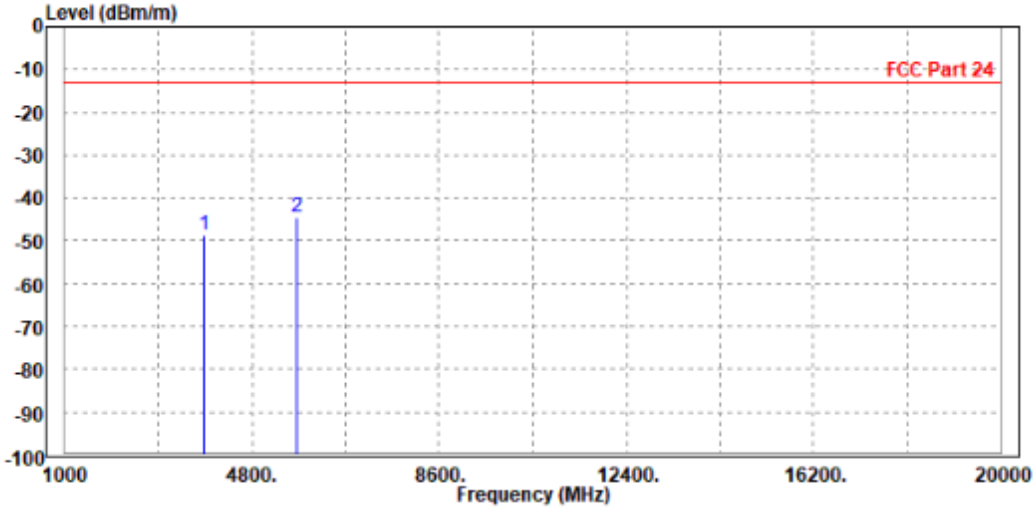

LTE Band 2

CHANNEL BANDWIDTH: 1.4MHz / QPSK

CH18607

MODE	TX channel 18607	FREQUENCY RANGE	Above 1000MHz
ENVIRONMENTAL CONDITIONS	23deg. C, 70%RH	INPUT POWER	AC 120V/60Hz
TESTED BY	Jace Hu		
ANTENNA POLARITY & TEST DISTANCE: HORIZONTAL AT 3 M			

	Freq	Level	Read Level	Limit Line	Over Limit	Factor	Remark	Pol/Phase
	MHz	dBm/m	dBm	dBm/m	dB	dB/m		
1 PP	3698.000	-48.33	-57.11	-13.00	-35.33	8.78	Peak	Horizontal
2	5552.100	-49.03	-59.22	-13.00	-36.03	10.19	Peak	Horizontal

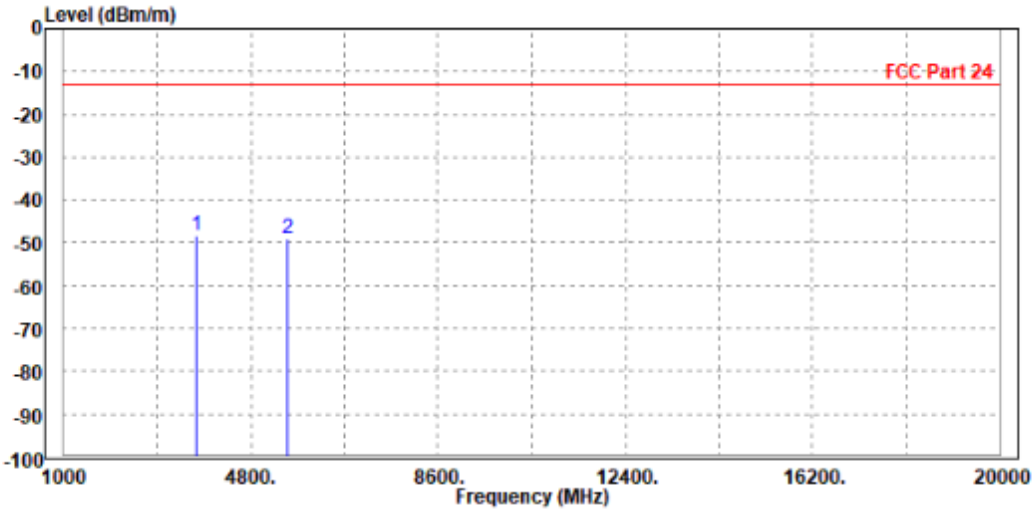

MODE	TX channel 18607	FREQUENCY RANGE	Above 1000MHz
ENVIRONMENTAL CONDITIONS	23deg. C, 70%RH	INPUT POWER	AC 120V/60Hz
TESTED BY	Jace Hu		
ANTENNA POLARITY & TEST DISTANCE: VERTICAL AT 3 M			

	Freq	Level	Read Level	Limit Line	Over Limit	Factor	Remark	Pol/Phase
	MHz	dBm/m	dBm	dBm/m	dB	dB/m		
1 PP	3698.000	-46.62	-55.87	-13.00	-33.62	9.25	Peak	Vertical
2	5552.100	-49.56	-59.47	-13.00	-36.56	9.91	Peak	Vertical

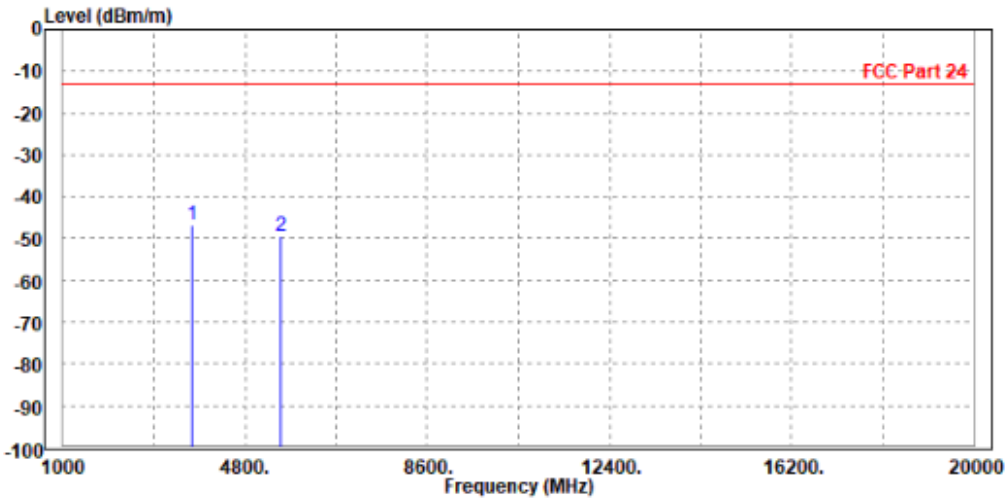

CH18900

MODE	TX channel 18900	FREQUENCY RANGE	Above 1000MHz
ENVIRONMENTAL CONDITIONS	23deg. C, 70%RH	INPUT POWER	AC 120V/60Hz
TESTED BY	Jace Hu		
ANTENNA POLARITY & TEST DISTANCE: HORIZONTAL AT 3 M			

	Freq	Level	Read Level	Limit Line	Over Limit	Factor	Remark	Pol/Phase
	MHz	dBm/m	dBm	dBm/m	dB	dB/m		
1	3755.000	-49.29	-58.14	-13.00	-36.29	8.85	Peak	Horizontal
2 PP	5640.000	-47.54	-58.02	-13.00	-34.54	10.48	Peak	Horizontal

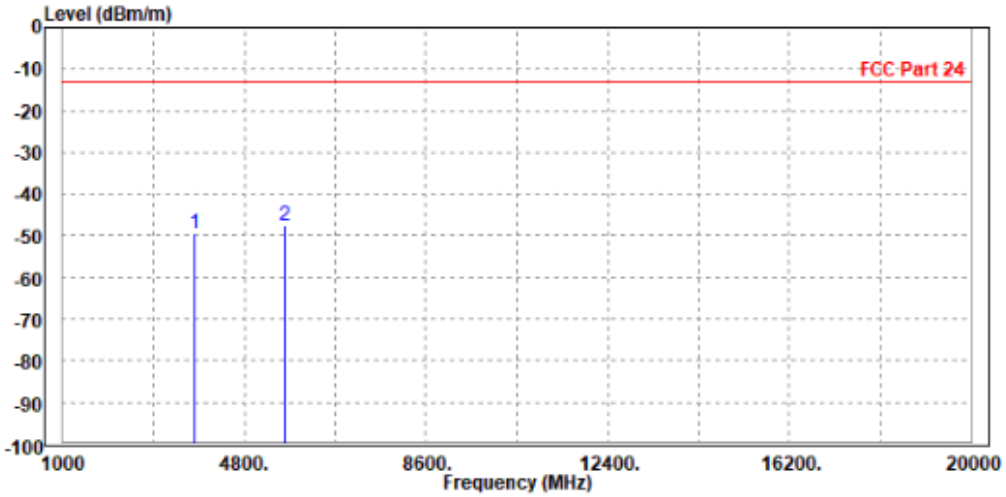

MODE	TX channel 18900	FREQUENCY RANGE	Above 1000MHz
ENVIRONMENTAL CONDITIONS	23deg. C, 70%RH	INPUT POWER	AC 120V/60Hz
TESTED BY	Jace Hu		
ANTENNA POLARITY & TEST DISTANCE: VERTICAL AT 3 M			

	Freq	Level	Read Level	Limit Line	Over Limit	Factor	Remark	Pol/Phase
	MHz	dBm/m	dBm	dBm/m	dB	dB/m		
1 PP	3755.000	-48.04	-57.31	-13.00	-35.04	9.27	Peak	Vertical
2	5640.000	-48.78	-59.03	-13.00	-35.78	10.25	Peak	Vertical

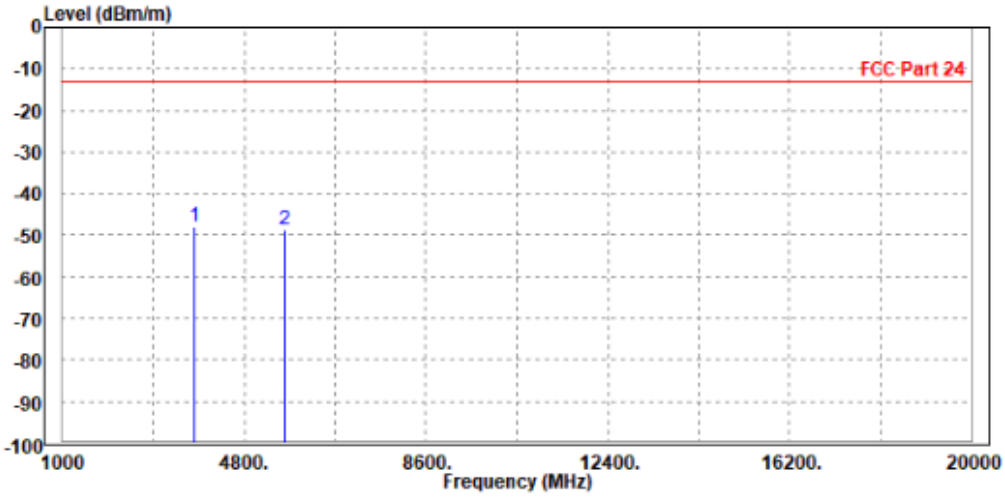

CH19193

MODE	TX channel 19193	FREQUENCY RANGE	Above 1000MHz
ENVIRONMENTAL CONDITIONS	23deg. C, 70%RH	INPUT POWER	AC 120V/60Hz
TESTED BY	Jace Hu		
ANTENNA POLARITY & TEST DISTANCE: HORIZONTAL AT 3 M			

		Freq	Level	Read Level	Limit Line	Over Limit	Factor	Remark	Pol/Phase
		MHz	dBm/m	dBm	dBm/m	dB	dB/m		
1		3812.000	-48.25	-57.16	-13.00	-35.25	8.91	Peak	Horizontal
2	PP	5727.900	-46.62	-57.39	-13.00	-33.62	10.77	Peak	Horizontal

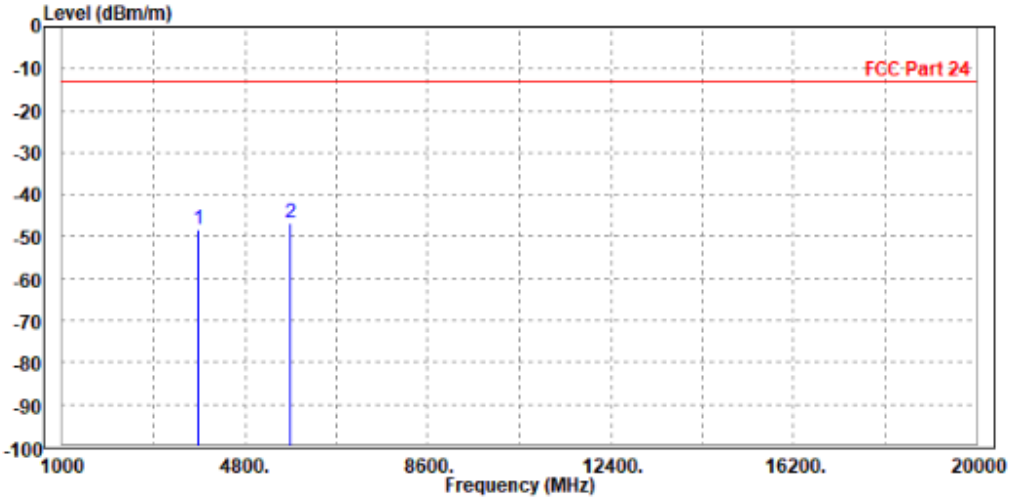

MODE	TX channel 19193	FREQUENCY RANGE	Above 1000MHz
ENVIRONMENTAL CONDITIONS	23deg. C, 70%RH	INPUT POWER	AC 120V/60Hz
TESTED BY	Jace Hu		
ANTENNA POLARITY & TEST DISTANCE: VERTICAL AT 3 M			

		Freq	Level	Read Level	Limit Line	Over Limit	Factor	Remark	Pol/Phase
		MHz	dBm/m	dBm	dBm/m	dB	dB/m		
1		3812.000	-47.91	-57.20	-13.00	-34.91	9.29	Peak	Vertical
2	PP	5727.900	-46.09	-56.68	-13.00	-33.09	10.59	Peak	Vertical

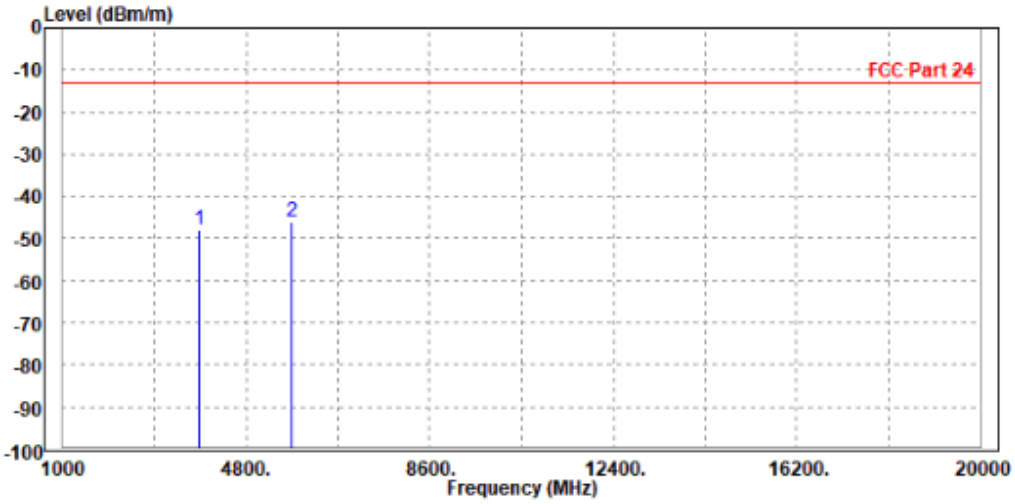

CHANNEL BANDWIDTH: 3MHz / QPSK

MODE	TX channel 18900	FREQUENCY RANGE	Above 1000MHz
ENVIRONMENTAL CONDITIONS	23deg. C, 70%RH	INPUT POWER	AC 120V/60Hz
TESTED BY	Jace Hu		
ANTENNA POLARITY & TEST DISTANCE: HORIZONTAL AT 3 M			

	Freq	Level	Read Level	Limit Line	Over Limit	Factor	Remark	Pol/Phase
	MHz	dBm/m	dBm	dBm/m	dB	dB/m		
1 PP	3755.000	-48.35	-57.20	-13.00	-35.35	8.85	Peak	Horizontal
2	5640.000	-48.50	-58.98	-13.00	-35.50	10.48	Peak	Horizontal

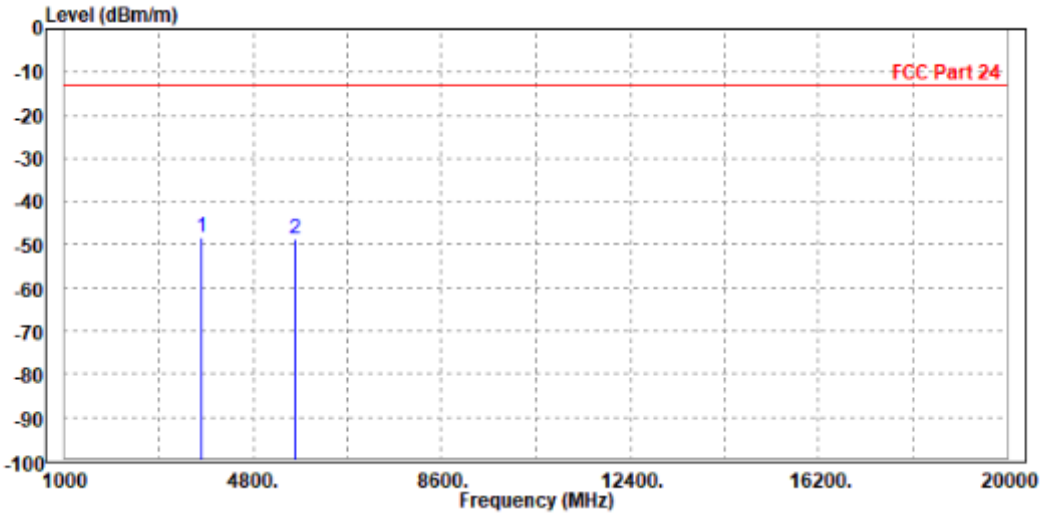

MODE	TX channel 18900	FREQUENCY RANGE	Above 1000MHz
ENVIRONMENTAL CONDITIONS	23deg. C, 70%RH	INPUT POWER	AC 120V/60Hz
TESTED BY	Jace Hu		
ANTENNA POLARITY & TEST DISTANCE: VERTICAL AT 3 M			

		Freq	Level	Read Level	Limit Line	Over Limit	Factor	Remark	Pol/Phase
		MHz	dBm/m	dBm	dBm/m	dB	dB/m		
1		3755.000	-48.69	-57.96	-13.00	-35.69	9.27	Peak	Vertical
2	PP	5640.000	-48.45	-58.70	-13.00	-35.45	10.25	Peak	Vertical

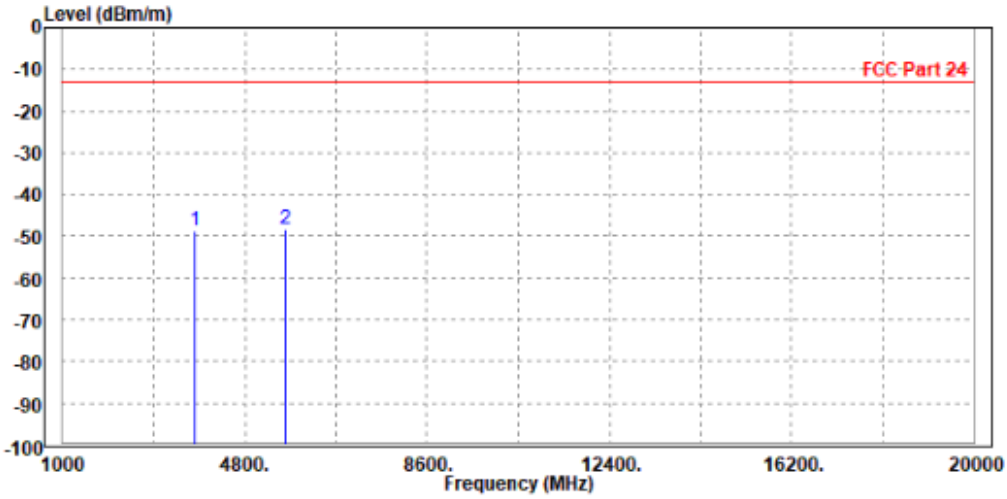

CHANNEL BANDWIDTH: 5MHz / QPSK

MODE	TX channel 18900	FREQUENCY RANGE	Above 1000MHz
ENVIRONMENTAL CONDITIONS	23deg. C, 70%RH	INPUT POWER	AC 120V/60Hz
TESTED BY	Jace Hu		
ANTENNA POLARITY & TEST DISTANCE: HORIZONTAL AT 3 M			

	Freq	Level	Read Level	Limit Line	Over Limit	Factor	Remark	Pol/Phase
	MHz	dBm/m	dBm	dBm/m	dB	dB/m		
1	3755.000	-49.84	-58.69	-13.00	-36.84	8.85	Peak	Horizontal
2 PP	5640.000	-48.62	-59.10	-13.00	-35.62	10.48	Peak	Horizontal

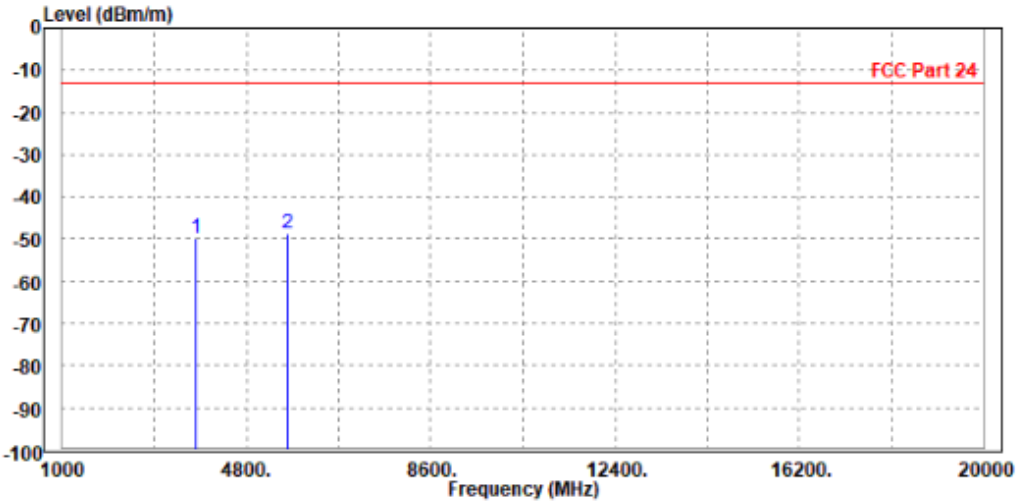

MODE	TX channel 18900	FREQUENCY RANGE	Above 1000MHz
ENVIRONMENTAL CONDITIONS	23deg. C, 70%RH	INPUT POWER	AC 120V/60Hz
TESTED BY	Jace Hu		
ANTENNA POLARITY & TEST DISTANCE: VERTICAL AT 3 M			

		Freq	Level	Read Level	Limit Line	Over Limit	Factor	Remark	Pol/Phase
		MHz	dBm/m	dBm	dBm/m	dB	dB/m		
1	PP	3755.000	-47.57	-56.84	-13.00	-34.57	9.27	Peak	Vertical
2		5640.000	-48.79	-59.04	-13.00	-35.79	10.25	Peak	Vertical

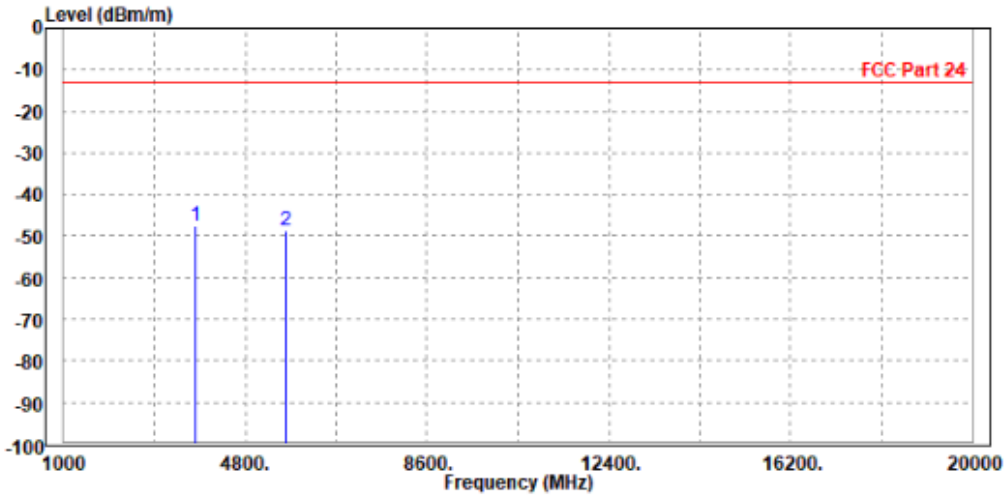

CHANNEL BANDWIDTH: 10MHz / QPSK

MODE	TX channel 18900	FREQUENCY RANGE	Above 1000MHz
ENVIRONMENTAL CONDITIONS	23deg. C, 70%RH	INPUT POWER	AC 120V/60Hz
TESTED BY	Jace Hu		
ANTENNA POLARITY & TEST DISTANCE: HORIZONTAL AT 3 M			

	Freq	Level	Read Level	Limit Line	Over Limit	Factor	Remark	Pol/Phase
	MHz	dBm/m	dBm	dBm/m	dB	dB/m		
1	3755.000	-49.42	-58.27	-13.00	-36.42	8.85	Peak	Horizontal
2 PP	5640.000	-48.43	-58.91	-13.00	-35.43	10.48	Peak	Horizontal

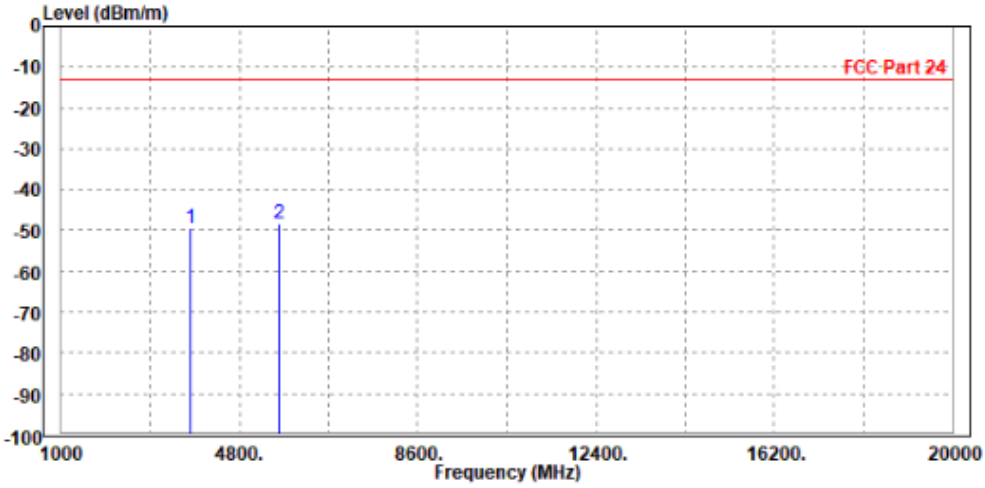

MODE	TX channel 18900	FREQUENCY RANGE	Above 1000MHz
ENVIRONMENTAL CONDITIONS	23deg. C, 70%RH	INPUT POWER	AC 120V/60Hz
TESTED BY	Jace Hu		
ANTENNA POLARITY & TEST DISTANCE: VERTICAL AT 3 M			

	Freq	Level	Read Level	Limit Line	Over Limit	Factor	Remark	Pol/Phase
	MHz	dBm/m	dBm	dBm/m	dB	dB/m		
1	3755.000	-48.28	-57.55	-13.00	-35.28	9.27	Peak	Vertical
2 PP	5640.000	-48.11	-58.36	-13.00	-35.11	10.25	Peak	Vertical

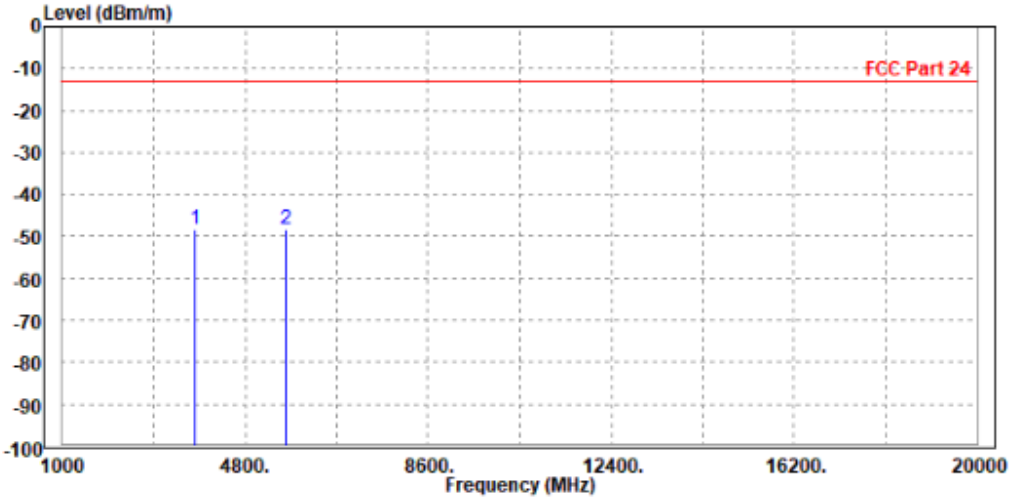

CHANNEL BANDWIDTH: 15MHz / QPSK

MODE	TX channel 18900	FREQUENCY RANGE	Above 1000MHz
ENVIRONMENTAL CONDITIONS	23deg. C, 70%RH	INPUT POWER	AC 120V/60Hz
TESTED BY	Jace Hu		
ANTENNA POLARITY & TEST DISTANCE: HORIZONTAL AT 3 M			

		Freq	Level	Read Level	Limit Line	Over Limit	Factor	Remark	Pol/Phase
		MHz	dBm/m	dBm	dBm/m	dB	dB/m		
1	PP	3755.000	-48.06	-56.91	-13.00	-35.06	8.85	Peak	Horizontal
2		5640.000	-48.71	-59.19	-13.00	-35.71	10.48	Peak	Horizontal

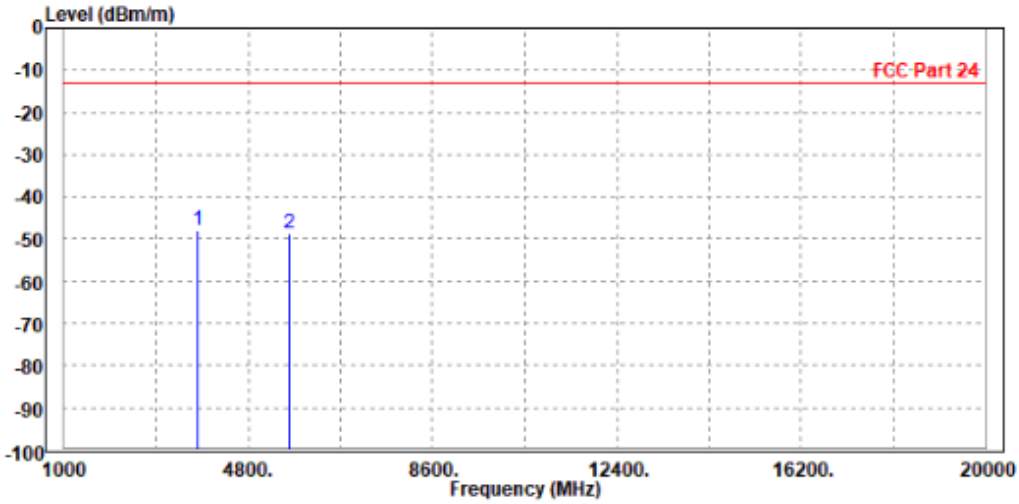

MODE	TX channel 18900	FREQUENCY RANGE	Above 1000MHz
ENVIRONMENTAL CONDITIONS	23deg. C, 70%RH	INPUT POWER	AC 120V/60Hz
TESTED BY	Jace Hu		
ANTENNA POLARITY & TEST DISTANCE: VERTICAL AT 3 M			

		Freq	Level	Read Level	Limit Line	Over Limit	Factor	Remark	Pol/Phase
		MHz	dBm/m	dBm	dBm/m	dB	dB/m		
1	PP	3755.000	-47.89	-57.16	-13.00	-34.89	9.27	Peak	Vertical
2		5640.000	-49.33	-59.58	-13.00	-36.33	10.25	Peak	Vertical

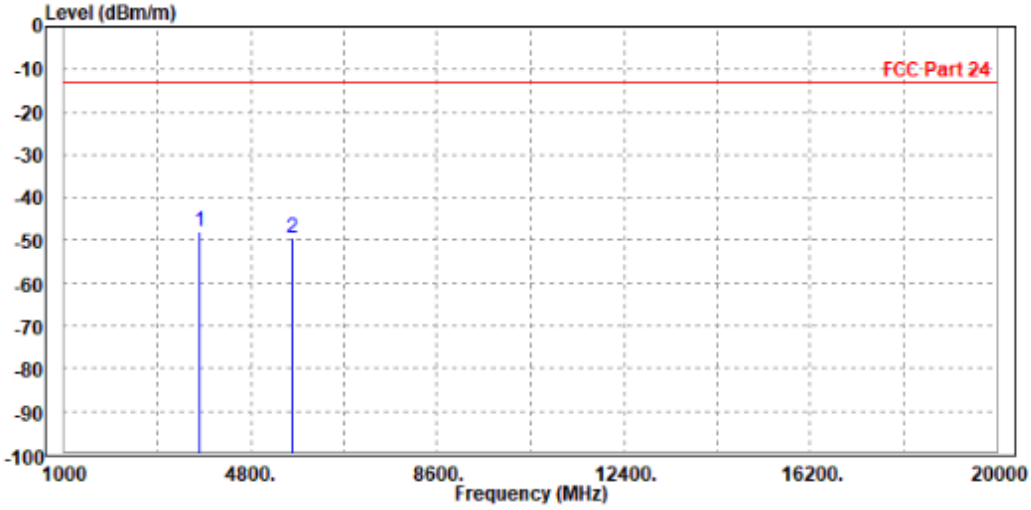

CHANNEL BANDWIDTH: 20MHz / QPSK

MODE	TX channel 18900	FREQUENCY RANGE	Above 1000MHz
ENVIRONMENTAL CONDITIONS	23deg. C, 70%RH	INPUT POWER	AC 120V/60Hz
TESTED BY	Jace Hu		
ANTENNA POLARITY & TEST DISTANCE: HORIZONTAL AT 3 M			

	Freq	Level	Read Level	Limit Line	Over Limit	Factor	Remark	Pol/Phase
	MHz	dBm/m	dBm	dBm/m	dB	dB/m		
1	3755.000	-49.14	-57.99	-13.00	-36.14	8.85	Peak	Horizontal
2 PP	5640.000	-48.77	-59.25	-13.00	-35.77	10.48	Peak	Horizontal

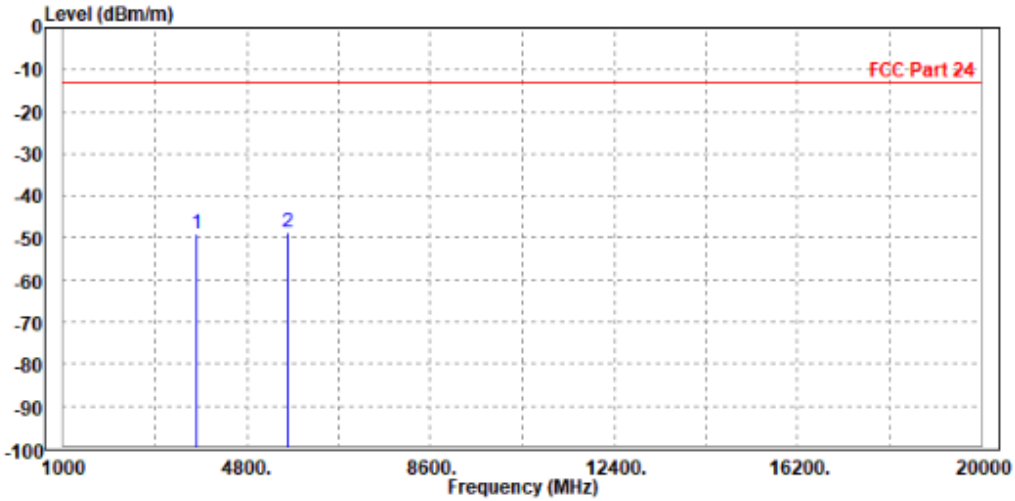

MODE	TX channel 18900	FREQUENCY RANGE	Above 1000MHz
ENVIRONMENTAL CONDITIONS	23deg. C, 70%RH	INPUT POWER	AC 120V/60Hz
TESTED BY	Jace Hu		
ANTENNA POLARITY & TEST DISTANCE: VERTICAL AT 3 M			

		Freq	Level	Read Level	Limit Line	Over Limit	Factor	Remark	Pol/Phase
		MHz	dBm/m	dBm	dBm/m	dB	dB/m		
1		3755.000	-48.46	-57.73	-13.00	-35.46	9.27	Peak	Vertical
2	PP	5640.000	-48.42	-58.67	-13.00	-35.42	10.25	Peak	Vertical

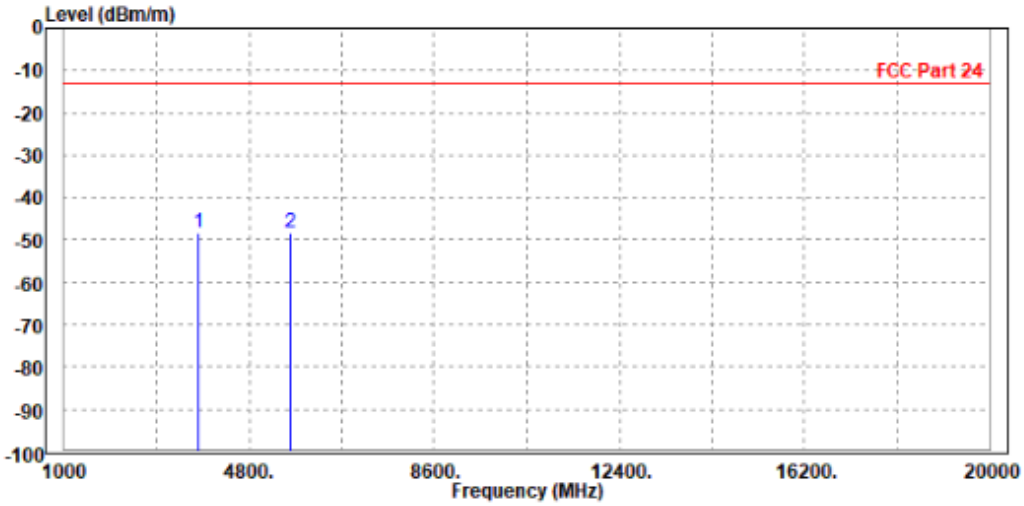

LTE Band 25

CHANNEL BANDWIDTH: 1.4MHz / QPSK

MODE	TX channel 26365	FREQUENCY RANGE	Above 1000MHz
ENVIRONMENTAL CONDITIONS	23deg. C, 70%RH	INPUT POWER	AC 120V/60Hz
TESTED BY	Jace Hu		
ANTENNA POLARITY & TEST DISTANCE: HORIZONTAL AT 3 M			

	Freq	Level	Read Level	Limit Line	Over Limit	Factor	Remark	Pol/Phase
	MHz	dBm/m	dBm	dBm/m	dB	dB/m		
1	3774.000	-49.94	-58.81	-13.00	-36.94	8.87	Peak	Horizontal
2 PP	5647.500	-48.21	-58.72	-13.00	-35.21	10.51	Peak	Horizontal

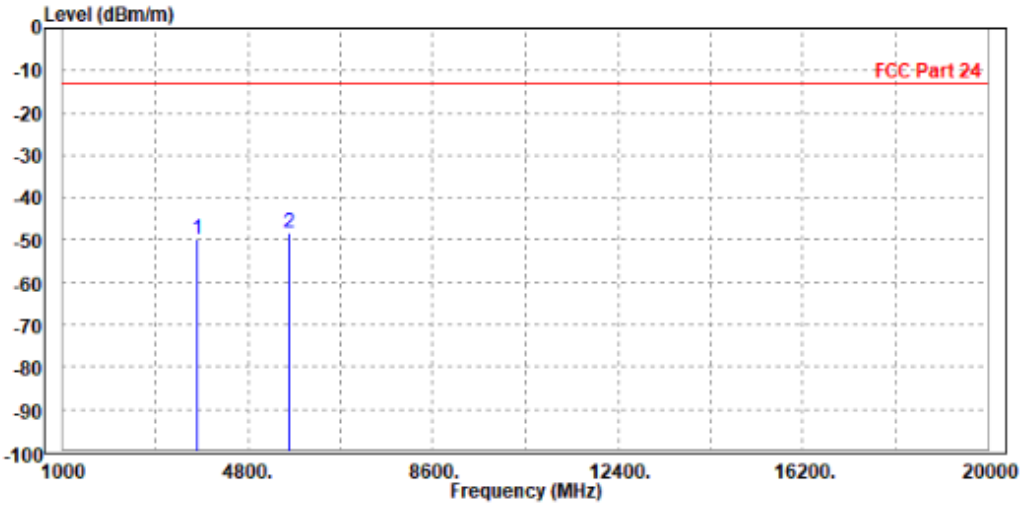

MODE	TX channel 26365	FREQUENCY RANGE	Above 1000MHz
ENVIRONMENTAL CONDITIONS	23deg. C, 70%RH	INPUT POWER	AC 120V/60Hz
TESTED BY	Jace Hu		
ANTENNA POLARITY & TEST DISTANCE: VERTICAL AT 3 M			

		Freq	Level	Read Level	Limit Line	Over Limit	Factor	Remark	Pol/Phase
		MHz	dBm/m	dBm	dBm/m	dB	dB/m		
1	PP	3774.000	-48.14	-57.41	-13.00	-35.14	9.27	Peak	Vertical
2		5647.500	-48.76	-59.04	-13.00	-35.76	10.28	Peak	Vertical

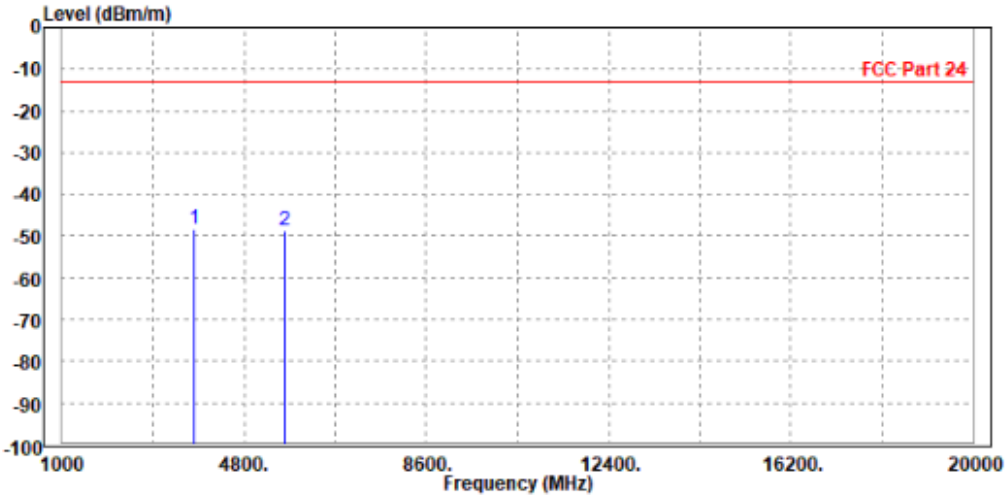

CHANNEL BANDWIDTH: 3MHz / QPSK

MODE	TX channel 26365	FREQUENCY RANGE	Above 1000MHz
ENVIRONMENTAL CONDITIONS	23deg. C, 70%RH	INPUT POWER	AC 120V/60Hz
TESTED BY	Jace Hu		
ANTENNA POLARITY & TEST DISTANCE: HORIZONTAL AT 3 M			

		Freq	Level	Read Level	Limit Line	Over Limit	Factor	Remark	Pol/Phase
		MHz	dBm/m	dBm	dBm/m	dB	dB/m		
1		3774.000	-49.20	-58.07	-13.00	-36.20	8.87	Peak	Horizontal
2	PP	5647.500	-48.33	-58.84	-13.00	-35.33	10.51	Peak	Horizontal

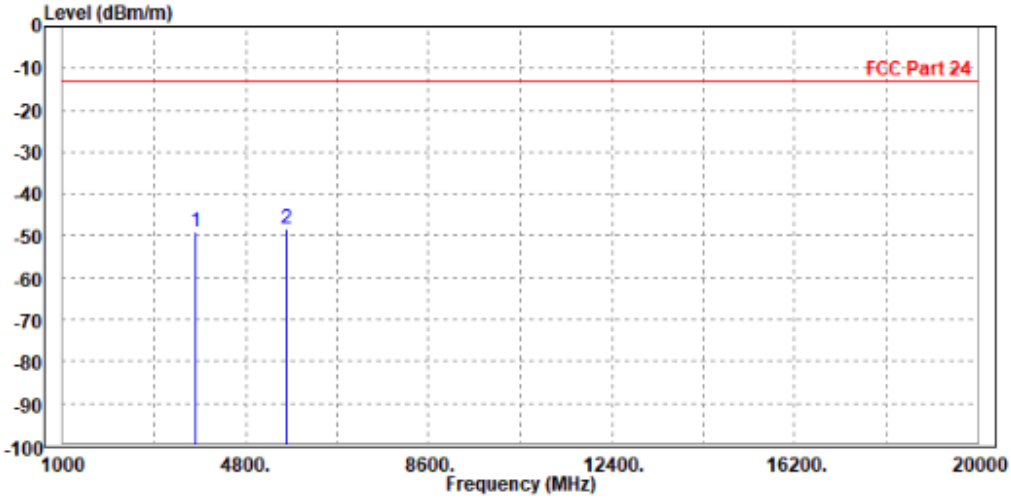

MODE	TX channel 26365	FREQUENCY RANGE	Above 1000MHz
ENVIRONMENTAL CONDITIONS	23deg. C, 70%RH	INPUT POWER	AC 120V/60Hz
TESTED BY	Jace Hu		
ANTENNA POLARITY & TEST DISTANCE: VERTICAL AT 3 M			
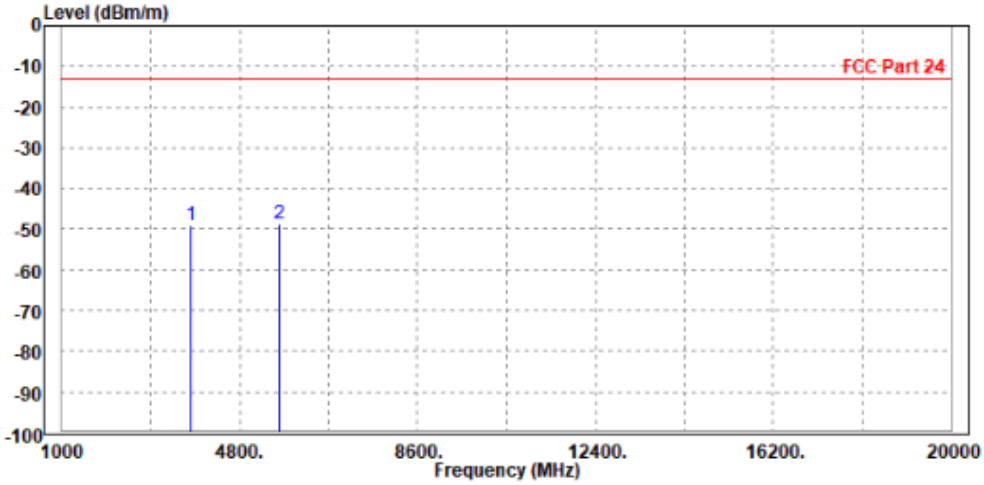
		Freq	Level	Read Level	Limit Line	Over Limit	Factor	Remark	Pol/Phase
		MHz	dBm/m	dBm	dBm/m	dB	dB/m		
1		3774.000	-48.95	-58.22	-13.00	-35.95	9.27	Peak	Vertical
2	PP	5647.500	-48.53	-58.81	-13.00	-35.53	10.28	Peak	Vertical