CHANNEL BANDWIDTH: 15MHz				
CHANNEL	Frequency (MHz)	PEAK TO AVERAGE RATIO (dB)		
		QPSK	16QAM	64QAM
20025	1717.5	4.93	5.62	5.61
20175	1732.5	5.23	5.87	5.88
20325	1747.5	3.79	5.14	5.15

SPECTRUM PLOT OF WORST VALUE

15MHz / QPSK

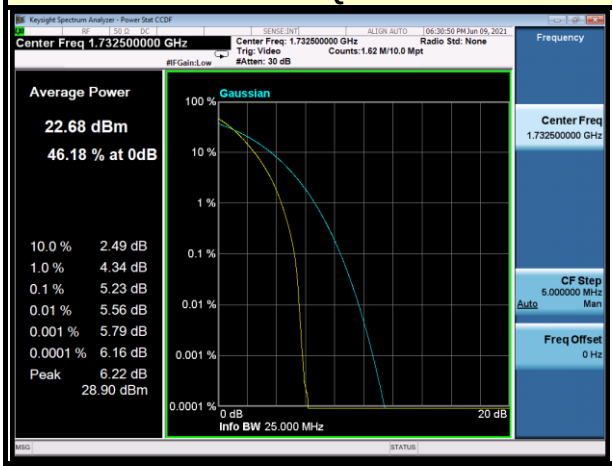

15MHz / 16QAM

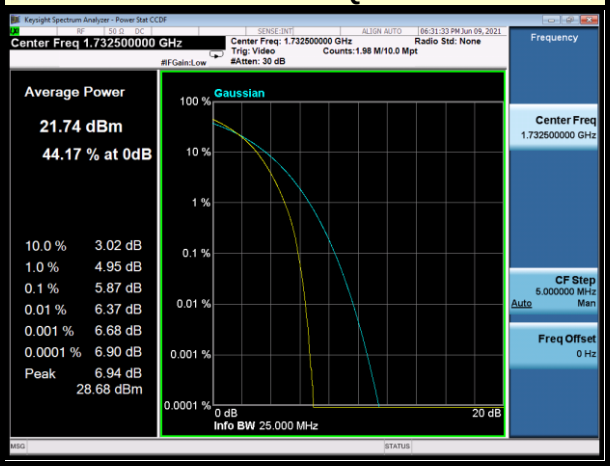

15MHz / 64QAM

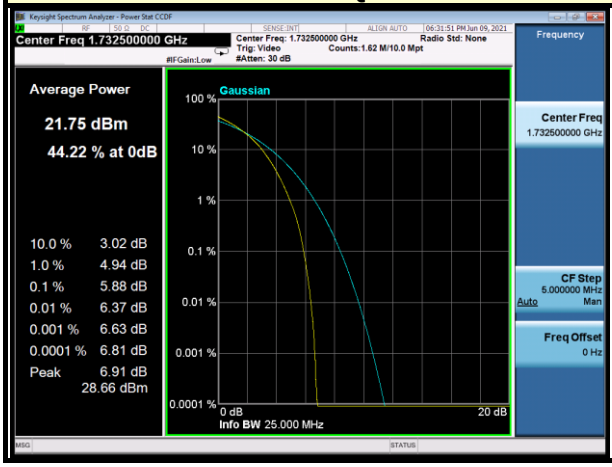

CHANNEL BANDWIDTH: 20MHz				
CHANNEL	Frequency (MHz)	PEAK TO AVERAGE RATIO (dB)		
		QPSK	16QAM	64QAM
20050	1720	4.76	5.63	5.60
20175	1732.5	5.33	6.11	6.13
20300	1745	4.80	5.51	5.54

SPECTRUM PLOT OF WORST VALUE

20MHz / QPSK

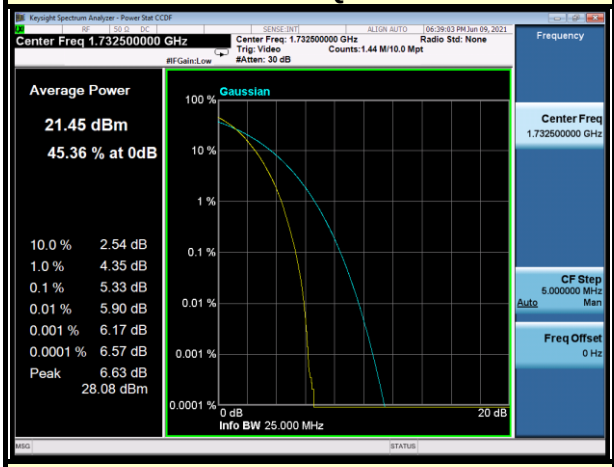

20MHz / 16QAM

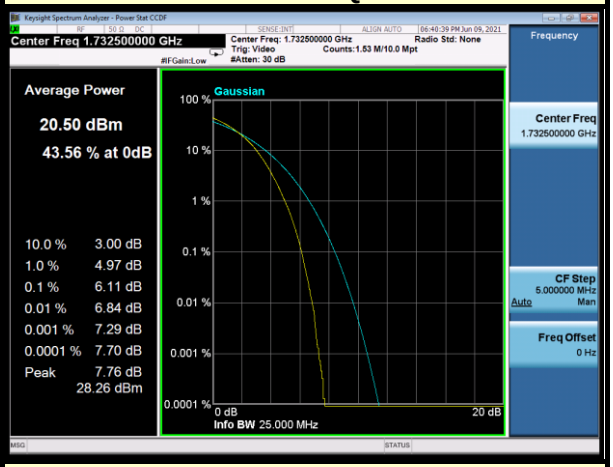

20MHz / 64QAM

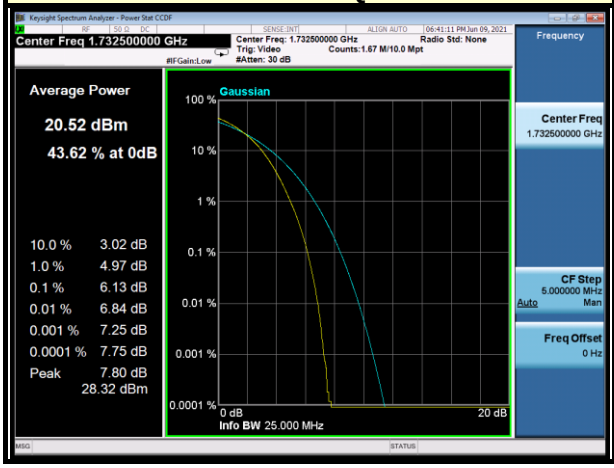

LTE BAND 12

CHANNEL BANDWIDTH: 1.4MHz				
CHANNEL	Frequency (MHz)	PEAK TO AVERAGE RATIO (dB)		
		QPSK	16QAM	64QAM
23017	699.7	4.68	5.56	5.58
23095	707.5	5.65	6.43	6.43
23173	715.3	5.02	5.97	5.96

SPECTRUM PLOT OF WORST VALUE

1.4MHz / QPSK

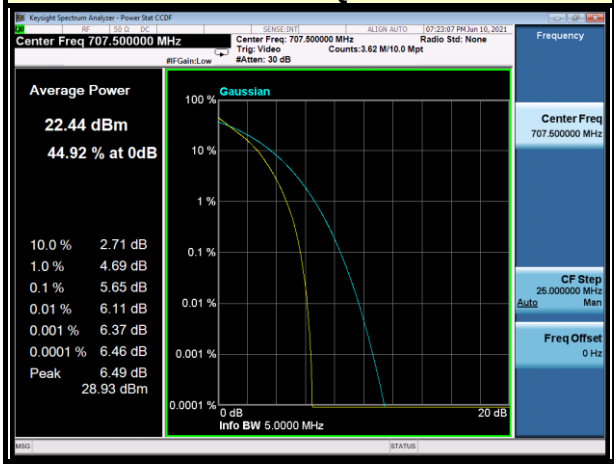

1.4MHz / 16QAM

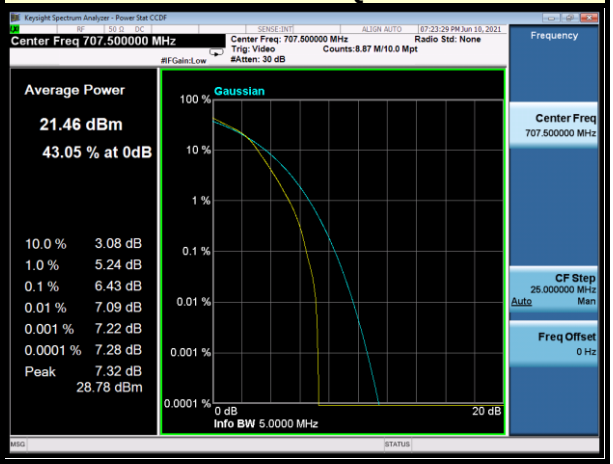

1.4MHz / 64QAM

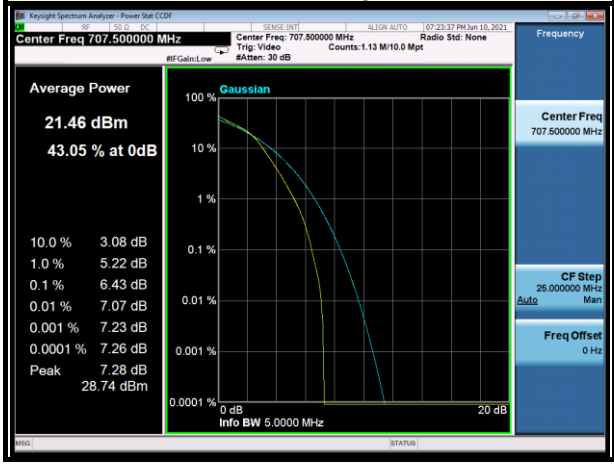

CHANNEL BANDWIDTH: 3MHz				
CHANNEL	Frequency (MHz)	PEAK TO AVERAGE RATIO (dB)		
		QPSK	16QAM	64QAM
23025	700.5	5.28	6.12	6.12
23095	707.5	5.59	6.38	6.40
23165	714.5	5.00	5.99	5.95

SPECTRUM PLOT OF WORST VALUE

3MHz / QPSK

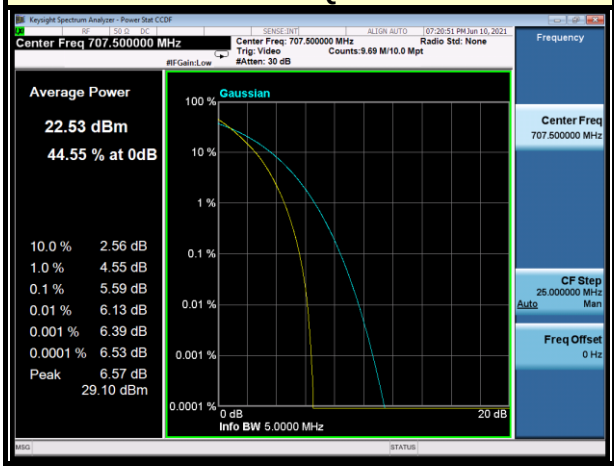

3MHz / 16QAM

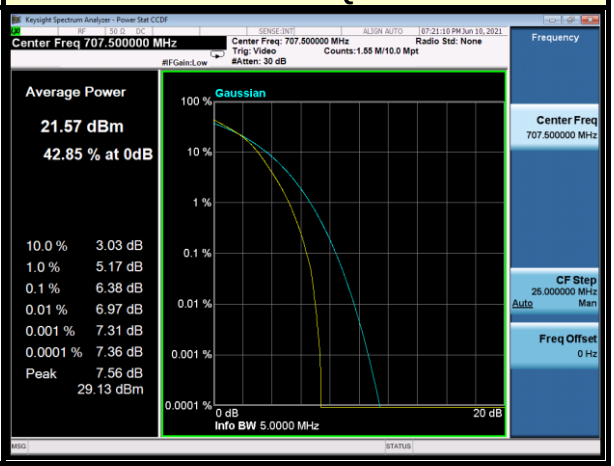

3MHz / 64QAM

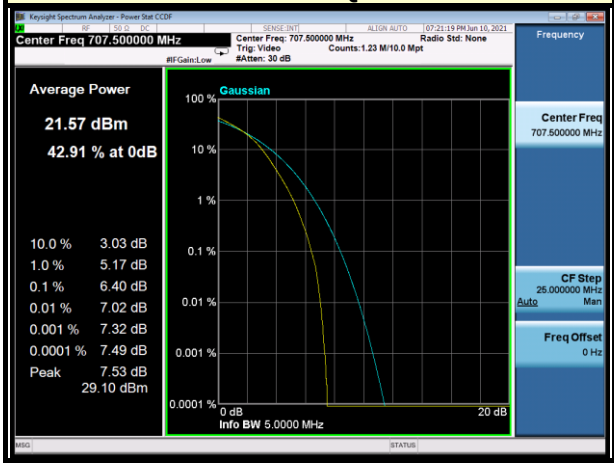

CHANNEL BANDWIDTH: 5MHz				
CHANNEL	Frequency (MHz)	PEAK TO AVERAGE RATIO (dB)		
		QPSK	16QAM	64QAM
23035	701.5	5.42	6.21	6.22
23095	707.5	5.63	6.38	6.38
23155	713.5	5.48	6.33	6.31

SPECTRUM PLOT OF WORST VALUE

5MHz / QPSK

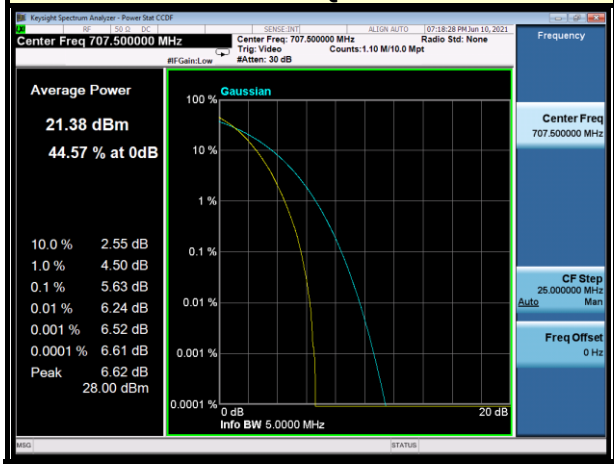

5MHz / 16QAM

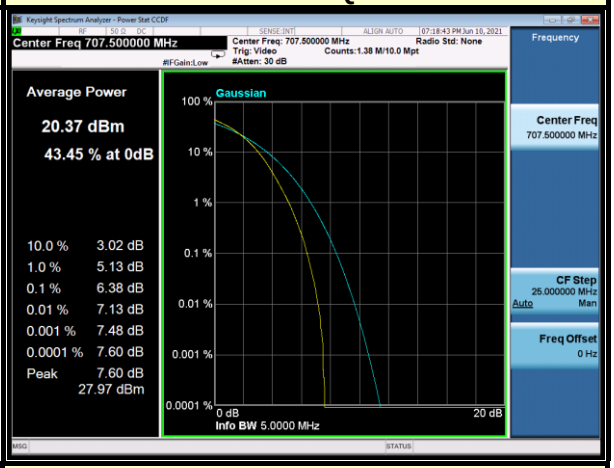

5MHz / 64QAM

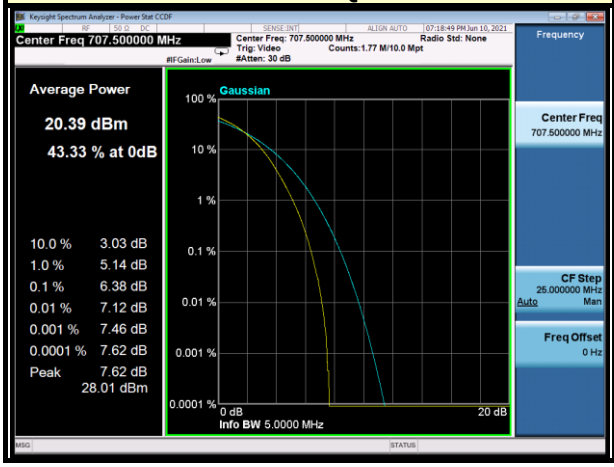

CHANNEL BANDWIDTH: 10MHz				
CHANNEL	Frequency (MHz)	PEAK TO AVERAGE RATIO (dB)		
		QPSK	16QAM	64QAM
23060	704	5.45	6.26	6.20
23095	707.5	5.22	6.17	6.15
23130	711	4.97	5.96	5.96

SPECTRUM PLOT OF WORST VALUE

10MHz / QPSK

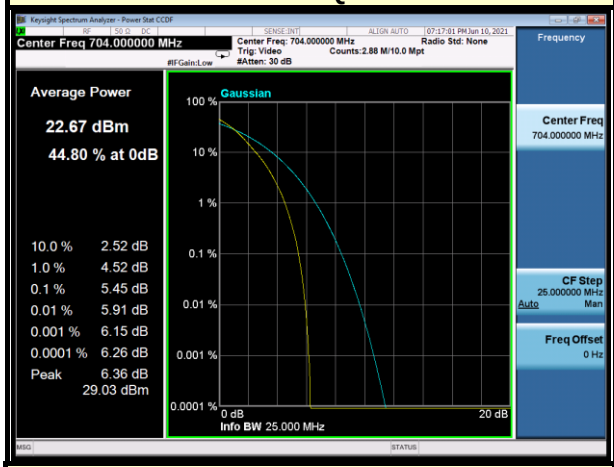

10MHz / 16QAM

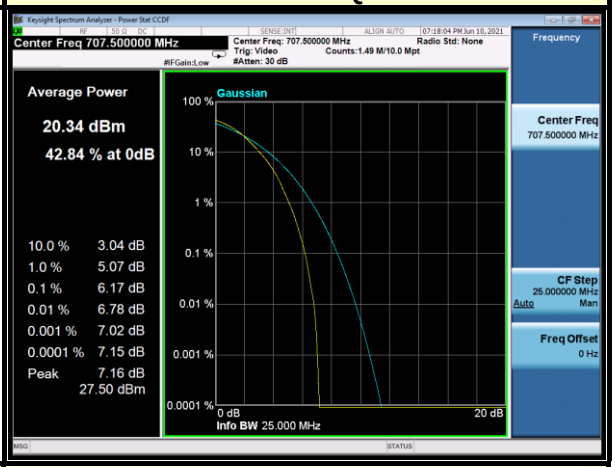

10MHz / 64QAM

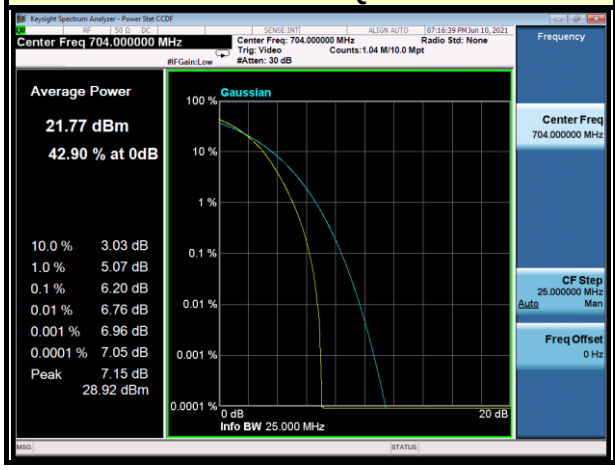

LTE BAND 13

CHANNEL BANDWIDTH: 5MHz				
CHANNEL	Frequency (MHz)	PEAK TO AVERAGE RATIO (dB)		
		QPSK	16QAM	64QAM
23025	779.5	4.79	5.66	5.63
23230	782	5.09	5.86	5.86
23255	784.5	4.81	5.52	5.53

SPECTRUM PLOT OF WORST VALUE

5MHz / QPSK

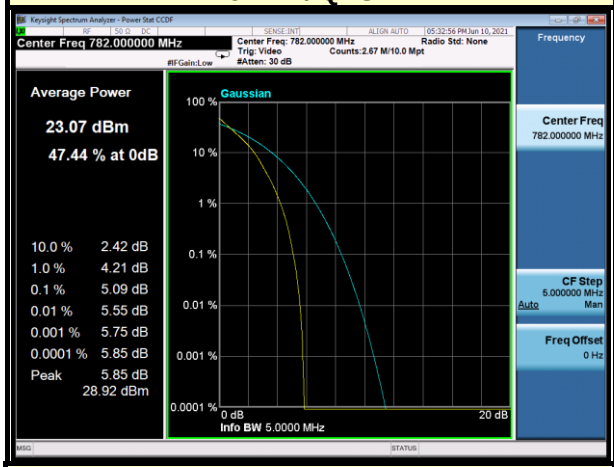

5MHz / 16QAM

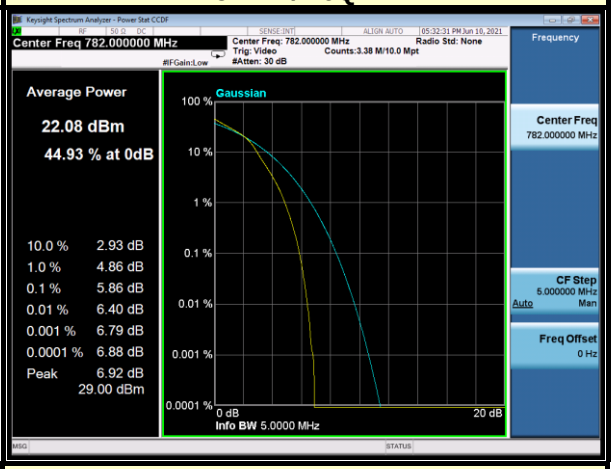

5MHz / 64QAM

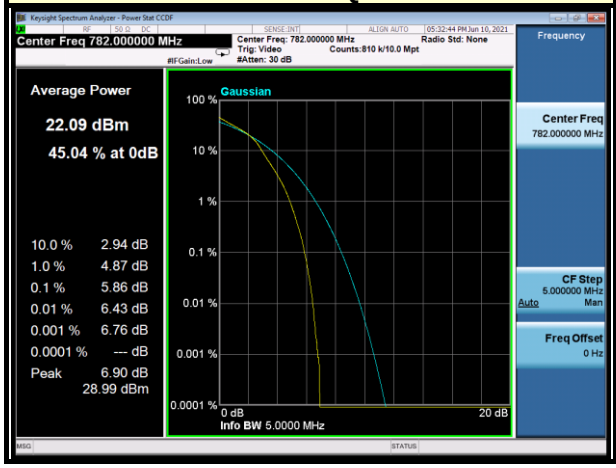

CHANNEL BANDWIDTH: 10MHz				
CHANNEL	Frequency (MHz)	PEAK TO AVERAGE RATIO (dB)		
		QPSK	16QAM	64QAM
-	-	-	-	-
23230	782	4.72	5.54	5.54
-	-	-	-	-

SPECTRUM PLOT OF WORST VALUE

10MHz / QPSK

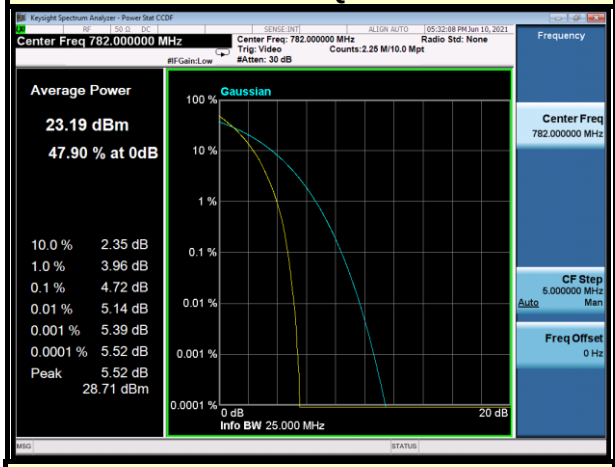

10MHz / 16QAM

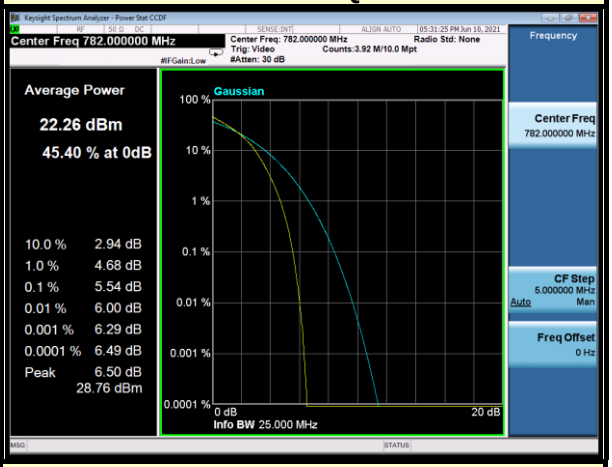

10MHz / 64QAM

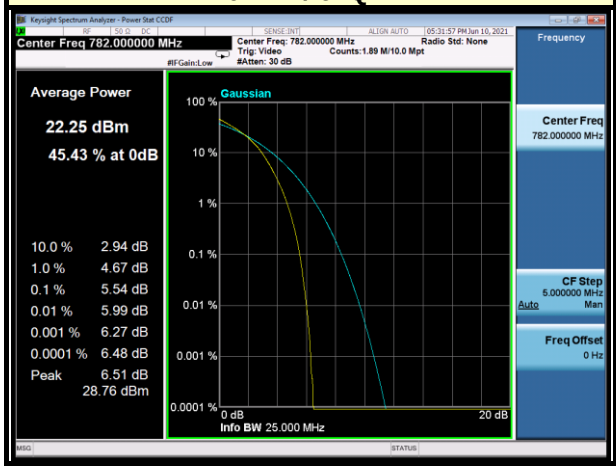

LTE BAND 14

CHANNEL BANDWIDTH: 5MHz				
CHANNEL	Frequency (MHz)	PEAK TO AVERAGE RATIO (dB)		
		QPSK	16QAM	64QAM
23305	790.5	5.61	6.35	6.35
23330	793	5.49	6.22	6.22
23355	795.5	5.40	6.19	6.18

SPECTRUM PLOT OF WORST VALUE

5MHz / QPSK

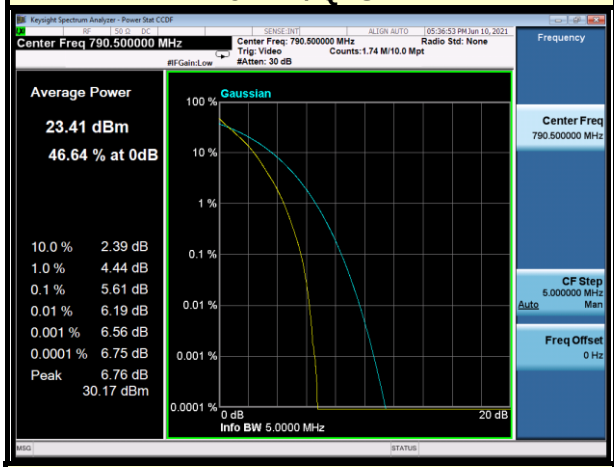

5MHz / 16QAM

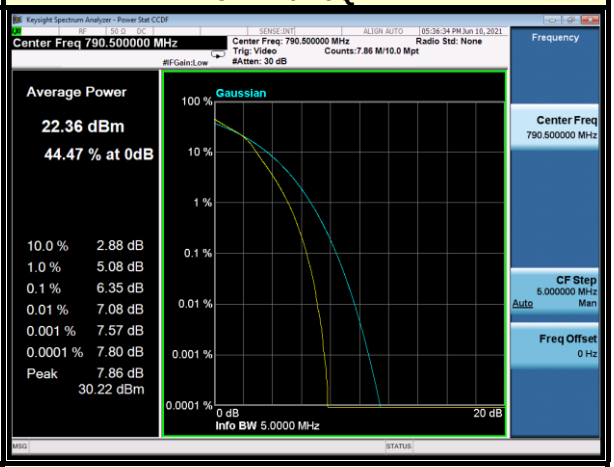

5MHz / 64QAM

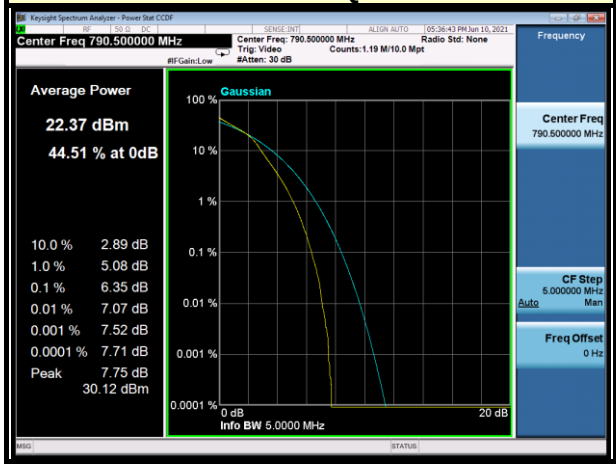

CHANNEL BANDWIDTH: 10MHz				
CHANNEL	Frequency (MHz)	PEAK TO AVERAGE RATIO (dB)		
		QPSK	16QAM	64QAM
-	-	-	-	-
23330	793	5.23	6.06	6.07
-	-	-	-	-

SPECTRUM PLOT OF WORST VALUE

10MHz / QPSK

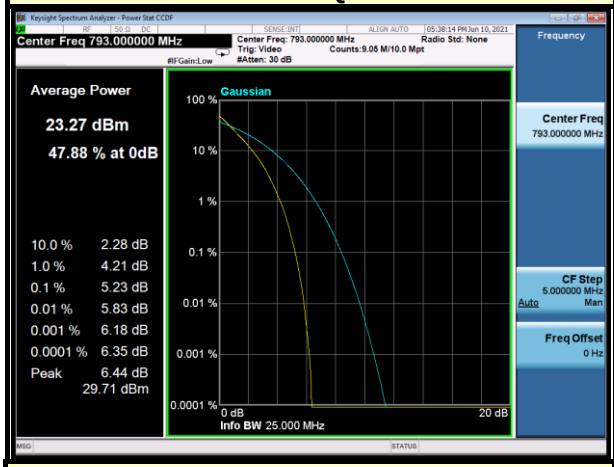

10MHz / 16QAM

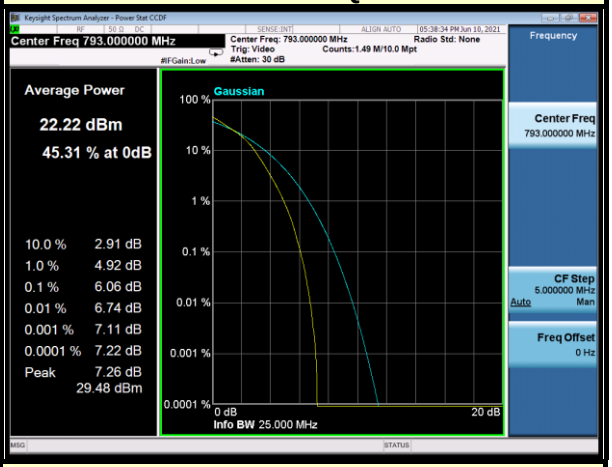

10MHz / 64QAM

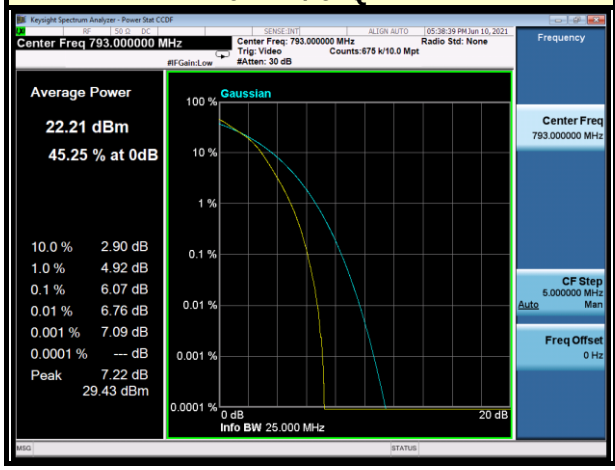

LTE BAND 17

CHANNEL BANDWIDTH: 5MHz				
CHANNEL	Frequency (MHz)	PEAK TO AVERAGE RATIO (dB)		
		QPSK	16QAM	64QAM
23755	706.5	5.37	6.20	6.19
23790	710	5.17	5.97	5.96
23825	713.5	5.42	6.13	6.19

SPECTRUM PLOT OF WORST VALUE

5MHz / QPSK

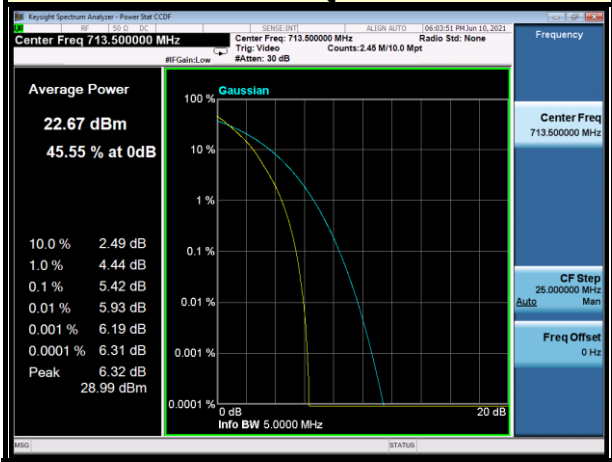

5MHz / 16QAM

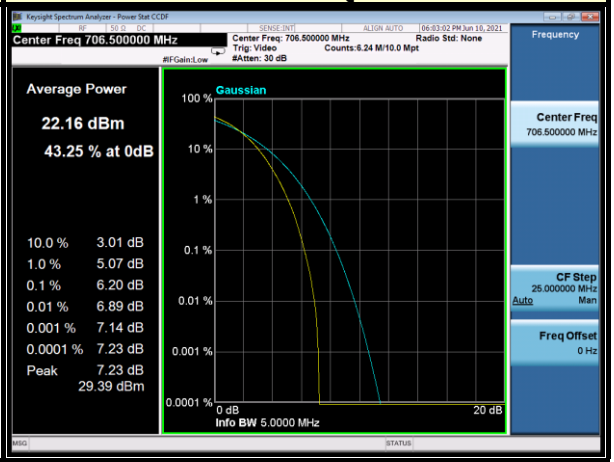

5MHz / 64QAM

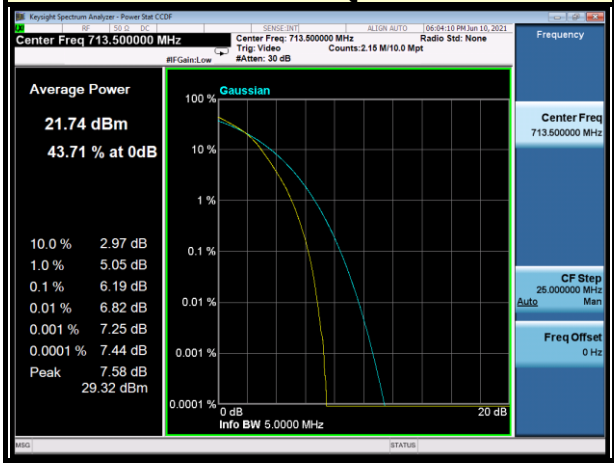

CHANNEL BANDWIDTH: 10MHz				
CHANNEL	Frequency (MHz)	PEAK TO AVERAGE RATIO (dB)		
		QPSK	16QAM	64QAM
23780	709	5.05	6.15	6.15
23790	710	5.01	6.07	6.08
23800	711	5.18	6.19	6.17

SPECTRUM PLOT OF WORST VALUE

10MHz / QPSK

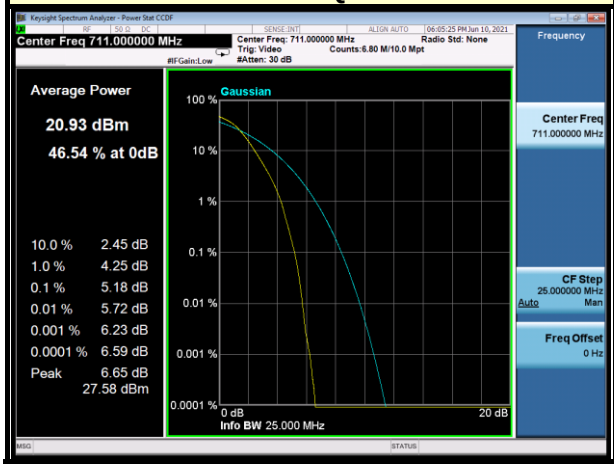

10MHz / 16QAM

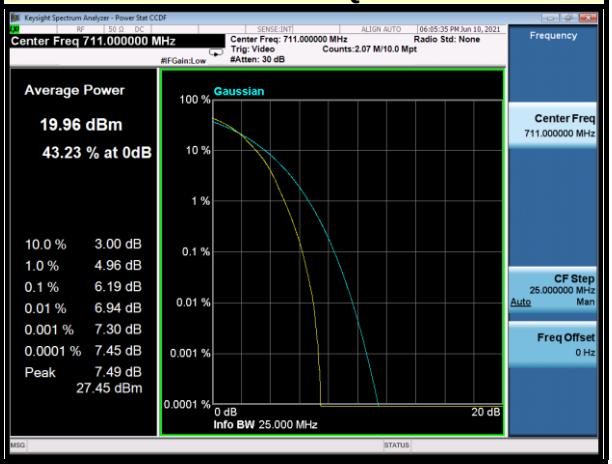

10MHz / 64QAM

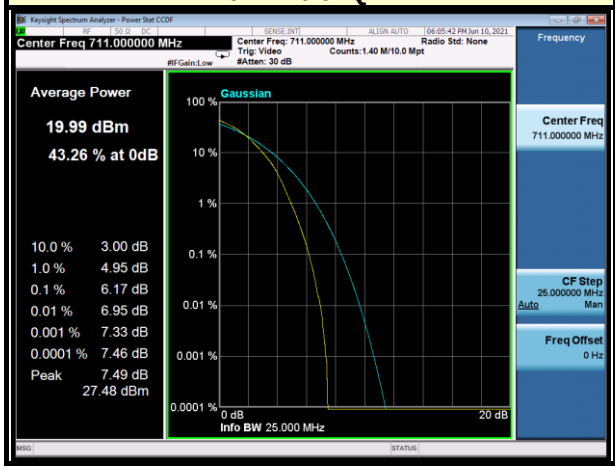

LTE BAND 30

CHANNEL BANDWIDTH: 5MHz				
CHANNEL	Frequency (MHz)	PEAK TO AVERAGE RATIO (dB)		
		QPSK	16QAM	64QAM
27685	2307.5	4.15	5.03	4.90
27710	2310	4.18	5.07	5.02
27735	2312.5	4.14	5.02	5.02

SPECTRUM PLOT OF WORST VALUE

5MHz / QPSK

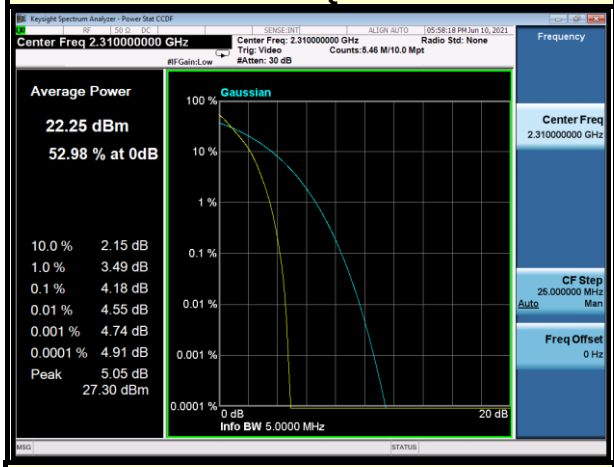

5MHz / 16QAM

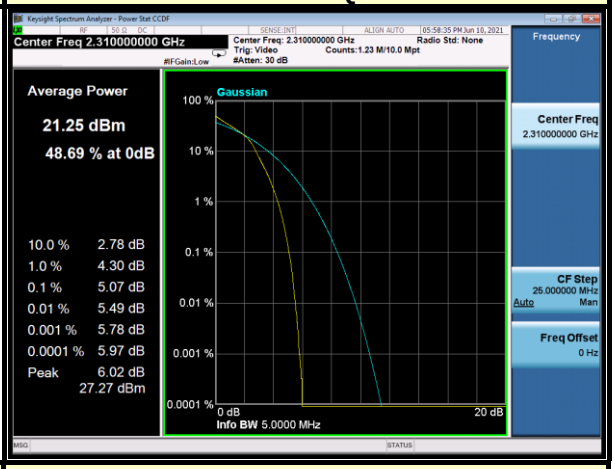

5MHz / 64QAM

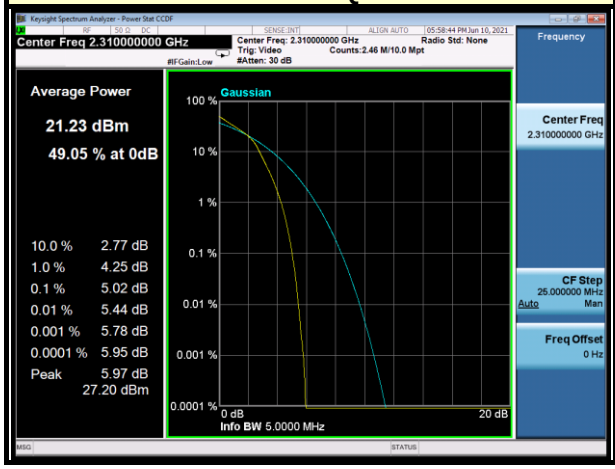

CHANNEL BANDWIDTH: 10MHz				
CHANNEL	Frequency (MHz)	PEAK TO AVERAGE RATIO (dB)		
		QPSK	16QAM	64QAM
-	-	-	-	-
27710	2310	3.18	4.30	4.23
-	-	-	-	-

SPECTRUM PLOT OF WORST VALUE

10MHz / QPSK

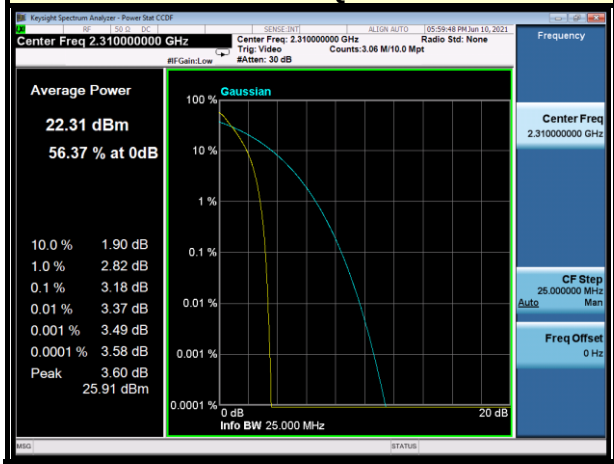

10MHz / 16QAM

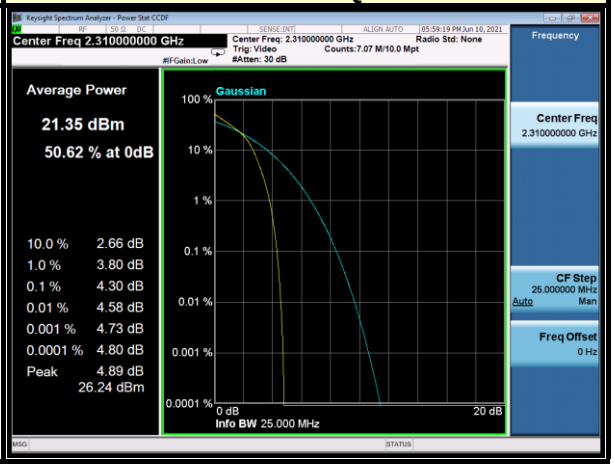

10MHz / 64QAM

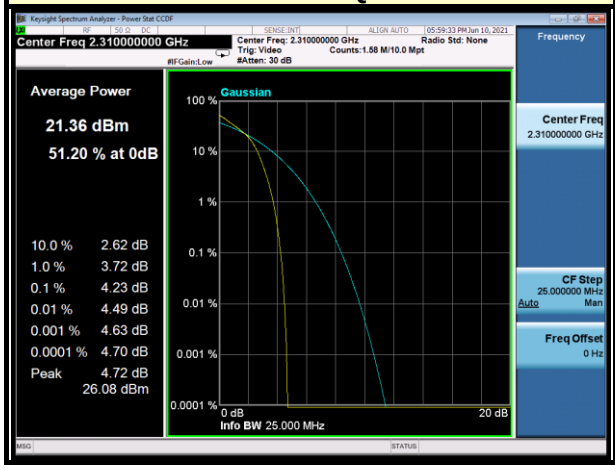

LTE BAND 66

CHANNEL BANDWIDTH: 1.4MHz				
CHANNEL	Frequency (MHz)	PEAK TO AVERAGE RATIO (dB)		
		QPSK	16QAM	64QAM
131979	1710.7	4.25	5.12	5.15
132322	1745	4.41	5.25	5.26
132665	1779.3	3.73	4.52	4.52

SPECTRUM PLOT OF WORST VALUE

1.4MHz / QPSK

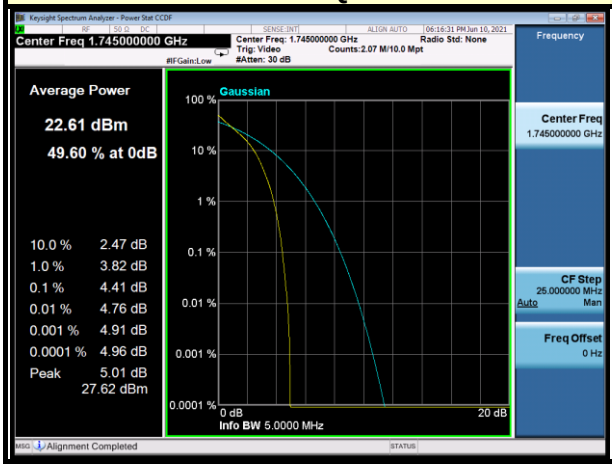

1.4MHz / 16QAM

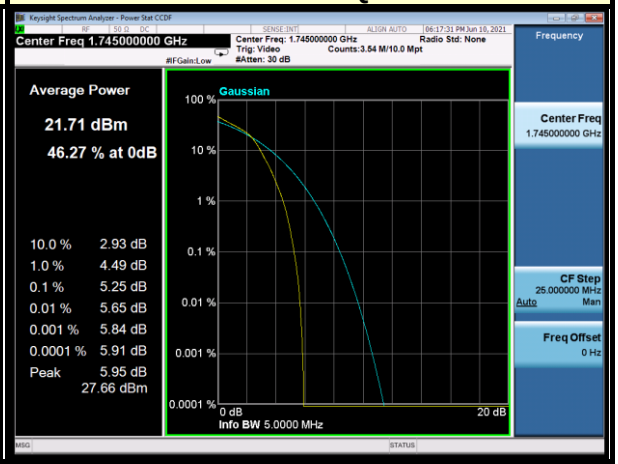

1.4MHz / 64QAM

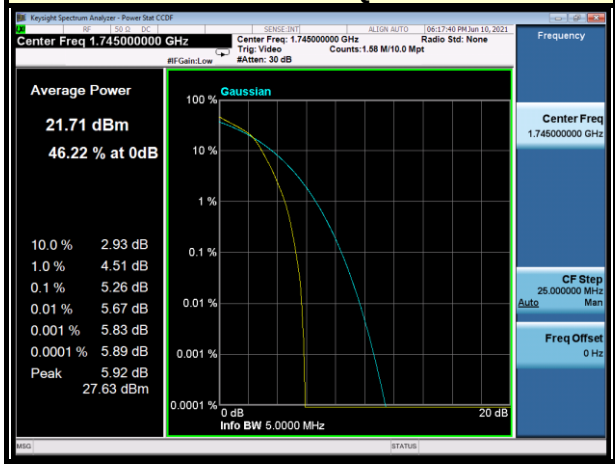

CHANNEL BANDWIDTH: 3MHz				
CHANNEL	Frequency (MHz)	PEAK TO AVERAGE RATIO (dB)		
		QPSK	16QAM	64QAM
131987	1711.5	4.46	5.31	5.30
132322	1745	4.71	5.46	5.43
132657	1778.5	4.24	4.50	4.93

SPECTRUM PLOT OF WORST VALUE

3MHz / QPSK

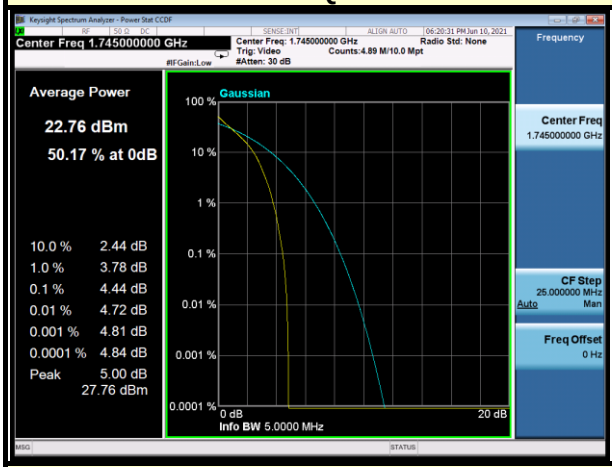

3MHz / 16QAM

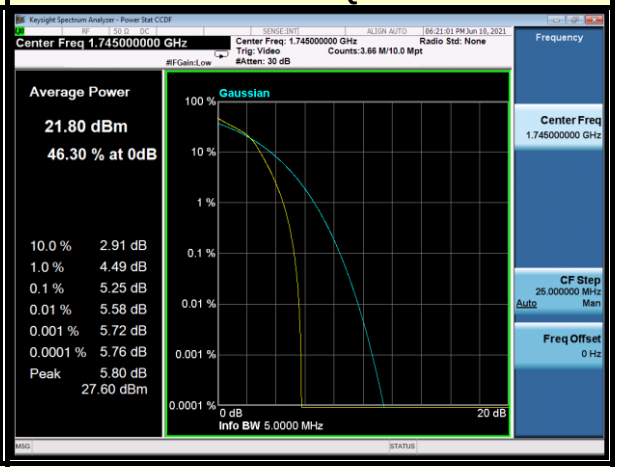

3MHz / 64QAM

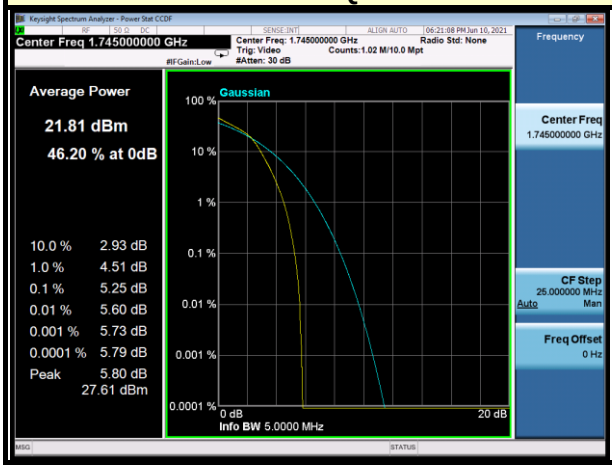

CHANNEL BANDWIDTH: 5MHz				
CHANNEL	Frequency (MHz)	PEAK TO AVERAGE RATIO (dB)		
		QPSK	16QAM	64QAM
131997	1712.5	4.46	5.31	5.30
132322	1745	4.71	5.46	5.43
132647	1777.5	4.24	4.94	4.93

SPECTRUM PLOT OF WORST VALUE

5MHz / QPSK

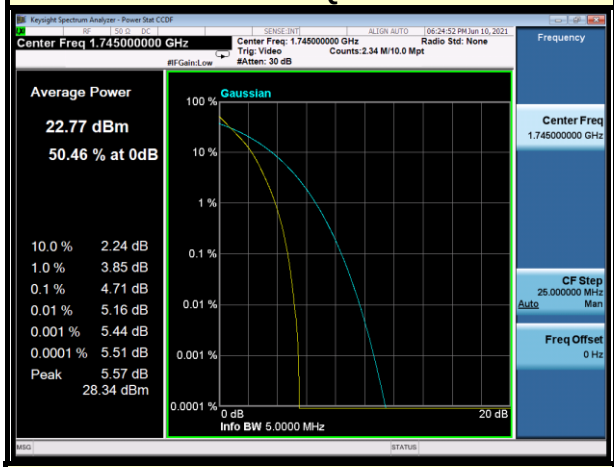

5MHz / 16QAM

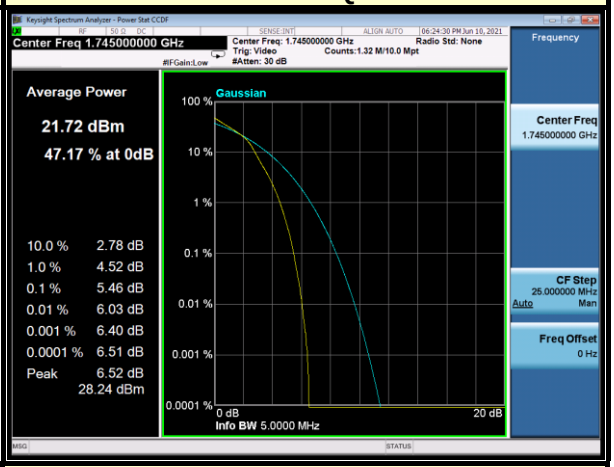

5MHz / 64QAM

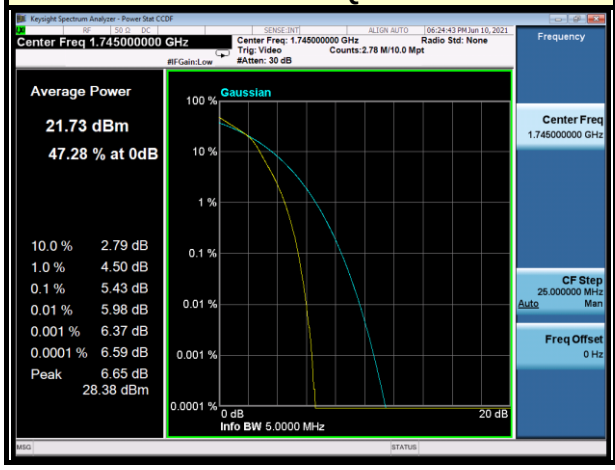

CHANNEL BANDWIDTH: 10MHz				
CHANNEL	Frequency (MHz)	PEAK TO AVERAGE RATIO (dB)		
		QPSK	16QAM	64QAM
132022	1715	3.77	4.71	5.73
132322	1745	4.94	4.96	5.01
132622	1775	3.80	4.67	4.70

SPECTRUM PLOT OF WORST VALUE

10MHz / QPSK

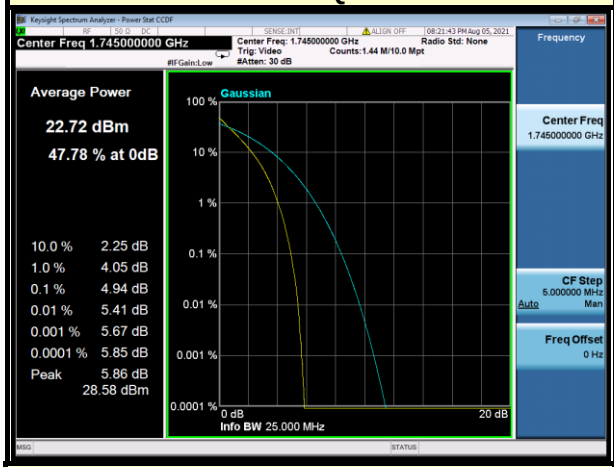

10MHz / 16QAM

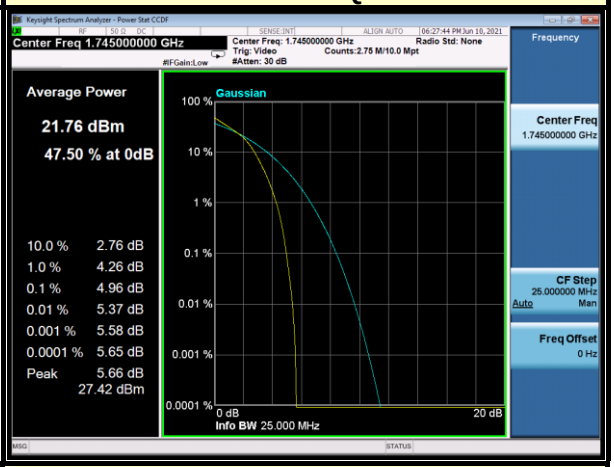

10MHz / 64QAM

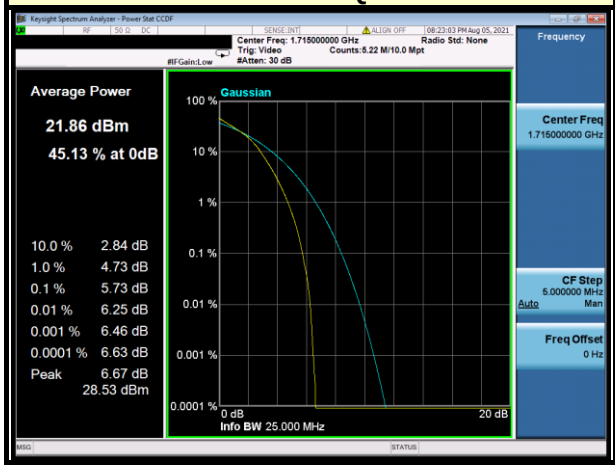

CHANNEL BANDWIDTH: 15MHz				
CHANNEL	Frequency (MHz)	PEAK TO AVERAGE RATIO (dB)		
		QPSK	16QAM	64QAM
132047	1717.5	4.60	5.37	5.70
132322	1745	5.32	5.39	5.40
132597	1772.5	4.75	5.44	5.46

SPECTRUM PLOT OF WORST VALUE

15MHz / QPSK

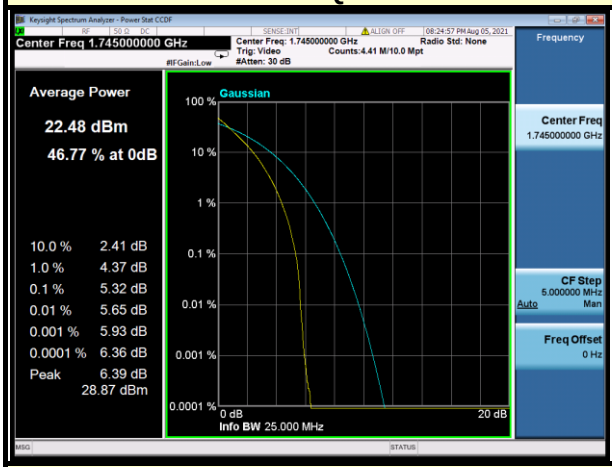

15MHz / 16QAM

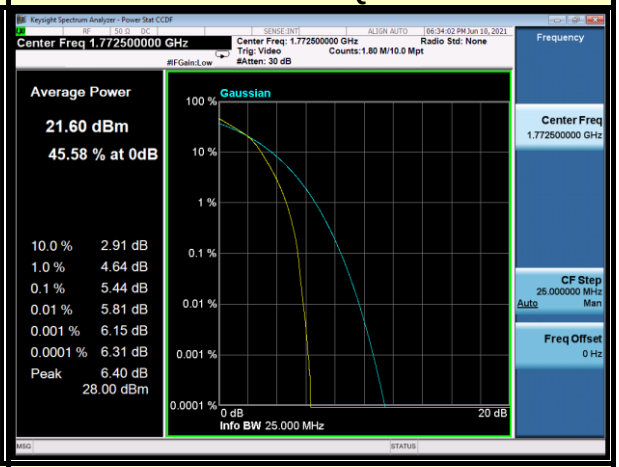

15MHz / 64QAM

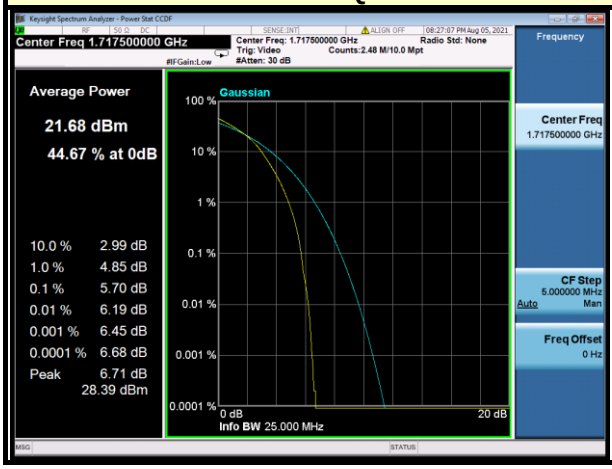

CHANNEL BANDWIDTH: 20MHz				
CHANNEL	Frequency (MHz)	PEAK TO AVERAGE RATIO (dB)		
		QPSK	16QAM	64QAM
132072	1720	4.65	5.48	5.48
132322	1745	4.78	5.55	5.54
132572	1770	5.02	5.75	5.73

SPECTRUM PLOT OF WORST VALUE

20MHz / QPSK

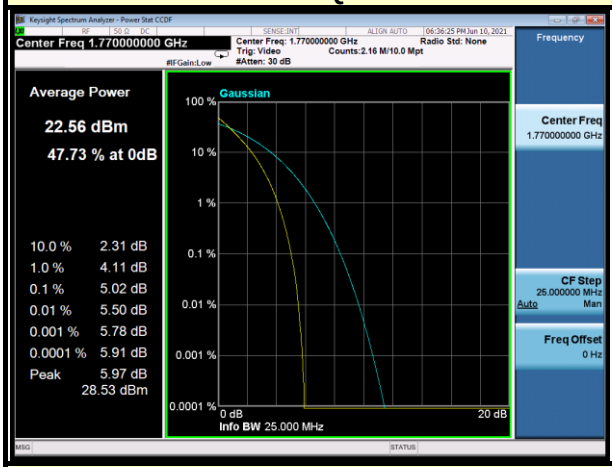

20MHz / 16QAM

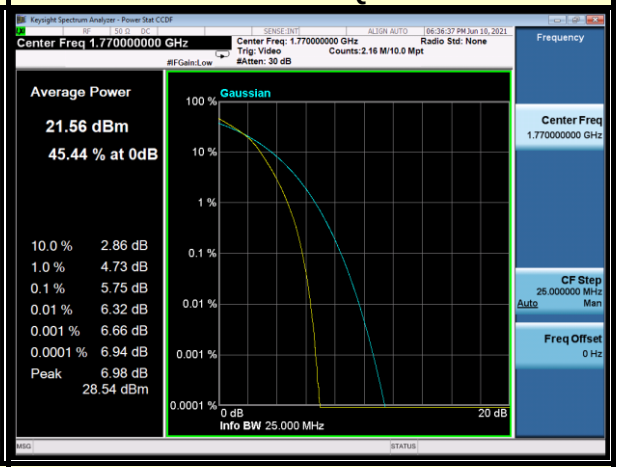

20MHz / 64QAM

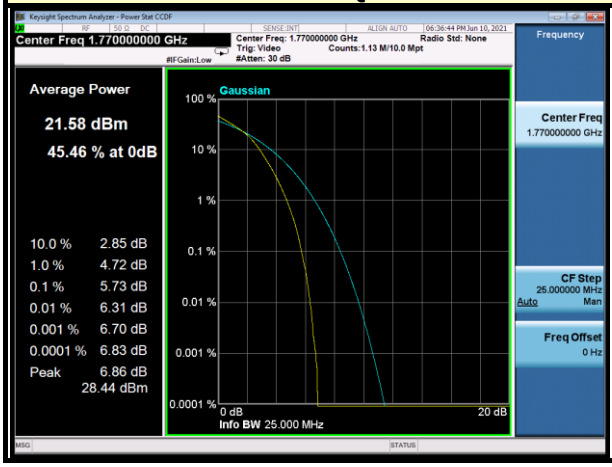

LTE BAND 71

CHANNEL BANDWIDTH: 5MHz				
CHANNEL	Frequency (MHz)	PEAK TO AVERAGE RATIO (dB)		
		QPSK	16QAM	64QAM
133147	665.5	5.22	6.03	5.98
133247	675.5	5.80	6.47	6.49
133447	695.5	5.81	6.51	6.54

SPECTRUM PLOT OF WORST VALUE

5MHz / QPSK

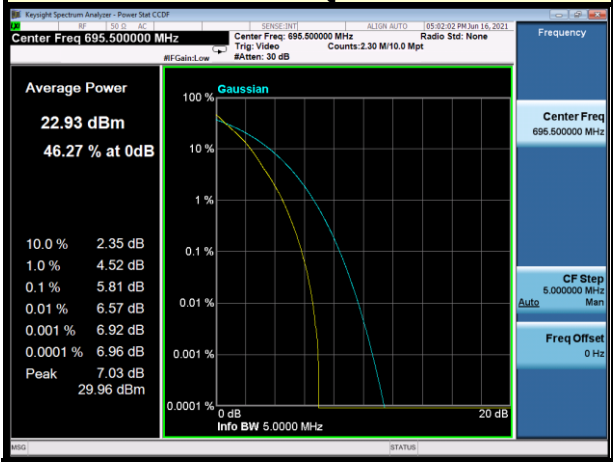

5MHz / 16QAM

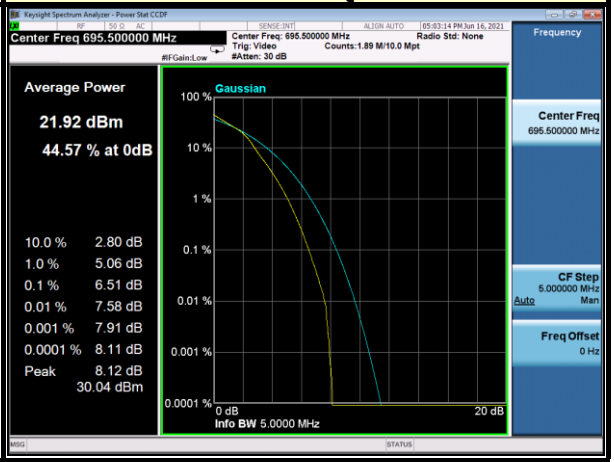
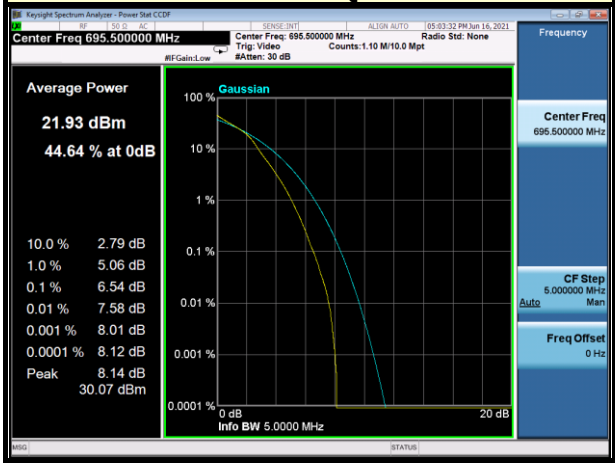
5MHz / 64QAM