FCC SAR Test Report

APPLICANT	:	**Honeywell International Inc**
EQUIPMENT	:	**Mobile computer/Smart phone**
BRAND NAME	:	**Honeywell**
MODEL NAME	:	**CT47X1N**
FCC ID	:	**HD5-CT47X1N**
STANDARD	:	**FCC 47 CFR Part 2 (2.1093)**

We, Sporton International Inc. (Kunshan), would like to declare that the tested sample has been evaluated in accordance with the test procedures given in 47 CFR Part 2.1093 and FCC KDB and has been in compliance with the applicable technical standards.

The test results in this report apply exclusively to the tested model / sample. Without written approval of Sporton International Inc. (Kunshan), the test report shall not be reproduced except in full.

Si Zhang

Approved by: Si Zhang

ACCREDITED
Cert #5145.02

Sporton International Inc. (Kunshan)
No. 1098, Pengxi North Road, Kunshan Economic Development Zone Jiangsu Province 215300
People's Republic of China

Table of Contents

1. Statement of Compliance **4**
2. Administration Data **6**
3. Guidance Applied **6**
4. Equipment Under Test (EUT) Information **7**
4.1 General Information 7
4.2 General LTE SAR Test and Reporting Considerations 10
4.3 General 5G NR SAR Test and Reporting Considerations 15
5. Proximity Sensor Triggering Test **20**
6. RF Exposure Limits **22**
6.1 Uncontrolled Environment 22
6.2 Controlled Environment 22
7. Specific Absorption Rate (SAR) **23**
7.1 Introduction 23
7.2 SAR Definition 23
8. System Description and Setup **24**
8.1 E-Field Probe 25
8.2 Data Acquisition Electronics (DAE) 25
8.3 Phantom 26
8.4 Device Holder 27
9. Measurement Procedures **28**
9.1 Spatial Peak SAR Evaluation 28
9.2 Power Reference Measurement 29
9.3 Area Scan 29
9.4 Zoom Scan 30
9.5 Volume Scan Procedures 30
9.6 Power Drift Monitoring 30
10. Test Equipment List **31**
11. System Verification **32**
11.1 Tissue Simulating Liquids 32
11.2 Tissue Verification 32
11.3 System Performance Check Results 34
12. RF Exposure Positions **36**
12.1 Ear and handset reference point 36
12.2 Definition of the cheek position 37
12.3 Definition of the tilt position 38
12.4 Body Worn Accessory 39
12.5 Product Specific 10g SAR Exposure 40
12.6 Wireless Router 40
13. Conducted RF Output Power (Unit: dBm) **41**
14. Antenna Location **57**
15. SAR Test Results **58**
15.1 Head SAR 61
15.2 Hotspot SAR 75
15.3 Body Worn Accessory SAR 92
15.4 Product specific 10g SAR 101
15.5 Repeated SAR Measurement 105
15.6 TDD B41 Linearity Data Analysis 106
16. Simultaneous Transmission Analysis **108**
16.1 Head Exposure Conditions 109
16.2 Hotspot Exposure Conditions 119
16.3 Body-Worn Accessory Exposure Conditions 132
16.4 Product specific 10g SAR Exposure Conditions 138
17. Uncertainty Assessment **143**
18. References **144**
Appendix A. Plots of System Performance Check
Appendix B. Plots of High SAR Measurement
Appendix C. DASY Calibration Certificate
Appendix D. Test Setup Photos
Appendix E. Conducted RF Output Power Table

Revision History

REPORT NO.	VERSION	DESCRIPTION	ISSUED DATE
FA272913	Rev. 01	Initial issue of report.	Dec. 28, 2022

1. Statement of Compliance

The maximum results of Specific Absorption Rate (SAR) found during testing for **Honeywell International Inc, Mobile computer/Smart phone, CT47X1N,** are as follows.

Highest 1g SAR Summary						
Equipment Class	Frequency Band		Head (Separation 0mm)	Hotspot (Separation 10mm)	Body-worn (Separation 15mm)	Highest Simultaneous Transmission 1g SAR (W/kg)
			1g SAR (W/kg)			
Licensed	GSM	GSM850	0.33	0.40	0.25	1.59
		GSM1900	0.99	1.08	0.65	
	WCDMA	Band II	1.09	**1.17**	0.72	
		Band IV	1.07	0.84	1.03	
		Band V	0.29	0.33	0.29	
	LTE	Band 25/2	1.13	1.00	0.65	
		Band 66/4	1.10	0.92	0.56	
		Band 26/5	0.98	0.35	0.22	
		Band 7	**1.17**	1.16	0.72	
		Band 12	0.72	0.32	0.25	
		Band 17	0.92	0.32	0.23	
		Band 13	0.57	0.41	0.34	
		Band 14	0.54	0.34	0.31	
		Band 30	1.13	0.83	0.42	
		Band 71	0.40	0.34	0.27	
		Band 41/38	0.19	**1.17**	0.71	
		Band 42	0.37	0.69	0.71	
		Band 48/42/43	0.25	0.87	0.25	
	5G NR	n12	0.77	0.40	0.29	
		n14	1.13	0.37	0.22	
		n71	0.41	0.58	0.46	
		n5	0.75	0.54	0.34	
		n25/n2	1.04	1.12	1.03	
		n30	1.05	0.82	0.50	
		n66	1.12	0.88	0.48	
		n7	1.12	0.74	0.46	
		n41/n38	1.08	1.08	0.76	
		n48	1.07	0.56	0.29	
		n77/n78	1.13	1.15	**1.12**	
DTS	WLAN	2.4GHz WLAN	0.78	0.35	0.22	1.50
NII		5GHz WLAN	1.02	0.38	0.63	1.59
DSS	Bluetooth	2.4GHz Bluetooth	<0.10	<0.10	<0.10	1.59

Highest 10g SAR Summary				
Equipment Class	Frequency Band		Product Specific 10g SAR (W/kg) (Separation 0mm)	Highest Simultaneous Transmission 10g SAR (W/kg)
Licensed	GSM	GSM1900	2.62	3.54
	WCDMA	Band II	2.53	
	LTE	Band 25/2	2.45	
		Band 66/4	2.82	
		Band 7	2.67	
		Band 41/38	2.73	
	5G NR	n25/n2	2.79	
		n41/n38	2.73	
		n77/n78	**2.85**	
NII	WLAN	5GHz WLAN	1.41	3.54
Date of Testing:			2022/11/2 ~ 2022/12/9	

Remark:

1. This device supports LTE B2 / B4 / B5 / B38 and B25 / B66 / B26 / B41. Since the supported frequency span for LTE B2 / B4 / B5 / B38 falls completely within the supports frequency span for LTE B25 / B66 / B26 / B41, both LTE bands have the same target power, and both LTE bands share the same transmission path; therefore, SAR was only assessed for LTE B25 / B66 / B26 / B41.
2. LTE B42(3550 MHz ~ 3600MHz) / B43 SAR test was covered by LTE B48, due to the output power level and have duplicate frequency range.
3. This device supports 5GNR n2 / n38 / n78 and n25 / n41 / n77. Since the supported frequency span for 5GNR n2 / n38 / n78 falls completely within the supports frequency span for n25 / n41 / n77, both 5GNR bands have the same target power, and both 5GNR bands share the same transmission path; therefore, SAR was only assessed for n25 / n41 / n77.

Declaration of Conformity:
The test results with all measurement uncertainty excluded are presented in accordance with the regulation limits or requirements declared by manufacturers.
Comments and Explanations:
The declared of product specification for EUT presented in the report are provided by the manufacturer, and the manufacturer takes all the responsibilities for the accuracy of product specification.

This device is in compliance with Specific Absorption Rate (SAR) for general population/uncontrolled exposure limits (1.6 W/kg for Partial-Body 1g SAR, 4.0 W/kg for Product Specific 10g SAR) specified in FCC 47 CFR part 2 (2.1093) and ANSI/IEEE C95.1-1992, and had been tested in accordance with the measurement methods and procedures specified in IEEE 1528-2013 and FCC KDB publications.

2. Administration Data

Sporton International Inc. (Kunshan) is accredited to ISO/IEC 17025:2017 by American Association for Laboratory Accreditation with Certificate Number 5145.02.

Testing Laboratory			
Test Firm	Sporton International Inc. (Kunshan)		
Test Site Location	No. 1098, Pengxi North Road, Kunshan Economic Development Zone Jiangsu Province 215300 People's Republic of China TEL : +86-512-57900158 FAX : +86-512-57900958		
Test Site No.	Sporton Site No.	FCC Designation No.	FCC Test Firm Registration No.
	SAR05-KS SAR06-KS	CN1257	314309

Applicant	
Company Name	Honeywell International Inc
Address	9680 Old Bailes Rd, Fort Mill, SC 29707 United States

Manufacturer	
Company Name	Honeywell International Inc
Address	9680 Old Bailes Rd, Fort Mill, SC 29707 United States

3. Guidance Applied

The Specific Absorption Rate (SAR) testing specification, method, and procedure for this device is in accordance with the following standards:

- FCC 47 CFR Part 2 (2.1093)
- ANSI/IEEE C95.1-1992
- IEEE 1528-2013
- FCC KDB 865664 D01 SAR Measurement 100 MHz to 6 GHz v01r04
- FCC KDB 865664 D02 SAR Reporting v01r02
- FCC KDB 447498 D01 General RF Exposure Guidance v06
- FCC KDB 648474 D04 SAR Evaluation Considerations for Wireless Handsets v01r03
- FCC KDB 248227 D01 802.11 Wi-Fi SAR v02r02
- FCC KDB 616217 D04 SAR for laptop and tablets v01r02
- FCC KDB 941225 D01 3G SAR Procedures v03r01
- FCC KDB 941225 D05 SAR for LTE Devices v02r05
- FCC KDB 941225 D05A Rel.10 LTE SAR Test Guidance v01r02
- FCC KDB 941225 D06 Hotspot Mode SAR v02r01

4. Equipment Under Test (EUT) Information

4.1 General Information

Product Feature & Specification	
Equipment Name	Mobile computer/Smart phone
Brand Name	Honeywell
Model Name	CT47X1N
FCC ID	HD5-CT47X1N
IMEI Code	SIM1: 990019560050892 SIM2: 990019560050900
Wireless Technology and Frequency Range	GSM850: 824 MHz ~ 849 MHz GSM1900: 1850 MHz ~ 1910 MHz WCDMA Band II: 1850 MHz ~ 1910 MHz WCDMA Band IV: 1710 MHz ~ 1755 MHz WCDMA Band V: 824 MHz ~ 849 MHz LTE Band 2: 1850 MHz ~ 1910 MHz LTE Band 4: 1710 MHz ~ 1755 MHz LTE Band 5: 824 MHz ~ 849 MHz LTE Band 7: 2500 MHz ~ 2570 MHz LTE Band 12: 699 MHz ~ 716 MHz LTE Band 13: 777 MHz ~ 787 MHz LTE Band 14: 788 MHz ~ 798 MHz LTE Band 17: 704 MHz ~ 716 MHz LTE Band 25: 1850 MHz ~ 1915 MHz LTE Band 26: 814 MHz ~ 849 MHz LTE Band 30: 2305 MHz ~ 2315 MHz LTE Band 38: 2570 MHz ~ 2620 MHz LTE Band 41: 2496 MHz ~ 2690 MHz LTE Band 42: 3450 MHz ~ 3600MHz LTE Band 43: 3600 MHz ~ 3700MHz LTE Band 48: 3550 MHz ~ 3700 MHz LTE Band 66: 1710 MHz ~ 1780 MHz LTE Band 71: 663 MHz ~ 698 MHz 5G NR n2 : 1850 MHz ~ 1910 MHz 5G NR n5: 824 MHz ~ 849 MHz 5G NR n7: 2500 MHz ~ 2570 MHz 5G NR n12 : 699 MHz ~ 716 MHz 5G NR n14 : 788 MHz ~ 798 MHz 5G NR n25 : 1850 MHz ~ 1915 MHz 5G NR n30 : 2305 MHz ~ 2315 MHz 5G NR n66: 1710 MHz ~ 1780 MHz 5G NR n71 : 663 MHz ~ 698 MHz 5G NR n38 : 2570 MHz ~ 2620 MHz 5G NR n41 : 2496 MHz ~ 2690 MHz 5G NR n48 : 3550 MHz ~ 3700 MHz 5G NR n77: 3450 MHz ~ 3550 MHz, 3700 MHz ~ 3980 MHz 5G NR n78: 3450 MHz ~ 3550 MHz, 3700 MHz ~ 3800 MHz WLAN 2.4GHz Band: 2412 MHz ~ 2462 MHz WLAN 5.2GHz Band: 5180 MHz ~ 5240 MHz WLAN 5.3GHz Band: 5260 MHz ~ 5320 MHz WLAN 5.5GHz Band: 5500 MHz ~ 5720 MHz WLAN 5.8GHz Band: 5745 MHz ~ 5825 MHz WLAN 6GHz U-NII-5: 5925 MHz ~ 6425 MHz WLAN 6GHz U-NII-6: 6425 MHz ~ 6525 MHz WLAN 6GHz U-NII-7: 6525 MHz ~ 6875 MHz WLAN 6GHz U-NII-8: 6875 MHz ~ 7125 MHz Bluetooth: 2402 MHz ~ 2480 MHz NFC: 13.56 MHz
Mode	GSM/GPRS/EGPRS RMC/AMR 12.2Kbps

	HSDPA HSUPA LTE: QPSK, 16QAM, 64QAM, 256QAM 5G NR : CP-OFDM / DFT-s-OFDM, PI/2 BPSK, QPSK, 16QAM, 64QAM, 256QAM WLAN 2.4GHz 802.11b/g/n HT20/HT40 WLAN 2.4GHz 802.11ax HE20/HE40 WLAN 5GHz 802.11a/n HT20/HT40 WLAN 5GHz 802.11ac/ax VHT20/VHT40/VHT80/VHT160/HE20/HE40/HE80/HE160 WLAN 6GHz 802.11ax HE20/HE40/HE80/HE160 Bluetooth BR/EDR/LE NFC: ASK
HW Version	V1.0
SW Version	OS.21.001-HON.21.001
GSM / (E)GPRS Transfer mode	Class B – EUT cannot support Packet Switched and Circuit Switched Network simultaneously but can automatically switch between Packet and Circuit Switched Network.
EUT Stage	Identical Prototype

Remark:

1. This device supports VoIP in GPRS, EGPRS, WCDMA and LTE (e.g. for 3rd-party VoIP), LTE supports VoLTE operation.
2. This device does not support DTM operation and supports GPRS/EGPRS mode up to multi-slot class 33.
3. This device 2.4GHz WLAN support hotspot operation and Bluetooth support tethering applications.
4. This device 5.2GHz WLAN/5.8GHz WLAN support hotspot operation, and 5.2GHz WLAN/5.8GHz WLAN supports WiFi Direct (GC/GO), and 5.3GHz / 5.5GHz supports WiFi Direct (GC only). WLAN 6GHz has no hotspot function.
5. The 2.4GHz/5GHz/6GHz WLAN can transmit in SISO and MIMO mode.
6. The device implements Proximity sensors/receiver detect mechanism/hotspot trigger reduced power for the power management for SAR compliance at different exposure conditions (head, body-worn, hotspot, extremity). It uses the receiver to indicate whether the user is making a call in head scenario or not. The selection between head and body power levels is based on the receiver detection mechanism. It can determine proximity to head or body and set the relevant power level for 2G&3G&4G&5G and Wi-Fi antennas accordingly. The device will invoke corresponding work scenarios power level, which are provided in the operational description. And the device will invoke corresponding work scenarios power level base on frequency bands/antennas, which can refer to power table at appendix E.
7. For WLAN when transmit simultaneous with WWAN/BT, power reduction will be activated to head, body-worn and extremity.
8. This device supports HPUE for LTE Band 38/41/42 with class 2 level, HPUE power has been measured separately. For HPUE power is higher than power class 3 but with lower duty cycle, the maximum average power for class 2 and class 3 is almost the same, so we chose power class 3 full SAR testing and power class 2 verify the worst case of power class 3 SAR.
9. 5GNR n41/n77/n78 supports HPUE, HPUE power and SAR testing performed separately.
10. 5GNR n41/n77/n78 HPUE with higher power, 5GNR n41/n77/n78 HPUE SAR can represent power class 3 level SAR.
11. 5GNR n41/n48/n77/n78 supports UL MIMO.
12. For 5G NR test, using FTM (Factory Test Mode) to perform SAR with default 100% transmission.
13. NSA and SA mode should perform SAR separately. For the maximum power of NSA mode is the same as SA total power level, so SA SAR can represent NSA mode SAR.
14. 5GNR NSA mode, the power level is the same as 5GNR SA mode, so 5GNR NSA mode and SA mode power table only show one time.
15. 5G NR supports CP-OFDM and DFT-s-OFDM modulation, for DFT-s-OFDM power is higher than CP-OFDM, so only show DFT-s-OFDM power table and chose DFT-s-OFDM to perform SAR testing.
16. For DFT-s-OFDM and CP-OFDM output power measurement reduction, according to 38.101 maximum power reduction for the CP-OFDM mode will not higher than DFT-s-OFDM mode, therefore, CP-OFDM measurement is unnecessary.
17. For 5GNR EN-DC mode, standalone SAR performed for 5GNR NSA band with the maximum power, EN-DC SAR summed EN-DC mode 5GNR standalone SAR and LTE standalone SAR, the result of EN-DC SAR is more conservatively.
18. Bluetooth LE has two States for normal state and switch OFF state. Bluetooth LE is to ensure it sends beacons and beep when the device is switch OFF and cannot be transmitted simultaneously with other wireless modes.
19. This device will be equipped with Sling, the Sling has no metallic wristband and do not contain any electronic circuitry. It has no effect on RF exposure, so no need to test with it.
20. SAR Power density test report for WLAN 6GHz U-NII-5/6/7/8 will be separately submitted. About co-located SAR with WWAN/Bluetooth always chose higher SAR of WLAN5G U-NII-1/2A/2C/3 and U-NII-5/6/7/8.

21. There are three samples, the differences could be referred to the CT47X1N_Operational Description of Product Equality Declaration which is exhibit separately. According to the difference, we choose sample 1 to full test. For sample 2/3, the differences do not affect the test, so sample 2/3 are not tested.
22. This device has NFC function and the NFC SAR report will be separately submitted.
23. This device supports 5GNR FR1 bands as following table, including NSA mode and SA mode.

<5G NR>

Mode	Band	Duplex	SCS(KHz)	Bandwidths(BW)
NSA	n2	FDD	15	5, 10, 15, 20
	n5	FDD	15	5, 10, 15, 20
	n66	FDD	15	5, 10, 15, 20, 30, 40
	n71	FDD	15	5, 10, 15, 20
	n41	TDD	30	20, 30, 40, 50, 60, 80, 90, 100
	n77	TDD	30	20, 30, 40, 50, 60, 70, 80, 90, 100
	n78	TDD	30	20, 30, 40, 50, 60, 70, 80, 90, 100
SA	n2	FDD	15	5, 10, 15, 20
	n5	FDD	15	5, 10, 15, 20
	n7	FDD	15	5, 10, 15, 20, 25, 30, 40
	n12	FDD	15	5, 10, 15
	n14	FDD	15	5, 10
	n25	FDD	15	5, 10, 15, 20, 30, 40
	n30	FDD	15	5, 10
	n66	FDD	15	5, 10, 15, 20, 30, 40
	n71	FDD	15	5, 10, 15, 20
	n38	TDD	30	20, 30, 40
	n41	TDD	30	20, 30, 40, 50, 60, 80, 90, 100
	n48	TDD	30	10, 20, 40
	n77	TDD	30	20, 30, 40, 50, 60, 70, 80, 90, 100
	n78	TDD	30	20, 30, 40, 50, 60, 70, 80, 90, 100

4.2 General LTE SAR Test and Reporting Considerations

<table>
<tr><th colspan="2">Summarized necessary items addressed in KDB 941225 D05 v02r05</th></tr>
<tr><td>FCC ID</td><td>HD5-CT47X1N</td></tr>
<tr><td>Equipment Name</td><td>Mobile computer/Smart phone</td></tr>
<tr><td>Operating Frequency Range of each LTE transmission band</td><td>LTE Band 2: 1850 MHz ~ 1910 MHz
LTE Band 4: 1710 MHz ~ 1755 MHz
LTE Band 5: 824 MHz ~ 849 MHz
LTE Band 7: 2500 MHz ~ 2570 MHz
LTE Band 12: 699 MHz ~ 716 MHz
LTE Band 13: 777 MHz ~ 787 MHz
LTE Band 14: 788 MHz ~ 798 MHz
LTE Band 17: 704 MHz ~ 716 MHz
LTE Band 25: 1850 MHz ~ 1915 MHz
LTE Band 26: 814 MHz ~ 849 MHz
LTE Band 30: 2305 MHz ~ 2315 MHz
LTE Band 38: 2570 MHz ~ 2620 MHz
LTE Band 41: 2496 MHz ~ 2690 MHz
LTE Band 42: 3450 MHz ~ 3600MHz
LTE Band 43: 3600 MHz ~ 3700MHz
LTE Band 48: 3550 MHz ~ 3700 MHz
LTE Band 66: 1710 MHz ~ 1780 MHz
LTE Band 71: 663 MHz ~ 698 MHz</td></tr>
<tr><td>Channel Bandwidth</td><td>LTE Band 2:1.4MHz, 3MHz, 5MHz, 10MHz, 15MHz, 20MHz
LTE Band 4:1.4MHz, 3MHz, 5MHz, 10MHz, 15MHz, 20MHz
LTE Band 5:1.4MHz, 3MHz, 5MHz, 10MHz
LTE Band 7: 5MHz, 10MHz, 15MHz, 20MHz
LTE Band 12:1.4MHz, 3MHz, 5MHz, 10MHz
LTE Band 13: 5MHz, 10MHz
LTE Band 14: 5MHz, 10MHz
LTE Band 17: 5MHz, 10MHz
LTE Band 25:1.4MHz, 3MHz, 5MHz, 10MHz, 15MHz, 20MHz
LTE Band 26:1.4MHz, 3MHz, 5MHz, 10MHz, 15MHz
LTE Band 30: 5MHz, 10MHz
LTE Band 38: 5MHz, 10MHz, 15MHz, 20MHz
LTE Band 41: 5MHz, 10MHz, 15MHz, 20MHz
LTE Band 42: 5MHz, 10MHz, 15MHz, 20MHz
LTE Band 43: 5MHz, 10MHz, 15MHz, 20MHz
LTE Band 48: 5MHz, 10MHz, 15MHz, 20MHz
LTE Band 66:1.4MHz, 3MHz, 5MHz, 10MHz, 15MHz, 20MHz
LTE Band 71: 5MHz, 10MHz, 15MHz, 20MHz</td></tr>
<tr><td>uplink modulations used</td><td>QPSK / 16QAM / 64QAM /256QAM</td></tr>
<tr><td>LTE Voice / Data requirements</td><td>Voice and Data</td></tr>
<tr><td>LTE Release Version</td><td>R15, Cat18</td></tr>
<tr><td>CA Support</td><td>Supported, Uplink and Downlink</td></tr>
<tr><td>LTE MPR permanently built-in by design</td><td>Table 6.2.3-1: Maximum Power Reduction (MPR) for Power Class 1, 2 and 3
<table>
<tr><th rowspan="2">Modulation</th><th colspan="6">Channel bandwidth / Transmission bandwidth (N_{RB})</th><th rowspan="2">MPR (dB)</th></tr>
<tr><th>1.4 MHz</th><th>3.0 MHz</th><th>5 MHz</th><th>10 MHz</th><th>15 MHz</th><th>20 MHz</th></tr>
<tr><td>QPSK</td><td>> 5</td><td>> 4</td><td>> 8</td><td>> 12</td><td>> 16</td><td>> 18</td><td>≤ 1</td></tr>
<tr><td>16 QAM</td><td>≤ 5</td><td>≤ 4</td><td>≤ 8</td><td>≤ 12</td><td>≤ 16</td><td>≤ 18</td><td>≤ 1</td></tr>
<tr><td>16 QAM</td><td>> 5</td><td>> 4</td><td>> 8</td><td>> 12</td><td>> 16</td><td>> 18</td><td>≤ 2</td></tr>
<tr><td>64 QAM</td><td>≤ 5</td><td>≤ 4</td><td>≤ 8</td><td>≤ 12</td><td>≤ 16</td><td>≤ 18</td><td>≤ 2</td></tr>
<tr><td>64 QAM</td><td>> 5</td><td>> 4</td><td>> 8</td><td>> 12</td><td>> 16</td><td>> 18</td><td>≤ 3</td></tr>
<tr><td>256 QAM</td><td colspan="6">≥ 1</td><td>≤ 5</td></tr>
</table></td></tr>
<tr><td>LTE A-MPR</td><td>In the base station simulator configuration, Network Setting value is set to NS_01 to disable A-MPR during SAR testing and the LTE SAR tests was transmitting on all TTI frames (Maximum TTI)</td></tr>
<tr><td>Spectrum plots for RB configuration</td><td>A properly configured base station simulator was used for the SAR and power measurement; therefore, spectrum plots for each RB allocation and offset configuration are not included in the SAR report.</td></tr>
<tr><td>Power reduction applied to satisfy SAR compliance</td><td>Yes, when operating in Proximity sensors/receiver/hotspot detect mechanism; head/body-worn/hotspot/extremity will trigger reduced power for some bands applied to satisfy SAR compliance, the detail please referred to section 13.</td></tr>
<tr><td>LTE Carrier Aggregation Combinations</td><td>Inter-Band and Intra-Band possible combinations and the detail power verification please referred to section 13.</td></tr>
</table>

LTE Carrier Aggregation Additional Information	(1) This device supports LTE Carrier Aggregation (CA) in the uplink for intra-band and inter-band with two component carriers in the uplink. SAR Measurements and conducted powers were evaluated per FCC Guidance. (2) This device supports maximum of 4 carriers in the downlink and 2 carriers in the uplink.

Transmission (H, M, L) channel numbers and frequencies in each LTE band

LTE Band 2

	Bandwidth 1.4 MHz		Bandwidth 3 MHz		Bandwidth 5 MHz		Bandwidth 10 MHz		Bandwidth 15 MHz		Bandwidth 20 MHz	
	Ch. #	Freq. (MHz)	Ch. #	Freq. (MHz)	Ch. #	Freq. (MHz)	Ch. #	Freq. (MHz)	Ch. #	Freq. (MHz)	Ch. #	Freq. (MHz)
L	18607	1850.7	18615	1851.5	18625	1852.5	18650	1855	18675	1857.5	18700	1860
M	18900	1880	18900	1880	18900	1880	18900	1880	18900	1880	18900	1880
H	19193	1909.3	19185	1908.5	19175	1907.5	19150	1905	19125	1902.5	19100	1900

LTE Band 4

	Bandwidth 1.4 MHz		Bandwidth 3 MHz		Bandwidth 5 MHz		Bandwidth 10 MHz		Bandwidth 15 MHz		Bandwidth 20 MHz	
	Ch. #	Freq. (MHz)	Ch. #	Freq. (MHz)	Ch. #	Freq. (MHz)	Ch. #	Freq. (MHz)	Ch. #	Freq. (MHz)	Ch. #	Freq. (MHz)
L	19957	1710.7	19965	1711.5	19975	1712.5	20000	1715	20025	1717.5	20050	1720
M	20175	1732.5	20175	1732.5	20175	1732.5	20175	1732.5	20175	1732.5	20175	1732.5
H	20393	1754.3	20385	1753.5	20375	1752.5	20350	1750	20325	1747.5	20300	1745

LTE Band 5

	Bandwidth 1.4 MHz		Bandwidth 3 MHz		Bandwidth 5 MHz		Bandwidth 10 MHz	
	Ch. #	Freq. (MHz)	Ch. #	Freq. (MHz)	Ch. #	Freq. (MHz)	Ch. #	Freq. (MHz)
L	20407	824.7	20415	825.5	20425	826.5	20450	829
M	20525	836.5	20525	836.5	20525	836.5	20525	836.5
H	20643	848.3	20635	847.5	20625	846.5	20600	844

LTE Band 7

	Bandwidth 5 MHz		Bandwidth 10 MHz		Bandwidth 15 MHz		Bandwidth 20 MHz	
	Ch. #	Freq. (MHz)	Ch. #	Freq. (MHz)	Ch. #	Freq. (MHz)	Ch. #	Freq. (MHz)
L	20775	2502.5	20800	2505	20825	2507.5	20850	2510
M	21100	2535	21100	2535	21100	2535	21100	2535
H	21425	2567.5	21400	2565	21375	2562.5	21350	2560

LTE Band 12

	Bandwidth 1.4 MHz		Bandwidth 3 MHz		Bandwidth 5 MHz		Bandwidth 10 MHz	
	Ch. #	Freq. (MHz)	Ch. #	Freq. (MHz)	Ch. #	Freq. (MHz)	Ch. #	Freq. (MHz)
L	23017	699.7	23025	700.5	23035	701.5	23060	704
M	23095	707.5	23095	707.5	23095	707.5	23095	707.5
H	23173	715.3	23165	714.5	23155	713.5	23130	711

LTE Band 13

	Bandwidth 5 MHz		Bandwidth 10 MHz	
	Channel #	Freq.(MHz)	Channel #	Freq.(MHz)
L	23205	779.5	23230	782
M	23230	782		
H	23255	784.5		

LTE Band 14

	Bandwidth 5 MHz		Bandwidth 10 MHz	
	Channel #	Channel #	Channel #	Freq.(MHz)
L	23305	790.5	23330	793
M	23330	793		
H	23355	795.5		

LTE Band 17

	Bandwidth 5 MHz		Bandwidth 10 MHz	
	Channel #	Freq.(MHz)	Channel #	Freq. (MHz)
L	23755	706.5	23780	709
M	23790	710	23790	710
H	23825	713.5	23800	711

LTE Band 25

	Bandwidth 1.4 MHz		Bandwidth 3 MHz		Bandwidth 5 MHz		Bandwidth 10 MHz		Bandwidth 15 MHz		Bandwidth 20 MHz	
	Ch. #	Freq. (MHz)	Ch. #	Freq. (MHz)	Ch. #	Freq. (MHz)	Ch. #	Freq. (MHz)	Ch. #	Freq. (MHz)	Ch. #	Freq. (MHz)
L	26047	1850.7	26055	1851.5	26065	1852.5	26090	1855	26115	1857.5	26140	1860
M	26340	1880	26340	1880	26340	1880	26340	1880	26340	1880	26340	1880
H	26683	1914.3	26675	1913.5	26665	1912.5	26640	1910	26615	1907.5	26590	1905

LTE Band 26										
	Bandwidth 1.4 MHz		Bandwidth 3 MHz		Bandwidth 5 MHz		Bandwidth 10 MHz		Bandwidth 15 MHz	
	Ch. #	Freq. (MHz)	Ch. #	Freq. (MHz)	Ch. #	Freq. (MHz)	Ch. #	Freq. (MHz)	Ch. #	Freq. (MHz)
L	26697	814.7	26705	815.5	26715	816.5	26740	819	26765	821.5
M	26865	831.5	26865	831.5	26865	831.5	26865	831.5	26865	831.5
H	27033	848.3	27025	847.5	27015	846.5	26990	844	26965	841.5

LTE Band 30				
	Bandwidth 5 MHz		Bandwidth 10 MHz	
	Channel #	Freq.(MHz)	Channel #	Freq.(MHz)
L	27685	2307.5	27710	2310
M	27710	2310		
H	27735	2312.5		

LTE Band 38								
	Bandwidth 5 MHz		Bandwidth 10 MHz		Bandwidth 15 MHz		Bandwidth 20 MHz	
	Ch. #	Freq. (MHz)	Ch. #	Freq. (MHz)	Ch. #	Freq. (MHz)	Ch. #	Freq. (MHz)
L	37775	2572.5	37800	2575	37825	2577.5	37850	2580
M	38000	2595	38000	2595	38000	2595	38000	2595
H	38225	2617.5	38200	2615	38175	2612.5	38150	2610

LTE Band 41								
	Bandwidth 5 MHz		Bandwidth 10 MHz		Bandwidth 15 MHz		Bandwidth 20 MHz	
	Ch. #	Freq. (MHz)	Ch. #	Freq. (MHz)	Ch. #	Freq. (MHz)	Ch. #	Freq. (MHz)
L	39675	2498.5	39700	2501	39725	2503.5	39750	2506
LM	40148	2545.8	40160	2547	40173	2548.3	40185	2549.5
M	40620	2593	40620	2593	40620	2593	40620	2593
HM	41093	2640.3	41080	2639	41068	2637.8	41055	2636.5
H	41565	2687.5	41540	2685	41515	2682.5	41490	2680

LTE Band 66												
	Bandwidth 1.4 MHz		Bandwidth 3 MHz		Bandwidth 5 MHz		Bandwidth 10 MHz		Bandwidth 15 MHz		Bandwidth 20 MHz	
	Ch. #	Freq. (MHz)	Ch. #	Freq. (MHz)	Ch. #	Freq. (MHz)	Ch. #	Freq. (MHz)	Ch. #	Freq. (MHz)	Ch. #	Freq. (MHz)
L	131979	1710.7	131987	1711.5	131997	1712.5	132022	1715	132047	1717.5	132072	1720
M	132322	1745	132322	1745	132322	1745	132322	1745	132322	1745	132322	1745
H	132665	1779.3	132657	1778.5	132647	1777.5	132622	1775	132597	1772.5	132572	1770

LTE Band 71								
	Bandwidth 5 MHz		Bandwidth 10 MHz		Bandwidth 15 MHz		Bandwidth 20 MHz	
	Ch. #	Freq. (MHz)	Ch. #	Freq. (MHz)	Ch. #	Freq. (MHz)	Ch. #	Freq. (MHz)
L	133147	665.5	133172	668	133197	670.5	133222	673
M	133247	675.5	133272	678	133297	680.5	133322	683
H	133447	695.5	133422	693	133397	690.5	133372	688

LTE Band 48								
	Bandwidth 5 MHz		Bandwidth 10 MHz		Bandwidth 15 MHz		Bandwidth 20 MHz	
	Ch. #	Freq. (MHz)	Ch. #	Freq. (MHz)	Ch. #	Freq. (MHz)	Ch. #	Freq. (MHz)
L	55265	3552.5	55290	3555	55315	3557.5	55340	3560
LM	55810	3607	55815	3607.5	55820	3608	55830	3609
MH	56170	3643	56165	3642.5	56160	3642	56150	3641
H	56715	3697.5	56690	3695	56665	3692.5	56640	3690

LTE Band 42								
	Bandwidth 5 MHz		Bandwidth 10 MHz		Bandwidth 15 MHz		Bandwidth 20 MHz	
	Ch. #	Freq. (MHz)	Ch. #	Freq. (MHz)	Ch. #	Freq. (MHz)	Ch. #	Freq. (MHz)
L	43115	3552.5	43140	3555	43165	3557.5	43190	3560
M	43340	3575	43340	3575	43340	3575	43340	3575
H	43565	3597.5	43540	3595	43515	3592.5	43490	3590
LTE Band 43								
	Bandwidth 5 MHz		Bandwidth 10 MHz		Bandwidth 15 MHz		Bandwidth 20 MHz	
	Ch. #	Freq. (MHz)	Ch. #	Freq. (MHz)	Ch. #	Freq. (MHz)	Ch. #	Freq. (MHz)
L	43615	3602.5	43640	3605	43665	3607.5	43690	3610
M	44090	3650	44090	3650	44090	3650	44090	3650
H	44565	3697.5	44540	3695	44515	3692.5	44490	3690

<3450 MHz ~ 3550 MHz>

LTE Band 42								
	Bandwidth 5 MHz		Bandwidth 10 MHz		Bandwidth 15 MHz		Bandwidth 20 MHz	
	Ch. #	Freq. (MHz)	Ch. #	Freq. (MHz)	Ch. #	Freq. (MHz)	Ch. #	Freq. (MHz)
L	42115	3452.5	42140	3455	42165	3457.5	42190	3460
M	42590	3500	42590	3500	42590	3500	42590	3500
H	43065	3547.5	43040	3545	43015	3542.5	42990	3540

<For LTE Overlap Bands Description>

1) LTE Bands BW

Band	1.4 MHz	3 MHz	5 MHz	10 MHz	15 MHz	20 MHz
LTE Band 2	Yes	Yes	Yes	Yes	Yes	Yes
LTE Band 25	Yes	Yes	Yes	Yes	Yes	Yes
LTE Band 4	Yes	Yes	Yes	Yes	Yes	Yes
LTE Band 66	Yes	Yes	Yes	Yes	Yes	Yes
LTE Band 5	Yes	Yes	Yes	Yes		
LTE Band 26	Yes	Yes	Yes	Yes	Yes	
LTE Band 38			Yes	Yes	Yes	Yes
LTE Band 41			Yes	Yes	Yes	Yes
LTE Band 42			Yes	Yes	Yes	Yes
LTE Band 43			Yes	Yes	Yes	Yes
LTE Band 48			Yes	Yes	Yes	Yes

2) LTE Bands tune up:

Band	Antenna	Head Receiver on Tune-up Limit	Body Worn Sensor on Tune-up Limit	Hotspot Tune-up Limit	Extremely Handheld Tune-up Limit	Sensor Off Tune-up Limit	Default Tune-up Limit
LTE Band 2	Ant0	24	21.5	24	21.5	24	24
LTE Band 25	Ant0	24	21.5	24	21.5	24	24
LTE Band 5	Ant0	24	24	24	24	24	24
LTE Band 26	Ant0	24	24	24	24	24	24
LTE Band 4	Ant0	24	22	22	22	24	24
LTE Band 66	Ant0	24	22	22	22	24	24
LTE Band 38	Ant0	24	21.5	21	21.5	24	24
LTE Band 41	Ant0	24	21.5	21	21.5	24	24
LTE Band 38 PC2	Ant0	27	24.5	24	24.5	27	27
LTE Band 41 PC2	Ant0	27	24.5	24	24.5	27	27

Band	Antenna	Head Receiver on Tune-up Limit	Body Worn Sensor on Tune-up Limit	Hotspot Tune-up Limit	Extremely Handheld Tune-up Limit	Sensor Off Tune-up Limit	Default Tune-up Limit
LTE Band 2	Ant1	20	23	23	23	23	23
LTE Band 25	Ant1	20	23	23	23	23	23
LTE Band 5	Ant1	24	24	24	24	24	24
LTE Band 26	Ant1	24	24	24	24	24	24
LTE Band 4	Ant1	20.5	23	23	23	23	23
LTE Band 66	Ant1	20.5	23	23	23	23	23

Band	Antenna	Head Receiver on Tune-up Limit	Body Worn Sensor on Tune-up Limit	Hotspot Tune-up Limit	Extremely Handheld Tune-up Limit	Sensor Off Tune-up Limit	Default Tune-up Limit
LTE Band 42	Ant8	24.5	24.5	24.5	24.5	24.5	24.5
LTE Band 43	Ant8	24.5	24.5	24.5	24.5	24.5	24.5
LTE Band 48	Ant8	24.5	24.5	24.5	24.5	24.5	24.5

4.3 General 5G NR SAR Test and Reporting Considerations

5G NR Information	
Operating Frequency Range of each 5G NR transmission band	5G NR n2 : 1850 MHz ~ 1910 MHz 5G NR n5: 824 MHz ~ 849 MHz 5G NR n7: 2500 MHz ~ 2570 MHz 5G NR n12 : 699 MHz ~ 716 MHz 5G NR n14 : 788 MHz ~ 798 MHz 5G NR n25 : 1850 MHz ~ 1915 MHz 5G NR n30 : 2305 MHz ~ 2315 MHz 5G NR n66: 1710 MHz ~ 1780 MHz 5G NR n71 : 663 MHz ~ 698 MHz 5G NR n38 : 2570 MHz ~ 2620 MHz 5G NR n41 : 2496 MHz ~ 2690 MHz 5G NR n48 : 3550 MHz ~ 3700 MHz 5G NR n77: 3450 MHz ~ 3550 MHz, 3700 MHz ~ 3980 MHz 5G NR n78: 3450 MHz ~ 3550 MHz, 3700 MHz ~ 3800 MHz
Channel Bandwidth	The detail please refers to section 4.1 5GNR FR1 bands table.
SCS	FDD/ TDD: SCS15KHz/SCS30KHz
uplink modulations used	DFT-s-OFDM: PI/2 BPSK / QPSK / 16QAM / 64QAM / 256QAM CP-OFDM: QPSK / 16QAM / 64QAM / 256QAM
A-MPR (Additional MPR) disabled for SAR Testing?	Yes
LTE Anchor Bands for n2	LTE B5/12/13/14/66
LTE Anchor Bands for n5	LTE B2/30/66
LTE Anchor Bands for n66	LTE B2/5/12/13/14
LTE Anchor Bands for n71	LTE B2/66
LTE Anchor Bands for n41	LTE B2/66
LTE Anchor Bands for n77	LTE B2/66
LTE Anchor Bands for n78	LTE B5/7/12/66

Transmission (H, M, L) channel numbers and frequencies in each 5G NR band

NR Band 2

	Bandwidth 5MHz		Bandwidth 10MHz		Bandwidth 15MHz		Bandwidth 20MHz	
	Ch. #	Freq. (MHz)	Ch. #	Freq. (MHz)	Ch. #	Freq. (MHz)	Ch. #	Freq. (MHz)
L	370500	1852.5	371000	1855	371500	1857.5	372000	1860
M	376000	1880	376000	1880	376000	1880	376000	1880
H	381500	1907.5	381000	1905	380500	1902.5	380000	1900

NR Band 5

	Bandwidth 5MHz		Bandwidth 10MHz		Bandwidth 15MHz		Bandwidth 20MHz	
	Ch. #	Freq. (MHz)	Ch. #	Freq. (MHz)	Ch. #	Freq. (MHz)	Ch. #	Freq. (MHz)
L	165300	826.5	165800	829	166300	831.5	166800	834
M	167300	836.5	167300	836.5	167300	836.5	167300	836.5
H	169300	846.5	168800	844	168300	841.5	167800	839

NR Band 7

	Bandwidth 5MHz		Bandwidth 10MHz		Bandwidth 15MHz		Bandwidth 20MHz		Bandwidth 25MHz		Bandwidth 30MHz		Bandwidth 40MHz	
	Ch. #	Freq. (MHz)	Ch. #	Freq. (MHz)	Ch. #	Freq. (MHz)	Ch. #	Freq. (MHz)	Ch. #	Freq. (MHz)	Ch. #	Freq. (MHz)	Ch. #	Freq. (MHz)
L	500500	2502.5	501000	2505	501500	2507.5	502000	2510	502500	2512.5	503000	2515	504000	2520
M	507000	2535	507000	2535	507000	2535	507000	2535	507000	2535	507000	2535	507000	2535
H	513500	2567.5	513000	2565	512500	2562.5	512000	2560	511500	2557.5	511000	2555	510000	2550

NR Band 12

	Bandwidth 5MHz		Bandwidth 10MHz		Bandwidth 15MHz	
	Ch. #	Freq. (MHz)	Ch. #	Freq. (MHz)	Ch. #	Freq. (MHz)
L	140300	701.5	140800	704	141300	706.5
M	141500	707.5	141500	707.5	141500	707.5
H	142700	713.5	142200	711	141700	708.5

NR Band 14				
	Bandwidth 5MHz		Bandwidth 10MHz	
	Ch. #	Freq. (MHz)	Ch. #	Freq. (MHz)
L	158100	790.5	158600	793
M	158600	793		
H	159100	795.5		

NR Band 25												
	Bandwidth 5MHz		Bandwidth 10MHz		Bandwidth 15MHz		Bandwidth 20MHz		Bandwidth 30MHz		Bandwidth 40MHz	
	Ch. #	Freq. (MHz)	Ch. #	Freq. (MHz)	Ch. #	Freq. (MHz)	Ch. #	Freq. (MHz)	Ch. #	Freq. (MHz)	Ch. #	Freq. (MHz)
L	370500	1852.5	371000	1855	371500	1857.5	372000	1860	373000	1865	374000	1870
M	376500	1882.5	376500	1882.5	376500	1882.5	376500	1882.5	376500	1882.5	376500	1882.5
H	382500	1912.5	382000	1910	381500	1907.5	381000	1905	380000	1900	379000	1895

NR Band 30				
	Bandwidth 5MHz		Bandwidth 10MHz	
	Ch. #	Freq. (MHz)	Ch. #	Freq. (MHz)
L	461500	2307.5	462000	2310
M	462000	2310		
H	462500	2312.5		

NR Band 66												
	Bandwidth 5MHz		Bandwidth 10MHz		Bandwidth 15MHz		Bandwidth 20MHz		Bandwidth 30MHz		Bandwidth 40MHz	
	Ch. #	Freq. (MHz)	Ch. #	Freq. (MHz)	Ch. #	Freq. (MHz)	Ch. #	Freq. (MHz)	Ch. #	Freq. (MHz)	Ch. #	Freq. (MHz)
L	342500	1712.5	343000	1715	343500	1717.5	344000	1720	345000	1725	346000	1730
M	349000	1745	349000	1745	349000	1745	349000	1745	349000	1745	349000	1745
H	355500	1777.5	355000	1775	354500	1772.5	354000	1770	353000	1765	352000	1760

NR Band 71								
	Bandwidth 5MHz		Bandwidth 10MHz		Bandwidth 15MHz		Bandwidth 20MHz	
	Ch. #	Freq. (MHz)	Ch. #	Freq. (MHz)	Ch. #	Freq. (MHz)	Ch. #	Freq. (MHz)
L	133100	665.5	133600	668	134100	670.5	134600	673
M	136100	680.5	136100	680.5	136100	680.5	136100	680.5
H	139100	695.5	138600	693	138100	690.5	137600	688

NR Band 38						
	Bandwidth 20MHz		Bandwidth 30MHz		Bandwidth 40MHz	
	Ch. #	Freq. (MHz)	Ch. #	Freq. (MHz)	Ch. #	Freq. (MHz)
L	516000	2580	517002	2585.01	518004	2590.02
M	519000	2595	519000	2595	519000	2595
H	522000	2610	520998	2604.99	519996	2599.98

NR Band 41																
	Bandwidth 20MHz		Bandwidth 30MHz		Bandwidth 40MHz		Bandwidth 50MHz		Bandwidth 60MHz		Bandwidth 80MHz		Bandwidth 90MHz		Bandwidth 100MHz	
	Ch. #	Freq. (MHz)	Ch. #	Freq. (MHz)	Ch. #	Freq. (MHz)	Ch. #	Freq. (MHz)	Ch. #	Freq. (MHz)	Ch. #	Freq. (MHz)	Ch. #	Freq. (MHz)	Ch. #	Freq. (MHz)
L	501204	2506.02	502200	2511	503202	2516.01	504204	2521.02	505200	2526	507204	2536.02	508200	2541	509202	2546.01
M	518598	2592.99	518598	2592.99	518598	2592.99	518598	2592.99	518598	2592.99	518598	2592.99	518598	2592.99	518598	2592.99
H	535998	2679.99	534996	2674.98	534000	2670	532998	2664.99	531996	2659.98	529998	2649.99	528996	2644.98	528000	2640

NR Band 48						
	Bandwidth 10MHz		Bandwidth 20MHz		Bandwidth 40MHz	
	Ch. #	Freq. (MHz)	Ch. #	Freq. (MHz)	Ch. #	Freq. (MHz)
L	637000	3555	637334	3560.01	638000	3570
M	641666	3624.99	641666	3624.99	641666	3624.99
H	646332	3694.98	646000	3690	645332	3679.98

NR Band 77 SCS30KHz																		
	Bandwidth 20MHz		Bandwidth 30MHz		Bandwidth 40MHz		Bandwidth 50MHz		Bandwidth 60MHz		Bandwidth 70MHz		Bandwidth 80MHz		Bandwidth 90MHz		Bandwidth 100MHz	
	Ch. #	Freq. (MHz)	Ch. #	Freq. (MHz)	Ch. #	Freq. (MHz)	Ch. #	Freq. (MHz)	Ch. #	Freq. (MHz)	Ch. #	Freq. (MHz)	Ch. #	Freq. (MHz)	Ch. #	Freq. (MHz)	Ch. #	Freq. (MHz)
L	647334	3710.01	647668	3715.02	648000	3720	648334	3725.01	648668	3730.02	649000	3735	649334	3740.01	649668	3745.02	650000	3750
M	656000	3840	656000	3840	656000	3840	656000	3840	656000	3840	656000	3840	656000	3840	656000	3840	656000	3840
H	664668	3970.02	664334	3965.01	664000	3960	663668	3955.02	663334	3950.01	663000	3945	662668	3940.02	662334	3935.01	662000	3930

NR Band 78 SCS30KHz																		
	Bandwidth 20MHz		Bandwidth 30MHz		Bandwidth 40MHz		Bandwidth 50MHz		Bandwidth 60MHz		Bandwidth 70MHz		Bandwidth 80MHz		Bandwidth 90MHz		Bandwidth 100MHz	
	Ch. #	Freq. (MHz)	Ch. #	Freq. (MHz)	Ch. #	Freq. (MHz)	Ch. #	Freq. (MHz)	Ch. #	Freq. (MHz)	Ch. #	Freq. (MHz)	Ch. #	Freq. (MHz)	Ch. #	Freq. (MHz)	Ch. #	Freq. (MHz)
L	647334	3710.01	647668	3715.02	648000	3720	648334	3725.01	648668	3730.02	649000	3735	649334	3740.01	649668	3745.02		
M	650000	3750	650000	3750	650000	3750	650000	3750	650000	3750	650000	3750	650000	3750	650000	3750	650000	3750
H	652668	3790.02	652334	3785.01	652000	3780	651668	3775.02	651334	3770.01	651000	3765	650668	3760.02	650334	3755.01		

<3450 MHz ~ 3550 MHz>

NR Band 77 SCS30KHz																		
	Bandwidth 20MHz		Bandwidth 30MHz		Bandwidth 40MHz		Bandwidth 50MHz		Bandwidth 60MHz		Bandwidth 70MHz		Bandwidth 80MHz		Bandwidth 90MHz		Bandwidth 100MHz	
	Ch. #	Freq. (MHz)	Ch. #	Freq. (MHz)	Ch. #	Freq. (MHz)	Ch. #	Freq. (MHz)	Ch. #	Freq. (MHz)	Ch. #	Freq. (MHz)	Ch. #	Freq. (MHz)	Ch. #	Freq. (MHz)	Ch. #	Freq. (MHz)
L	630668	3460.02	631000	3465	631334	3470.01	631668	3475.02	632000	3480	632334	3485.01	632668	3490.02	633000	3495		
M	633334	3500.01	633334	3500.01	633334	3500.01	633334	3500.01	633334	3500.01	633334	3500.01	633334	3500.01	633334	3500.01	633334	3500.01
H	636000	3540	635668	3535.02	635334	3530.01	635000	3525	634668	3520.02	634334	3515.01	634000	3510	633668	3505.02		

NR Band 78 SCS30KHz																		
	Bandwidth 20MHz		Bandwidth 30MHz		Bandwidth 40MHz		Bandwidth 50MHz		Bandwidth 60MHz		Bandwidth 70MHz		Bandwidth 80MHz		Bandwidth 90MHz		Bandwidth 100MHz	
	Ch. #	Freq. (MHz)	Ch. #	Freq. (MHz)	Ch. #	Freq. (MHz)	Ch. #	Freq. (MHz)	Ch. #	Freq. (MHz)	Ch. #	Freq. (MHz)	Ch. #	Freq. (MHz)	Ch. #	Freq. (MHz)	Ch. #	Freq. (MHz)
L	630668	3460.02	631000	3465	631334	3470.01	631668	3475.02	632000	3480	632334	3485.01	632668	3490.02	633000	3495		
M	633334	3500.01	633334	3500.01	633334	3500.01	633334	3500.01	633334	3500.01	633334	3500.01	633334	3500.01	633334	3500.01	633334	3500.01
H	636000	3540	635668	3535.02	635334	3530.01	635000	3525	634668	3520.02	634334	3515.01	634000	3510	633668	3505.02		

<For NR Overlap Bands Description>

1) NR Bands BW

Mode	Band	Duplex	SCS(KHz)	Bandwidths(BW)
NR	n2	FDD	15	5,10,15,20
	n25	FDD	15	5,10,15,20,30,40
	N38	TDD	30	20,30,40
	N41	TDD	30	20,30,40,50,60,80,90,100
	n77	TDD	30	20,30,40,50,60,70,80,90,100
	n78	TDD	30	20,30,40,50,60,70,80,90,100

2) NR Bands Tune up:

Band	Antenna	Head Receiver on Tune-up Limit	Body Worn Sensor on Tune-up Limit	Hotspot Tune-up Limit	Extremely Handheld Tune-up Limit	Sensor Off Tune-up Limit	Default Tune-up Limit
n2	Ant0	24	21.5	19.5	21.5	24	24
n2 NSA	Ant0	24	18.5	19.5	18.5	24	24
n25	Ant0	24	21.5	19.5	21.5	24	24
n25 NSA	Ant0	24	18.5	19.5	18.5	24	24

Band	Antenna	Head Receiver on Tune-up Limit	Body Worn Sensor on Tune-up Limit	Hotspot Tune-up Limit	Extremely Handheld Tune-up Limit	Sensor Off Tune-up Limit	Default Tune-up Limit
n2	Ant1	21	23	23	23	23	23
n25	Ant1	21	23	23	23	23	23

Band	Antenna	Head Receiver on Tune-up Limit	Body Worn Sensor on Tune-up Limit	Hotspot Tune-up Limit	Extremely Handheld Tune-up Limit	Sensor Off Tune-up Limit	Default Tune-up Limit
n38	Ant2	25	25	25	25	25	25
n41	Ant2	25	25	25	25	25	25
n77	Ant2	24	24	24	24	24	24
n78	Ant2	24	24	24	24	24	24
n77 PC2	Ant2	24	26	24	26	27	27
n78 PC2	Ant2	24	25	24	25	25	25

Band	Antenna	Head Receiver on Tune-up Limit	Body Worn Sensor on Tune-up Limit	Hotspot Tune-up Limit	Extremely Handheld Tune-up Limit	Sensor Off Tune-up Limit	Default Tune-up Limit
n77	Ant3	15.5	22	22	22	22	22
n78	Ant3	15.5	22	22	22	22	22
n77 PC2	Ant3	15.5	25	22	25	25	25
n78 PC2	Ant3	15.5	24	22	24	24	24

Band	Antenna	Head Receiver on Tune-up Limit	Body Worn Sensor on Tune-up Limit	Hotspot Tune-up Limit	Extremely Handheld Tune-up Limit	Sensor Off Tune-up Limit	Default Tune-up Limit
n38	Ant5	23	24	24	24	24	24
n41	Ant5	23	24	24	24	24	24

Band	Antenna	Head Receiver on Tune-up Limit	Body Worn Sensor on Tune-up Limit	Hotspot Tune-up Limit	Extremely Handheld Tune-up Limit	Sensor Off Tune-up Limit	Default Tune-up Limit
n38	Ant6	21	23	23	23	23	23
n41	Ant6	22	24	24	24	24	24

Band	Antenna	Head Receiver on Tune-up Limit	Body Worn Sensor on Tune-up Limit	Hotspot Tune-up Limit	Extremely Handheld Tune-up Limit	Sensor Off Tune-up Limit	Default Tune-up Limit
n77	Ant7	24	24	22	24	24	24
n78	Ant7	24	24	22	24	24	24
n77 EN-DC	Ant7	22	21	19	21	24	24
n78 EN-DC	Ant7	22	21	19	21	24	24
n77 PC2	Ant7	25	24	22	24	27	27
n78 PC2	Ant7	25	24	22	24	26	26
n77 PC2 EN-DC	Ant7	22	21	19	21	27	27
n78 PC2 EN-DC	Ant7	22	21	19	21	26	26

Band	Antenna	Head Receiver on Tune-up Limit	Body Worn Sensor on Tune-up Limit	Hotspot Tune-up Limit	Extremely Handheld Tune-up Limit	Sensor Off Tune-up Limit	Default Tune-up Limit
n38	Ant8	22	22	22	22	22	22
n41	Ant8	22	22	22	22	22	22
n77	Ant8	24	22	21	22	24	24
n78	Ant8	24	22	21	22	24	24
n77 PC2	Ant8	27	22	21	22	27	27
n78 PC2	Ant8	27	22	21	22	27	27
n77 EN-DC	Ant8	24	19	18	19	24	24
n78 EN-DC	Ant8	24	19	18	19	24	24
n77 PC2 EN-DC	Ant8	27	19	18	19	27	27
n78 PC2 EN-DC	Ant8	27	19	18	19	27	27

5. Proximity Sensor Triggering Test

<Proximity Sensor Triggering Distance>:

1. Proximity sensor triggering distance testing was performed according and EUT moving further away from the flat phantom and EUT moving toward the flat phantom were both assessed and the tissue-equivalent medium for highest frequency (3980MHz) and lowest (1750MHz) frequency was used for proximity sensor triggering testing.
2. Capacitive proximity sensors placed coincident with antenna elements at the top and bottom ends of the phone are utilized to determine when the device comes in proximity of the user's body at the front or back of the device.
3. The output power will reduce to body worn power level when top and bottom sensor pad be detected.
4. The device employs proximity sensors also can detect the presence of the user's a finger or hand when handheld state at the front/back /bottom/left/right sides of the device. When front/back/bottom/left/right sides of handheld condition is detected reduced power will be active.
5. For verification of compliance of power reduction scheme, additional SAR testing with EUT transmitting at full RF power at a conservative trigger distance -1mm was performed:

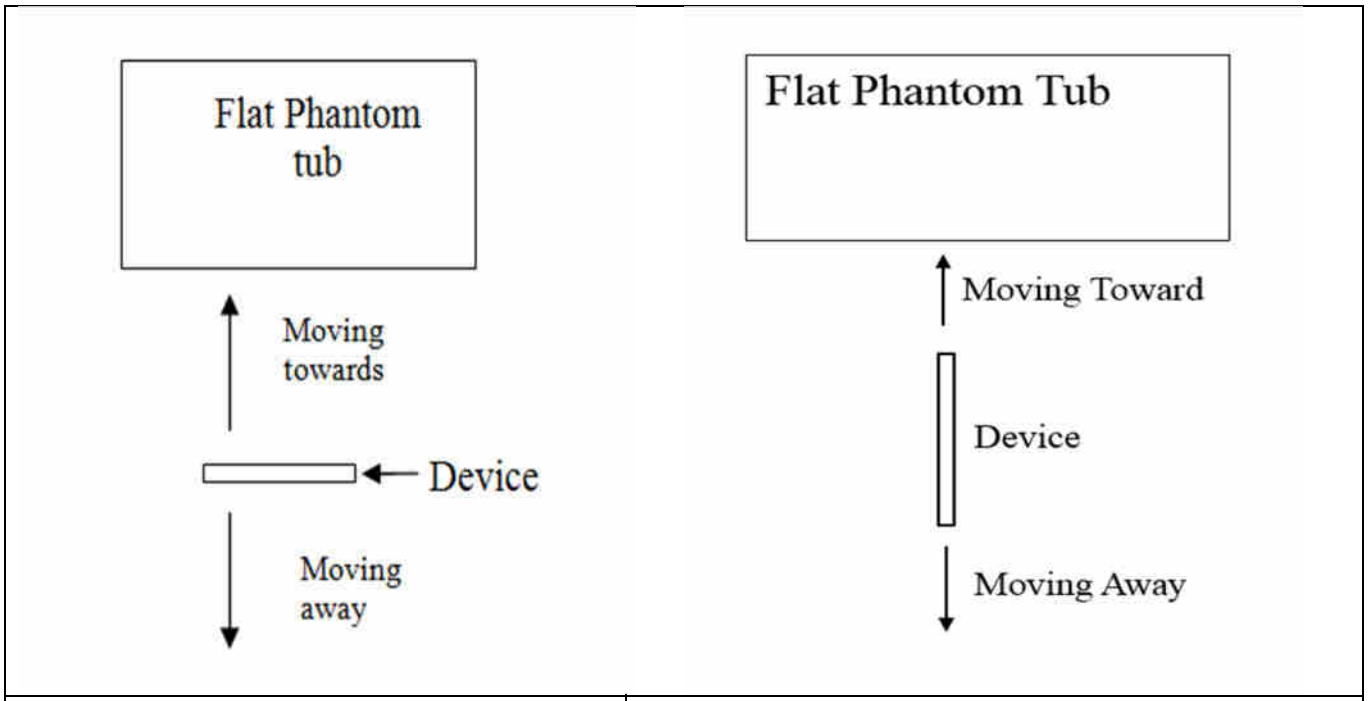

Sensor detection test set-up, front and back sides	Sensor detection test set-up, bottom, right and left sides

<Sensor for ANT0/7>

Proximity Sensor Triggering Distance (mm)								
Position	Front		Back		Right Side		Bottom Side	
	Moving towards	Moving away	Moving towards	Moving away	Moving towards	Moving away	Moving towards	Moving away
Minimum	17	19	28	30	15	18	23	27

<Sensor for ANT 2>

Proximity Sensor Triggering Distance (mm)		
Position	Back	
	Moving towards	Moving away
Minimum	19	20

<Sensor for ANT 6>

Proximity Sensor Triggering Distance (mm)				
Position	Front		Left Side	
	Moving towards	Moving away	Moving towards	Moving away
Minimum	10	13	14	16

<Sensor for ANT 8>

Proximity Sensor Triggering Distance (mm)				
Position	Back		Left Side	
	Moving towards	Moving away	Moving towards	Moving away
Minimum	29	30	16	19

6. RF Exposure Limits

6.1 Uncontrolled Environment

Uncontrolled Environments are defined as locations where there is the exposure of individuals who have no knowledge or control of their exposure. The general population/uncontrolled exposure limits are applicable to situations in which the general public may be exposed or in which persons who are exposed as a consequence of their employment may not be made fully aware of the potential for exposure or cannot exercise control over their exposure. Members of the general public would come under this category when exposure is not employment-related; for example, in the case of a wireless transmitter that exposes persons in its vicinity.

6.2 Controlled Environment

Controlled Environments are defined as locations where there is exposure that may be incurred by persons who are aware of the potential for exposure, (i.e. as a result of employment or occupation). In general, occupational/controlled exposure limits are applicable to situations in which persons are exposed as a consequence of their employment, who have been made fully aware of the potential for exposure and can exercise control over their exposure. The exposure category is also applicable when the exposure is of a transient nature due to incidental passage through a location where the exposure levels may be higher than the general population/uncontrolled limits, but the exposed person is fully aware of the potential for exposure and can exercise control over his or her exposure by leaving the area or by some other appropriate means.

Limits for Occupational/Controlled Exposure (W/kg)

Whole-Body	Partial-Body	Hands, Wrists, Feet and Ankles
0.4	8.0	20.0

Limits for General Population/Uncontrolled Exposure (W/kg)

Whole-Body	Partial-Body	Hands, Wrists, Feet and Ankles
0.08	1.6	4.0

Whole-Body SAR is averaged over the entire body, partial-body SAR is averaged over any 1gram of tissue defined as a tissue volume in the shape of a cube. SAR for hands, wrists, feet and ankles is averaged over any 10 grams of tissue defined as a tissue volume in the shape of a cube.

7. Specific Absorption Rate (SAR)

7.1 Introduction

SAR is related to the rate at which energy is absorbed per unit mass in an object exposed to a radio field. The SAR distribution in a biological body is complicated and is usually carried out by experimental techniques or numerical modeling. The standard recommends limits for two tiers of groups, occupational/controlled and general population/uncontrolled, based on a person's awareness and ability to exercise control over his or her exposure. In general, occupational/controlled exposure limits are higher than the limits for general population/uncontrolled.

7.2 SAR Definition

The SAR definition is the time derivative (rate) of the incremental energy (dW) absorbed by (dissipated in) an incremental mass (dm) contained in a volume element (dv) of a given density (ρ). The equation description is as below:

$$\mathbf{SAR} = \frac{\mathbf{d}}{\mathbf{dt}}\left(\frac{\mathbf{dW}}{\mathbf{dm}}\right) = \frac{\mathbf{d}}{\mathbf{dt}}\left(\frac{\mathbf{dW}}{\boldsymbol{\rho}\mathbf{dv}}\right)$$

SAR is expressed in units of Watts per kilogram (W/kg)

$$\mathbf{SAR} = \frac{\boldsymbol{\sigma}|\mathbf{E}|^2}{\boldsymbol{\rho}}$$

Where: σ is the conductivity of the tissue, ρ is the mass density of the tissue and E is the RMS electrical field strength.

8. System Description and Setup

The DASY5 system used for performing compliance tests consists of the following items:

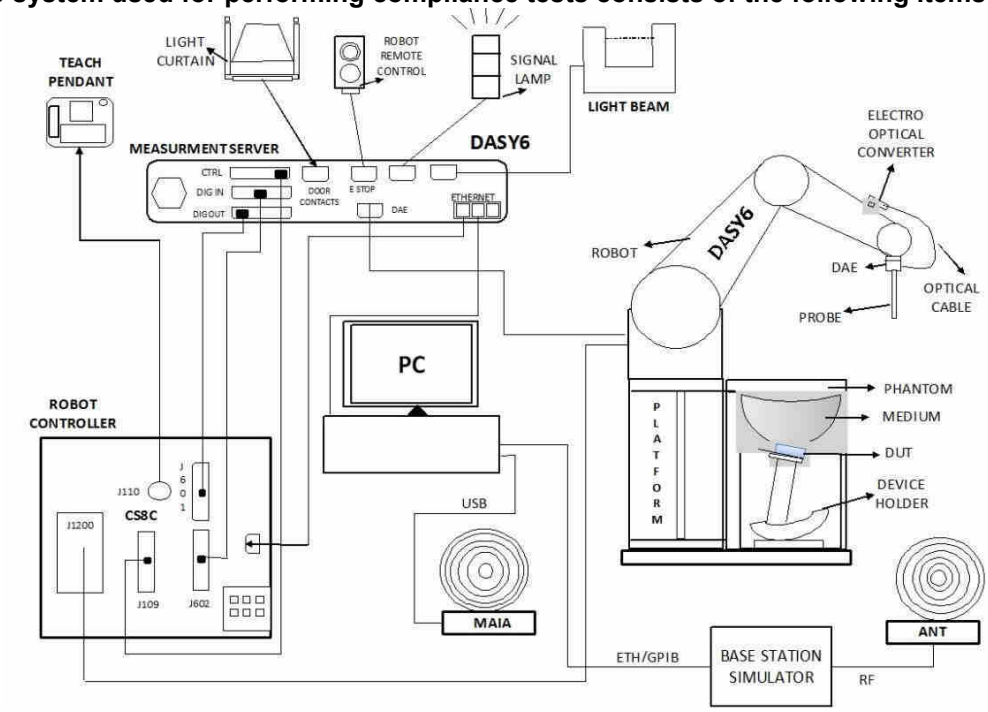

- A standard high precision 6-axis robot with controller, teach pendant and software. An arm extension for accommodating the data acquisition electronics (DAE).
- An isotropic Field probe optimized and calibrated for the targeted measurement.
- A data acquisition electronics (DAE) which performs the signal amplification, signal multiplexing, AD-conversion, offset measurements, mechanical surface detection, collision detection, etc. The unit is battery powered with standard or rechargeable batteries. The signal is optically transmitted to the EOC.
- The Electro-optical converter (EOC) performs the conversion from optical to electrical signals for the digital communication to the DAE. To use optical surface detection, a special version of the EOC is required. The EOC signal is transmitted to the measurement server.
- The function of the measurement server is to perform the time critical tasks such as signal filtering, control of the robot operation and fast movement interrupts.
- The Light Beam used is for probe alignment. This improves the (absolute) accuracy of the probe positioning.
- A computer running Windows 10 and the DASY5 or DASY6 software.
- Remote control and teach pendant as well as additional circuitry for robot safety such as warning lamps, etc.
- The phantom, the device holder and other accessories according to the targeted measurement.

8.1 E-Field Probe

The SAR measurement is conducted with the dosimetric probe (manufactured by SPEAG).The probe is specially designed and calibrated for use in liquid with high permittivity. The dosimetric probe has special calibration in liquid at different frequency. This probe has a built in optical surface detection system to prevent from collision with phantom.

<EX3DV4 Probe>

Construction	Symmetric design with triangular core Built-in shielding against static charges PEEK enclosure material (resistant to organic solvents, e.g., DGBE)
Frequency	10 MHz – >6 GHz Linearity: ±0.2 dB (30 MHz – 6 GHz)
Directivity	±0.3 dB in TSL (rotation around probe axis) ±0.5 dB in TSL (rotation normal to probe axis)
Dynamic Range	10 μW/g – >100 mW/g Linearity: ±0.2 dB (noise: typically <1 μW/g)
Dimensions	Overall length: 337 mm (tip: 20 mm) Tip diameter: 2.5 mm (body: 12 mm) Typical distance from probe tip to dipole centers: 1 mm

8.2 Data Acquisition Electronics (DAE)

The data acquisition electronics (DAE) consists of a highly sensitive electrometer-grade preamplifier with auto-zeroing, a channel and gain-switching multiplexer, a fast 16 bit AD-converter and a command decoder and control logic unit. Transmission to the measurement server is accomplished through an optical downlink for data and status information as well as an optical uplink for commands and the clock.

The input impedance of the DAE is 200 MOhm; the inputs are symmetrical and floating. Common mode rejection is above 80 dB.

Photo of DAE

8.3 Phantom

<SAM Twin Phantom>

Shell Thickness	2 ± 0.2 mm; Center ear point: 6 ± 0.2 mm
Filling Volume	Approx. 25 liters
Dimensions	Length: 1000 mm; Width: 500 mm; Height: adjustable feet
Measurement Areas	Left Hand, Right Hand, Flat Phantom

The bottom plate contains three pair of bolts for locking the device holder. The device holder positions are adjusted to the standard measurement positions in the three sections. A white cover is provided to tap the phantom during off-periods to prevent water evaporation and changes in the liquid parameters. On the phantom top, three reference markers are provided to identify the phantom position with respect to the robot.

<ELI Phantom>

Shell Thickness	2 ± 0.2 mm (sagging: <1%)
Filling Volume	Approx. 30 liters
Dimensions	Major ellipse axis: 600 mm Minor axis: 400 mm

The ELI phantom is intended for compliance testing of handheld and body-mounted wireless devices or for evaluating transmitters operating at low frequencies. ELI is fully compatible with standard and all known tissue simulating liquids.

8.4 Device Holder

<Mounting Device for Hand-Held Transmitter>

In combination with the Twin SAM V5.0/V5.0c or ELI phantoms, the Mounting Device for Hand-Held Transmitters enables rotation of the mounted transmitter device to specified spherical coordinates. At the heads, the rotation axis is at the ear opening. Transmitter devices can be easily and accurately positioned according to IEC 62209-1, IEEE 1528, FCC, or other specifications. The device holder can be locked for positioning at different phantom sections (left head, right head, flat). And upgrade kit to Mounting Device to enable easy mounting of wider devices like big smart-phones, e-books, small tablets, etc. It holds devices with width up to 140 mm.

Mounting Device for Hand-Held Transmitters



Mounting Device Adaptor for Wide-Phones

<Mounting Device for Laptops and other Body-Worn Transmitters>

The extension is lightweight and made of POM, acrylic glass and foam. It fits easily on the upper part of the mounting device in place of the phone positioned. The extension is fully compatible with the SAM Twin and ELI phantoms.

Mounting Device for Laptops

9. Measurement Procedures

The measurement procedures are as follows:

<Conducted power measurement>

(a) For WWAN power measurement, use base station simulator to configure EUT WWAN transmission in conducted connection with RF cable, at maximum power in each supported wireless interface and frequency band.
(b) Read the WWAN RF power level from the base station simulator.
(c) For WLAN/BT power measurement, use engineering software to configure EUT WLAN/BT continuously transmission, at maximum RF power in each supported wireless interface and frequency band
(d) Connect EUT RF port through RF cable to the power meter, and measure WLAN/BT output power

<SAR measurement>

(a) Use base station simulator to configure EUT WWAN transmission in radiated connection, and engineering software to configure EUT WLAN/BT continuously transmission, at maximum RF power, in the highest power channel.
(b) Place the EUT in the positions as Appendix D demonstrates.
(c) Set scan area, grid size and other setting on the DASY software.
(d) Measure SAR results for the highest power channel on each testing position.
(e) Find out the largest SAR result on these testing positions of each band
(f) Measure SAR results for other channels in worst SAR testing position if the reported SAR of highest power channel is larger than 0.8 W/kg

According to the test standard, the recommended procedure for assessing the peak spatial-average SAR value consists of the following steps:

(a) Power reference measurement
(b) Area scan
(c) Zoom scan
(d) Power drift measurement

9.1 Spatial Peak SAR Evaluation

The procedure for spatial peak SAR evaluation has been implemented according to the test standard. It can be conducted for 1g and 10g, as well as for user-specific masses. The DASY software includes all numerical procedures necessary to evaluate the spatial peak SAR value.

The base for the evaluation is a "cube" measurement. The measured volume must include the 1g and 10g cubes with the highest averaged SAR values. For that purpose, the center of the measured volume is aligned to the interpolated peak SAR value of a previously performed area scan.

The entire evaluation of the spatial peak values is performed within the post-processing engine (SEMCAD). The system always gives the maximum values for the 1g and 10g cubes. The algorithm to find the cube with highest averaged SAR is divided into the following stages:

(a) Extraction of the measured data (grid and values) from the Zoom Scan
(b) Calculation of the SAR value at every measurement point based on all stored data (A/D values and measurement parameters)
(c) Generation of a high-resolution mesh within the measured volume
(d) Interpolation of all measured values form the measurement grid to the high-resolution grid
(e) Extrapolation of the entire 3-D field distribution to the phantom surface over the distance from sensor to surface
(f) Calculation of the averaged SAR within masses of 1g and 10g

9.2 Power Reference Measurement

The Power Reference Measurement and Power Drift Measurements are for monitoring the power drift of the device under test in the batch process. The minimum distance of probe sensors to surface determines the closest measurement point to phantom surface. This distance cannot be smaller than the distance of sensor calibration points to probe tip as defined in the probe properties.

9.3 Area Scan

The area scan is used as a fast scan in two dimensions to find the area of high field values, before doing a fine measurement around the hot spot. The sophisticated interpolation routines implemented in DASY software can find the maximum found in the scanned area, within a range of the global maximum. The range (in dB0 is specified in the standards for compliance testing. For example, a 2 dB range is required in IEEE standard 1528 and IEC 62209 standards, whereby 3 dB is a requirement when compliance is assessed in accordance with the ARIB standard (Japan), if only one zoom scan follows the area scan, then only the absolute maximum will be taken as reference. For cases where multiple maximums are detected, the number of zoom scans has to be increased accordingly.

Area scan parameters extracted from FCC KDB 865664 D01v01r04 SAR measurement 100 MHz to 6 GHz.

	≤ 3 GHz	> 3 GHz
Maximum distance from closest measurement point (geometric center of probe sensors) to phantom surface	5 ± 1 mm	½·δ·ln(2) ± 0.5 mm
Maximum probe angle from probe axis to phantom surface normal at the measurement location	30° ± 1°	20° ± 1°
Maximum area scan spatial resolution: Δx_{Area}, Δy_{Area}	≤ 2 GHz: ≤ 15 mm 2 – 3 GHz: ≤ 12 mm	3 – 4 GHz: ≤ 12 mm 4 – 6 GHz: ≤ 10 mm
	When the x or y dimension of the test device, in the measurement plane orientation, is smaller than the above, the measurement resolution must be ≤ the corresponding x or y dimension of the test device with at least one measurement point on the test device.	

9.4 Zoom Scan

Zoom scans are used assess the peak spatial SAR values within a cubic averaging volume containing 1 gram and 10 gram of simulated tissue. The zoom scan measures points (refer to table below) within a cube shoes base faces are centered on the maxima found in a preceding area scan job within the same procedure. When the measurement is done, the zoom scan evaluates the averaged SAR for 1 gram and 10 gram and displays these values next to the job's label.

Zoom scan parameters extracted from FCC KDB 865664 D01v01r04 SAR measurement 100 MHz to 6 GHz.

			≤ 3 GHz	> 3 GHz
Maximum zoom scan spatial resolution: Δx_{Zoom}, Δy_{Zoom}			≤ 2 GHz: ≤ 8 mm 2 – 3 GHz: ≤ 5 mm*	3 – 4 GHz: ≤ 5 mm* 4 – 6 GHz: ≤ 4 mm*
Maximum zoom scan spatial resolution, normal to phantom surface	uniform grid: $\Delta z_{Zoom}(n)$		≤ 5 mm	3 – 4 GHz: ≤ 4 mm 4 – 5 GHz: ≤ 3 mm 5 – 6 GHz: ≤ 2 mm
	graded grid	$\Delta z_{Zoom}(1)$: between 1st two points closest to phantom surface	≤ 4 mm	3 – 4 GHz: ≤ 3 mm 4 – 5 GHz: ≤ 2.5 mm 5 – 6 GHz: ≤ 2 mm
		$\Delta z_{Zoom}(n>1)$: between subsequent points	$\leq 1.5 \cdot \Delta z_{Zoom}(n-1)$	
Minimum zoom scan volume	x, y, z		≥ 30 mm	3 – 4 GHz: ≥ 28 mm 4 – 5 GHz: ≥ 25 mm 5 – 6 GHz: ≥ 22 mm

Note: δ is the penetration depth of a plane-wave at normal incidence to the tissue medium; see draft standard IEEE P1528-2011 for details.

* When zoom scan is required and the *reported* SAR from the *area scan based 1-g SAR estimation* procedures of KDB 447498 is ≤ 1.4 W/kg, ≤ 8 mm, ≤ 7 mm and ≤ 5 mm zoom scan resolution may be applied, respectively, for 2 GHz to 3 GHz, 3 GHz to 4 GHz and 4 GHz to 6 GHz.

9.5 Volume Scan Procedures

The volume scan is used for assess overlapping SAR distributions for antennas transmitting in different frequency bands. It is equivalent to an oversized zoom scan used in standalone measurements. The measurement volume will be used to enclose all the simultaneous transmitting antennas. For antennas transmitting simultaneously in different frequency bands, the volume scan is measured separately in each frequency band. In order to sum correctly to compute the 1g aggregate SAR, the EUT remain in the same test position for all measurements and all volume scan use the same spatial resolution and grid spacing. When all volume scan were completed, the software, SEMCAD postprocessor can combine and subsequently superpose these measurement data to calculating the multiband SAR.

9.6 Power Drift Monitoring

All SAR testing is under the EUT install full charged battery and transmit maximum output power. In DASY measurement software, the power reference measurement and power drift measurement procedures are used for monitoring the power drift of EUT during SAR test. Both these procedures measure the field at a specified reference position before and after the SAR testing. The software will calculate the field difference in dB. If the power drifts more than 5%, the SAR will be retested.

10. Test Equipment List

Manufacturer	Name of Equipment	Type/Model	Serial Number	Calibration	
				Last Cal.	Due Date
SPEAG	750MHz System Validation Kit	D750V3	1087	2022/2/24	2023/2/23
SPEAG	835MHz System Validation Kit	D835V2	4d091	2022/8/19	2023/8/18
SPEAG	1750MHz System Validation Kit	D1750V2	1090	2022/2/24	2023/2/23
SPEAG	1900MHz System Validation Kit	D1900V2	5d182	2021/12/20	2022/12/19
SPEAG	2300MHz System Validation Kit	D2300V2	1055	2020/9/15	2023/9/13
SPEAG	2450MHz System Validation Kit	D2450V2	1040	2020/5/6	2023/5/4
SPEAG	2600MHz System Validation Kit	D2600V2	1061	2020/11/26	2023/11/24
SPEAG	3500MHz System Validation Kit	D3500V2	1037	2020/11/25	2023/11/23
SPEAG	3700MHz System Validation Kit	D3700V2	1008	2020/11/25	2023/11/23
SPEAG	3900MHz System Validation Kit	D3900V2	1048	2020/5/14	2023/5/12
SPEAG	5000MHz System Validation Kit	D5GHzV2	1341	2021/12/13	2022/12/12
SPEAG	Data Acquisition Electronics	DAE4	1305	2022/4/27	2023/4/26
SPEAG	Data Acquisition Electronics	DAE4	1279	2022/10/26	2023/10/25
SPEAG	Dosimetric E-Field Probe	EX3DV4	7630	2022/3/4	2023/3/3
SPEAG	Dosimetric E-Field Probe	EX3DV4	7764	2022/9/30	2023/9/29
SPEAG	SAM Twin Phantom	SAM Twin	TP-2022	NCR	NCR
SPEAG	SAM Twin Phantom	SAM Twin	TP-2074	NCR	NCR
SPEAG	Phone Positioner	N/A	N/A	NCR	NCR
Anritsu	Radio Communication Analyzer	MT8821C	6262306175	2022/7/14	2023/7/13
Agilent	ENA Series Network Analyzer	E5071C	MY46104587	2022/5/24	2023/5/23
SPEAG	Dielectric Probe Kit	DAK-3.5	1071	2022/1/24	2023/1/23
Anritsu	Vector Signal Generator	MG3710A	6201682672	2022/1/6	2023/1/5
Rohde & Schwarz	Power Meter	NRVD	102081	2022/7/14	2023/7/13
Rohde & Schwarz	Power Sensor	NRV-Z5	100538	2022/7/14	2023/7/13
Rohde & Schwarz	Power Sensor	NRV-Z5	100539	2022/7/14	2023/7/13
R&S	CBT BLUETOOTH TESTER	CBT	100641	2022/1/5	2023/1/4
Rohde & Schwarz	Spectrum Analyzer	FSV7	101631	2022/10/12	2023/10/11
TES	DIGITAC THERMOMETER	1310	200505600	2022/7/12	2023/7/11
Testo	Thermo-Hygrometer	608-H1	1241332126	2022/1/6	2023/1/5
ARRA	Power Divider	A3200-2	N/A	Note 1	
MCL	Attenuation1	BW-S10W5+	N/A	Note 1	
MCL	Attenuation2	BW-S10W5+	N/A	Note 1	
MCL	Attenuation3	BW-S10W5+	N/A	Note 1	
BONN	POWER AMPLIFIER	BLMA 0830-3	087193A	Note 1	
BONN	POWER AMPLIFIER	BLMA 2060-2	087193B	Note 1	
Agilent	Dual Directional Coupler	778D	20500	Note 1	
Agilent	Dual Directional Coupler	11691D	MY48151020	Note 1	

Note:

1. Prior to system verification and validation, the path loss from the signal generator to the system check source and the power meter, which includes the amplifier, cable, attenuator and directional coupler, was measured by the network analyzer. The reading of the power meter was offset by the path loss difference between the path to the power meter and the path to the system check source to monitor the actual power level fed to the system check
2. Referring to KDB 865664 D01v01r04, the dipole calibration interval can be extended to 3 years with justification. The dipoles are also not physically damaged, or repaired during the interval.
3. The justification data of dipole can be found in appendix C. The return loss is < -20dB, within 20% of prior calibration, the impedance is within 5 ohm of prior calibration.

11. System Verification

11.1 Tissue Simulating Liquids

For the measurement of the field distribution inside the SAM phantom with DASY, the phantom must be filled with around 25 liters of homogeneous body tissue simulating liquid. For head SAR testing, the liquid height from the ear reference point (ERP) of the phantom to the liquid top surface is larger than 15 cm, which is shown in Fig. 11.1. For body SAR testing, the liquid height from the center of the flat phantom to the liquid top surface is larger than 15 cm, which is shown in Fig. 11.2.

Fig 11.1 Photo of Liquid Height for Head SAR



Fig 11.2 Photo of Liquid Height for Body SAR

11.2 Tissue Verification

The following tissue formulations are provided for reference only as some of the parameters have not been thoroughly verified. The composition of ingredients may be modified accordingly to achieve the desired target tissue parameters required for routine SAR evaluation.

Frequency (MHz)	Water (%)	Sugar (%)	Cellulose (%)	Salt (%)	Preventol (%)	DGBE (%)	Conductivity (σ)	Permittivity (εr)
For Head								
750	41.1	57.0	0.2	1.4	0.2	0	0.89	41.9
835	40.3	57.9	0.2	1.4	0.2	0	0.90	41.5
1800, 1900, 2000	55.2	0	0	0.3	0	44.5	1.40	40.0
2450	55.0	0	0	0	0	45.0	1.80	39.2
2600	54.8	0	0	0.1	0	45.1	1.96	39.0

Simulating Liquid for 5GHz, Manufactured by SPEAG

Ingredients	(% by weight)
Water	64~78%
Mineral oil	11~18%
Emulsifiers	9~15%
Additives and Salt	2~3%

<Tissue Dielectric Parameter Check Results>

Frequency (MHz)	Tissue Type	Liquid Temp. (℃)	Conductivity (σ)	Permittivity (ε_r)	Conductivity Target (σ)	Permittivity Target (ε_r)	Delta (σ) (%)	Delta (ε_r) (%)	Limit (%)	Date
750	Head	22.6	0.890	42.200	0.89	41.90	0.00	0.72	±5	2022/11/2
835	Head	22.8	0.912	41.900	0.90	41.50	1.33	0.96	±5	2022/11/4
1750	Head	22.8	1.320	40.200	1.37	40.10	-3.65	0.25	±5	2022/11/6
1900	Head	22.7	1.400	40.200	1.40	40.00	0.00	0.50	±5	2022/11/7
2300	Head	22.7	1.650	39.600	1.67	39.50	-1.20	0.25	±5	2022/11/8
2600	Head	22.6	2.010	40.500	1.96	39.00	2.55	3.85	±5	2022/11/9
3500	Head	22.6	2.810	38.700	2.91	37.90	-3.44	2.11	±5	2022/11/10
3700	Head	22.9	2.990	38.300	3.12	37.70	-4.17	1.59	±5	2022/11/11
3900	Head	22.8	3.280	37.600	3.32	37.50	-1.20	0.27	±5	2022/11/12
750	Head	22.6	0.888	42.200	0.89	41.90	-0.22	0.72	±5	2022/11/13
835	Head	22.6	0.911	41.900	0.90	41.50	1.22	0.96	±5	2022/11/15
1750	Head	22.9	1.320	40.200	1.37	40.10	-3.65	0.25	±5	2022/11/17
1900	Head	22.7	1.410	40.200	1.40	40.00	0.71	0.50	±5	2022/11/19
2300	Head	22.7	1.650	39.600	1.67	39.50	-1.20	0.25	±5	2022/11/21
2600	Head	22.6	1.930	38.200	1.96	39.00	-1.53	-2.05	±5	2022/11/22
3500	Head	22.6	2.810	38.700	2.91	37.90	-3.44	2.11	±5	2022/11/24
3700	Head	22.7	2.990	38.400	3.12	37.70	-4.17	1.86	±5	2022/11/26
3900	Head	22.7	3.310	38.800	3.32	37.50	-0.30	3.47	±5	2022/11/28
2450	Head	22.8	1.740	39.200	1.80	39.20	-3.33	0.00	±5	2022/12/8
5250	Head	22.9	4.580	35.700	4.71	35.90	-2.76	-0.56	±5	2022/12/8
5600	Head	22.7	4.960	35.000	5.07	35.50	-2.17	-1.41	±5	2022/12/9
5750	Head	22.6	5.120	34.800	5.22	35.40	-1.92	-1.69	±5	2022/12/9

11.3 System Performance Check Results

Comparing to the original SAR value provided by SPEAG, the verification data should be within its specification of 10 %. Below table shows the target SAR and measured SAR after normalized to 1W input power. The table below indicates the system performance check can meet the variation criterion and the plots can be referred to Appendix A of this report.

<1g SAR>

Date	Frequency (MHz)	Tissue Type	Input Power (mW)	Dipole S/N	Probe S/N	DAE S/N	Measured 1g SAR (W/kg)	Targeted 1g SAR (W/kg)	Normalized 1g SAR (W/kg)	Deviation (%)
2022/11/2	750	Head	50	1087	7630	1305	0.411	8.58	8.22	-4.20
2022/11/4	835	Head	50	4d091	7630	1305	0.474	9.45	9.48	0.32
2022/11/6	1750	Head	50	1090	7630	1305	1.770	37.00	35.40	-4.32
2022/11/7	1900	Head	50	5d182	7630	1305	1.930	39.60	38.60	-2.53
2022/11/8	2300	Head	50	1055	7630	1305	2.330	47.70	46.60	-2.31
2022/11/9	2600	Head	50	1061	7630	1305	2.690	56.60	53.80	-4.95
2022/11/10	3500	Head	50	1037	7630	1305	3.290	68.00	65.80	-3.24
2022/11/11	3700	Head	50	1008	7630	1305	3.230	67.60	64.60	-4.44
2022/11/12	3900	Head	50	1048	7764	1279	3.450	70.20	69.00	-1.71
2022/11/13	750	Head	50	1087	7630	1305	0.406	8.58	8.12	-5.36
2022/11/15	835	Head	50	4d091	7630	1305	0.466	9.45	9.32	-1.38
2022/11/17	1750	Head	50	1090	7630	1305	1.790	37.00	35.80	-3.24
2022/11/19	1900	Head	50	5d182	7630	1305	1.980	39.60	39.60	0.00
2022/11/21	2300	Head	50	1055	7630	1305	2.370	47.70	47.40	-0.63
2022/11/22	2600	Head	50	1061	7630	1305	2.660	56.60	53.20	-6.01
2022/11/24	3500	Head	50	1037	7630	1305	3.350	68.00	67.00	-1.47
2022/11/26	3700	Head	50	1008	7630	1305	3.340	67.60	66.80	-1.18
2022/11/28	3900	Head	50	1048	7764	1279	3.360	70.20	67.20	-4.27
2022/12/8	2450	Head	50	1040	7764	1279	2.770	51.80	55.40	6.95
2022/12/8	5250	Head	50	1341	7764	1279	4.130	80.70	82.60	2.35
2022/12/9	5600	Head	50	1341	7764	1279	4.060	84.50	81.20	-3.91
2022/12/9	5750	Head	50	1341	7764	1279	3.850	80.60	77.00	-4.47

<10g SAR>

Date	Frequency (MHz)	Tissue Type	Input Power (mW)	Dipole S/N	Probe S/N	DAE S/N	Measured 10g SAR (W/kg)	Targeted 10g SAR (W/kg)	Normalized 10g SAR (W/kg)	Deviation (%)
2022/11/2	750	Head	50	1087	7630	1305	0.265	5.65	5.30	-6.19
2022/11/4	835	Head	50	4d091	7630	1305	0.317	6.22	6.34	1.93
2022/11/6	1750	Head	50	1090	7630	1305	0.958	19.50	19.16	-1.74
2022/11/7	1900	Head	50	5d182	7630	1305	1.020	20.20	20.40	0.99
2022/11/8	2300	Head	50	1055	7630	1305	1.140	22.90	22.80	-0.44
2022/11/9	2600	Head	50	1061	7630	1305	1.190	25.10	23.80	-5.18
2022/11/10	3500	Head	50	1037	7630	1305	1.270	25.40	25.40	0.00
2022/11/11	3700	Head	50	1008	7630	1305	1.160	24.40	23.20	-4.92
2022/11/12	3900	Head	50	1048	7764	1279	1.180	24.40	23.60	-3.28
2022/11/13	750	Head	50	1087	7630	1305	0.277	5.65	5.54	-1.95
2022/11/15	835	Head	50	4d091	7630	1305	0.302	6.22	6.04	-2.89
2022/11/17	1750	Head	50	1090	7630	1305	0.963	19.50	19.26	-1.23
2022/11/19	1900	Head	50	5d182	7630	1305	1.050	20.20	21.00	3.96
2022/11/21	2300	Head	50	1055	7630	1305	1.170	22.90	23.40	2.18
2022/11/22	2600	Head	50	1061	7630	1305	1.170	25.10	23.40	-6.77
2022/11/24	3500	Head	50	1037	7630	1305	1.320	25.40	26.40	3.94
2022/11/26	3700	Head	50	1008	7630	1305	1.220	24.40	24.40	0.00
2022/11/28	3900	Head	50	1048	7764	1279	1.200	24.40	24.00	-1.64
2022/12/8	2450	Head	50	1040	7764	1279	1.280	24.00	25.60	6.67
2022/12/8	5250	Head	50	1341	7764	1279	1.220	23.10	24.40	5.63
2022/12/9	5600	Head	50	1341	7764	1279	1.240	24.00	24.80	3.33
2022/12/9	5750	Head	50	1341	7764	1279	1.210	22.70	24.20	6.61

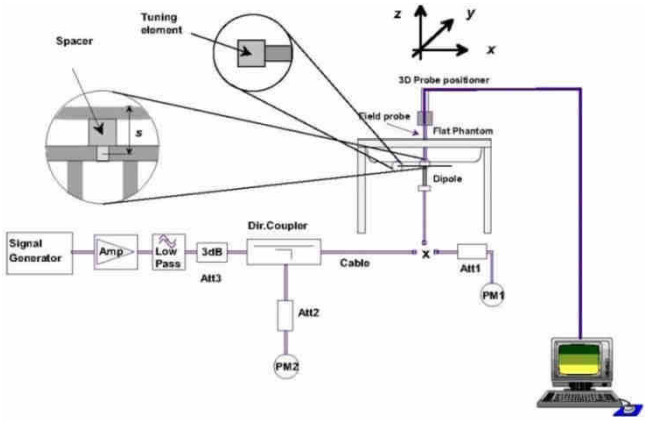

Fig 11.3.1 System Performance Check Setup

Fig 11.3.2 Setup Photo

12. RF Exposure Positions

12.1 Ear and handset reference point

Figure 12.1.1 shows the front, back, and side views of the SAM phantom. The center-of-mouth reference point is labeled “M,” the left ear reference point (ERP) is marked “LE,” and the right ERP is marked “RE.” Each ERP is 15 mm along the B-M (back-mouth) line behind the entrance-to-ear-canal (EEC) point, as shown in Figure 12.1.2 The Reference Plane is defined as passing through the two ear reference points and point M. The line N-F (neck-front), also called the reference pivoting line, is normal to the Reference Plane and perpendicular to both a line passing through RE and LE and the B-M line (see Figure 12.1.3). Both N-F and B-M lines should be marked on the exterior of the phantom shell to facilitate handset positioning. Posterior to the N-F line the ear shape is a flat surface with 6 mm thickness at each ERP, and forward of the N-F line the ear is truncated, as illustrated in Figure 12.1.2. The ear truncation is introduced to preclude the ear lobe from interfering with handset tilt, which could lead to unstable positioning at the cheek.

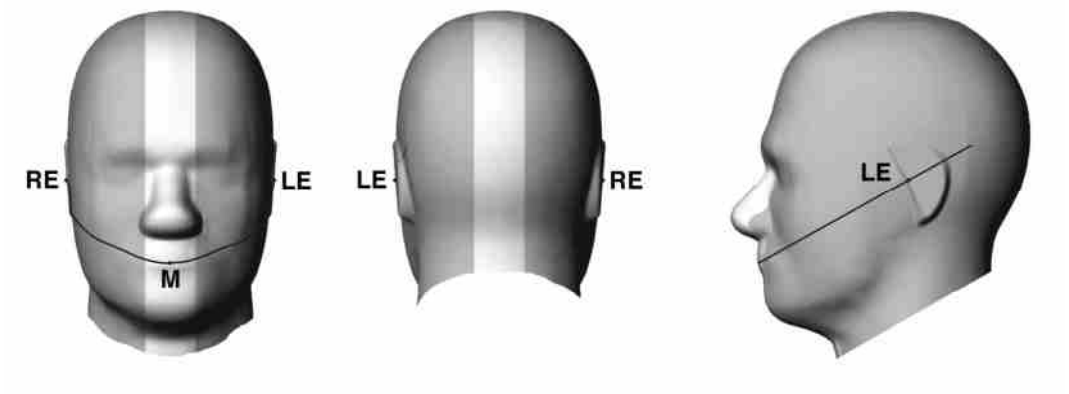

Fig 12.1.1 Front, back, and side views of SAM twin phantom

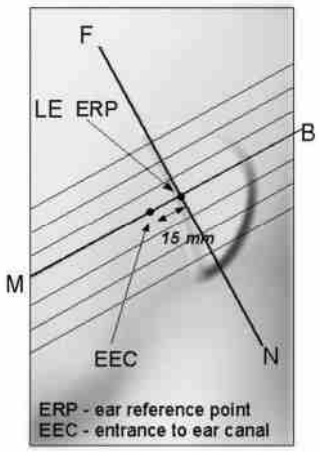

Fig 12.1.2 Close-up side view of phantom showing the ear region.

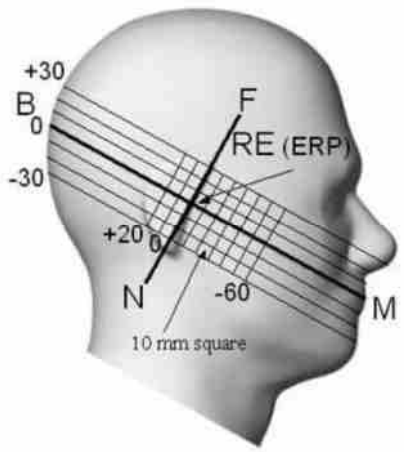

Fig 12.1.3 Side view of the phantom showing relevant markings and seven cross-sectional plane locations

12.2 Definition of the cheek position

1. Ready the handset for talk operation, if necessary. For example, for handsets with a cover piece (flip cover), open the cover. If the handset can transmit with the cover closed, both configurations must be tested.
2. Define two imaginary lines on the handset—the vertical centerline and the horizontal line. The vertical centerline passes through two points on the front side of the handset—the midpoint of the width wt of the handset at the level of the acoustic output (point A in Figure 12.2.1 and Figure 12.2.2), and the midpoint of the width wb of the bottom of the handset (point B). The horizontal line is perpendicular to the vertical centerline and passes through the center of the acoustic output (see Figure 12.2.1). The two lines intersect at point A. Note that for many handsets, point A coincides with the center of the acoustic output; however, the acoustic output may be located elsewhere on the horizontal line. Also note that the vertical centerline is not necessarily parallel to the front face of the handset (see Figure 12.2.2), especially for clamshell handsets, handsets with flip covers, and other irregularly-shaped handsets.
3. Position the handset close to the surface of the phantom such that point A is on the (virtual) extension of the line passing through points RE and LE on the phantom (see Figure 12.2.3), such that the plane defined by the vertical centerline and the horizontal line of the handset is approximately parallel to the sagittal plane of the phantom.
4. Translate the handset towards the phantom along the line passing through RE and LE until handset point A touches the pinna at the ERP.
5. While maintaining the handset in this plane, rotate it around the LE-RE line until the vertical centerline is in the plane normal to the plane containing B-M and N-F lines, i.e., the Reference Plane.
6. Rotate the handset around the vertical centerline until the handset (horizontal line) is parallel to the N-F line.
7. While maintaining the vertical centerline in the Reference Plane, keeping point A on the line passing through RE and LE, and maintaining the handset contact with the pinna, rotate the handset about the N-F line until any point on the handset is in contact with a phantom point below the pinna on the cheek. See Figure 12.2.3. The actual rotation angles should be documented in the test report.

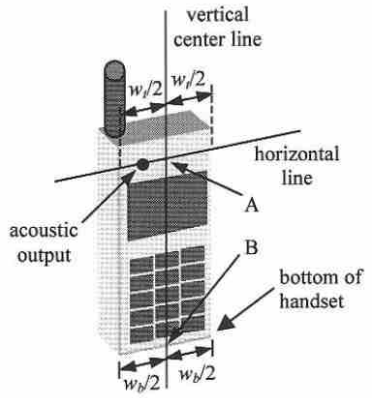

Fig 12.2.1 Handset vertical and horizontal reference lines—"fixed case

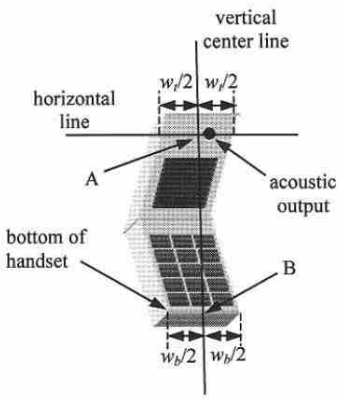

Fig 12.2.2 Handset vertical and horizontal reference lines—"clam-shell case"

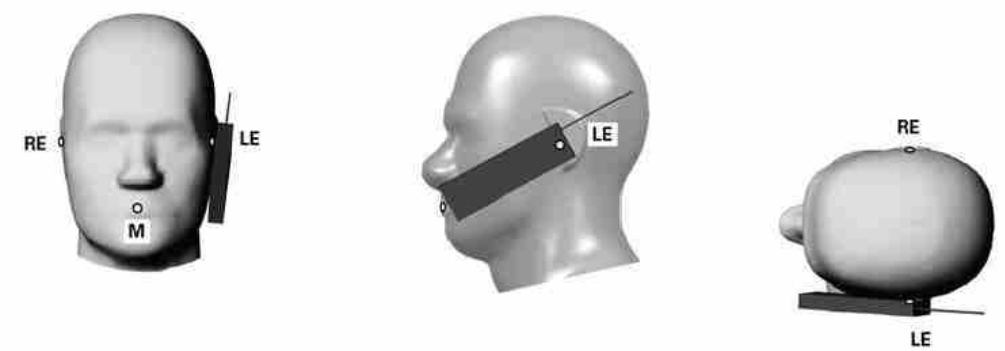

Fig 12.2.3 cheek or touch position. The reference points for the right ear (RE), left ear (LE), and mouth (M), which establish the Reference Plane for handset positioning, are indicated.

12.3 Definition of the tilt position

1. Ready the handset for talk operation, if necessary. For example, for handsets with a cover piece (flip cover), open the cover. If the handset can transmit with the cover closed, both configurations must be tested.
2. While maintaining the orientation of the handset, move the handset away from the pinna along the line passing through RE and LE far enough to allow a rotation of the handset away from the cheek by 15°.
3. Rotate the handset around the horizontal line by 15°.
4. While maintaining the orientation of the handset, move the handset towards the phantom on the line passing through RE and LE until any part of the handset touches the ear. The tilt position is obtained when the contact point is on the pinna. See Figure 12.3.1. If contact occurs at any location other than the pinna, e.g., the antenna at the back of the phantom head, the angle of the handset should be reduced. In this case, the tilt position is obtained if any point on the handset is in contact with the pinna and a second point



Fig 12.3.1 Tilt position. The reference points for the right ear (RE), left ear (LE), and mouth (M), which define the Reference Plane for handset positioning, are indicated.

12.4 Body Worn Accessory

Body-worn operating configurations are tested with the belt-clips and holsters attached to the device and positioned against a flat phantom in a normal use configuration (see Figure 12.4). Per KDB648474 D04v01r03, body-worn accessory exposure is typically related to voice mode operations when handsets are carried in body-worn accessories. The body-worn accessory procedures in FCC KDB 447498 D01v06 should be used to test for body-worn accessory SAR compliance, without a headset connected to it. This enables the test results for such configuration to be compatible with that required for hotspot mode when the body-worn accessory test separation distance is greater than or equal to that required for hotspot mode, when applicable. When the reported SAR for body-worn accessory, measured without a headset connected to the handset is > 1.2 W/kg, the highest reported SAR configuration for that wireless mode and frequency band should be repeated for that body-worn accessory with a handset attached to the handset.

Accessories for body-worn operation configurations are divided into two categories: those that do not contain metallic components and those that do contain metallic components. When multiple accessories that do not contain metallic components are supplied with the device, the device is tested with only the accessory that dictates the closest spacing to the body. Then multiple accessories that contain metallic components are test with the device with each accessory. If multiple accessories share an identical metallic component (i.e. the same metallic belt-chip used with different holsters with no other metallic components) only the accessory that dictates the closest spacing to the body is tested.



Fig 12.4 Body Worn Position

12.5 Product Specific 10g SAR Exposure

For smart phones with a display diagonal dimension > 15.0 cm or an overall diagonal dimension > 16.0 cm, that can provide similar mobile web access and multimedia support found in mini-tablets or UMPC mini-tablets and support voice calls next to the ear, According to KDB648474 D04v01r03, the following phablet procedures should be applied to evaluate SAR compliance for each applicable wireless modes and frequency band. Devices marketed as phablets, regardless of form factors and operating characteristics must be tested as a phablet to determine SAR compliance

1. The normally required head and body-worn accessory SAR test procedures for handsets, including hotspot mode, must be applied.

2. The UMPC mini-tablet procedures must also be applied to test the SAR of all surfaces and edges with an antenna located at ≤ 25 mm from that surface or edge, in direct contact with a flat phantom, for 10-g extremity SAR according to the body-equivalent tissue dielectric parameters in KDB 865664 to address interactive hand use exposure conditions.6 The UMPC mini-tablet 1-g SAR at 5 mm is not required. When hotspot mode applies, 10-g extremity SAR is required only for the surfaces and edges with hotspot mode 1-g reported SAR > 1.2 W/kg.

12.6 Wireless Router

Some battery-operated handsets have the capability to transmit and receive user through simultaneous transmission of WIFI simultaneously with a separate licensed transmitter. The FCC has provided guidance in FCC KDB Publication 941225 D06 v02r01 where SAR test considerations for handsets (L x W ≥ 9 cm x 5 cm) are based on a composite test separation distance of 10mm from the front, back and edges of the device containing transmitting antennas within 2.5cm of their edges, determined form general mixed use conditions for this type of devices. Since the hotspot SAR results may overlap with the body-worn accessory SAR requirements, the more conservative configurations can be considered, thus excluding some body-worn accessory SAR tests.

When the user enables the personal wireless router functions for the handset, actual operations include simultaneous transmission of both the WIFI transmitter and another licensed transmitter. Both transmitters often do not transmit at the same transmitting frequency and thus cannot be evaluated for SAR under actual use conditions due to the limitations of the SAR assessment probes. Therefore, SAR must be evaluated for each frequency transmission and mode separately and spatially summed with the WIFI transmitter according to FCC KDB Publication 447498 D01v06 publication procedures. The “Portable Hotspot” feature on the handset was NOT activated during SAR assessments, to ensure the SAR measurements were evaluated for a single transmission frequency RF signal at a time.

13. Conducted RF Output Power (Unit: dBm)

The detailed conducted power table can refer to Appendix E.

<GSM Conducted Power>

1. Per KDB 447498 D01v06, the maximum output power channel is used for SAR testing and for further SAR test reduction.
2. Per KDB 941225 D01v03r01, for SAR test reduction for GSM / GPRS / EDGE modes is determined by the source-based time-averaged output power including tune-up tolerance. The mode with highest specified time-averaged output power should be tested for SAR compliance in the applicable exposure conditions. For modes with the same specified maximum output power and tolerance, the higher number time-slot configuration should be tested.
3. Other configurations of GSM / GPRS / EDGE are considered as secondary modes. The 3G SAR test reduction procedure is applied, when the maximum output power and tune-up tolerance specified for production units in a secondary mode is ≤ ¼ dB higher than the primary mode, SAR measurement is not required for the secondary mode.

<WCDMA Conducted Power>

1. The following tests were conducted according to the test requirements outlines in 3GPP TS 34.121 specification.
2. The procedures in KDB 941225 D01v03r01 are applied for 3GPP Rel. 6 HSPA to configure the device in the required sub-test mode(s) to determine SAR test exclusion.

A summary of these settings are illustrated below:

HSDPA Setup Configuration:

a. The EUT was connected to Base Station Agilent E5515C referred to the Setup Configuration.
b. The RF path losses were compensated into the measurements.
c. A call was established between EUT and Base Station with following setting:
   i. Set Gain Factors (β_c and β_d) and parameters were set according to each
   ii. Specific sub-test in the following table, C10.1.4, quoted from the TS 34.121
   iii. Set RMC 12.2Kbps + HSDPA mode.
   iv. Set Cell Power = -86 dBm
   v. Set HS-DSCH Configuration Type to FRC (H-set 1, QPSK)
   vi. Select HSDPA Uplink Parameters
   vii. Set Delta ACK, Delta NACK and Delta CQI = 8
   viii. Set Ack-Nack Repetition Factor to 3
   ix. Set CQI Feedback Cycle (k) to 4 ms
   x. Set CQI Repetition Factor to 2
   xi. Power Ctrl Mode = All Up bits
d. The transmitted maximum output power was recorded.

Table C.10.1.4: β values for transmitter characteristics tests with HS-DPCCH

Sub-test	β_c	β_d	β_d (SF)	β_c/β_d	β_{HS} (Note1, Note 2)	CM (dB) (Note 3)	MPR (dB) (Note 3)
1	2/15	15/15	64	2/15	4/15	0.0	0.0
2	12/15 (Note 4)	15/15 (Note 4)	64	12/15 (Note 4)	24/15	1.0	0.0
3	15/15	8/15	64	15/8	30/15	1.5	0.5
4	15/15	4/15	64	15/4	30/15	1.5	0.5

Note 1: Δ_{ACK}, Δ_{NACK} and Δ_{CQI} = 30/15 with β_{hs} = 30/15 * β_c.

Note 2: For the HS-DPCCH power mask requirement test in clause 5.2C, 5.7A, and the Error Vector Magnitude (EVM) with HS-DPCCH test in clause 5.13.1A, and HSDPA EVM with phase discontinuity in clause 5.13.1AA, Δ_{ACK} and Δ_{NACK} = 30/15 with β_{hs} = 30/15 * β_c, and Δ_{CQI} = 24/15 with β_{hs} = 24/15 * β_c.

Note 3: CM = 1 for β_c/β_d =12/15, β_{hs}/β_c=24/15. For all other combinations of DPDCH, DPCCH and HS-DPCCH the MPR is based on the relative CM difference. This is applicable for only UEs that support HSDPA in release 6 and later releases.

Note 4: For subtest 2 the β_c/β_d ratio of 12/15 for the TFC during the measurement period (TF1, TF0) is achieved by setting the signalled gain factors for the reference TFC (TF1, TF1) to β_c = 11/15 and β_d = 15/15.

Setup Configuration

HSUPA Setup Configuration:

a. The EUT was connected to Base Station Agilent E5515C referred to the Setup Configuration.
b. The RF path losses were compensated into the measurements.
c. A call was established between EUT and Base Station with following setting * :
   i. Call Configs = 5.2B, 5.9B, 5.10B, and 5.13.2B with QPSK
   ii. Set the Gain Factors (β_c and β_d) and parameters (AG Index) were set according to each specific sub-test in the following table, C11.1.3, quoted from the TS 34.121
   iii. Set Cell Power = -86 dBm
   iv. Set Channel Type = 12.2k + HSPA
   v. Set UE Target Power
   vi. Power Ctrl Mode= Alternating bits
   vii. Set and observe the E-TFCI
   viii. Confirm that E-TFCI is equal to the target E-TFCI of 75 for sub-test 1, and other subtest's E-TFCI
d. The transmitted maximum output power was recorded.

Table C.11.1.3: β values for transmitter characteristics tests with HS-DPCCH and E-DCH

Sub-test	β_c	β_d	β_d (SF)	β_c/β_d	β_{HS} (Note1)	β_{ec}	β_{ed} (Note 4) (Note 5)	β_{ed} (SF)	β_{ed} (Codes)	CM (dB) (Note 2)	MPR (dB) (Note 2) (Note 6)	AG Index (Note 5)	E-TFCI
1	11/15 (Note 3)	15/15 (Note 3)	64	11/15 (Note 3)	22/15	209/225	1309/225	4	1	1.0	0.0	20	75
2	6/15	15/15	64	6/15	12/15	12/15	94/75	4	1	3.0	2.0	12	67
3	15/15	9/15	64	15/9	30/15	30/15	$\beta_{ed}1$: 47/15 $\beta_{ed}2$: 47/15	4 4	2	2.0	1.0	15	92
4	2/15	15/15	64	2/15	4/15	2/15	56/75	4	1	3.0	2.0	17	71
5	15/15	0	-	-	5/15	5/15	47/15	4	1	1.0	0.0	12	67

Note 1: For sub-test 1 to 4, Δ_{ACK}, Δ_{NACK} and Δ_{CQI} = 30/15 with β_{hs} = 30/15 * β_c. For sub-test 5, Δ_{ACK}, Δ_{NACK} and Δ_{CQI} = 5/15 with β_{hs} = 5/15 * β_c.
Note 2: CM = 1 for β_c/β_d =12/15, β_{hs}/β_c=24/15. For all other combinations of DPDCH, DPCCH, HS- DPCCH, E-DPDCH and E-DPCCH the MPR is based on the relative CM difference.
Note 3: For subtest 1 the β_c/β_d ratio of 11/15 for the TFC during the measurement period (TF1, TF0) is achieved by setting the signalled gain factors for the reference TFC (TF1, TF1) to β_c = 10/15 and β_d = 15/15.
Note 4: In case of testing by UE using E-DPDCH Physical Layer category 1, Sub-test 3 is omitted according to TS25.306 Table 5.1g.
Note 5: β_{ed} can not be set directly; it is set by Absolute Grant Value.
Note 6: For subtests 2, 3 and 4, UE may perform E-DPDCH power scaling at max power which could results in slightly smaller MPR values.

Setup Configuration

<WCDMA Conducted Power>

General Note:

1. Per KDB 941225 D01v03r01, for SAR testing is measured using a 12.2 kbps RMC with TPC bits configured to all "1's".
2. Per KDB 941225 D01v03r01, RMC 12.2kbps setting is used to evaluate SAR. The maximum output power and tune-up tolerance specified for production units in HSDPA / HSUPA is ≤ ¼ dB higher than RMC 12.2Kbps or when the highest reported SAR of the RMC12.2Kbps is scaled by the ratio of specified maximum output power and tune-up tolerance of HSDPA / HSUPA to RMC12.2Kbps and the adjusted SAR is ≤ 1.2 W/kg, SAR measurement is not required for HSDPA / HSUPA, and according to the following RF output power, the output power results of the secondary modes (HSDPA / HSUPA) are less than ¼ dB higher than the primary modes; therefore, SAR measurement is not required for HSDPA / HSUPA.

<LTE Conducted Power>

General Note:

1. Anritsu MT8820C base station simulator was used to setup the connection with EUT; the frequency band, channel bandwidth, RB allocation configuration, modulation type are set in the base station simulator to configure EUT transmitting at maximum power and at different configurations which are requested to be reported to FCC, for conducted power measurement and SAR testing.
2. Per KDB 941225 D05v02r05, when a properly configured base station simulator is used for the SAR and power measurements, spectrum plots for each RB allocation and offset configuration is not required.
3. Per KDB 941225 D05v02r05, start with the largest channel bandwidth and measure SAR for QPSK with 1 RB allocation, using the RB offset and required test channel combination with the highest maximum output power for RB offsets at the upper edge, middle and lower edge of each required test channel.
4. Per KDB 941225 D05v02r05, 50% RB allocation for QPSK SAR testing follows 1RB QPSK allocation procedure.
5. Per KDB 941225 D05v02r05, for QPSK with 100% RB allocation, SAR is not required when the highest maximum output power for 100 % RB allocation is less than the highest maximum output power in 50% and 1 RB allocations and the highest reported SAR for 1 RB and 50% RB allocation are ≤ 0.8 W/kg. Otherwise, SAR is measured for the highest output power channel; and if the reported SAR is > 1.45 W/kg, the remaining required test channels must also be tested.
6. Per KDB 941225 D05v02r05, 16QAM/64QAM/256QAM output power for each RB allocation configuration is > not ½ dB higher than the same configuration in QPSK and the reported SAR for the QPSK configuration is ≤ 1.45 W/kg; Per KDB 941225 D05v02r05, 16QAM/64QAM/256QAM SAR testing is not required.
7. Per KDB 941225 D05v02r05, smaller bandwidth output power for each RB allocation configuration is > not ½ dB higher than the same configuration in the largest supported bandwidth, and the reported SAR for the largest supported bandwidth is ≤ 1.45 W/kg; Per KDB 941225 D05v02r05, smaller bandwidth SAR testing is not required.
8. For LTE B4 / B5 / B12 / B17 / B26 / B38 /B71 the maximum bandwidth does not support three non-overlapping channels, per KDB 941225 D05v02r05, when a device supports overlapping channel assignment in a channel bandwidth configuration, the middle channel of the group of overlapping channels should be selected for testing.
9. LTE B2 / B4 / B5 / B38 / B42&B43 SAR test was covered by B25 / B66 / B26 / B41 / B48; according to April 2015 TCB workshop, SAR test for overlapping LTE bands can be reduced if
   a. the maximum output power, including tolerance, for the smaller band is ≤ the larger band to qualify for the SAR test exclusion
   b. the channel bandwidth and other operating parameters for the smaller band are fully supported by the larger band
10. According to 2017 TCB workshop, for 16QAM and 64QAM, 256QAM should be verified by checking the signal constellation with a call box to avoid incorrect maximum power levels due to MPR and other requirements associated with signal modulation, and the following figure is taken from the "Fundamental Measurement >> Modulation Analysis >> constellation" mode of the device connect to the MT8821C base station, therefore, the device 256QAM, 64QAM and 16QAM signal modulation are correct.

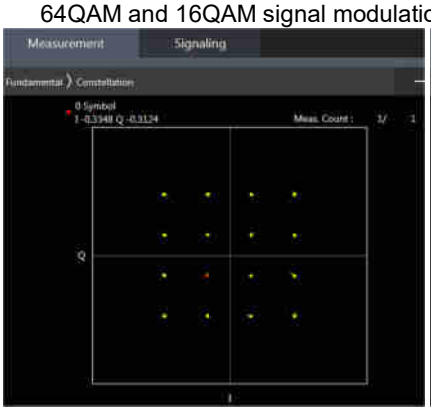

16QAM

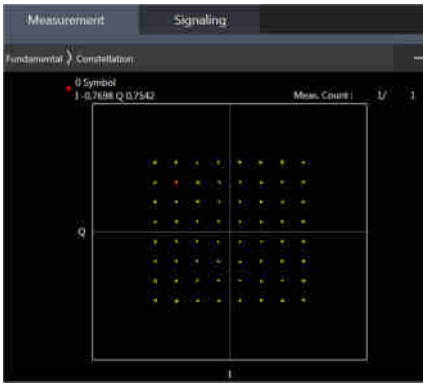

64QAM

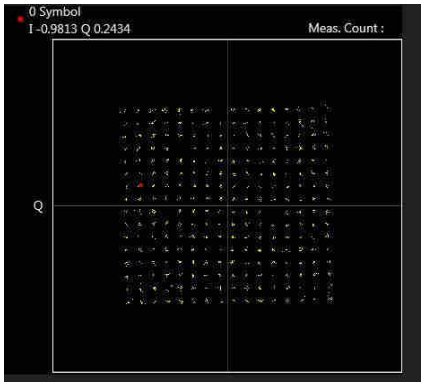

256QAM

<TDD LTE SAR Measurement>

TDD LTE configuration setup for SAR measurement

SAR was tested with a fixed periodic duty factor according to the highest transmission duty factor implemented for the device and supported by 3GPP.

a. 3GPP TS 36.211 section 4.2 for Type 2 Frame Structure and Table 4.2-2 for uplink-downlink configurations
b. "special subframe S" contains both uplink and downlink transmissions, it has been taken into consideration to determine the transmission duty factor according to the worst case uplink and downlink cyclic prefix requirements for UpPTS
c. Establishing connections with base station simulators ensure a consistent means for testing SAR and recommended for evaluating SAR. The Anritsu MT8820C (firmware: #22.52#004) was used for LTE output power measurements and SAR testing.

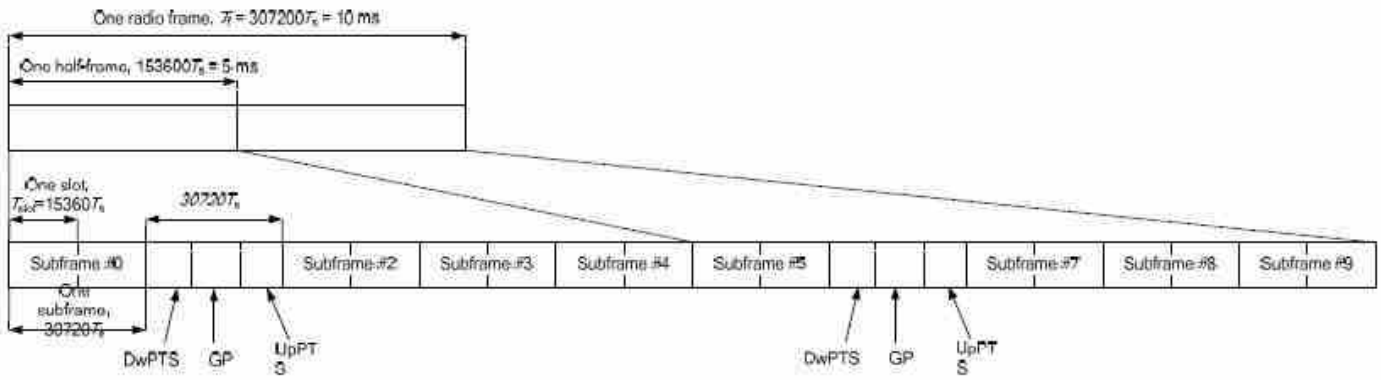

Figure 4.2-1: Frame structure type 2 (for 5 ms switch-point periodicity).

Table 4.2-2: Uplink-downlink configurations.

Uplink-downlink configuration	Downlink-to-Uplink Switch-point periodicity	Subframe number									
		0	1	2	3	4	5	6	7	8	9
0	5 ms	D	S	U	U	U	D	S	U	U	U
1	5 ms	D	S	U	U	D	D	S	U	U	D
2	5 ms	D	S	U	D	D	D	S	U	D	D
3	10 ms	D	S	U	U	U	D	D	D	D	D
4	10 ms	D	S	U	U	D	D	D	D	D	D
5	10 ms	D	S	U	D	D	D	D	D	D	D
6	5 ms	D	S	U	U	U	D	S	U	U	D

Table 4.2-1: Configuration of special subframe (lengths of DwPTS/GP/UpPTS).

Special subframe configuration	Normal cyclic prefix in downlink			Extended cyclic prefix in downlink		
	DwPTS	UpPTS		DwPTS	UpPTS	
		Normal cyclic prefix in uplink	Extended cyclic prefix in uplink		Normal cyclic prefix in uplink	Extended cyclic prefix in uplink
0	$6592 \cdot T_s$	$2192 \cdot T_s$	$2560 \cdot T_s$	$7680 \cdot T_s$	$2192 \cdot T_s$	$2560 \cdot T_s$
1	$19760 \cdot T_s$			$20480 \cdot T_s$		
2	$21952 \cdot T_s$			$23040 \cdot T_s$		
3	$24144 \cdot T_s$			$25600 \cdot T_s$		
4	$26336 \cdot T_s$			$7680 \cdot T_s$	$4384 \cdot T_s$	$5120 \cdot T_s$
5	$6592 \cdot T_s$	$4384 \cdot T_s$	$5120 \cdot T_s$	$20480 \cdot T_s$		
6	$19760 \cdot T_s$			$23040 \cdot T_s$		
7	$21952 \cdot T_s$			$12800 \cdot T_s$		
8	$24144 \cdot T_s$			-	-	-
9	$13168 \cdot T_s$			-	-	-

Special subframe (30720·T_s): Normal cyclic prefix in downlink (UpPTS)			
	Special subframe configuration	**Normal cyclic prefix in uplink**	**Extended cyclic prefix in uplink**
Uplink duty factor in one special subframe	**0~4**	7.13%	8.33%
	5~9	14.3%	16.7%

Special subframe(30720·T_s): Extended cyclic prefix in downlink (UpPTS)			
	Special subframe configuration	**Normal cyclic prefix in uplink**	**Extended cyclic prefix in uplink**
Uplink duty factor in one special subframe	**0~3**	7.13%	8.33%
	4~7	14.3%	16.7%

The highest duty factor is resulted from:

For LTE TDD Power class 2

i. Uplink-downlink configuration: 1. In a half-frame consisted of 5 subfames, uplink operation is in 2 uplink subframes and 1 special subframe.
ii. special subframe configuration: 5-9 for normal cyclic prefix in downlink, 4-7 for extended cyclic prefix in downlink
iii. for special subframe with extended cyclic prefix in uplink, the total uplink duty factor in one half-frame is: (2+0.167)/5 = 43.3%
iv. for special subframe with normal cyclic prefix in uplink, the total uplink duty factor in one half-frame is: (2+0.143)/5 = 42.9%
v. For TDD LTE SAR measurement, the duty cycle 1:2.33 (42.9 %) was used perform testing and considering the theoretical duty cycle of 43.3% for extended cyclic prefix in the uplink, and the theoretical duty cycle of 42.9% for normal cyclic prefix in uplink, a scaling factor of extended cyclic prefix 43.3%/42.9% = 1.009 is applied to scale-up the measured SAR result. The scaled TDD LTE SAR = measured SAR (W/kg)* Tune-up Scaling Factor* scaling factor for extended cyclic prefix.

For LTE TDD Power class 3

i. Uplink-downlink configuration: 0. In a half-frame consisted of 5 subfames, uplink operation is in 3 uplink subframes and 1 special subframe.
ii. special subframe configuration: 5-9 for normal cyclic prefix in downlink, 4-7 for extended cyclic prefix in downlink
iii. for special subframe with extended cyclic prefix in uplink, the total uplink duty factor in one half-frame is: (3+0.167)/5 = 63.3%
iv. for special subframe with normal cyclic prefix in uplink, the total uplink duty factor in one half-frame is: (3+0.143)/5 = 62.9%
v. For TDD LTE SAR measurement, the duty cycle 1:1.59 (62.9 %) was used perform testing and considering the theoretical duty cycle of 63.3% for extended cyclic prefix in the uplink, and the theoretical duty cycle of 62.9% for normal cyclic prefix in uplink, a scaling factor of extended cyclic prefix 63.3%/62.9% = 1.006 is applied to scale-up the measured SAR result. The scaled TDD LTE SAR = measured SAR (W/kg)* Tune-up Scaling Factor* scaling factor for extended cyclic prefix.

The device can adjust uplink/downlink configuration automatically according to the transmitting power class level, as followings:

LTE TDD Band	Power Class level	support uplink/downlink configuration
LTE Band 38/41/42	> 23	1,2,3,4,5
	=23	0,1,2,3,4,5,6
	< 23	0,1,2,3,4,5,6

<LTE Carrier Aggregation>

General Note:

1. This device supports Carrier Aggregation on downlink for inter and intra band. For the device supports bands and bandwidths and configurations are provided as follow table was according to 3GPP.
2. In applying the existing power measurement procedures of KDB 941225 D05A for DL CA SAR test exclusion, only the subset with the largest number of combinations of frequency bands and CCs in each row need combination, and for this device that all the configurations were choose to power measurement.
3. All permutations exist. No restrictions on Pcell & Scell combinations. Only LTE Band 29A is limited to Scell.
4. The gray color table is covered by other combinations and no need to verify power.

2CC Downlink Carrier Aggregation			3CC Downlink Carrier Aggregation			4CC Downlink Carrier Aggregation		
Number	Combination	Covered by Measurement Superset	Number	Combination	Covered by Measurement Superset	Number	Combination	Covered by Measurement Superset
1	CA_2A-17A		1	CA_2A-2A-13A		1	CA_2A-2A-4A-12A	
2	CA_2A-29A		2	CA_2C-66A		2	CA_2A-2A-5A-66A	
3	CA_4A-17A		3	CA_2A-2A-71A		3	CA_2A-2A-12A-66A	
4	CA_4A-29A		4	CA_2A-4A-4A		4	CA_2A-2A-66C	
5	CA_5A-7A		5	CA_2A-4A-5A		5	CA_2A-2A-66A-66A	
6	CA_7B		6	CA_2A-4A-7A		6	CA_2A-5B-66A	
7	CA_7C		7	CA_2A-4A-12A		7	CA_2A-5A-66A-66A	
8	CA_7A-7A		8	CA_2A-4A-13A		8	CA_2A-12A-66A-66A	
9	CA_12A-12A		9	CA_2A-4A-71A		9	CA_2A-13A-48C	
10	CA_12B		10	CA_2A-5A-30A		10	CA_2A-48D	
11	CA_25A-25A		11	CA_2A-7A-12A		11	CA_2A-48A-48C	
12	CA_38C		12	CA_2A-12A-30A		12	CA_2A-48C-66A	
13	CA_41A-41A		13	CA_2A-13A-66A		13	CA_4A-48D	
14	CA_41A-42A		14	CA_2A-14A-30A		14	CA_5B-66A-66A	
15	CA_41A-48A		15	CA_2A-14A-66A		15	CA_13A-48D	
16	CA_42C		16	CA_2A-29A-30A		16	CA_13A-48A-48C	
17	CA_48B		17	CA_2A-30A-66A		17	CA_13A-48C-66A	
18	CA_12A-30A	3CC#10	18	CA_2A-48A-48A		18	CA_13A-48A-66B	
19	CA_12A-66A	3CC#13	19	CA_2A-66A-71A		19	CA_13A-48A-66C	
20	CA_14A-30A	3CC#34	20	CA_4A-4A-5A		20	CA_48C-48C	
21	CA_14A-66A	3CC#34	21	CA_4A-4A-12A		21	CA_48E	
22	CA_29A-30A	3CC#16	22	CA_4A-4A-13A		22	CA_48A-48D	
23	CA_2A-12A	3CC#12	23	CA_4A-5A-30A		23	CA_48D-66A	
24	CA_2A-13A	3CC#8	24	CA_4A-7A-12A		24	CA_48A-48C-66A	
25	CA_2A-14A	3CC#14	25	CA_4A-12A-30A		25	CA_48C-66B	
26	CA_2A-2A	3CC#1	26	CA_4A-29A-30A		26	CA_48C-66C	
27	CA_2A-30A	3CC#10	27	CA_5B-66A		27	CA_48C-66A-66A	
28	CA_2A-4A	3CC#4	28	CA_5A-5A-66A		28	CA_48A-48A-66B	
29	CA_2A-5A	3CC#5	29	CA_5A-30A-66A		29	CA_48A-48A-66C	
30	CA_2A-66A	3CC#13	30	CA_5A-66C		30	CA_48A-48A-66A-66A	
31	CA_30A-66A	3CC#17	31	CA_12A-30A-66A		31		
32	CA_41C	3CC#37	32	CA_12A-66C		32		
33	CA_4A-12A	3CC#7	33	CA_13A-66A-66A		33		
34	CA_4A-13A	3CC#8	34	CA_14A-30A-66A		34		
35	CA_4A-30A	3CC#23	35	CA_14A-66A-66A		35		
36	CA_4A-4A	3CC#20	36	CA_30A-66A-66A		36		
37	CA_4A-5A	3CC#20	37	CA_41D		37		
38	CA_4A-7A	3CC#24	38	CA_66A-66C		38		
39	CA_5A-30A	3CC#29	39	CA_66A-66A-66A		39		
40	CA_5A-66A	3CC#28	40	CA_66A-66A-71A		40		
41	CA_5B	3CC#27	41	CA_12A-66A-66A	4CC#8	41		
42	CA_66A-66A	3CC#33	42	CA_13A-66C	4CC#19	42		
43	CA_66A-71A	3CC#40	43	CA_2A-2A-12A	4CC#3	43		

44	CA_66B	4CC#25	44	CA_2A-2A-4A	4CC#1	44		
45	CA_66C	3CC#30	45	CA_2A-2A-5A	4CC#2	45		
46	CA_13A-48A	4CC#16	46	CA_2A-2A-66A	4CC#3	46		
47	CA_13A-66A	3CC#33	47	CA_2A-5A-66A	4CC#7	47		
48	CA_2A-48A	3CC#18	48	CA_2A-66A-66A	4CC#5	48		
49	CA_2A-71A	3CC#3	49	CA_2A-66C	4CC#4	49		
50	CA_2C	3CC#2	50	CA_48D	4CC#10	50		
51	CA_48A-48A	3CC#18	51	CA_5A-66A-66A	4CC#7	51		
52	CA_48A-66A	4CC#30	52	CA_13A-48A-48A	4CC#6	52		
53	CA_13A-48A	4CC#16	53	CA_13A-48A-66A	4CC#18	53		
54	CA_13A-66A	3CC#13	54	CA_13A-48C	4CC#16	54		
55	CA_48C	4CC#20	55	CA_2A-13A-48A	4CC#9	55		
56	CA_4A-48A	4CC#13	56	CA_2A-48A-66A	4CC#12	56		
57	CA_4A-71A	3CC#9	57	CA_2A-48C	4CC#9	57		
58	CA_5A-5A	3CC#28	58	CA_2A-5B	4CC#6	58		
59			59	CA_48A-48A-66A	4CC#30	59		
60			60	CA_48A-48C	4CC#24	60		
61			61	CA_48A-66A-66A	4CC#30	61		
62			62	CA_48A-66B	4CC#28	62		
63			63	CA_48A-66C	4CC#29	63		
64			64	CA_48C-66A	4CC#24	64		
65			65	CA_4A-48C	4CC#13	65		

LTE Carrier Aggregation Conducted Power (Downlink)

i. According to KDB941225 D05A v01r02, Uplink maximum output power measurement with downlink carrier aggregation active should be measured, using the highest output channel measured without downlink carrier aggregation, to confirm that uplink maximum output power with downlink carrier aggregation active remains within the specified tune-up tolerance limits and not more than ¼ dB higher than the maximum output measured without downlink carrier aggregation active.

ii. Uplink maximum output power with downlink carrier aggregation active does not show more than ¼ dB higher than the maximum output power without downlink carrier aggregation active, therefore SAR evaluation with downlink carrier aggregation active can be excluded.

iii. The device supports downlink four carrier aggregation. For power measurement were control and acknowledge data is sent on uplink channels that operate identical to specifications when downlink carrier aggregation is inactive.

iv. Selected highest measured power when downlink carrier aggregation is inactive for conducted power comparison with downlink carrier aggregation is active, to confirm that when downlink carrier aggregation is active uplink maximum output power remains within the specified tune-up tolerance limits and not more than ¼ dB higher than the maximum output power measured when downlink carrier aggregation inactive.

v. For inter-band CA, the SCC selected highest bandwidth and near the middle of its transmission band. For SCC DL RB size and offset will base on the PCC corresponding RB allocation.

vi. For non-contiguous intra-band CA, the SCC selected to provide maximum separation from the PCC and must remain fully within the downlink transmission band.

vii. For Intra-band, contiguous CA, the downlink channels selected to perform the uplink power measurement must satisfy 3GPP channel spacing (5.4.1A of 3GPP TS 36.521 or equivalent) and channel bandwidth (5.4.2A) requirements.

$$\text{Nominal channel spacing} = \left\lfloor \frac{BW_{Channel(1)} + BW_{Channel(2)} - 0.1\left|BW_{Channel(1)} - BW_{Channel(2)}\right|}{0.6} \right\rfloor 0.3 \quad [\text{MHz}]$$

LTE Carrier Aggregation Conducted Power (Uplink)

2CC Uplink Carrier Aggregation		
Number	Combination	Ant No.
1	CA_42C	Ant8
2	CA_41C	Ant 0
3	CA_38C	Ant 0
4	CA_48C	Ant 8
5	CA_66C	Ant 0

<Intra-band>

General Note:

i. The device supports intra-band uplink carrier aggregation for LTE B42/41/38/48/66 with a maximum of two component carriers. For intra band contiguous carrier aggregation scenarios, 3GPP 36.101 table 6.2.2A-1 specifies that the aggregate maximum allowed output power is equivalent to the single carrier scenario. 3GPP 36.101 6.2.3A allows for several dB of MPR to be applied when not-contiguous RB allocation is implemented. The conducted power and MPR setting in this device are permanently implemented pre 3GPP requirement.

ii. The device supports uplink carrier aggregation with a maximum of two component carriers. For intra band contiguous carrier aggregation scenarios, 3GPP 36.101 table 6.2.2A-1 specifies that the aggregate maximum allowed output power is equivalent to the single carrier scenario. 3GPP 36.101 6.2.3A allows for several dB of MPR to be applied when not-contiguous RB allocation is implemented. The conducted power and MPR setting in this device are permanently implemented pre the 3GPP requirement.

iii. According Nov. 2017 TCB workshop, the output power with uplink CA active was measured for the configuration with the highest reported SAR with single carrier for each exposure condition. The power was measured with wideband signal integration over both component carriers.

iv. Additional SAR measurement for LTE UL CA whit other DL CA combinations active were not required since the maximum output power for this configuration was not > 0.25dB higher than the maximum output power for UL CA active.

<Inter-band uplink carrier aggregation consideration>

Combination	TX Chain	ANT_TX
CA_12A-66A	12A	Ant0
	66A	Ant1
CA_13A-66A	13A	Ant0
	66A	Ant1
CA_5A-7A	5A	Ant0
	7A	Ant5
CA_2A-12A	2A	Ant1
	12A	Ant0
CA_2A-13A	2A	Ant1
	13A	Ant0
CA_2A-4A	2A	Ant2
	4A	Ant1
CA_4A-13A	4A	Ant1
	13A	Ant0
CA_4A-12A	4A	Ant1
	12A	Ant0
CA_4A-5A	4A	Ant1
	5A	Ant0
CA_5A-66A	5A	Ant0
	66A	Ant1

General Note:

1. The single carrier of inter band CA uplink power level is the same as Non-CA standalone LTE power level.
2. For Inter band CA co-located SAR analysis is performed using standalone SAR summed together and they are more conservatively for inter band CA.

5G NR Output Power (Unit: dBm)

General Note:

1. 5G NR n2/n5/n66/n71/n41/n77/n78 is NSA mode.
2. 5G NR n2/n5/n7/n12/n14/n25/n30/n66/n71/n38/n41/n48/n77/n78 is SA mode.
3. For 5G NR test procedure was following step similar FCC KDB 941225 D05:
   a. For DFT-OFDM and CP-OFDM output power measurement reduction, according to 38.101 maximum power reduction for power class2 and 3, the CP-OFDM mode will not higher than DFT-OFDM mode, therefore, similar FCC KDB 941225 D05 procedure for other modulation output power for each RB allocation configuration is > not ½ dB higher than the same configuration in DFT-QPSK and the reported SAR for the DFT-QPSK configuration is ≤ 1.45 W/kg; CP-OFDM testing is not required.
   b. For DFT-OFDM output power measurement reduction, according to 38.101 maximum power reduction for power class2 and 3, for 16QAM/64QAM/256QAM and smaller bandwidth output power will spot check largest channel bandwidth worst RB configuration to ensure the 16QAM/64QAM/256QAM and smaller bandwidth output power will not ½ dB higher than the same configuration in the largest supported bandwidth.
   c. SAR testing start with the largest channel bandwidth and measure SAR for QPSK with 1 RB allocation, using the RB offset and required test channel combination with the highest maximum output power for RB offsets at the upper edge, middle and lower edge of each required test channel
   d. 50% RB allocation for QPSK SAR testing follows 1RB QPSK allocation procedure
   e. QPSK with 100% RB allocation, SAR is not required when the highest maximum output power for 100 % RB allocation is less than the highest maximum output power in 50% and 1 RB allocations and the highest reported SAR for 1 RB and 50% RB allocation are ≤ 0.8 W/kg. Otherwise, SAR is measured for the highest output power channel; and if the reported SAR is > 1.45 W/kg, the remaining required test channels must also be tested
   f. PI/2 BPSK/16QAM/64QAM/256QAM output powers according to 3GPP MPR will not ½ dB higher than the same configuration in QPSK, also reported SAR for the QPSK configuration is less than 1.45 W/kg, PI/2 BPSK /16QAM/64QAM/256QAM SAR testing are not required.
   g. Smaller bandwidth output power for each RB allocation configuration for this device will not ½ dB higher than the same configuration in the largest supported bandwidth, and the reported SAR for the largest supported bandwidth is ≤ 1.45 W/kg, smaller bandwidth SAR testing is not required for this device
4. Due to test setup limitations, SAR testing for NR was performed using Factory Test Mode software to establish the connection and perform SAR with 100% transmission.
5. NSA and SA mode should perform SAR separately. For the maximum power of NSA mode is the same as SA total power level, so SA SAR can represent NSA mode SAR.
6. 5GNR NSA mode, the power level is the same as 5GNR SA mode, so 5GNR NSA mode and SA mode power table only show one time.
7. 5G NR supports CP-OFDM and DFT-s-OFDM modulation, for DFT-s-OFDM power is higher than CP-OFDM, so only show DFT-s-OFDM power table and chose DFT-s-OFDM to perform SAR testing.
8. For DFT-s-OFDM and CP-OFDM output power measurement reduction, according to 38.101 maximum power reduction for the CP-OFDM mode will not higher than DFT-s-OFDM mode, therefore, CP-OFDM measurement is unnecessary.
9. 5GNR n41/n48/n77/n78 supports UL MIMO.
10. 5GNR n41/n77/n78 supports HPUE, HPUE power and SAR testing performed separately.
11. 5GNR n41/n77/n78 HPUE with higher power, 5GNR n41/n77/n78 HPUE SAR can represent power class 3 level SAR.

<3GPP 38.101 MPR for EN-DC>

Table 6.2.2-1 Maximum power reduction (MPR) for power class 3

Modulation		MPR (dB)		
		Edge RB allocations	Outer RB allocations	Inner RB allocations
DFT-s-OFDM	Pi/2 BPSK	≤ 3.5[1]	≤ 1.2[1]	≤ 0.2[1]
		≤ 0.5[2]	≤ 0.5[2]	0[2]
	QPSK	≤ 1		0
	16 QAM	≤ 2		≤ 1
	64 QAM	≤ 2.5		
	256 QAM	≤ 4.5		
CP-OFDM	QPSK	≤ 3		≤ 1.5
	16 QAM	≤ 3		≤ 2
	64 QAM	≤ 3.5		
	256 QAM	≤ 6.5		

NOTE 1: Applicable for UE operating in TDD mode with Pi/2 BPSK modulation and UE indicates support for UE capability *powerBoosting-pi2BPSK* and if the IE *powerBoostPi2BPSK* is set to 1 and 40 % or less slots in radio frame are used for UL transmission for bands n40, n41, n77, n78 and n79. The reference power of 0 dB MPR is 26 dBm.

NOTE 2: Applicable for UE operating in FDD mode, or in TDD mode in bands other than n40, n41, n77, n78 and n79 with Pi/2 BPSK modulation and if the IE *powerBoostPi2BPSK* is set to 0 and if more than 40 % of slots in radio frame are used for UL transmission for bands n40, n41, n77, n78 and n79.

Table 6.2.2-2 Maximum power reduction (MPR) for power class 2

Modulation		MPR (dB)		
		Edge RB allocations	Outer RB allocations	Inner RB allocations
DFT-s-OFDM	Pi/2 BPSK	≤ 3.5	≤ 0.5	0
	QPSK	≤ 3.5	≤ 1	0
	16 QAM	≤ 3.5	≤ 2	≤ 1
	64 QAM	≤ 3.5	≤ 2.5	
	256 QAM	≤ 4.5		
CP-OFDM	QPSK	≤ 3.5	≤ 3	≤ 1.5
	16 QAM	≤ 3.5	≤ 3	≤ 2
	64 QAM	≤ 3.5		
	256 QAM	≤ 6.5		

<EN-DC combination>

ENDC	LTE TX	NR TX
DC_2A_n77A	Ant 2	Ant8
DC_66A_n77A	Ant2	Ant8
DC_66A_n78A	Ant2	Ant8
DC_2A_n66A	Ant2	Ant0
DC_66A_n5A	Ant2	Ant0
DC_2A_n5A	Ant2	Ant0
DC_2A_n71A	Ant2	Ant0
DC_30A_n5A	Ant2	Ant0
DC_66A_n2A	Ant2	Ant0
DC_66A_n71A	Ant2	Ant0
DC_5A_n78A	Ant0	Ant8
DC_12A_n78A	Ant0	Ant8
DC_7A_n78A	Ant6	Ant8
DC_12A_n2A	Ant0	Ant0
DC_12A_n66A	Ant0	Ant0
DC_13A_n2A	Ant0	Ant0
DC_13A_n66A	Ant0	Ant0
DC_14A_n2A	Ant0	Ant0
DC_14A_n66A	Ant0	Ant0
DC_5A_n2A	Ant0	Ant0
DC_5A_n66A	Ant0	Ant0
DC_2A_n41A	Ant2	Ant5
DC_66A_n41A	Ant2	Ant5
DC_14A_n30A	Ant0	Ant0
DC_71A_n66A	Ant0	Ant0
DC_7A_n5A	Ant6	Ant0
DC_2A_n78A	Ant2	Ant8
DC_7A_n71A	Ant6	Ant0
DC_12A_n25A	Ant 0	Ant0
DC_12A_n77A	Ant0	Ant8
DC_14A_n77A	Ant0	Ant8
DC_71A_n78A	Ant0	Ant8

NR UL MIMO Bands Configuration:

NR UL MIMO	TX Ant	TX Ant
FR1 n41	Ant5	Ant6
FR1 n48	Ant7	Ant8
FR1 n77	Ant7	Ant8
FR1 n78	Ant7	Ant8

<WLAN Conducted Power>

General Note:

1. Per KDB 248227 D01v02r02, SAR test reduction is determined according to 802.11 transmission mode configurations and certain exposure conditions with multiple test positions. In the 2.4 GHz band, separate SAR procedures are applied to DSSS and OFDM configurations to simplify DSSS test requirements. For OFDM, in both 2.4 and 5 GHz bands, an initial test configuration must be determined for each standalone and aggregated frequency band, according to the transmission mode configuration with the highest maximum output power specified for production units to perform SAR measurements. If the same highest maximum output power applies to different combinations of channel bandwidths, modulations and data rates, additional procedures are applied to determine which test configurations require SAR measurement. When applicable, an initial test position may be applied to reduce the number of SAR measurements required for next to the ear, UMPC mini-tablet or hotspot mode configurations with multiple test positions.
2. For 2.4 GHz 802.11b DSSS, either the initial test position procedure for multiple exposure test positions or the DSSS procedure for fixed exposure position is applied; these are mutually exclusive. For 2.4 GHz and 5 GHz OFDM configurations, the initial test configuration is applied to measure SAR using either the initial test position procedure for multiple exposure test position configurations or the initial test configuration procedures for fixed exposure test conditions. Based on the reported SAR of the measured configurations and maximum output power of the transmission mode configurations that are not included in the initial test configuration, the subsequent test configuration and initial test position procedures are applied to determine if SAR measurements are required for the remaining OFDM transmission configurations. In general, the number of test channels that require SAR measurement is minimized based on maximum output power measured for the test sample(s).
3. For OFDM transmission configurations in the 2.4 GHz and 5 GHz bands, When the same maximum power is specified for multiple transmission modes in a frequency band, the largest channel bandwidth, lowest order modulation, lowest data rate and lowest order 802.11a/g/n/ac mode is used for SAR measurement, on the highest measured output power channel for each frequency band.
4. DSSS and OFDM configurations are considered separately according to the required SAR procedures. SAR is measured in the initial test position using the 802.11 transmission mode configuration required by the DSSS procedure or initial test configuration and subsequent test configuration(s) according to the OFDM procedures.18 The initial test position procedure is described in the following:
   a. When the reported SAR of the initial test position is ≤ 0.4 W/kg, further SAR measurement is not required for the other test positions in that exposure configuration and 802.11 transmission mode combinations within the frequency band or aggregated band.
   b. When the reported SAR of the test position is > 0.4 W/kg, SAR is repeated for the 802.11 transmission mode configuration tested in the initial test position to measure the subsequent next closet/smallest test separation distance and maximum coupling test position on the highest maximum output power channel, until the report SAR is ≤ 0.8 W/kg or all required test position are tested.
   c. For all positions/configurations, when the reported SAR is > 0.8 W/kg, SAR is measured for these test positions/configurations on the subsequent next highest measured output power channel(s) until the reported SAR is ≤ 1.2 W/kg or all required channels are tested.
5. 802.11ax supports full tone size and partial tone size, after verification for the partial tone size mode power level will not higher than full tone size power level, so chose full tone power to be measured in this report.
6. The 2.4GHz/5GHz/6GHz WLAN can transmit in SISO and MIMO mode

<2.4GHz Bluetooth>

General Note:

1. For 2.4GHz Bluetooth SAR testing was selected 1Mbps, due to its highest average power.
2. The Bluetooth duty cycle are 76.91 % for as following figure, according to 2016 Oct. TCB workshop for Bluetooth SAR scaling need further consideration and the maximum duty cycle is 83.3%, therefore the actual duty cycle will be scaled up to83.3% for Bluetooth reported SAR calculation

Bluetooth time-domain plot

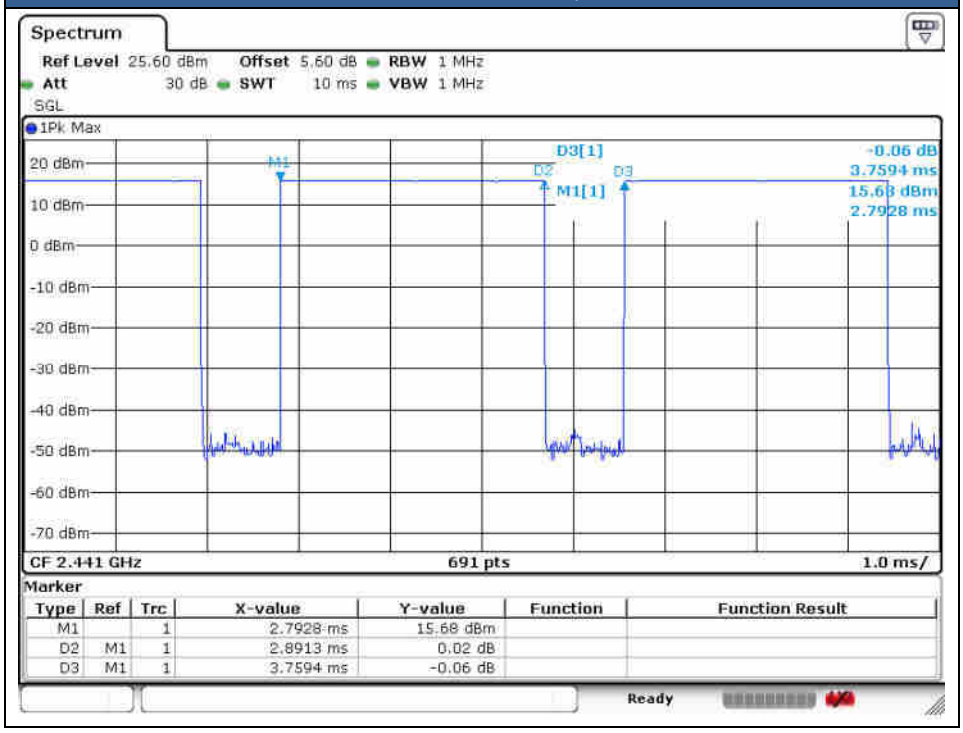

14. Antenna Location

The detailed antenna location information can refer to SAR Test Setup Photos.

15. SAR Test Results

General Note:

1. Per KDB 447498 D01v06, the reported SAR is the measured SAR value adjusted for maximum tune-up tolerance.
   a. Tune-up scaling Factor = tune-up limit power (mW) / EUT RF power (mW), where tune-up limit is the maximum rated power among all production units.
   b. For SAR testing of WLAN signal with non-100% duty cycle, the measured SAR is scaled-up by the duty cycle scaling factor which is equal to "1/(duty cycle)"
   c. For SAR testing of Bluetooth signal with 83.3% theoretical duty cycle, the measured SAR is scaled-up by the duty cycle scaling factor which is equal to "1/(duty cycle) *83.3%".
   d. For WWAN: Reported SAR(W/kg)= Measured SAR(W/kg)*Tune-up Scaling Factor
   e. For BT/WLAN: Reported SAR(W/kg)= Measured SAR(W/kg)* Duty Cycle scaling factor * Tune-up scaling factor
   f. For TDD LTE SAR measurement of power class 3, the duty cycle 1:1.59 (62.9 %) was used perform testing and considering the theoretical duty cycle of 63.3% for extended cyclic prefix in the uplink, and the theoretical duty cycle of 62.9% for normal cyclic prefix in uplink, a scaling factor of extended cyclic prefix 63.3%/62.9% = 1.006 is applied to scale-up the measured SAR result. The reported TDD LTE SAR (W/kg) = Measured SAR (W/kg)* Tune-up Scaling Factor* scaling factor for extended cyclic prefix.
   g. For TDD LTE SAR measurement of power class 2, the duty cycle 1:2.33 (42.9 %) was used perform testing and considering the theoretical duty cycle of 43.3% for extended cyclic prefix in the uplink, and the theoretical duty cycle of 42.9% for normal cyclic prefix in uplink, a scaling factor of extended cyclic prefix 43.3%/42.9% = 1.009 is applied to scale-up the measured SAR result. The reported TDD LTE SAR (W/kg) = measured SAR (W/kg)* Tune-up Scaling Factor* scaling factor for extended cyclic prefix.
2. Per KDB 447498 D01v06, for each exposure position, testing of other required channels within the operating mode of a frequency band is not required when the *reported* 1-g or 10-g SAR for the mid-band or highest output power channel is:
   - ≤ 0.8 W/kg or 2.0 W/kg, for 1-g or 10-g respectively, when the transmission band is ≤ 100 MHz
   - ≤ 0.6 W/kg or 1.5 W/kg, for 1-g or 10-g respectively, when the transmission band is between 100 MHz and 200 MHz
   - ≤ 0.4 W/kg or 1.0 W/kg, for 1-g or 10-g respectively, when the transmission band is ≥ 200 MHz
3. Per KDB 865664 D01v01r04, for each frequency band, repeated SAR measurement is required when the measured SAR is ≥ 0.8W/kg. Per KDB 865664 D01v01r04, if the extremity repeated SAR is necessary, the same procedures should be adapted for measurements according to extremity and occupational exposure limits by applying a factor of 2.5 for extremity exposure and a factor of 5 for occupational exposure to the corresponding SAR thresholds.
4. The device implements Proximity sensors/receiver detect mechanism/hotspot trigger reduced power for the power management for SAR compliance at different exposure conditions (head, body-worn, hotspot, extremity). It uses the receiver to indicate whether the user is making a call in head scenario or not. The selection between head and body power levels is based on the receiver detection mechanism. It can determine proximity to head or body and set the relevant power level for 2G&3G&4G&5G and Wi-Fi antennas accordingly. The device will invoke corresponding work scenarios power level, which are provided in the operational description. And the device will invoke corresponding work scenarios power level base on frequency bands/antennas, which can refer to power table at appendix E.
5. This device supports HPUE for LTE Band 38/41/42 with class 2 level, HPUE power has been measured separately. For HPUE power is higher than power class 3 but with lower duty cycle, the maximum average power for class 2 and class 3 is almost the same, so we chose power class 3 full SAR testing and power class 2 verify the worst case of power class 3 SAR.
6. 5GNR n41/n77/n78 supports HPUE, HPUE power and SAR testing performed separately.
7. 5GNR n41/n77/n78 HPUE with higher power, 5GNR n41/n77/n78 HPUE SAR can represent power class 3 level SAR.
8. 5GNR n41/n48/n77/n78 supports UL MIMO.
9. For 5G NR test, using FTM (Factory Test Mode) to perform SAR with default 100% transmission.
10. NSA and SA mode should perform SAR separately. For the maximum power of NSA mode is the same as SA total power level, so SA SAR can represent NSA mode SAR.
11. 5GNR NSA mode, the power level is the same as 5GNR SA mode, so 5GNR NSA mode and SA mode power table only show one time.
12. 5G NR supports CP-OFDM and DFT-s-OFDM modulation, for DFT-s-OFDM power is higher than CP-OFDM, so only show DFT-s-OFDM power table and chose DFT-s-OFDM to perform SAR testing.
13. For DFT-s-OFDM and CP-OFDM output power measurement reduction, according to 38.101 maximum power reduction for the CP-OFDM mode will not higher than DFT-s-OFDM mode, therefore, CP-OFDM measurement is unnecessary.

14. This device supports 5GNR FR1 bands, including NSA mode and SA mode. NSA and SA mode performed SAR separately.
15. For 5GNR EN-DC mode, standalone SAR performed for 5GNR NSA band with the maximum power, EN-DC SAR summed EN-DC mode 5GNR standalone SAR and LTE standalone SAR, the result of EN-DC SAR is more conservatively.
16. Per KDB648474 D04v01r03, for smart phones with a display diagonal dimension > 15.0 cm or an overall diagonal dimension > 16.0 cm, when hotspot mode applies, 10-g extremity SAR is required only for the surfaces and edges with hotspot mode 1-g reported SAR > 1.2 W/kg, however, when power reduction applies to hotspot mode the measured SAR must be scaled to the maximum output power, including tolerance, allowed for phablet modes to compare with the 1.2 W/kg SAR test reduction threshold.
    a. For this device SAR for WWAN transmitter scaled to maximum output power mode for product specific 10g SAR is higher than 1.2W/kg of GSM1900, WCDMA Band II, LTE Band 2/4/7/25/66/38/41, 5GNR n2/n25/n38/n41/n77/n78, therefore product specific 10g SAR is necessary.
    b. WLAN 5.3/5.5GHz tested the product specific 10g SAR since it has no hotspot mode.
    c. When 10-g product specific 10g SAR is considered, SAR thresholds is specified in the procedures for SAR test reduction and exclusion should be multiplied by 2.5.
17. For distance SAR and non-distance SAR always chose higher SAR to do co-located analysis.
18. Bluetooth LE Max output power is 6.0dBm at switch OFF state on this device and smaller than normal state, so normal state SAR can represent switch OFF state SAR. Bluetooth LE is to ensure it sends beacons and beep when the device is switch OFF and cannot be transmitted simultaneously with other wireless modes.
19. LTE band 2/66/7 support different PAs for some antennas, the maximum power of Main PA is higher than and very close to the other PA, in addition, LTE bands support Other PA only under ENDC & UL CA. For RF exposure, we choose the main PA and other PA to perform full SAR tested to ensure the RF exposure is compliance.
20. For WLAN 2.4GHz/5GHz/6GHz/BT Body-worn (Front/Back) always chose higher SAR between 15mm Simultaneous transmission SAR and sensor off distance SAR with WWAN Bands to do co-located analysis.

GSM Note:

1. Per KDB 941225 D01v03r01, for SAR test reduction for GSM / GPRS / EDGE modes is determined by the source-based time-averaged output power including tune-up tolerance. The mode with highest specified time-averaged output power should be tested for SAR compliance in the applicable exposure conditions. For modes with the same specified maximum output power and tolerance, the higher number time-slot configuration should be tested.
2. Other configurations of GSM / GPRS / EDGE are considered as secondary modes. The 3G SAR test reduction procedure is applied, when the maximum output power and tune-up tolerance specified for production units in a secondary mode is ≤ ¼ dB higher than the primary mode, SAR measurement is not required for the secondary mode.

WCDMA Note:

1. Per KDB 941225 D01v03r01, for SAR testing is measured using a 12.2 kbps RMC with TPC bits configured to all “1’s”.
2. Per KDB 941225 D01v03r01, RMC 12.2kbps setting is used to evaluate SAR. The maximum output power and tune-up tolerance specified for production units in HSDPA / HSUPA is ≤ ¼ dB higher than RMC 12.2Kbps or when the highest reported SAR of the RMC12.2Kbps is scaled by the ratio of specified maximum output power and tune-up tolerance of HSDPA / HSUPA to RMC12.2Kbps and the adjusted SAR is ≤ 1.2 W/kg, SAR measurement is not required for HSDPA / HSUPA, and according to the following RF output power, the output power results of the secondary modes (HSDPA / HSUPA) are less than ¼ dB higher than the primary modes; therefore, SAR measurement is not required for HSDPA / HSUPA.

LTE Note:

1. Per KDB 941225 D05v02r05, start with the largest channel bandwidth and measure SAR for QPSK with 1 RB allocation, using the RB offset and required test channel combination with the highest maximum output power for RB offsets at the upper edge, middle and lower edge of each required test channel.
2. Per KDB 941225 D05v02r05, 50% RB allocation for QPSK SAR testing follows 1RB QPSK allocation procedure.
3. Per KDB 941225 D05v02r05, for QPSK with 100% RB allocation, SAR is not required when the highest maximum output power for 100 % RB allocation is less than the highest maximum output power in 50% and 1 RB allocations and the highest reported SAR for 1 RB and 50% RB allocation are ≤ 0.8 W/kg. Otherwise, SAR is measured for the highest output power channel; and if the reported SAR is > 1.45 W/kg, the remaining required test channels must also be tested.
4. Per KDB 941225 D05v02r05, 16QAM/64QAM/256QAM output power for each RB allocation configuration is > not ½ dB higher than the same configuration in QPSK and the reported SAR for the QPSK configuration is ≤ 1.45 W/kg; Per KDB 941225 D05v02r05, 16QAM/64QAM/256QAM SAR testing is not required.
5. Per KDB 941225 D05v02r05, smaller bandwidth output power for each RB allocation configuration is > not ½ dB higher

than the same configuration in the largest supported bandwidth, and the reported SAR for the largest supported bandwidth is ≤ 1.45 W/kg; Per KDB 941225 D05v02r05, smaller bandwidth SAR testing is not required.

6. For LTE B4 / B5 / B12 / B17 / B26 / B38 / B71 the maximum bandwidth does not support three non-overlapping channels, per KDB 941225 D05v02r05, when a device supports overlapping channel assignment in a channel bandwidth configuration, the middle channel of the group of overlapping channels should be selected for testing.
7. LTE B2 / B4 / B5 / B38 / B42&43 SAR test was covered by LTE B25 / B66 / B26 / B41 / B48; according to April 2015 TCB workshop, SAR test for overlapping LTE bands can be reduced if
   a. the maximum output power, including tolerance, for the smaller band is ≤ the larger band to qualify for the SAR test exclusion
   b. the channel bandwidth and other operating parameters for the smaller band are fully supported by the larger band

5G NR Note:

1. For 5G NR test procedure was following step similar FCC KDB 941225 D05:
   a. SAR testing start with the largest channel bandwidth and measure SAR for QPSK with 1 RB allocation, using the RB offset and required test channel combination with the highest maximum output power for RB offsets at the upper edge, middle and lower edge of each required test channel.
   b. 50% RB allocation for QPSK SAR testing follows 1RB QPSK allocation procedure
   c. QPSK with 100% RB allocation, SAR is not required when the highest maximum output power for 100 % RB allocation is less than the highest maximum output power in 50% and 1 RB allocations and the highest reported SAR for 1 RB and 50% RB allocation are ≤ 0.8 W/kg. Otherwise, SAR is measured for the highest output power channel; and if the reported SAR is > 1.45 W/kg, the remaining required test channels must also be tested.
   d. PI/2 BPSK/16QAM/64QAM/256QAM output powers according to 3GPP MPR will not ½ dB higher than the same configuration in QPSK, also reported SAR for the QPSK configuration is less than 1.45 W/kg, PI/2 BPSK /16QAM/64QAM/256QAM SAR testing are not required.
   e. Smaller bandwidth output power for each RB allocation configuration for this device will not ½ dB higher than the same configuration in the largest supported bandwidth, and the reported SAR for the largest supported bandwidth is ≤ 1.45 W/kg, smaller bandwidth SAR testing is not required for this device
   f. For 5G FR1 n5/n7/n12/n25/n66/n71/n38/n41/n77 the maximum bandwidth does not support three non-overlapping channels, when a device supports overlapping channel assignment in a channel bandwidth configuration, the middle channel of the group of overlapping channels should be selected for testing.

WLAN/Bluetooth Note:

1. Per KDB 248227 D01v02r02, for 2.4GHz 802.11g/n SAR testing is not required when the highest reported SAR for DSSS is adjusted by the ratio of OFDM to DSSS specified maximum output power and the adjusted SAR is ≤ 1.2 W/kg.
2. Per KDB 248227 D01v02r02, U-NII-1 SAR testing is not required when the U-NII-2A band highest reported SAR for a test configuration is ≤ 1.2 W/kg, SAR is not required for U-NII-1 band.
3. When the reported SAR of the test position is > 0.4 W/kg, SAR is repeated for the 802.11 transmission mode configuration tested in the initial test position to measure the subsequent next closet/smallest test separation distance and maximum coupling test position on the highest maximum output power channel, until the report SAR is ≤ 0.8 W/kg or all required test position are tested.
4. For all positions / configurations, when the reported SAR is > 0.8 W/kg, SAR is measured for these test positions / configurations on the subsequent next highest measured output power channel(s) until the reported SAR is ≤ 1.2 W/kg or all required channels are tested.
5. During SAR testing the WLAN transmission was verified using a spectrum analyzer.
6. 802.11ax supports full tone size and partial tone size, after verification for the partial tone size mode power level will not higher than full tone size power level, so chose full tone power to be measured in this report.
7. The 2.4GHz/5GHz/6GHz WLAN can transmit in SISO/MIMO antenna mode.

15.1 Head SAR

Plot No.	Band	BW (MHz)	Modulation	RB Size	RB offset	Mode	Test Position	Gap (mm)	Antenna	Power Reduction	Ch.	Freq. (MHz)	Average Power (dBm)	Tune-Up Limit (dBm)	Tune-up Scaling Factor	Duty Cycle %	Duty Cycle Scaling Factor	Power Drift (dB)	Measured 1g SAR (W/kg)	Reported 1g SAR (W/kg)
								750MHz												
	LTE Band 12	10M	QPSK	1	0	-	Right Cheek	0mm	Ant 0	Full	23095	707.5	22.77	24.00	1.327	-	-	0.06	0.100	0.133
	LTE Band 12	10M	QPSK	25	0	-	Right Cheek	0mm	Ant 0	Full	23095	707.5	21.80	23.00	1.318	-	-	0.03	0.083	0.109
	LTE Band 12	10M	QPSK	1	0	-	Right Tilted	0mm	Ant 0	Full	23095	707.5	22.77	24.00	1.327	-	-	-0.19	0.064	0.085
	LTE Band 12	10M	QPSK	25	0	-	Right Tilted	0mm	Ant 0	Full	23095	707.5	21.80	23.00	1.318	-	-	0.06	0.002	0.003
	LTE Band 12	10M	QPSK	1	0	-	Left Cheek	0mm	Ant 0	Full	23095	707.5	22.77	24.00	1.327	-	-	-0.09	0.142	0.188
	LTE Band 12	10M	QPSK	1	0	-	Left Cheek	0mm	Ant 0	Full	23060	704	22.65	24.00	1.365	-	-	-0.06	0.130	0.177
	LTE Band 12	10M	QPSK	1	0	-	Left Cheek	0mm	Ant 0	Full	23130	711	22.75	24.00	1.334	-	-	-0.04	0.134	0.179
	LTE Band 12	10M	QPSK	25	0	-	Left Cheek	0mm	Ant 0	Full	23095	707.5	21.80	23.00	1.318	-	-	0.08	0.118	0.156
	LTE Band 12	10M	QPSK	1	0	-	Left Tilted	0mm	Ant 0	Full	23095	707.5	22.77	24.00	1.327	-	-	-0.12	0.067	0.089
	LTE Band 12	10M	QPSK	25	0	-	Left Tilted	0mm	Ant 0	Full	23095	707.5	21.80	23.00	1.318	-	-	-0.02	0.002	0.003
01	LTE Band 12	10M	QPSK	1	0	-	Right Cheek	0mm	Ant 1	Full	23095	707.5	22.79	24.00	1.321	-	-	-0.05	0.544	**0.719**
	LTE Band 12	10M	QPSK	1	0	-	Right Cheek	0mm	Ant 1	Full	23060	704	22.62	24.00	1.374	-	-	-0.06	0.489	0.672
	LTE Band 12	10M	QPSK	1	0	-	Right Cheek	0mm	Ant 1	Full	23130	711	22.68	24.00	1.355	-	-	-0.04	0.513	0.695
	LTE Band 12	10M	QPSK	25	0	-	Right Cheek	0mm	Ant 1	Full	23095	707.5	21.72	23.00	1.343	-	-	-0.13	0.441	0.592
	LTE Band 12	10M	QPSK	1	0	-	Right Tilted	0mm	Ant 1	Full	23095	707.5	22.79	24.00	1.321	-	-	0.14	0.422	0.558
	LTE Band 12	10M	QPSK	25	0	-	Right Tilted	0mm	Ant 1	Full	23095	707.5	21.72	23.00	1.343	-	-	0.07	0.338	0.454
	LTE Band 12	10M	QPSK	1	0	-	Left Cheek	0mm	Ant 1	Full	23095	707.5	22.79	24.00	1.321	-	-	-0.07	0.477	0.630
	LTE Band 12	10M	QPSK	25	0	-	Left Cheek	0mm	Ant 1	Full	23095	707.5	21.72	23.00	1.343	-	-	-0.17	0.389	0.522
	LTE Band 12	10M	QPSK	1	0	-	Left Tilted	0mm	Ant 1	Full	23095	707.5	22.79	24.00	1.321	-	-	0.11	0.371	0.490
	LTE Band 12	10M	QPSK	25	0	-	Left Tilted	0mm	Ant 1	Full	23095	707.5	21.72	23.00	1.343	-	-	0.1	0.295	0.396
	LTE Band 17	10M	QPSK	1	0	-	Right Cheek	0mm	Ant 0	Full	23790	710	23.57	24.00	1.104	-	-	-0.15	0.123	0.136
	LTE Band 17	10M	QPSK	25	0	-	Right Cheek	0mm	Ant 0	Full	23790	710	22.46	23.00	1.132	-	-	0.02	0.102	0.116
	LTE Band 17	10M	QPSK	1	0	-	Right Tilted	0mm	Ant 0	Full	23790	710	23.57	24.00	1.104	-	-	-0.01	0.079	0.087
	LTE Band 17	10M	QPSK	25	0	-	Right Tilted	0mm	Ant 0	Full	23790	710	22.46	23.00	1.132	-	-	-0.01	0.004	0.005
	LTE Band 17	10M	QPSK	1	0	-	Left Cheek	0mm	Ant 0	Full	23790	710	23.57	24.00	1.104	-	-	0.01	0.174	0.192
	LTE Band 17	10M	QPSK	1	0	-	Left Cheek	0mm	Ant 0	Full	23780	709	23.42	24.00	1.143	-	-	0.02	0.159	0.182
	LTE Band 17	10M	QPSK	1	0	-	Left Cheek	0mm	Ant 0	Full	23800	711	23.54	24.00	1.112	-	-	-0.02	0.164	0.182
	LTE Band 17	10M	QPSK	25	0	-	Left Cheek	0mm	Ant 0	Full	23790	710	22.46	23.00	1.132	-	-	-0.04	0.144	0.163
	LTE Band 17	10M	QPSK	1	0	-	Left Tilted	0mm	Ant 0	Full	23790	710	23.57	24.00	1.104	-	-	0.03	0.082	0.091
	LTE Band 17	10M	QPSK	25	0	-	Left Tilted	0mm	Ant 0	Full	23790	710	22.46	23.00	1.132	-	-	-0.06	0.002	0.002
02	LTE Band 17	10M	QPSK	1	0	-	Right Cheek	0mm	Ant 1	Full	23790	710	23.73	25.00	1.340	-	-	0.05	0.685	**0.918**
	LTE Band 17	10M	QPSK	1	0	-	Right Cheek	0mm	Ant 1	Full	23780	709	23.57	25.00	1.390	-	-	0.02	0.653	0.908
	LTE Band 17	10M	QPSK	1	0	-	Right Cheek	0mm	Ant 1	Full	23800	711	23.62	25.00	1.374	-	-	-0.02	0.654	0.899
	LTE Band 17	10M	QPSK	25	0	-	Right Cheek	0mm	Ant 1	Full	23790	710	22.65	24.00	1.365	-	-	0.01	0.555	0.757
	LTE Band 17	10M	QPSK	50	0	-	Right Cheek	0mm	Ant 1	Full	23790	710	22.58	24.00	1.387	-	-	0.06	0.536	0.743
	LTE Band 17	10M	QPSK	1	0	-	Right Tilted	0mm	Ant 1	Full	23790	710	23.73	25.00	1.340	-	-	0.09	0.532	0.713
	LTE Band 17	10M	QPSK	25	0	-	Right Tilted	0mm	Ant 1	Full	23790	710	22.65	24.00	1.365	-	-	0.05	0.425	0.580
	LTE Band 17	10M	QPSK	1	0	-	Left Cheek	0mm	Ant 1	Full	23790	710	23.73	25.00	1.340	-	-	0.02	0.591	0.792
	LTE Band 17	10M	QPSK	25	0	-	Left Cheek	0mm	Ant 1	Full	23790	710	22.65	24.00	1.365	-	-	0.08	0.490	0.669
	LTE Band 17	10M	QPSK	1	0	-	Left Tilted	0mm	Ant 1	Full	23790	710	23.73	25.00	1.340	-	-	0.03	0.468	0.627
	LTE Band 17	10M	QPSK	25	0	-	Left Tilted	0mm	Ant 1	Full	23790	710	22.65	24.00	1.365	-	-	0.05	0.372	0.508
	LTE Band 13	10M	QPSK	1	0	-	Right Cheek	0mm	Ant 0	Full	23230	782	23.14	24.00	1.219	-	-	0.08	0.165	0.201
	LTE Band 13	10M	QPSK	25	0	-	Right Cheek	0mm	Ant 0	Full	23230	782	22.25	23.00	1.189	-	-	0.02	0.133	0.158
	LTE Band 13	10M	QPSK	1	0	-	Right Tilted	0mm	Ant 0	Full	23230	782	23.14	24.00	1.219	-	-	-0.09	0.116	0.141
	LTE Band 13	10M	QPSK	25	0	-	Right Tilted	0mm	Ant 0	Full	23230	782	22.25	23.00	1.189	-	-	0.02	0.091	0.108
	LTE Band 13	10M	QPSK	1	0	-	Left Cheek	0mm	Ant 0	Full	23230	782	23.14	24.00	1.219	-	-	-0.03	0.230	0.280
	LTE Band 13	10M	QPSK	25	0	-	Left Cheek	0mm	Ant 0	Full	23230	782	22.25	23.00	1.189	-	-	0.01	0.194	0.231
	LTE Band 13	10M	QPSK	1	0	-	Left Tilted	0mm	Ant 0	Full	23230	782	23.14	24.00	1.219	-	-	0.18	0.132	0.161
	LTE Band 13	10M	QPSK	25	0	-	Left Tilted	0mm	Ant 0	Full	23230	782	22.25	23.00	1.189	-	-	0.01	0.105	0.125

03	LTE Band 13	10M	QPSK	1	0	-	Right Cheek	0mm	Ant 1	Full	23230	782	23.12	24.00	1.225	-	-	0.02	0.468	**0.573**
	LTE Band 13	10M	QPSK	25	0	-	Right Cheek	0mm	Ant 1	Full	23230	782	22.12	23.00	1.225	-	-	-0.13	0.389	0.476
	LTE Band 13	10M	QPSK	1	0	-	Right Tilted	0mm	Ant 1	Full	23230	782	23.12	24.00	1.225	-	-	0.16	0.355	0.435
	LTE Band 13	10M	QPSK	25	0	-	Right Tilted	0mm	Ant 1	Full	23230	782	22.12	23.00	1.225	-	-	-0.16	0.280	0.343
	LTE Band 13	10M	QPSK	1	0	-	Left Cheek	0mm	Ant 1	Full	23230	782	23.12	24.00	1.225	-	-	-0.06	0.370	0.453
	LTE Band 13	10M	QPSK	25	0	-	Left Cheek	0mm	Ant 1	Full	23230	782	22.12	23.00	1.225	-	-	-0.11	0.303	0.371
	LTE Band 13	10M	QPSK	1	0	-	Left Tilted	0mm	Ant 1	Full	23230	782	23.12	24.00	1.225	-	-	0.01	0.291	0.356
	LTE Band 13	10M	QPSK	25	0	-	Left Tilted	0mm	Ant 1	Full	23230	782	22.12	23.00	1.225	-	-	-0.15	0.234	0.287
	LTE Band 14	10M	QPSK	1	0	-	Right Cheek	0mm	Ant 0	Full	23330	793	22.91	24.00	1.285	-	-	-0.13	0.132	0.170
	LTE Band 14	10M	QPSK	25	0	-	Right Cheek	0mm	Ant 0	Full	23330	793	21.94	23.00	1.276	-	-	0.05	0.106	0.135
	LTE Band 14	10M	QPSK	1	0	-	Right Tilted	0mm	Ant 0	Full	23330	793	22.91	24.00	1.285	-	-	0.15	0.098	0.126
	LTE Band 14	10M	QPSK	25	0	-	Right Tilted	0mm	Ant 0	Full	23330	793	21.94	23.00	1.276	-	-	-0.03	0.081	0.103
	LTE Band 14	10M	QPSK	1	0	-	Left Cheek	0mm	Ant 0	Full	23330	793	22.91	24.00	1.285	-	-	-0.09	0.198	0.254
	LTE Band 14	10M	QPSK	25	0	-	Left Cheek	0mm	Ant 0	Full	23330	793	21.94	23.00	1.276	-	-	0.1	0.160	0.204
	LTE Band 14	10M	QPSK	1	0	-	Left Tilted	0mm	Ant 0	Full	23330	793	22.91	24.00	1.285	-	-	0.02	0.109	0.140
	LTE Band 14	10M	QPSK	25	0	-	Left Tilted	0mm	Ant 0	Full	23330	793	21.94	23.00	1.276	-	-	0.18	0.088	0.112
04	LTE Band 14	10M	QPSK	1	0	-	Right Cheek	0mm	Ant 1	Full	23330	793	22.62	24.00	1.374	-	-	0.04	0.392	**0.539**
	LTE Band 14	10M	QPSK	25	0	-	Right Cheek	0mm	Ant 1	Full	23330	793	21.61	23.00	1.377	-	-	0.08	0.317	0.437
	LTE Band 14	10M	QPSK	1	0	-	Right Tilted	0mm	Ant 1	Full	23330	793	22.62	24.00	1.374	-	-	0.02	0.294	0.404
	LTE Band 14	10M	QPSK	25	0	-	Right Tilted	0mm	Ant 1	Full	23330	793	21.61	23.00	1.377	-	-	0.12	0.239	0.329
	LTE Band 14	10M	QPSK	1	0	-	Left Cheek	0mm	Ant 1	Full	23330	793	22.62	24.00	1.374	-	-	0.15	0.308	0.423
	LTE Band 14	10M	QPSK	25	0	-	Left Cheek	0mm	Ant 1	Full	23330	793	21.61	23.00	1.377	-	-	-0.06	0.244	0.336
	LTE Band 14	10M	QPSK	1	0	-	Left Tilted	0mm	Ant 1	Full	23330	793	22.62	24.00	1.374	-	-	-0.13	0.237	0.326
	LTE Band 14	10M	QPSK	25	0	-	Left Tilted	0mm	Ant 1	Full	23330	793	21.61	23.00	1.377	-	-	0.08	0.192	0.264
	LTE Band 71	20M	QPSK	1	0	-	Right Cheek	0mm	Ant 0	Full	133322	683	22.42	24.00	1.439	-	-	-0.07	0.083	0.119
	LTE Band 71	20M	QPSK	50	0	-	Right Cheek	0mm	Ant 0	Full	133322	683	21.44	23.00	1.432	-	-	-0.14	0.070	0.100
	LTE Band 71	20M	QPSK	1	0	-	Right Tilted	0mm	Ant 0	Full	133322	683	22.42	24.00	1.439	-	-	-0.01	0.049	0.071
	LTE Band 71	20M	QPSK	50	0	-	Right Tilted	0mm	Ant 0	Full	133322	683	21.44	23.00	1.432	-	-	-0.04	0.003	0.004
	LTE Band 71	20M	QPSK	1	0	-	Left Cheek	0mm	Ant 0	Full	133322	683	22.42	24.00	1.439	-	-	-0.09	0.115	0.165
	LTE Band 71	20M	QPSK	1	0	-	Left Cheek	0mm	Ant 0	Full	133222	673	22.30	24.00	1.479	-	-	-0.05	0.098	0.145
	LTE Band 71	20M	QPSK	1	0	-	Left Cheek	0mm	Ant 0	Full	133372	688	22.32	24.00	1.472	-	-	-0.03	0.105	0.155
	LTE Band 71	20M	QPSK	50	0	-	Left Cheek	0mm	Ant 0	Full	133322	683	21.44	23.00	1.432	-	-	0.04	0.093	0.133
	LTE Band 71	20M	QPSK	1	0	-	Left Tilted	0mm	Ant 0	Full	133322	683	22.42	24.00	1.439	-	-	0.17	0.055	0.079
	LTE Band 71	20M	QPSK	50	0	-	Left Tilted	0mm	Ant 0	Full	133322	683	21.44	23.00	1.432	-	-	0.08	0.046	0.066
05	LTE Band 71	20M	QPSK	1	0	-	Right Cheek	0mm	Ant 1	Full	133322	683	22.48	24.00	1.419	-	-	0.01	0.284	**0.403**
	LTE Band 71	20M	QPSK	1	0	-	Right Cheek	0mm	Ant 1	Full	133222	673	22.46	24.00	1.426	-	-	-0.05	0.259	0.369
	LTE Band 71	20M	QPSK	1	0	-	Right Cheek	0mm	Ant 1	Full	133372	688	22.38	24.00	1.452	-	-	-0.03	0.267	0.388
	LTE Band 71	20M	QPSK	50	0	-	Right Cheek	0mm	Ant 1	Full	133322	683	21.54	23.00	1.400	-	-	0.07	0.231	0.323
	LTE Band 71	20M	QPSK	1	0	-	Right Tilted	0mm	Ant 1	Full	133322	683	22.48	24.00	1.419	-	-	0.02	0.227	0.322
	LTE Band 71	20M	QPSK	50	0	-	Right Tilted	0mm	Ant 1	Full	133322	683	21.54	23.00	1.400	-	-	0.07	0.186	0.260
	LTE Band 71	20M	QPSK	1	0	-	Left Cheek	0mm	Ant 1	Full	133322	683	22.48	24.00	1.419	-	-	0.07	0.248	0.352
	LTE Band 71	20M	QPSK	50	0	-	Left Cheek	0mm	Ant 1	Full	133322	683	21.54	23.00	1.400	-	-	0.07	0.203	0.284
	LTE Band 71	20M	QPSK	1	0	-	Left Tilted	0mm	Ant 1	Full	133322	683	22.48	24.00	1.419	-	-	-0.18	0.198	0.281
	LTE Band 71	20M	QPSK	50	0	-	Left Tilted	0mm	Ant 1	Full	133322	683	21.54	23.00	1.400	-	-	0.06	0.160	0.224
	FR1 n12	15M	QPSK	1	1	DFT-SCS-15KHz	Right Cheek	0mm	Ant 0	Full	141500	707.5	23.09	24.00	1.233	-	-	0.12	0.143	0.176
	FR1 n12	15M	QPSK	36	22	DFT-SCS-15KHz	Right Cheek	0mm	Ant 0	Full	141500	707.5	23.07	24.00	1.239	-	-	0.01	0.182	0.225
	FR1 n12	15M	QPSK	1	1	DFT-SCS-15KHz	Right Tilted	0mm	Ant 0	Full	141500	707.5	23.09	24.00	1.233	-	-	0.16	0.078	0.096
	FR1 n12	15M	QPSK	36	22	DFT-SCS-15KHz	Right Tilted	0mm	Ant 0	Full	141500	707.5	23.07	24.00	1.239	-	-	0.07	0.104	0.129
	FR1 n12	15M	QPSK	1	1	DFT-SCS-15KHz	Left Cheek	0mm	Ant 0	Full	141500	707.5	23.09	24.00	1.233	-	-	-0.05	0.201	0.248
	FR1 n12	15M	QPSK	36	22	DFT-SCS-15KHz	Left Cheek	0mm	Ant 0	Full	141500	707.5	23.07	24.00	1.239	-	-	0.04	0.246	0.305
	FR1 n12	15M	QPSK	36	22	DFT-SCS-15KHz	Left Cheek	0mm	Ant 0	Full	141300	706.5	23.01	24.00	1.256	-	-	0.02	0.238	0.299
	FR1 n12	15M	QPSK	36	22	DFT-SCS-15KHz	Left Cheek	0mm	Ant 0	Full	141700	708.5	22.94	24.00	1.276	-	-	-0.01	0.235	0.300
	FR1 n12	15M	QPSK	1	1	DFT-SCS-15KHz	Left Tilted	0mm	Ant 0	Full	141500	707.5	23.09	24.00	1.233	-	-	0.09	0.086	0.106
	FR1 n12	15M	QPSK	36	22	DFT-SCS-15KHz	Left Tilted	0mm	Ant 0	Full	141500	707.5	23.07	24.00	1.239	-	-	-0.11	0.102	0.126
06	FR1 n12	15M	QPSK	1	1	DFT-SCS-15KHz	Right Cheek	0mm	Ant 1	Full	141500	707.5	22.14	23.00	1.219	-	-	0.01	0.632	**0.770**
	FR1 n12	15M	QPSK	1	1	DFT-SCS-15KHz	Right Cheek	0mm	Ant 1	Full	141300	706.5	22.13	23.00	1.222	-	-	-0.02	0.621	0.759

	FR1 n12	15M	QPSK	1	1	DFT-SCS-15KHz	Right Cheek	0mm	Ant 1	Full	141700	708.5	22.09	23.00	1.233	-	-	-0.03	0.622	0.767
	FR1 n12	15M	QPSK	36	22	DFT-SCS-15KHz	Right Cheek	0mm	Ant 1	Full	141500	707.5	22.06	23.00	1.242	-	-	-0.09	0.544	0.675
	FR1 n12	15M	QPSK	1	1	DFT-SCS-15KHz	Right Tilted	0mm	Ant 1	Full	141500	707.5	22.14	23.00	1.219	-	-	0.15	0.412	0.502
	FR1 n12	15M	QPSK	36	22	DFT-SCS-15KHz	Right Tilted	0mm	Ant 1	Full	141500	707.5	22.06	23.00	1.242	-	-	-0.06	0.356	0.442
	FR1 n12	15M	QPSK	1	1	DFT-SCS-15KHz	Left Cheek	0mm	Ant 1	Full	141500	707.5	22.14	23.00	1.219	-	-	0.05	0.445	0.542
	FR1 n12	15M	QPSK	36	22	DFT-SCS-15KHz	Left Cheek	0mm	Ant 1	Full	141500	707.5	22.06	23.00	1.242	-	-	0.14	0.379	0.471
	FR1 n12	15M	QPSK	1	1	DFT-SCS-15KHz	Left Tilted	0mm	Ant 1	Full	141500	707.5	22.14	23.00	1.219	-	-	-0.09	0.307	0.374
	FR1 n12	15M	QPSK	36	22	DFT-SCS-15KHz	Left Tilted	0mm	Ant 1	Full	141500	707.5	22.06	23.00	1.242	-	-	0.05	0.272	0.338
	FR1 n14	10M	QPSK	1	1	DFT-SCS-15KHz	Right Cheek	0mm	Ant 0	Full	158600	793	23.09	24.00	1.233	-	-	-0.12	0.080	0.099
	FR1 n14	10M	QPSK	25	14	DFT-SCS-15KHz	Right Cheek	0mm	Ant 0	Full	158600	793	23.03	24.00	1.250	-	-	0.02	0.070	0.088
	FR1 n14	10M	QPSK	1	1	DFT-SCS-15KHz	Right Tilted	0mm	Ant 0	Full	158600	793	23.09	24.00	1.233	-	-	0.02	0.059	0.073
	FR1 n14	10M	QPSK	25	14	DFT-SCS-15KHz	Right Tilted	0mm	Ant 0	Full	158600	793	23.03	24.00	1.250	-	-	0.13	0.052	0.065
	FR1 n14	10M	QPSK	1	1	DFT-SCS-15KHz	Left Cheek	0mm	Ant 0	Full	158600	793	23.09	24.00	1.233	-	-	0.04	0.126	0.155
	FR1 n14	10M	QPSK	25	14	DFT-SCS-15KHz	Left Cheek	0mm	Ant 0	Full	158600	793	23.03	24.00	1.250	-	-	0.05	0.115	0.144
	FR1 n14	10M	QPSK	1	1	DFT-SCS-15KHz	Left Tilted	0mm	Ant 0	Full	158600	793	23.09	24.00	1.233	-	-	0.05	0.063	0.078
	FR1 n14	10M	QPSK	25	14	DFT-SCS-15KHz	Left Tilted	0mm	Ant 0	Full	158600	793	23.03	24.00	1.250	-	-	0.03	0.056	0.070
07	FR1 n14	10M	QPSK	1	1	DFT-SCS-15KHz	Right Cheek	0mm	Ant 1	Full	158600	793	21.42	23.00	1.439	-	-	0.02	0.787	**1.132**
	FR1 n14	10M	QPSK	25	14	DFT-SCS-15KHz	Right Cheek	0mm	Ant 1	Full	158600	793	21.36	23.00	1.459	-	-	0.05	0.756	1.103
	FR1 n14	10M	QPSK	50	0	DFT-SCS-15KHz	Right Cheek	0mm	Ant 1	Full	158600	793	20.40	22.00	1.445	-	-	0.07	0.510	0.737
	FR1 n14	10M	QPSK	1	1	DFT-SCS-15KHz	Right Tilted	0mm	Ant 1	Full	158600	793	21.42	23.00	1.439	-	-	0.17	0.459	0.660
	FR1 n14	10M	QPSK	25	14	DFT-SCS-15KHz	Right Tilted	0mm	Ant 1	Full	158600	793	21.36	23.00	1.459	-	-	-0.11	0.417	0.608
	FR1 n14	10M	QPSK	1	1	DFT-SCS-15KHz	Left Cheek	0mm	Ant 1	Full	158600	793	21.42	23.00	1.439	-	-	0.04	0.605	0.870
	FR1 n14	10M	QPSK	25	14	DFT-SCS-15KHz	Left Cheek	0mm	Ant 1	Full	158600	793	21.36	23.00	1.459	-	-	0.17	0.589	0.859
	FR1 n14	10M	QPSK	50	0	DFT-SCS-15KHz	Left Cheek	0mm	Ant 1	Full	158600	793	20.40	22.00	1.445	-	-	0.02	0.421	0.609
	FR1 n14	10M	QPSK	1	1	DFT-SCS-15KHz	Left Tilted	0mm	Ant 1	Full	158600	793	21.42	23.00	1.439	-	-	-0.07	0.346	0.498
	FR1 n14	10M	QPSK	25	14	DFT-SCS-15KHz	Left Tilted	0mm	Ant 1	Full	158600	793	21.36	23.00	1.459	-	-	0.18	0.319	0.465
	FR1 n71	20M	QPSK	1	1	DFT-SCS-15KHz	Right Cheek	0mm	Ant 0	Full	136100	680.5	22.92	24.00	1.282	-	-	-0.08	0.198	0.254
	FR1 n71	20M	QPSK	50	28	DFT-SCS-15KHz	Right Cheek	0mm	Ant 0	Full	136100	680.5	22.88	24.00	1.294	-	-	-0.14	0.233	0.302
	FR1 n71	20M	QPSK	1	1	DFT-SCS-15KHz	Right Tilted	0mm	Ant 0	Full	136100	680.5	22.92	24.00	1.282	-	-	0.03	0.097	0.124
	FR1 n71	20M	QPSK	50	28	DFT-SCS-15KHz	Right Tilted	0mm	Ant 0	Full	136100	680.5	22.88	24.00	1.294	-	-	0.04	0.117	0.151
	FR1 n71	20M	QPSK	1	1	DFT-SCS-15KHz	Left Cheek	0mm	Ant 0	Full	136100	680.5	22.92	24.00	1.282	-	-	0.01	0.304	0.390
08	FR1 n71	20M	QPSK	50	28	DFT-SCS-15KHz	Left Cheek	0mm	Ant 0	Full	136100	680.5	22.88	24.00	1.294	-	-	0.09	0.316	**0.409**
	FR1 n71	20M	QPSK	50	28	DFT-SCS-15KHz	Left Cheek	0mm	Ant 0	Full	134600	673	22.83	24.00	1.309	-	-	0.06	0.309	0.405
	FR1 n71	20M	QPSK	50	28	DFT-SCS-15KHz	Left Cheek	0mm	Ant 0	Full	137600	688	22.79	24.00	1.321	-	-	0.01	0.306	0.404
	FR1 n71	20M	QPSK	1	1	DFT-SCS-15KHz	Left Tilted	0mm	Ant 0	Full	136100	680.5	22.92	24.00	1.282	-	-	0.18	0.123	0.158
	FR1 n71	20M	QPSK	50	28	DFT-SCS-15KHz	Left Tilted	0mm	Ant 0	Full	136100	680.5	22.88	24.00	1.294	-	-	-0.09	0.136	0.176
	FR1 n71	20M	QPSK	1	1	DFT-SCS-15KHz	Right Cheek	0mm	Ant 1	Full	136100	680.5	22.07	23.00	1.239	-	-	0.04	0.142	0.176
	FR1 n71	20M	QPSK	1	1	DFT-SCS-15KHz	Right Cheek	0mm	Ant 1	Full	134600	673	21.99	23.00	1.262	-	-	0.02	0.139	0.175
	FR1 n71	20M	QPSK	1	1	DFT-SCS-15KHz	Right Cheek	0mm	Ant 1	Full	137600	688	22.04	23.00	1.247	-	-	0.01	0.120	0.150
	FR1 n71	20M	QPSK	50	28	DFT-SCS-15KHz	Right Cheek	0mm	Ant 1	Full	136100	680.5	21.97	23.00	1.268	-	-	0.04	0.111	0.141
	FR1 n71	20M	QPSK	1	1	DFT-SCS-15KHz	Right Tilted	0mm	Ant 1	Full	136100	680.5	22.07	23.00	1.239	-	-	-0.08	0.099	0.123
	FR1 n71	20M	QPSK	50	28	DFT-SCS-15KHz	Right Tilted	0mm	Ant 1	Full	136100	680.5	21.97	23.00	1.268	-	-	-0.12	0.091	0.115
	FR1 n71	20M	QPSK	1	1	DFT-SCS-15KHz	Left Cheek	0mm	Ant 1	Full	136100	680.5	22.07	23.00	1.239	-	-	-0.15	0.097	0.120
	FR1 n71	20M	QPSK	50	28	DFT-SCS-15KHz	Left Cheek	0mm	Ant 1	Full	136100	680.5	21.97	23.00	1.268	-	-	0.08	0.096	0.122
	FR1 n71	20M	QPSK	1	1	DFT-SCS-15KHz	Left Tilted	0mm	Ant 1	Full	136100	680.5	22.07	23.00	1.239	-	-	0.1	0.067	0.083
	FR1 n71	20M	QPSK	50	28	DFT-SCS-15KHz	Left Tilted	0mm	Ant 1	Full	136100	680.5	21.97	23.00	1.268	-	-	0.06	0.080	0.101
							835MHz													
	GSM850	-	-	-	-	GPRS (3 Tx slots)	Right Cheek	0mm	Ant 0	Full	189	836.4	28.26	29.50	1.330	-	-	-0.15	0.190	0.253
	GSM850	-	-	-	-	GPRS (3 Tx slots)	Right Tilted	0mm	Ant 0	Full	189	836.4	28.26	29.50	1.330	-	-	0.04	0.117	0.156
09	GSM850	-	-	-	-	GPRS (3 Tx slots)	Left Cheek	0mm	Ant 0	Full	189	836.4	28.26	29.50	1.330	-	-	-0.08	0.246	**0.327**
	GSM850	-	-	-	-	GPRS (3 Tx slots)	Left Cheek	0mm	Ant 0	Full	128	824.2	28.14	29.50	1.368	-	-	-0.05	0.215	0.294
	GSM850	-	-	-	-	GPRS (3 Tx slots)	Left Cheek	0mm	Ant 0	Full	251	848.8	28.18	29.50	1.355	-	-	-0.02	0.220	0.298
	GSM850	-	-	-	-	GPRS (3 Tx slots)	Left Tilted	0mm	Ant 0	Full	189	836.4	28.26	29.50	1.330	-	-	0.03	0.132	0.176
	GSM850	-	-	-	-	GPRS (3 Tx slots)	Right Cheek	0mm	Ant 1	Full	189	836.4	27.83	29.00	1.309	-	-	0.06	0.084	0.110
	GSM850	-	-	-	-	GPRS (3 Tx slots)	Right Cheek	0mm	Ant 1	Full	128	824.2	27.56	29.00	1.393	-	-	-0.05	0.062	0.086
	GSM850	-	-	-	-	GPRS (3 Tx slots)	Right Cheek	0mm	Ant 1	Full	251	848.8	27.82	29.00	1.312	-	-	-0.02	0.071	0.093

	GSM850	-	-	-	-	GPRS (3 Tx slots)	Right Tilted	0mm	Ant 1	Full	189	836.4	27.83	29.00	1.309	-	-	-0.18	0.060	0.079
	GSM850	-	-	-	-	GPRS (3 Tx slots)	Left Cheek	0mm	Ant 1	Full	189	836.4	27.83	29.00	1.309	-	-	0.05	0.056	0.073
	GSM850	-	-	-	-	GPRS (3 Tx slots)	Left Tilted	0mm	Ant 1	Full	189	836.4	27.83	29.00	1.309	-	-	0.18	0.041	0.054
	WCDMA V	-	-	-	-	RMC 12.2Kbps	Right Cheek	0mm	Ant 0	Full	4182	836.4	23.05	24.00	1.245	-	-	0.06	0.161	0.200
	WCDMA V	-	-	-	-	RMC 12.2Kbps	Right Tilted	0mm	Ant 0	Full	4182	836.4	23.05	24.00	1.245	-	-	-0.06	0.115	0.143
10	WCDMA V	-	-	-	-	RMC 12.2Kbps	Left Cheek	0mm	Ant 0	Full	4182	836.4	23.05	24.00	1.245	-	-	-0.04	0.236	**0.294**
	WCDMA V	-	-	-	-	RMC 12.2Kbps	Left Cheek	0mm	Ant 0	Full	4132	826.4	23.00	24.00	1.259	-	-	-0.02	0.215	0.271
	WCDMA V	-	-	-	-	RMC 12.2Kbps	Left Cheek	0mm	Ant 0	Full	4233	846.6	23.01	24.00	1.256	-	-	0.01	0.208	0.261
	WCDMA V	-	-	-	-	RMC 12.2Kbps	Left Tilted	0mm	Ant 0	Full	4182	836.4	23.05	24.00	1.245	-	-	0.07	0.124	0.154
	WCDMA V	-	-	-	-	RMC 12.2Kbps	Right Cheek	0mm	Ant 1	Full	4182	836.4	22.98	24.00	1.265	-	-	0.02	0.082	0.104
	WCDMA V	-	-	-	-	RMC 12.2Kbps	Right Cheek	0mm	Ant 1	Full	4132	826.4	22.88	24.00	1.294	-	-	-0.02	0.071	0.092
	WCDMA V	-	-	-	-	RMC 12.2Kbps	Right Cheek	0mm	Ant 1	Full	4233	846.6	22.86	24.00	1.300	-	-	0.01	0.069	0.090
	WCDMA V	-	-	-	-	RMC 12.2Kbps	Right Tilted	0mm	Ant 1	Full	4182	836.4	22.98	24.00	1.265	-	-	-0.07	0.061	0.077
	WCDMA V	-	-	-	-	RMC 12.2Kbps	Left Cheek	0mm	Ant 1	Full	4182	836.4	22.98	24.00	1.265	-	-	0.02	0.056	0.071
	WCDMA V	-	-	-	-	RMC 12.2Kbps	Left Tilted	0mm	Ant 1	Full	4182	836.4	22.98	24.00	1.265	-	-	0.03	0.045	0.057
	LTE Band 26 (5)	15M	QPSK	1	0	-	Right Cheek	0mm	Ant 0	Full	26865	831.5	23.03	24.00	1.250	-	-	0.06	0.132	0.165
	LTE Band 26 (5)	15M	QPSK	36	0	-	Right Cheek	0mm	Ant 0	Full	26865	831.5	22.13	23.00	1.222	-	-	0.16	0.110	0.134
	LTE Band 26 (5)	15M	QPSK	1	0	-	Right Tilted	0mm	Ant 0	Full	26865	831.5	23.03	24.00	1.250	-	-	-0.19	0.087	0.109
	LTE Band 26 (5)	15M	QPSK	36	0	-	Right Tilted	0mm	Ant 0	Full	26865	831.5	22.13	23.00	1.222	-	-	0.07	0.069	0.084
	LTE Band 26 (5)	15M	QPSK	1	0	-	Left Cheek	0mm	Ant 0	Full	26865	831.5	23.03	24.00	1.250	-	-	0.03	0.203	0.254
	LTE Band 26 (5)	15M	QPSK	36	0	-	Left Cheek	0mm	Ant 0	Full	26865	831.5	22.13	23.00	1.222	-	-	0.07	0.161	0.197
	LTE Band 26 (5)	15M	QPSK	1	0	-	Left Tilted	0mm	Ant 0	Full	26865	831.5	23.03	24.00	1.250	-	-	0.01	0.100	0.125
	LTE Band 26 (5)	15M	QPSK	36	0	-	Left Tilted	0mm	Ant 0	Full	26865	831.5	22.13	23.00	1.222	-	-	0.16	0.077	0.094
11	LTE Band 26 (5)	15M	QPSK	1	0	-	Right Cheek	0mm	Ant 1	Full	26865	831.5	22.97	24.00	1.268	-	-	0.04	0.775	**0.982**
	LTE Band 26 (5)	15M	QPSK	36	0	-	Right Cheek	0mm	Ant 1	Full	26865	831.5	22.03	23.00	1.250	-	-	0.12	0.622	0.778
	LTE Band 26 (5)	15M	QPSK	75	0	-	Right Cheek	0mm	Ant 1	Full	26865	831.5	21.97	23.00	1.268	-	-	-0.11	0.623	0.790
	LTE Band 26 (5)	15M	QPSK	1	0	-	Right Tilted	0mm	Ant 1	Full	26865	831.5	22.97	24.00	1.268	-	-	-0.1	0.616	0.781
	LTE Band 26 (5)	15M	QPSK	36	0	-	Right Tilted	0mm	Ant 1	Full	26865	831.5	22.03	23.00	1.250	-	-	0.17	0.529	0.661
	LTE Band 26 (5)	15M	QPSK	1	0	-	Left Cheek	0mm	Ant 1	Full	26865	831.5	22.97	24.00	1.268	-	-	0.03	0.613	0.777
	LTE Band 26 (5)	15M	QPSK	36	0	-	Left Cheek	0mm	Ant 1	Full	26865	831.5	22.03	23.00	1.250	-	-	-0.12	0.524	0.655
	LTE Band 26 (5)	15M	QPSK	1	0	-	Left Tilted	0mm	Ant 1	Full	26865	831.5	22.97	24.00	1.268	-	-	0.02	0.526	0.667
	LTE Band 26 (5)	15M	QPSK	36	0	-	Left Tilted	0mm	Ant 1	Full	26865	831.5	22.03	23.00	1.250	-	-	-0.03	0.421	0.526
	FR1 n5	20M	QPSK	1	1	DFT-SCS-15KHz	Right Cheek	0mm	Ant 0	Full	167300	836.5	23.04	24.00	1.247	-	-	0.05	0.191	0.238
	FR1 n5	20M	QPSK	50	28	DFT-SCS-15KHz	Right Cheek	0mm	Ant 0	Full	167300	836.5	22.99	24.00	1.262	-	-	0.04	0.228	0.288
	FR1 n5	20M	QPSK	1	1	DFT-SCS-15KHz	Right Tilted	0mm	Ant 0	Full	167300	836.5	23.04	24.00	1.247	-	-	0.02	0.138	0.172
	FR1 n5	20M	QPSK	50	28	DFT-SCS-15KHz	Right Tilted	0mm	Ant 0	Full	167300	836.5	22.99	24.00	1.262	-	-	0.09	0.141	0.178
	FR1 n5	20M	QPSK	1	1	DFT-SCS-15KHz	Left Cheek	0mm	Ant 0	Full	167300	836.5	23.04	24.00	1.247	-	-	0.02	0.302	0.377
	FR1 n5	20M	QPSK	50	28	DFT-SCS-15KHz	Left Cheek	0mm	Ant 0	Full	167300	836.5	22.99	24.00	1.262	-	-	-0.09	0.352	0.444
	FR1 n5	20M	QPSK	50	28	DFT-SCS-15KHz	Left Cheek	0mm	Ant 0	Full	166800	834	22.96	24.00	1.271	-	-	-0.05	0.346	0.440
	FR1 n5	20M	QPSK	50	28	DFT-SCS-15KHz	Left Cheek	0mm	Ant 0	Full	167800	839	22.87	24.00	1.297	-	-	-0.01	0.335	0.435
	FR1 n5	20M	QPSK	1	1	DFT-SCS-15KHz	Left Tilted	0mm	Ant 0	Full	167300	836.5	23.04	24.00	1.247	-	-	-0.09	0.159	0.198
	FR1 n5	20M	QPSK	50	28	DFT-SCS-15KHz	Left Tilted	0mm	Ant 0	Full	167300	836.5	22.99	24.00	1.262	-	-	-0.12	0.163	0.206
	FR1 n5	20M	QPSK	1	1	DFT-SCS-15KHz	Right Cheek	0mm	Ant 1	Full	167300	836.5	21.87	23.00	1.297	-	-	0.07	0.546	0.708
12	FR1 n5	20M	QPSK	50	28	DFT-SCS-15KHz	Right Cheek	0mm	Ant 1	Full	167300	836.5	21.79	23.00	1.321	-	-	-0.04	0.568	**0.750**
	FR1 n5	20M	QPSK	50	28	DFT-SCS-15KHz	Right Cheek	0mm	Ant 1	Full	166800	834	21.77	23.00	1.327	-	-	-0.01	0.554	0.735
	FR1 n5	20M	QPSK	50	28	DFT-SCS-15KHz	Right Cheek	0mm	Ant 1	Full	167800	839	21.75	23.00	1.334	-	-	0.02	0.530	0.707
	FR1 n5	20M	QPSK	1	1	DFT-SCS-15KHz	Right Tilted	0mm	Ant 1	Full	167300	836.5	21.87	23.00	1.297	-	-	0.07	0.359	0.466
	FR1 n5	20M	QPSK	50	28	DFT-SCS-15KHz	Right Tilted	0mm	Ant 1	Full	167300	836.5	21.79	23.00	1.321	-	-	0.05	0.362	0.478
	FR1 n5	20M	QPSK	1	1	DFT-SCS-15KHz	Left Cheek	0mm	Ant 1	Full	167300	836.5	21.87	23.00	1.297	-	-	0.1	0.475	0.616
	FR1 n5	20M	QPSK	50	28	DFT-SCS-15KHz	Left Cheek	0mm	Ant 1	Full	167300	836.5	21.79	23.00	1.321	-	-	0.05	0.482	0.637
	FR1 n5	20M	QPSK	1	1	DFT-SCS-15KHz	Left Tilted	0mm	Ant 1	Full	167300	836.5	21.87	23.00	1.297	-	-	0.02	0.268	0.348
	FR1 n5	20M	QPSK	50	28	DFT-SCS-15KHz	Left Tilted	0mm	Ant 1	Full	167300	836.5	21.79	23.00	1.321	-	-	-0.17	0.271	0.358
	1750MHz																			
	WCDMA IV	-	-	-	-	RMC 12.2Kbps	Right Cheek	0mm	Ant 0	Full	1413	1732.6	23.12	24.00	1.225	-	-	0.06	0.315	0.386
	WCDMA IV	-	-	-	-	RMC 12.2Kbps	Right Cheek	0mm	Ant 0	Full	1312	1712.4	23.04	24.00	1.247	-	-	0.02	0.300	0.374
	WCDMA IV	-	-	-	-	RMC 12.2Kbps	Right Cheek	0mm	Ant 0	Full	1513	1752.6	23.06	24.00	1.242	-	-	0.04	0.308	0.382

	WCDMA IV	-	-	-	-	RMC 12.2Kbps	Right Tilted	0mm	Ant 0	Full	1413	1732.6	23.12	24.00	1.225	-	-	-0.16	0.131	0.160
	WCDMA IV	-	-	-	-	RMC 12.2Kbps	Left Cheek	0mm	Ant 0	Full	1413	1732.6	23.12	24.00	1.225	-	-	0.06	0.158	0.193
	WCDMA IV	-	-	-	-	RMC 12.2Kbps	Left Tilted	0mm	Ant 0	Full	1413	1732.6	23.12	24.00	1.225	-	-	0.07	0.101	0.124
	WCDMA IV	-	-	-	-	RMC 12.2Kbps	Right Cheek	0mm	Ant 1	Reduced	1413	1732.6	19.79	20.50	1.178	-	-	0.05	0.819	0.964
	WCDMA IV	-	-	-	-	RMC 12.2Kbps	Right Cheek	0mm	Ant 1	Reduced	1312	1712.4	19.76	20.50	1.186	-	-	0.06	0.806	0.956
13	WCDMA IV	-	-	-	-	RMC 12.2Kbps	Right Cheek	0mm	Ant 1	Reduced	1513	1752.6	19.72	20.50	1.197	-	-	0.01	0.892	**1.067**
	WCDMA IV	-	-	-	-	RMC 12.2Kbps	Right Tilted	0mm	Ant 1	Reduced	1413	1732.6	19.79	20.50	1.178	-	-	-0.06	0.665	0.783
	WCDMA IV	-	-	-	-	RMC 12.2Kbps	Left Cheek	0mm	Ant 1	Reduced	1413	1732.6	19.79	20.50	1.178	-	-	-0.07	0.423	0.498
	WCDMA IV	-	-	-	-	RMC 12.2Kbps	Left Tilted	0mm	Ant 1	Reduced	1413	1732.6	19.79	20.50	1.178	-	-	0.05	0.431	0.508
	LTE Band 66(4)	20M	QPSK	1	0	-	Right Cheek	0mm	Ant 0	Full	132322	1745	22.67	24.00	1.358	-	-	0.09	0.311	0.422
	LTE Band 66(4)	20M	QPSK	1	0	-	Right Cheek	0mm	Ant 0	Full	132072	1720	22.44	24.00	1.432	-	-	0.06	0.288	0.412
	LTE Band 66(4)	20M	QPSK	1	0	-	Right Cheek	0mm	Ant 0	Full	132572	1770	22.49	24.00	1.416	-	-	0.03	0.292	0.413
	CA_66C	20M	QPSK	1	99	-	Right Cheek	0mm	Ant 0	Full	132322+ 132520	1745+ 1764.8	22.56	24.00	1.393	-	-	0.03	0.285	0.397
	LTE Band 66(4)	20M	QPSK	50	0	-	Right Cheek	0mm	Ant 0	Full	132322	1745	21.59	23.00	1.384	-	-	0.03	0.250	0.346
	LTE Band 66(4)	20M	QPSK	1	0	-	Right Tilted	0mm	Ant 0	Full	132322	1745	22.67	24.00	1.358	-	-	-0.1	0.099	0.134
	LTE Band 66(4)	20M	QPSK	50	0	-	Right Tilted	0mm	Ant 0	Full	132322	1745	21.59	23.00	1.384	-	-	0.05	0.076	0.105
	LTE Band 66(4)	20M	QPSK	1	0	-	Left Cheek	0mm	Ant 0	Full	132322	1745	22.67	24.00	1.358	-	-	0.18	0.152	0.206
	LTE Band 66(4)	20M	QPSK	50	0	-	Left Cheek	0mm	Ant 0	Full	132322	1745	21.59	23.00	1.384	-	-	0.02	0.120	0.166
	LTE Band 66(4)	20M	QPSK	1	0	-	Left Tilted	0mm	Ant 0	Full	132322	1745	22.67	24.00	1.358	-	-	0.07	0.087	0.118
	LTE Band 66(4)	20M	QPSK	50	0	-	Left Tilted	0mm	Ant 0	Full	132322	1745	21.59	23.00	1.384	-	-	0.03	0.070	0.097
	LTE Band 66(4)	20M	QPSK	1	0	-	Right Cheek	0mm	Ant 1	Reduced	132322	1745	19.40	20.50	1.288	-	-	-0.03	0.802	1.033
	LTE Band 66(4)	20M	QPSK	1	0	-	Right Cheek	0mm	Ant 1	Reduced	132072	1720	19.32	20.50	1.312	-	-	-0.09	0.823	1.080
14	LTE Band 66(4)	20M	QPSK	1	0	-	Right Cheek	0mm	Ant 1	Reduced	132572	1770	19.37	20.50	1.297	-	-	0.04	0.845	**1.096**
	LTE Band 66(4)	20M	QPSK	50	0	-	Right Cheek	0mm	Ant 1	Reduced	132322	1745	18.33	19.50	1.309	-	-	0.07	0.796	1.042
	LTE Band 66(4)	20M	QPSK	50	0	-	Right Cheek	0mm	Ant 1	Reduced	132072	1720	18.20	19.50	1.349	-	-	0.1	0.783	1.056
	LTE Band 66(4)	20M	QPSK	50	0	-	Right Cheek	0mm	Ant 1	Reduced	132572	1770	18.23	19.50	1.340	-	-	0.08	0.787	1.054
	LTE Band 66(4)	20M	QPSK	100	0	-	Right Cheek	0mm	Ant 1	Reduced	132322	1745	18.24	19.50	1.337	-	-	0.17	0.759	1.014
	LTE Band 66(4)	20M	QPSK	1	0	-	Right Tilted	0mm	Ant 1	Reduced	132322	1745	19.40	20.50	1.288	-	-	-0.07	0.608	0.783
	LTE Band 66(4)	20M	QPSK	50	0	-	Right Tilted	0mm	Ant 1	Reduced	132322	1745	18.33	19.50	1.309	-	-	-0.07	0.500	0.655
	LTE Band 66(4)	20M	QPSK	1	0	-	Left Cheek	0mm	Ant 1	Reduced	132322	1745	19.40	20.50	1.288	-	-	-0.18	0.405	0.522
	LTE Band 66(4)	20M	QPSK	50	0	-	Left Cheek	0mm	Ant 1	Reduced	132322	1745	18.33	19.50	1.309	-	-	0.12	0.320	0.419
	LTE Band 66(4)	20M	QPSK	1	0	-	Left Tilted	0mm	Ant 1	Reduced	132322	1745	19.40	20.50	1.288	-	-	-0.1	0.400	0.515
	LTE Band 66(4)	20M	QPSK	50	0	-	Left Tilted	0mm	Ant 1	Reduced	132322	1745	18.33	19.50	1.309	-	-	0.17	0.314	0.411
	LTE Band 66 (4)_Other PA	20M	QPSK	1	0	-	Right Cheek	0mm	Ant 1	Reduced	132322	1745	19.20	20.00	1.202	-	-	0.03	0.815	0.980
	LTE Band 66 (4) _Other PA ULCA	20M	QPSK	1	0	-	Right Cheek	0mm	Ant 1	Simultaneous	132322	1745	17.38	18.00	1.153	-	-	0.03	0.445	0.513
	LTE Band 66 (4)_Other PA	20M	QPSK	1	0	-	Right Cheek	0mm	Ant 1	Reduced	132072	1720	19.09	20.00	1.233	-	-	0.11	0.782	0.964
	LTE Band 66 (4)_Other PA	20M	QPSK	1	0	-	Right Cheek	0mm	Ant 1	Reduced	132572	1770	19.05	20.00	1.245	-	-	-0.13	0.766	0.953
	LTE Band 66 (4)_Other PA	20M	QPSK	50	0	-	Right Cheek	0mm	Ant 1	Reduced	132322	1745	19.12	20.00	1.225	-	-	0.11	0.732	0.896
	LTE Band 66 (4)_Other PA	20M	QPSK	50	0	-	Right Cheek	0mm	Ant 1	Reduced	132072	1720	19.01	20.00	1.256	-	-	0.01	0.724	0.909
	LTE Band 66 (4)_Other PA	20M	QPSK	50	0	-	Right Cheek	0mm	Ant 1	Reduced	132572	1770	19.03	20.00	1.250	-	-	0.04	0.720	0.900
	LTE Band 66 (4)_Other PA	20M	QPSK	100	0	-	Right Cheek	0mm	Ant 1	Reduced	132322	1745	19.03	20.00	1.250	-	-	-0.11	0.778	0.973
	LTE Band 66 (4)_Other PA	20M	QPSK	1	0	-	Right Tilted	0mm	Ant 1	Reduced	132322	1745	19.20	20.00	1.202	-	-	0.18	0.574	0.690
	LTE Band 66 (4)_Other PA	20M	QPSK	50	0	-	Right Tilted	0mm	Ant 1	Reduced	132322	1745	19.12	20.00	1.225	-	-	-0.1	0.524	0.642
	LTE Band 66 (4)_Other PA	20M	QPSK	1	0	-	Left Cheek	0mm	Ant 1	Reduced	132322	1745	19.20	20.00	1.202	-	-	-0.06	0.420	0.505
	LTE Band 66 (4)_Other PA	20M	QPSK	50	0	-	Left Cheek	0mm	Ant 1	Reduced	132322	1745	19.12	20.00	1.225	-	-	0.06	0.405	0.496
	LTE Band 66 (4)_Other PA	20M	QPSK	1	0	-	Left Tilted	0mm	Ant 1	Reduced	132322	1745	19.20	20.00	1.202	-	-	0.11	0.416	0.500
	LTE Band 66 (4)_Other PA	20M	QPSK	50	0	-	Left Tilted	0mm	Ant 1	Reduced	132322	1745	19.12	20.00	1.225	-	-	0.04	0.400	0.490
	LTE Band 66	20M	QPSK	1	0	-	Right Cheek	0mm	Ant 2	Full	132322	1745	23.79	25.00	1.321	-	-	0.09	0.101	0.133
	LTE Band 66	20M	QPSK	50	0	-	Right Cheek	0mm	Ant 2	Full	132322	1745	22.81	24.00	1.315	-	-	0.02	0.087	0.114
	LTE Band 66	20M	QPSK	1	0	-	Right Tilted	0mm	Ant 2	Full	132322	1745	23.79	25.00	1.321	-	-	0.13	0.073	0.096
	LTE Band 66	20M	QPSK	50	0	-	Right Tilted	0mm	Ant 2	Full	132322	1745	22.81	24.00	1.315	-	-	0.09	0.063	0.083
	LTE Band 66	20M	QPSK	1	0	-	Left Cheek	0mm	Ant 2	Full	132322	1745	23.79	25.00	1.321	-	-	-0.09	0.304	0.402
	LTE Band 66	20M	QPSK	1	0	-	Left Cheek	0mm	Ant 2	Full	132072	1720	23.63	25.00	1.371	-	-	-0.06	0.283	0.388
	LTE Band 66	20M	QPSK	1	0	-	Left Cheek	0mm	Ant 2	Full	132572	1770	23.74	25.00	1.337	-	-	-0.01	0.291	0.389
	LTE Band 66	20M	QPSK	50	0	-	Left Cheek	0mm	Ant 2	Full	132322	1745	22.81	24.00	1.315	-	-	0.19	0.252	0.331
	LTE Band 66	20M	QPSK	1	0	-	Left Tilted	0mm	Ant 2	Full	132322	1745	23.79	25.00	1.321	-	-	0.09	0.174	0.230

	LTE Band 66	20M	QPSK	50	0	-	Left Tilted	0mm	Ant 2	Full	132322	1745	22.81	24.00	1.315	-	-	0.04	0.153	0.201
	FR1 n66	40M	QPSK	1	1	DFT-SCS-15KHz	Right Cheek	0mm	Ant 0	Full	349000	1745	23.12	24.00	1.225	-	-	-0.09	0.182	0.223
	FR1 n66	40M	QPSK	1	1	DFT-SCS-15KHz	Right Cheek	0mm	Ant 0	Full	346000	1730	23.08	24.00	1.236	-	-	-0.02	0.179	0.221
	FR1 n66	40M	QPSK	1	1	DFT-SCS-15KHz	Right Cheek	0mm	Ant 0	Full	352000	1760	23.00	24.00	1.259	-	-	0.01	0.160	0.201
	FR1 n66	40M	QPSK	108	54	DFT-SCS-15KHz	Right Cheek	0mm	Ant 0	Full	349000	1745	23.06	24.00	1.242	-	-	0.17	0.168	0.209
	FR1 n66	40M	QPSK	1	1	DFT-SCS-15KHz	Right Tilted	0mm	Ant 0	Full	349000	1745	23.12	24.00	1.225	-	-	-0.11	0.097	0.119
	FR1 n66	40M	QPSK	108	54	DFT-SCS-15KHz	Right Tilted	0mm	Ant 0	Full	349000	1745	23.06	24.00	1.242	-	-	0.11	0.083	0.103
	FR1 n66	40M	QPSK	1	1	DFT-SCS-15KHz	Left Cheek	0mm	Ant 0	Full	349000	1745	23.12	24.00	1.225	-	-	0.08	0.101	0.124
	FR1 n66	40M	QPSK	108	54	DFT-SCS-15KHz	Left Cheek	0mm	Ant 0	Full	349000	1745	23.06	24.00	1.242	-	-	0.08	0.105	0.130
	FR1 n66	40M	QPSK	1	1	DFT-SCS-15KHz	Left Tilted	0mm	Ant 0	Full	349000	1745	23.12	24.00	1.225	-	-	-0.18	0.067	0.082
	FR1 n66	40M	QPSK	108	54	DFT-SCS-15KHz	Left Tilted	0mm	Ant 0	Full	349000	1745	23.06	24.00	1.242	-	-	-0.06	0.061	0.076
	FR1 n66	40M	QPSK	1	1	DFT-SCS-15KHz	Right Cheek	0mm	Ant 1	Reduced	349000	1745	16.95	18.50	1.429	-	-	0.01	0.748	1.07
15	FR1 n66	40M	QPSK	108	54	DFT-SCS-15KHz	Right Cheek	0mm	Ant 1	Reduced	349000	1745	16.93	18.50	1.435	-	-	0.06	0.780	**1.12**
	FR1 n66	40M	QPSK	108	54	DFT-SCS-15KHz	Right Cheek	0mm	Ant 1	Reduced	346000	1730	16.88	18.50	1.452	-	-	0.02	0.762	1.11
	FR1 n66	40M	QPSK	108	54	DFT-SCS-15KHz	Right Cheek	0mm	Ant 1	Reduced	352000	1760	16.85	18.50	1.462	-	-	-0.03	0.760	1.11
	FR1 n66	40M	QPSK	216	0	DFT-SCS-15KHz	Right Cheek	0mm	Ant 1	Reduced	349000	1745	16.78	18.50	1.486	-	-	0.07	0.736	1.094
	FR1 n66	40M	QPSK	1	1	DFT-SCS-15KHz	Right Tilted	0mm	Ant 1	Reduced	349000	1745	16.95	18.50	1.429	-	-	0.03	0.577	0.824
	FR1 n66	40M	QPSK	108	54	DFT-SCS-15KHz	Right Tilted	0mm	Ant 1	Reduced	349000	1745	16.93	18.50	1.435	-	-	-0.11	0.615	0.883
	FR1 n66	40M	QPSK	216	0	DFT-SCS-15KHz	Right Tilted	0mm	Ant 1	Reduced	349000	1745	16.78	18.50	1.486	-	-	0.08	0.576	0.856
	FR1 n66	40M	QPSK	1	1	DFT-SCS-15KHz	Left Cheek	0mm	Ant 1	Reduced	349000	1745	16.95	18.50	1.429	-	-	0.18	0.347	0.496
	FR1 n66	40M	QPSK	108	54	DFT-SCS-15KHz	Left Cheek	0mm	Ant 1	Reduced	349000	1745	16.93	18.50	1.435	-	-	0.01	0.368	0.528
	FR1 n66	40M	QPSK	1	1	DFT-SCS-15KHz	Left Tilted	0mm	Ant 1	Reduced	349000	1745	16.95	18.50	1.429	-	-	0.04	0.347	0.496
	FR1 n66	40M	QPSK	108	54	DFT-SCS-15KHz	Left Tilted	0mm	Ant 1	Reduced	349000	1745	16.93	18.50	1.435	-	-	0.02	0.344	0.494
	1900MHz																			
	GSM1900	-	-	-	-	GPRS (3 Tx slots)	Right Cheek	0mm	Ant 0	Full	661	1880	26.44	27.50	1.276	-	-	-0.1	0.070	0.089
	GSM1900	-	-	-	-	GPRS (3 Tx slots)	Right Tilted	0mm	Ant 0	Full	661	1880	26.44	27.50	1.276	-	-	0.09	0.001	0.001
	GSM1900	-	-	-	-	GPRS (3 Tx slots)	Left Cheek	0mm	Ant 0	Full	661	1880	26.44	27.50	1.276	-	-	0.07	0.072	0.092
	GSM1900	-	-	-	-	GPRS (3 Tx slots)	Left Cheek	0mm	Ant 0	Full	512	1850.2	26.35	27.50	1.303	-	-	0.05	0.063	0.082
	GSM1900	-	-	-	-	GPRS (3 Tx slots)	Left Cheek	0mm	Ant 0	Full	810	1909.8	26.41	27.50	1.285	-	-	0.01	0.058	0.075
	GSM1900	-	-	-	-	GPRS (3 Tx slots)	Left Tilted	0mm	Ant 0	Full	661	1880	26.44	27.50	1.276	-	-	-0.11	0.003	0.004
16	GSM1900	-	-	-	-	GPRS (4 Tx slots)	Right Cheek	0mm	Ant 1	Reduced	661	1880	22.56	23.50	1.242	-	-	-0.04	0.797	**0.990**
	GSM1900	-	-	-	-	GPRS (4 Tx slots)	Right Cheek	0mm	Ant 1	Reduced	512	1850.2	22.28	23.50	1.324	-	-	-0.07	0.697	0.923
	GSM1900	-	-	-	-	GPRS (4 Tx slots)	Right Cheek	0mm	Ant 1	Reduced	810	1909.8	22.39	23.50	1.291	-	-	0.06	0.729	0.941
	GSM1900	-	-	-	-	GPRS (4 Tx slots)	Right Tilted	0mm	Ant 1	Reduced	661	1880	22.56	23.50	1.242	-	-	-0.1	0.567	0.704
	GSM1900	-	-	-	-	GPRS (4 Tx slots)	Left Cheek	0mm	Ant 1	Reduced	661	1880	22.56	23.50	1.242	-	-	-0.11	0.337	0.418
	GSM1900	-	-	-	-	GPRS (4 Tx slots)	Left Tilted	0mm	Ant 1	Reduced	661	1880	22.56	23.50	1.242	-	-	0.02	0.321	0.399
	WCDMA II	-	-	-	-	RMC 12.2Kbps	Right Cheek	0mm	Ant 0	Full	9400	1880	23.02	24.00	1.253	-	-	0.02	0.112	0.140
	WCDMA II	-	-	-	-	RMC 12.2Kbps	Right Tilted	0mm	Ant 0	Full	9400	1880	23.02	24.00	1.253	-	-	0.03	0.002	0.003
	WCDMA II	-	-	-	-	RMC 12.2Kbps	Left Cheek	0mm	Ant 0	Full	9400	1880	23.02	24.00	1.253	-	-	0.05	0.119	0.149
	WCDMA II	-	-	-	-	RMC 12.2Kbps	Left Cheek	0mm	Ant 0	Full	9262	1852.4	22.89	24.00	1.291	-	-	0.02	0.097	0.125
	WCDMA II	-	-	-	-	RMC 12.2Kbps	Left Cheek	0mm	Ant 0	Full	9538	1907.6	22.76	24.00	1.330	-	-	0.01	0.102	0.136
	WCDMA II	-	-	-	-	RMC 12.2Kbps	Left Tilted	0mm	Ant 0	Full	9400	1880	23.02	24.00	1.253	-	-	0.03	0.002	0.003
	WCDMA II	-	-	-	-	RMC 12.2Kbps	Right Cheek	0mm	Ant 1	Reduced	9400	1880	18.78	19.50	1.180	-	-	0.05	0.866	1.022
	WCDMA II	-	-	-	-	RMC 12.2Kbps	Right Cheek	0mm	Ant 1	Reduced	9262	1852.4	18.75	19.50	1.189	-	-	-0.12	0.855	1.016
17	WCDMA II	-	-	-	-	RMC 12.2Kbps	Right Cheek	0mm	Ant 1	Reduced	9538	1907.6	18.57	19.50	1.239	-	-	-0.01	0.876	**1.085**
	WCDMA II	-	-	-	-	RMC 12.2Kbps	Right Tilted	0mm	Ant 1	Reduced	9400	1880	18.78	19.50	1.180	-	-	0.17	0.669	0.790
	WCDMA II	-	-	-	-	RMC 12.2Kbps	Left Cheek	0mm	Ant 1	Reduced	9400	1880	18.78	19.50	1.180	-	-	0.15	0.427	0.504
	WCDMA II	-	-	-	-	RMC 12.2Kbps	Left Tilted	0mm	Ant 1	Reduced	9400	1880	18.78	19.50	1.180	-	-	-0.04	0.415	0.490
	LTE Band 25 (2)	20M	QPSK	1	0	-	Right Cheek	0mm	Ant 0	Full	26340	1880	22.66	24.00	1.361	-	-	-0.07	0.057	0.078
	LTE Band 25 (2)	20M	QPSK	50	0	-	Right Cheek	0mm	Ant 0	Full	26340	1880	21.65	23.00	1.365	-	-	0.07	0.041	0.056
	LTE Band 25 (2)	20M	QPSK	1	0	-	Right Tilted	0mm	Ant 0	Full	26340	1880	22.66	24.00	1.361	-	-	0.02	0.010	0.014
	LTE Band 25 (2)	20M	QPSK	50	0	-	Right Tilted	0mm	Ant 0	Full	26340	1880	21.65	23.00	1.365	-	-	-0.07	0.005	0.007
	LTE Band 25 (2)	20M	QPSK	1	0	-	Left Cheek	0mm	Ant 0	Full	26340	1880	22.66	24.00	1.361	-	-	0.09	0.095	0.129
	LTE Band 25 (2)	20M	QPSK	1	0	-	Left Cheek	0mm	Ant 0	Full	26140	1860	22.60	24.00	1.380	-	-	0.05	0.081	0.112
	LTE Band 25 (2)	20M	QPSK	1	0	-	Left Cheek	0mm	Ant 0	Full	26590	1905	22.46	24.00	1.426	-	-	0.03	0.080	0.113
	LTE Band 25 (2)	20M	QPSK	50	0	-	Left Cheek	0mm	Ant 0	Full	26340	1880	21.65	23.00	1.365	-	-	-0.13	0.079	0.108

	LTE Band 25 (2)	20M	QPSK	1	0	-	Left Tilted	0mm	Ant 0	Full	26340	1880	22.66	24.00	1.361	-	-	0.06	0.025	0.034
	LTE Band 25 (2)	20M	QPSK	50	0	-	Left Tilted	0mm	Ant 0	Full	26340	1880	21.65	23.00	1.365	-	-	0.05	0.016	0.022
	LTE Band 25 (2)	20M	QPSK	1	0	-	Right Cheek	0mm	Ant 1	Reduced	26340	1880	18.88	20.00	1.294	-	-	0.08	0.830	1.074
18	LTE Band 25 (2)	20M	QPSK	1	0	-	Right Cheek	0mm	Ant 1	Reduced	26140	1860	18.82	20.00	1.312	-	-	0.06	0.863	**1.132**
	LTE Band 25 (2)	20M	QPSK	1	0	-	Right Cheek	0mm	Ant 1	Reduced	26590	1905	18.79	20.00	1.321	-	-	0.15	0.837	1.106
	LTE Band 25 (2)	20M	QPSK	50	0	-	Right Cheek	0mm	Ant 1	Reduced	26340	1880	17.85	19.00	1.303	-	-	0.11	0.820	1.069
	LTE Band 25 (2)	20M	QPSK	50	0	-	Right Cheek	0mm	Ant 1	Reduced	26140	1860	17.67	19.00	1.358	-	-	-0.02	0.831	1.129
	LTE Band 25 (2)	20M	QPSK	50	0	-	Right Cheek	0mm	Ant 1	Reduced	26590	1905	17.77	19.00	1.327	-	-	0.15	0.815	1.082
	LTE Band 25 (2)	20M	QPSK	100	0	-	Right Cheek	0mm	Ant 1	Reduced	26340	1880	17.78	19.00	1.324	-	-	0.08	0.814	1.078
	LTE Band 25 (2)	20M	QPSK	1	0	-	Right Tilted	0mm	Ant 1	Reduced	26340	1880	18.88	20.00	1.294	-	-	0.07	0.642	0.831
	LTE Band 25 (2)	20M	QPSK	1	0	-	Right Tilted	0mm	Ant 1	Reduced	26140	1860	18.82	20.00	1.312	-	-	0.07	0.642	0.842
	LTE Band 25 (2)	20M	QPSK	1	0	-	Right Tilted	0mm	Ant 1	Reduced	26590	1905	18.79	20.00	1.321	-	-	0.03	0.630	0.832
	LTE Band 25 (2)	20M	QPSK	50	0	-	Right Tilted	0mm	Ant 1	Reduced	26340	1880	17.85	19.00	1.303	-	-	0.08	0.528	0.688
	LTE Band 25 (2)	20M	QPSK	100	0	-	Right Tilted	0mm	Ant 1	Reduced	26340	1880	17.78	19.00	1.324	-	-	-0.13	0.521	0.690
	LTE Band 25 (2)	20M	QPSK	1	0	-	Left Cheek	0mm	Ant 1	Reduced	26340	1880	18.88	20.00	1.294	-	-	0.02	0.446	0.577
	LTE Band 25 (2)	20M	QPSK	50	0	-	Left Cheek	0mm	Ant 1	Reduced	26340	1880	17.85	19.00	1.303	-	-	0.04	0.360	0.469
	LTE Band 25 (2)	20M	QPSK	1	0	-	Left Tilted	0mm	Ant 1	Reduced	26340	1880	18.88	20.00	1.294	-	-	0.05	0.393	0.509
	LTE Band 25 (2)	20M	QPSK	50	0	-	Left Tilted	0mm	Ant 1	Reduced	26340	1880	17.85	19.00	1.303	-	-	0.07	0.319	0.416
	FR1 n25 (2)	40M	QPSK	1	1	DFT-SCS-15KHz	Right Cheek	0mm	Ant 0	Full	376500	1882.5	22.65	24.00	1.365	-	-	-0.01	0.165	0.225
	FR1 n25 (2)	40M	QPSK	108	54	DFT-SCS-15KHz	Right Cheek	0mm	Ant 0	Full	376500	1882.5	22.59	24.00	1.384	-	-	-0.14	0.105	0.145
	FR1 n25 (2)	40M	QPSK	1	1	DFT-SCS-15KHz	Right Tilted	0mm	Ant 0	Full	376500	1882.5	22.65	24.00	1.365	-	-	-0.08	0.077	0.105
	FR1 n25 (2)	40M	QPSK	108	54	DFT-SCS-15KHz	Right Tilted	0mm	Ant 0	Full	376500	1882.5	22.59	24.00	1.384	-	-	0.16	0.077	0.107
	FR1 n25 (2)	40M	QPSK	1	1	DFT-SCS-15KHz	Left Cheek	0mm	Ant 0	Full	376500	1882.5	22.65	24.00	1.365	-	-	-0.06	0.137	0.187
	FR1 n25 (2)	40M	QPSK	108	54	DFT-SCS-15KHz	Left Cheek	0mm	Ant 0	Full	376500	1882.5	22.59	24.00	1.384	-	-	-0.03	0.168	0.232
	FR1 n25 (2)	40M	QPSK	108	54	DFT-SCS-15KHz	Left Cheek	0mm	Ant 0	Full	374000	1870	22.55	24.00	1.396	-	-	-0.01	0.165	0.230
	FR1 n25 (2)	40M	QPSK	108	54	DFT-SCS-15KHz	Left Cheek	0mm	Ant 0	Full	379000	1895	22.57	24.00	1.390	-	-	0.03	0.155	0.215
	FR1 n25 (2)	40M	QPSK	1	1	DFT-SCS-15KHz	Left Tilted	0mm	Ant 0	Full	376500	1882.5	22.65	24.00	1.365	-	-	0.09	0.086	0.117
	FR1 n25 (2)	40M	QPSK	108	54	DFT-SCS-15KHz	Left Tilted	0mm	Ant 0	Full	376500	1882.5	22.59	24.00	1.384	-	-	0.06	0.083	0.115
	FR1 n25 (2)	40M	QPSK	1	1	DFT-SCS-15KHz	Right Cheek	0mm	Ant 1	Reduced	376500	1882.5	19.68	21.00	1.355	-	-	-0.09	0.683	0.926
19	FR1 n25 (2)	40M	QPSK	108	54	DFT-SCS-15KHz	Right Cheek	0mm	Ant 1	Reduced	376500	1882.5	19.63	21.00	1.371	-	-	-0.17	0.757	**1.038**
	FR1 n25 (2)	40M	QPSK	108	54	DFT-SCS-15KHz	Right Cheek	0mm	Ant 1	Reduced	374000	1870	19.59	21.00	1.384	-	-	-0.1	0.740	1.024
	FR1 n25 (2)	40M	QPSK	108	54	DFT-SCS-15KHz	Right Cheek	0mm	Ant 1	Reduced	379000	1895	19.55	21.00	1.396	-	-	-0.03	0.715	0.998
	FR1 n25 (2)	40M	QPSK	216	0	DFT-SCS-15KHz	Right Cheek	0mm	Ant 1	Reduced	376500	1882.5	19.54	21.00	1.400	-	-	0.06	0.705	0.987
	FR1 n25 (2)	40M	QPSK	1	1	DFT-SCS-15KHz	Right Tilted	0mm	Ant 1	Reduced	376500	1882.5	19.68	21.00	1.355	-	-	0.03	0.534	0.724
	FR1 n25 (2)	40M	QPSK	108	54	DFT-SCS-15KHz	Right Tilted	0mm	Ant 1	Reduced	376500	1882.5	19.63	21.00	1.371	-	-	0.04	0.574	0.787
	FR1 n25 (2)	40M	QPSK	1	1	DFT-SCS-15KHz	Left Cheek	0mm	Ant 1	Reduced	376500	1882.5	19.68	21.00	1.355	-	-	-0.04	0.337	0.457
	FR1 n25 (2)	40M	QPSK	108	54	DFT-SCS-15KHz	Left Cheek	0mm	Ant 1	Reduced	376500	1882.5	19.63	21.00	1.371	-	-	-0.03	0.391	0.536
	FR1 n25 (2)	40M	QPSK	1	1	DFT-SCS-15KHz	Left Tilted	0mm	Ant 1	Reduced	376500	1882.5	19.68	21.00	1.355	-	-	-0.08	0.320	0.434
	FR1 n25 (2)	40M	QPSK	108	54	DFT-SCS-15KHz	Left Tilted	0mm	Ant 1	Reduced	376500	1882.5	19.63	21.00	1.371	-	-	-0.17	0.379	0.520
	LTE Band 2_Other PA	20M	QPSK	1	0	-	Right Cheek	0mm	Ant 1	Reduced	18900	1880	17.32	18.50	1.312	-	-	-0.08	0.767	1.006
	LTE Band 2_Other PA	20M	QPSK	1	0	-	Right Cheek	0mm	Ant 1	Reduced	18700	1860	17.19	18.50	1.352	-	-	0.05	0.780	1.055
20	LTE Band 2_Other PA	20M	QPSK	1	0	-	Right Cheek	0mm	Ant 1	Reduced	19100	1900	17.22	18.50	1.343	-	-	0.06	0.807	**1.084**
	LTE Band 2_Other PA _ULCA	20M	QPSK	1	0	-	Right Cheek	0mm	Ant 1	Simultaneous	19100	1900	14.33	15.50	1.309	-	-	0.02	0.438	0.573
	LTE Band 2_Other PA	20M	QPSK	50	0	-	Right Cheek	0mm	Ant 1	Reduced	18900	1880	17.29	18.50	1.321	-	-	0.16	0.773	1.021
	LTE Band 2_Other PA	20M	QPSK	50	0	-	Right Cheek	0mm	Ant 1	Reduced	18700	1860	17.26	18.50	1.330	-	-	0.03	0.752	1.001
	LTE Band 2_Other PA	20M	QPSK	50	0	-	Right Cheek	0mm	Ant 1	Reduced	19100	1900	17.23	18.50	1.340	-	-	0.02	0.749	1.003
	LTE Band 2_Other PA	20M	QPSK	100	0	-	Right Cheek	0mm	Ant 1	Reduced	18900	1880	17.20	18.50	1.349	-	-	0.01	0.766	1.033
	LTE Band 2_Other PA	20M	QPSK	1	0	-	Right Tilted	0mm	Ant 1	Reduced	18900	1880	17.32	18.50	1.312	-	-	-0.1	0.490	0.643
	LTE Band 2_Other PA	20M	QPSK	50	0	-	Right Tilted	0mm	Ant 1	Reduced	18900	1880	17.29	18.50	1.321	-	-	-0.04	0.408	0.539
	LTE Band 2_Other PA	20M	QPSK	1	0	-	Left Cheek	0mm	Ant 1	Reduced	18900	1880	17.32	18.50	1.312	-	-	0.14	0.322	0.423
	LTE Band 2_Other PA	20M	QPSK	50	0	-	Left Cheek	0mm	Ant 1	Reduced	18900	1880	17.29	18.50	1.321	-	-	0.1	0.259	0.342
	LTE Band 2_Other PA	20M	QPSK	1	0	-	Left Tilted	0mm	Ant 1	Reduced	18900	1880	17.32	18.50	1.312	-	-	-0.17	0.322	0.423
	LTE Band 2_Other PA	20M	QPSK	50	0	-	Left Tilted	0mm	Ant 1	Reduced	18900	1880	17.29	18.50	1.321	-	-	0.03	0.240	0.317
	LTE Band 2	20M	QPSK	1	0	-	Right Cheek	0mm	Ant 2	Full	18900	1880	23.04	24.00	1.247	-	-	-0.12	0.110	0.137
	LTE Band 2	20M	QPSK	50	0	-	Right Cheek	0mm	Ant 2	Full	18900	1880	22.05	23.00	1.245	-	-	0.03	0.084	0.105
	LTE Band 2	20M	QPSK	1	0	-	Right Tilted	0mm	Ant 2	Full	18900	1880	23.04	24.00	1.247	-	-	0.03	0.095	0.119

	LTE Band 2	20M	QPSK	50	0	-	Right Tilted	0mm	Ant 2	Full	18900	1880	22.05	23.00	1.245	-	-	0.03	0.075	0.093
	LTE Band 2	20M	QPSK	1	0	-	Left Cheek	0mm	Ant 2	Full	18900	1880	23.04	24.00	1.247	-	-	0.08	0.306	0.382
	LTE Band 2	20M	QPSK	1	0	-	Left Cheek	0mm	Ant 2	Full	18700	1860	22.99	24.00	1.262	-	-	0.11	0.288	0.363
	LTE Band 2	20M	QPSK	1	0	-	Left Cheek	0mm	Ant 2	Full	19100	1900	22.94	24.00	1.276	-	-	-0.03	0.271	0.346
	LTE Band 2	20M	QPSK	50	0	-	Left Cheek	0mm	Ant 2	Full	18900	1880	22.05	23.00	1.245	-	-	0.05	0.238	0.296
	LTE Band 2	20M	QPSK	1	0	-	Left Tilted	0mm	Ant 2	Full	18900	1880	23.04	24.00	1.247	-	-	0.02	0.150	0.187
	LTE Band 2	20M	QPSK	50	0	-	Left Tilted	0mm	Ant 2	Full	18900	1880	22.05	23.00	1.245	-	-	0.01	0.125	0.156
2300MHz																				
	LTE Band 30	10M	QPSK	1	0	-	Right Cheek	0mm	Ant 0	Full	27710	2310	22.46	24.00	1.426	-	-	0.07	0.453	0.646
	LTE Band 30	10M	QPSK	25	0	-	Right Cheek	0mm	Ant 0	Full	27710	2310	21.52	23.00	1.406	-	-	-0.11	0.365	0.513
	LTE Band 30	10M	QPSK	1	0	-	Right Tilted	0mm	Ant 0	Full	27710	2310	22.46	24.00	1.426	-	-	0.1	0.174	0.248
	LTE Band 30	10M	QPSK	25	0	-	Right Tilted	0mm	Ant 0	Full	27710	2310	21.52	23.00	1.406	-	-	0.04	0.139	0.195
	LTE Band 30	10M	QPSK	1	0	-	Left Cheek	0mm	Ant 0	Full	27710	2310	22.46	24.00	1.426	-	-	0.06	0.180	0.257
	LTE Band 30	10M	QPSK	25	0	-	Left Cheek	0mm	Ant 0	Full	27710	2310	21.52	23.00	1.406	-	-	0.11	0.144	0.202
	LTE Band 30	10M	QPSK	1	0	-	Left Tilted	0mm	Ant 0	Full	27710	2310	22.46	24.00	1.426	-	-	-0.14	0.214	0.305
	LTE Band 30	10M	QPSK	25	0	-	Left Tilted	0mm	Ant 0	Full	27710	2310	21.52	23.00	1.406	-	-	0.14	0.171	0.240
21	LTE Band 30	10M	QPSK	1	0	-	Right Cheek	0mm	Ant 1	Reduced	27710	2310	18.71	20.00	1.346	-	-	0.05	0.840	**1.131**
	LTE Band 30	10M	QPSK	25	0	-	Right Cheek	0mm	Ant 1	Reduced	27710	2310	17.80	19.00	1.318	-	-	0.1	0.702	0.925
	LTE Band 30	10M	QPSK	50	0	-	Right Cheek	0mm	Ant 1	Reduced	27710	2310	17.64	19.00	1.368	-	-	-0.13	0.700	0.957
	LTE Band 30	10M	QPSK	1	0	-	Right Tilted	0mm	Ant 1	Reduced	27710	2310	18.71	20.00	1.346	-	-	0.14	0.790	1.063
	LTE Band 30	10M	QPSK	25	0	-	Right Tilted	0mm	Ant 1	Reduced	27710	2310	17.80	19.00	1.318	-	-	0.02	0.614	0.809
	LTE Band 30	10M	QPSK	50	0	-	Right Tilted	0mm	Ant 1	Reduced	27710	2310	17.64	19.00	1.368	-	-	0.04	0.613	0.838
	LTE Band 30	10M	QPSK	1	0	-	Left Cheek	0mm	Ant 1	Reduced	27710	2310	18.71	20.00	1.346	-	-	0.08	0.454	0.611
	LTE Band 30	10M	QPSK	25	0	-	Left Cheek	0mm	Ant 1	Reduced	27710	2310	17.80	19.00	1.318	-	-	0.19	0.366	0.482
	LTE Band 30	10M	QPSK	1	0	-	Left Tilted	0mm	Ant 1	Reduced	27710	2310	18.71	20.00	1.346	-	-	-0.12	0.409	0.550
	LTE Band 30	10M	QPSK	25	0	-	Left Tilted	0mm	Ant 1	Reduced	27710	2310	17.80	19.00	1.318	-	-	0.16	0.328	0.432
	LTE Band 30	10M	QPSK	1	0	-	Right Cheek	0mm	Ant 2	Full	27710	2310	22.73	24.00	1.340	-	-	0.03	0.165	0.221
	LTE Band 30	10M	QPSK	25	0	-	Right Cheek	0mm	Ant 2	Full	27710	2310	21.71	23.00	1.346	-	-	-0.12	0.125	0.168
	LTE Band 30	10M	QPSK	1	0	-	Right Tilted	0mm	Ant 2	Full	27710	2310	22.73	24.00	1.340	-	-	0.09	0.146	0.196
	LTE Band 30	10M	QPSK	25	0	-	Right Tilted	0mm	Ant 2	Full	27710	2310	21.71	23.00	1.346	-	-	-0.09	0.117	0.157
	LTE Band 30	10M	QPSK	1	0	-	Left Cheek	0mm	Ant 2	Full	27710	2310	22.73	24.00	1.340	-	-	-0.09	0.320	0.429
	LTE Band 30	10M	QPSK	25	0	-	Left Cheek	0mm	Ant 2	Full	27710	2310	21.71	23.00	1.346	-	-	0.1	0.253	0.341
	LTE Band 30	10M	QPSK	1	0	-	Left Tilted	0mm	Ant 2	Full	27710	2310	22.73	24.00	1.340	-	-	0.09	0.197	0.264
	LTE Band 30	10M	QPSK	25	0	-	Left Tilted	0mm	Ant 2	Full	27710	2310	21.71	23.00	1.346	-	-	0.05	0.152	0.205
	FR1 n30	10M	QPSK	1	1	DFT-SCS-15KHz	Right Cheek	0mm	Ant 0	Full	462000	2310	22.89	24.00	1.291	-	-	0.03	0.308	0.398
	FR1 n30	10M	QPSK	25	14	DFT-SCS-15KHz	Right Cheek	0mm	Ant 0	Full	462000	2310	22.83	24.00	1.309	-	-	-0.09	0.302	0.395
	FR1 n30	10M	QPSK	1	1	DFT-SCS-15KHz	Right Tilted	0mm	Ant 0	Full	462000	2310	22.89	24.00	1.291	-	-	-0.12	0.126	0.163
	FR1 n30	10M	QPSK	25	14	DFT-SCS-15KHz	Right Tilted	0mm	Ant 0	Full	462000	2310	22.83	24.00	1.309	-	-	0.04	0.126	0.165
	FR1 n30	10M	QPSK	1	1	DFT-SCS-15KHz	Left Cheek	0mm	Ant 0	Full	462000	2310	22.89	24.00	1.291	-	-	0.05	0.105	0.136
	FR1 n30	10M	QPSK	25	14	DFT-SCS-15KHz	Left Cheek	0mm	Ant 0	Full	462000	2310	22.83	24.00	1.309	-	-	0.03	0.111	0.145
	FR1 n30	10M	QPSK	1	1	DFT-SCS-15KHz	Left Tilted	0mm	Ant 0	Full	462000	2310	22.89	24.00	1.291	-	-	0.01	0.167	0.216
	FR1 n30	10M	QPSK	25	14	DFT-SCS-15KHz	Left Tilted	0mm	Ant 0	Full	462000	2310	22.83	24.00	1.309	-	-	0.05	0.168	0.220
	FR1 n30	10M	QPSK	1	1	DFT-SCS-15KHz	Right Cheek	0mm	Ant 1	Reduced	462000	2310	21.86	23.00	1.300	-	-	0.06	0.771	1.002
22	FR1 n30	10M	QPSK	25	14	DFT-SCS-15KHz	Right Cheek	0mm	Ant 1	Reduced	462000	2310	21.83	23.00	1.309	-	-	-0.09	0.799	**1.046**
	FR1 n30	10M	QPSK	50	0	DFT-SCS-15KHz	Right Cheek	0mm	Ant 1	Reduced	462000	2310	21.82	23.00	1.312	-	-	0.06	0.753	0.988
	FR1 n30	10M	QPSK	1	1	DFT-SCS-15KHz	Right Tilted	0mm	Ant 1	Reduced	462000	2310	21.86	23.00	1.300	-	-	0.02	0.636	0.827
	FR1 n30	10M	QPSK	25	14	DFT-SCS-15KHz	Right Tilted	0mm	Ant 1	Reduced	462000	2310	21.83	23.00	1.309	-	-	-0.03	0.628	0.822
	FR1 n30	10M	QPSK	50	0	DFT-SCS-15KHz	Right Tilted	0mm	Ant 1	Reduced	462000	2310	21.82	23.00	1.312	-	-	0.06	0.607	0.797
	FR1 n30	10M	QPSK	1	1	DFT-SCS-15KHz	Left Cheek	0mm	Ant 1	Reduced	462000	2310	21.86	23.00	1.300	-	-	0.03	0.411	0.534
	FR1 n30	10M	QPSK	25	14	DFT-SCS-15KHz	Left Cheek	0mm	Ant 1	Reduced	462000	2310	21.83	23.00	1.309	-	-	-0.12	0.404	0.529
	FR1 n30	10M	QPSK	1	1	DFT-SCS-15KHz	Left Tilted	0mm	Ant 1	Reduced	462000	2310	21.86	23.00	1.300	-	-	0.06	0.363	0.472
	FR1 n30	10M	QPSK	25	14	DFT-SCS-15KHz	Left Tilted	0mm	Ant 1	Reduced	462000	2310	21.83	23.00	1.309	-	-	0.04	0.367	0.480
2600MHz																				
	LTE Band 7	20M	QPSK	1	0	-	Right Cheek	0mm	Ant 0	Full	21100	2535	22.74	24.00	1.337		1.000	0.03	0.116	0.155
	LTE Band 7	20M	QPSK	1	0	-	Right Cheek	0mm	Ant 0	Full	20850	2510	22.62	24.00	1.374		1.000	0.02	0.105	0.144
	LTE Band 7	20M	QPSK	1	0	-	Right Cheek	0mm	Ant 0	Full	21350	2560	22.65	24.00	1.365		1.000	0.01	0.109	0.149

	LTE Band 7	20M	QPSK	50	0	-	Right Cheek	0mm	Ant 0	Full	21100	2535	21.87	23.00	1.297		1.000	0.01	0.095	0.123
	LTE Band 7	20M	QPSK	1	0	-	Right Tilted	0mm	Ant 0	Full	21100	2535	22.74	24.00	1.337		1.000	-0.15	0.078	0.104
	LTE Band 7	20M	QPSK	50	0	-	Right Tilted	0mm	Ant 0	Full	21100	2535	21.87	23.00	1.297		1.000	0.04	0.065	0.084
	LTE Band 7	20M	QPSK	1	0	-	Left Cheek	0mm	Ant 0	Full	21100	2535	22.74	24.00	1.337		1.000	0.03	0.072	0.096
	LTE Band 7	20M	QPSK	50	0	-	Left Cheek	0mm	Ant 0	Full	21100	2535	21.87	23.00	1.297		1.000	0.08	0.060	0.078
	LTE Band 7	20M	QPSK	1	0	-	Left Tilted	0mm	Ant 0	Full	21100	2535	22.74	24.00	1.337		1.000	0.03	0.075	0.100
	LTE Band 7	20M	QPSK	50	0	-	Left Tilted	0mm	Ant 0	Full	21100	2535	21.87	23.00	1.297		1.000	0.09	0.061	0.079
	LTE Band 7_Other PA	20M	QPSK	1	0	-	Right Cheek	0mm	Ant 5	Reduced	21100	2535	21.56	22.50	1.242		1.000	0.03	0.881	1.094
	LTE Band 7_Other PA	20M	QPSK	1	0	-	Right Cheek	0mm	Ant 5	Reduced	20850	2510	21.45	22.50	1.274		1.000	0.01	0.841	1.071
23	LTE Band 7_Other PA	20M	QPSK	1	0	-	Right Cheek	0mm	Ant 5	Reduced	21350	2560	21.39	22.50	1.291		1.000	-0.02	0.902	**1.165**
	LTE Band 7_Other PA _ULCA	20M	QPSK	1	0	-	Right Cheek	0mm	Ant 5	Simultaneous	21350	2560	18.69	19.50	1.205		1.000	0.02	0.443	0.534
	LTE Band 7_Other PA	20M	QPSK	50	0	-	Right Cheek	0mm	Ant 5	Reduced	21100	2535	21.50	22.50	1.259		1.000	0.16	0.773	0.973
	LTE Band 7_Other PA	20M	QPSK	50	0	-	Right Cheek	0mm	Ant 5	Reduced	20850	2510	21.36	22.50	1.300		1.000	0.02	0.752	0.978
	LTE Band 7_Other PA	20M	QPSK	50	0	-	Right Cheek	0mm	Ant 5	Reduced	21350	2560	21.44	22.50	1.276		1.000	0.06	0.747	0.953
	LTE Band 7_Other PA	20M	QPSK	100	0	-	Right Cheek	0mm	Ant 5	Reduced	21100	2535	21.49	22.50	1.262		1.000	0.05	0.731	0.922
	LTE Band 7_Other PA	20M	QPSK	1	0	-	Right Tilted	0mm	Ant 5	Reduced	21100	2535	21.56	22.50	1.242		1.000	-0.01	0.110	0.137
	LTE Band 7_Other PA	20M	QPSK	50	0	-	Right Tilted	0mm	Ant 5	Reduced	21100	2535	21.50	22.50	1.259		1.000	-0.02	0.092	0.116
	LTE Band 7_Other PA	20M	QPSK	1	0	-	Left Cheek	0mm	Ant 5	Reduced	21100	2535	21.56	22.50	1.242		1.000	0.07	0.298	0.370
	LTE Band 7_Other PA	20M	QPSK	50	0	-	Left Cheek	0mm	Ant 5	Reduced	21100	2535	21.50	22.50	1.259		1.000	-0.15	0.245	0.308
	LTE Band 7_Other PA	20M	QPSK	1	0	-	Left Tilted	0mm	Ant 5	Reduced	21100	2535	21.56	22.50	1.242		1.000	-0.18	0.187	0.232
	LTE Band 7_Other PA	20M	QPSK	50	0	-	Left Tilted	0mm	Ant 5	Reduced	21100	2535	21.50	22.50	1.259		1.000	0.08	0.152	0.191
	LTE Band 7_Other PA	20M	QPSK	1	0	-	Right Cheek	0mm	Ant 6	Reduced	21100	2535	21.36	22.50	1.300		1.000	-0.02	0.178	0.231
	LTE Band 7_Other PA	20M	QPSK	50	0	-	Right Cheek	0mm	Ant 6	Reduced	21100	2535	21.32	22.50	1.312		1.000	0.06	0.136	0.178
	LTE Band 7_Other PA	20M	QPSK	1	0	-	Right Tilted	0mm	Ant 6	Reduced	21100	2535	21.36	22.50	1.300		1.000	0.02	0.035	0.046
	LTE Band 7_Other PA	20M	QPSK	50	0	-	Right Tilted	0mm	Ant 6	Reduced	21100	2535	21.32	22.50	1.312		1.000	0.04	0.002	0.003
	LTE Band 7_Other PA	20M	QPSK	1	0	-	Left Cheek	0mm	Ant 6	Reduced	21100	2535	21.36	22.50	1.300		1.000	-0.01	0.766	0.996
	LTE Band 7_Other PA	20M	QPSK	1	0	-	Left Cheek	0mm	Ant 6	Reduced	20850	2510	21.24	22.50	1.337		1.000	0.05	0.800	1.069
	LTE Band 7_Other PA _ULCA	20M	QPSK	1	0	-	Left Cheek	0mm	Ant 6	Simultaneous	20850	2510	18.36	19.50	1.300		1.000	0.09	0.411	0.534
	LTE Band 7_Other PA	20M	QPSK	1	0	-	Left Cheek	0mm	Ant 6	Reduced	21350	2560	21.27	22.50	1.327		1.000	0.02	0.782	1.038
	LTE Band 7_Other PA	20M	QPSK	50	0	-	Left Cheek	0mm	Ant 6	Reduced	21100	2535	21.32	22.50	1.312		1.000	0.08	0.771	1.012
	LTE Band 7_Other PA	20M	QPSK	50	0	-	Left Cheek	0mm	Ant 6	Reduced	20850	2510	21.27	22.50	1.327		1.000	0.19	0.749	0.994
	LTE Band 7_Other PA	20M	QPSK	50	0	-	Left Cheek	0mm	Ant 6	Reduced	21350	2560	21.18	22.50	1.355		1.000	-0.14	0.782	1.060
	LTE Band 7_Other PA	20M	QPSK	100	0	-	Left Cheek	0mm	Ant 6	Reduced	21100	2535	21.22	22.50	1.343		1.000	0.02	0.750	1.007
	LTE Band 7_Other PA	20M	QPSK	1	0	-	Left Tilted	0mm	Ant 6	Reduced	21100	2535	21.36	22.50	1.300		1.000	-0.07	0.060	0.078
	LTE Band 7_Other PA	20M	QPSK	50	0	-	Left Tilted	0mm	Ant 6	Reduced	21100	2535	21.32	22.50	1.312		1.000	0.04	0.048	0.063
	LTE Band 41(38)	20M	QPSK	1	0	-	Right Cheek	0mm	Ant 0	Full	40620	2593	22.97	24.00	1.268	62.9	1.006	0.11	0.100	0.128
	LTE Band 41C	20M	QPSK	1	0	-	Right Cheek	0mm	Ant 0	Full	40620+ 40818	2593+ 2612.8	22.95	24.00	1.274	62.9	1.006	-0.04	0.081	0.104
24	LTE Band 41C(38) HPUE	20M	QPSK	1	0	-	Right Cheek	0mm	Ant 0	Full	40620	2593	25.82	27.00	1.312	42.9	1.009	0.05	0.140	**0.185**
	LTE Band 41C HPUE	20M	QPSK	1	0	-	Right Cheek	0mm	Ant 0	Full	40620+ 40818	2593+ 2612.8	23.03	24.00	1.250	42.9	1.009	0.04	0.058	0.073
	LTE Band 38C HPUE	20M	QPSK	1	0	-	Right Cheek	0mm	Ant 0	Full	37901+ 38099	2585.1+ 2604.9	25.71	27.00	1.346	42.9	1.009	0.04	0.121	0.164
	LTE Band 41(38)	20M	QPSK	1	0	-	Right Cheek	0mm	Ant 0	Full	39750	2506	22.72	24.00	1.343	62.9	1.006	0.02	0.095	0.128
	LTE Band 41(38)	20M	QPSK	1	0	-	Right Cheek	0mm	Ant 0	Full	40185	2549.5	22.63	24.00	1.371	62.9	1.006	0.01	0.091	0.125
	LTE Band 41(38)	20M	QPSK	1	0	-	Right Cheek	0mm	Ant 0	Full	41055	2636.5	22.63	24.00	1.371	62.9	1.006	0.03	0.085	0.117
	LTE Band 41(38)	20M	QPSK	1	0	-	Right Cheek	0mm	Ant 0	Full	41490	2680	22.67	24.00	1.358	62.9	1.006	0.02	0.082	0.112
	LTE Band 41(38)	20M	QPSK	50	0	-	Right Cheek	0mm	Ant 0	Full	40620	2593	21.82	23.00	1.312	62.9	1.006	-0.1	0.079	0.104
	LTE Band 41(38)	20M	QPSK	1	0	-	Right Tilted	0mm	Ant 0	Full	40620	2593	22.97	24.00	1.268	62.9	1.006	0.04	0.067	0.085
	LTE Band 41(38)	20M	QPSK	50	0	-	Right Tilted	0mm	Ant 0	Full	40620	2593	21.82	23.00	1.312	62.9	1.006	-0.1	0.054	0.071
	LTE Band 41(38)	20M	QPSK	1	0	-	Left Cheek	0mm	Ant 0	Full	40620	2593	22.97	24.00	1.268	62.9	1.006	0.08	0.062	0.079
	LTE Band 41(38)	20M	QPSK	50	0	-	Left Cheek	0mm	Ant 0	Full	40620	2593	21.82	23.00	1.312	62.9	1.006	0.04	0.050	0.066
	LTE Band 41(38)	20M	QPSK	1	0	-	Left Tilted	0mm	Ant 0	Full	40620	2593	22.97	24.00	1.268	62.9	1.006	0.03	0.065	0.083
	LTE Band 41(38)	20M	QPSK	50	0	-	Left Tilted	0mm	Ant 0	Full	40620	2593	21.82	23.00	1.312	62.9	1.006	0.05	0.051	0.067
25	FR1 n7	40M	QPSK	1	1	DFT-SCS-15KHz	Right Cheek	0mm	Ant 5	Reduced	507000	2535	22.18	23.00	1.208	-	-	-0.13	0.930	**1.123**
	FR1 n7	40M	QPSK	1	1	DFT-SCS-15KHz	Right Cheek	0mm	Ant 5	Reduced	505000	2525	22.14	23.00	1.219	-	-	-0.06	0.840	1.024
	FR1 n7	40M	QPSK	1	1	DFT-SCS-15KHz	Right Cheek	0mm	Ant 5	Reduced	509000	2545	22.04	23.00	1.247	-	-	-0.01	0.890	1.110
	FR1 n7	40M	QPSK	108	54	DFT-SCS-15KHz	Right Cheek	0mm	Ant 5	Reduced	507000	2535	21.96	23.00	1.271	-	-	0.12	0.745	0.947

	FR1 n7	40M	QPSK	216	0	DFT-SCS-15KHz	Right Cheek	0mm	Ant 5	Reduced	507000	2535	21.96	23.00	1.271	-	-	0.11	0.732	0.930
	FR1 n7	40M	QPSK	1	1	DFT-SCS-15KHz	Right Tilted	0mm	Ant 5	Reduced	507000	2535	22.18	23.00	1.208	-	-	-0.03	0.100	0.121
	FR1 n7	40M	QPSK	108	54	DFT-SCS-15KHz	Right Tilted	0mm	Ant 5	Reduced	507000	2535	21.96	23.00	1.271	-	-	0.06	0.086	0.109
	FR1 n7	40M	QPSK	1	1	DFT-SCS-15KHz	Left Cheek	0mm	Ant 5	Reduced	507000	2535	22.18	23.00	1.208	-	-	0.19	0.277	0.335
	FR1 n7	40M	QPSK	108	54	DFT-SCS-15KHz	Left Cheek	0mm	Ant 5	Reduced	507000	2535	21.96	23.00	1.271	-	-	0.05	0.218	0.277
	FR1 n7	40M	QPSK	1	1	DFT-SCS-15KHz	Left Tilted	0mm	Ant 5	Reduced	507000	2535	22.18	23.00	1.208	-	-	0.07	0.174	0.210
	FR1 n7	40M	QPSK	108	54	DFT-SCS-15KHz	Left Tilted	0mm	Ant 5	Reduced	507000	2535	21.96	23.00	1.271	-	-	0.01	0.133	0.169
	FR1 n41(38)	100M	QPSK	1	1	DFT-SCS-30KHz	Right Cheek	0mm	Ant 2	Full	518598	2592.99	24.46	25.00	1.132	-	-	0.06	0.123	0.139
	FR1 n41(38)	100M	QPSK	135	69	DFT-SCS-30KHz	Right Cheek	0mm	Ant 2	Full	518598	2592.99	24.31	25.00	1.172	-	-	0.05	0.135	0.158
	FR1 n41(38)	100M	QPSK	1	1	DFT-SCS-30KHz	Right Tilted	0mm	Ant 2	Full	518598	2592.99	24.46	25.00	1.132	-	-	0.02	0.087	0.099
	FR1 n41(38)	100M	QPSK	135	69	DFT-SCS-30KHz	Right Tilted	0mm	Ant 2	Full	518598	2592.99	24.31	25.00	1.172	-	-	0.09	0.088	0.103
	FR1 n41(38)	100M	QPSK	1	1	DFT-SCS-30KHz	Left Cheek	0mm	Ant 2	Full	518598	2592.99	24.46	25.00	1.132	-	-	0.06	0.359	0.407
	FR1 n41(38)	100M	QPSK	135	69	DFT-SCS-30KHz	Left Cheek	0mm	Ant 2	Full	518598	2592.99	24.31	25.00	1.172	-	-	-0.06	0.374	0.438
	FR1 n41(38)	100M	QPSK	135	69	DFT-SCS-30KHz	Left Cheek	0mm	Ant 2	Full	509202	2546.01	24.17	25.00	1.211	-	-	-0.03	0.360	0.436
	FR1 n41(38)	100M	QPSK	135	69	DFT-SCS-30KHz	Left Cheek	0mm	Ant 2	Full	528000	2640	24.24	25.00	1.191	-	-	-0.02	0.358	0.426
	FR1 n41(38)	100M	QPSK	1	1	DFT-SCS-30KHz	Left Tilted	0mm	Ant 2	Full	518598	2592.99	24.46	25.00	1.132	-	-	0.04	0.243	0.275
	FR1 n41(38)	100M	QPSK	135	69	DFT-SCS-30KHz	Left Tilted	0mm	Ant 2	Full	518598	2592.99	24.31	25.00	1.172	-	-	0.01	0.371	0.435
	FR1 n41(38) HPUE	100M	QPSK	1	1	DFT-SCS-30KHz	Right Cheek	0mm	Ant 5	Reduced	518598	2592.99	22.41	23.00	1.146	-	-	0.14	0.896	1.026
	FR1 n41(38) HPUE	100M	QPSK	135	69	DFT-SCS-30KHz	Right Cheek	0mm	Ant 5	Reduced	518598	2592.99	22.37	23.00	1.156	-	-	0.03	0.906	1.047
26	FR1 n41(38) HPUE	100M	QPSK	270	0	DFT-SCS-30KHz	Right Cheek	0mm	Ant 5	Reduced	518598	2592.99	22.32	23.00	1.169	-	-	0.15	0.919	**1.075**
	FR1 n41(38) HPUE	100M	QPSK	270	0	DFT-SCS-30KHz	Right Cheek	0mm	Ant 5	Reduced	509202	2546.01	22.19	23.00	1.205	-	-	0.06	0.845	1.018
	FR1 n41(38) HPUE	100M	QPSK	270	0	DFT-SCS-30KHz	Right Cheek	0mm	Ant 5	Reduced	528000	2640	22.17	23.00	1.211	-	-	0.02	0.882	1.068
	FR1 n41(38) HPUE - ENDC	100M	QPSK	270	0	DFT-SCS-30KHz	Right Cheek	0mm	Ant 5	Simultaneous	518598	2592.99	19.33	20.00	1.167	-	-	0.02	0.459	0.536
	FR1 n41(38) HPUE	100M	QPSK	1	1	DFT-SCS-30KHz	Right Tilted	0mm	Ant 5	Reduced	518598	2592.99	22.41	23.00	1.146	-	-	0.06	0.105	0.120
	FR1 n41(38) HPUE	100M	QPSK	135	69	DFT-SCS-30KHz	Right Tilted	0mm	Ant 5	Reduced	518598	2592.99	22.37	23.00	1.156	-	-	0.12	0.107	0.124
	FR1 n41(38) HPUE	100M	QPSK	1	1	DFT-SCS-30KHz	Left Cheek	0mm	Ant 5	Reduced	518598	2592.99	22.41	23.00	1.146	-	-	-0.17	0.239	0.274
	FR1 n41(38) HPUE	100M	QPSK	135	69	DFT-SCS-30KHz	Left Cheek	0mm	Ant 5	Reduced	518598	2592.99	22.37	23.00	1.156	-	-	0.04	0.243	0.281
	FR1 n41(38) HPUE	100M	QPSK	1	1	DFT-SCS-30KHz	Left Tilted	0mm	Ant 5	Reduced	518598	2592.99	22.41	23.00	1.146	-	-	0.02	0.155	0.178
	FR1 n41(38) HPUE	100M	QPSK	135	69	DFT-SCS-30KHz	Left Tilted	0mm	Ant 5	Reduced	518598	2592.99	22.37	23.00	1.156	-	-	0.08	0.149	0.172
	FR1 n41(38) HPUE	100M	QPSK	1	1	DFT-SCS-30KHz	Right Cheek	0mm	Ant 6	Reduced	518598	2592.99	20.96	22.00	1.271	-	-	-0.12	0.190	0.241
	FR1 n41(38) HPUE	100M	QPSK	135	69	DFT-SCS-30KHz	Right Cheek	0mm	Ant 6	Reduced	518598	2592.99	20.90	22.00	1.288	-	-	0.06	0.135	0.174
	FR1 n41(38) HPUE	100M	QPSK	1	1	DFT-SCS-30KHz	Right Tilted	0mm	Ant 6	Reduced	518598	2592.99	20.96	22.00	1.271	-	-	0.16	0.033	0.042
	FR1 n41(38) HPUE	100M	QPSK	135	69	DFT-SCS-30KHz	Right Tilted	0mm	Ant 6	Reduced	518598	2592.99	20.90	22.00	1.288	-	-	-0.14	0.030	0.039
	FR1 n41(38) HPUE	100M	QPSK	1	1	DFT-SCS-30KHz	Left Cheek	0mm	Ant 6	Reduced	518598	2592.99	20.96	22.00	1.271	-	-	-0.01	0.844	1.072
	FR1 n41(38) HPUE	100M	QPSK	1	1	DFT-SCS-30KHz	Left Cheek	0mm	Ant 6	Reduced	509202	2546.01	20.91	22.00	1.285	-	-	0.02	0.790	1.015
	FR1 n41(38) HPUE	100M	QPSK	1	1	DFT-SCS-30KHz	Left Cheek	0mm	Ant 6	Reduced	528000	2640	20.83	22.00	1.309	-	-	-0.03	0.785	1.028
	FR1 n41(38) HPUE - ULMIMO	100M	QPSK	1	1	DFT-SCS-30KHz	Left Cheek	0mm	Ant 6	Simultaneous	518598	2592.99	18.01	19.00	1.256	-	-	0.06	0.460	0.578
	FR1 n41(38) HPUE	100M	QPSK	135	69	DFT-SCS-30KHz	Left Cheek	0mm	Ant 6	Reduced	518598	2592.99	20.90	22.00	1.288	-	-	0.08	0.822	1.059
	FR1 n41(38) HPUE	100M	QPSK	270	0	DFT-SCS-30KHz	Left Cheek	0mm	Ant 6	Reduced	518598	2592.99	20.84	22.00	1.306	-	-	-0.15	0.816	1.066
	FR1 n41(38) HPUE	100M	QPSK	1	1	DFT-SCS-30KHz	Left Tilted	0mm	Ant 6	Reduced	518598	2592.99	20.96	22.00	1.271	-	-	-0.17	0.064	0.081
	FR1 n41(38) HPUE	100M	QPSK	135	69	DFT-SCS-30KHz	Left Tilted	0mm	Ant 6	Reduced	518598	2592.99	20.90	22.00	1.288	-	-	0.04	0.046	0.059
	FR1 n41(38) HPUE	100M	QPSK	1	1	DFT-SCS-30KHz	Right Cheek	0mm	Ant 8	Full	518598	2592.99	24.21	25.00	1.199	-	-	0.04	0.156	0.187
	FR1 n41(38) HPUE	100M	QPSK	135	69	DFT-SCS-30KHz	Right Cheek	0mm	Ant 8	Full	518598	2592.99	23.92	25.00	1.282	-	-	-0.15	0.159	0.204
	FR1 n41(38) HPUE	100M	QPSK	1	1	DFT-SCS-30KHz	Right Tilted	0mm	Ant 8	Full	518598	2592.99	24.21	25.00	1.199	-	-	0.16	0.122	0.146
	FR1 n41(38) HPUE	100M	QPSK	135	69	DFT-SCS-30KHz	Right Tilted	0mm	Ant 8	Full	518598	2592.99	23.92	25.00	1.282	-	-	-0.1	0.126	0.162
	FR1 n41(38) HPUE	100M	QPSK	1	1	DFT-SCS-30KHz	Left Cheek	0mm	Ant 8	Full	518598	2592.99	24.21	25.00	1.199	-	-	0.18	0.345	0.414
	FR1 n41(38) HPUE	100M	QPSK	135	69	DFT-SCS-30KHz	Left Cheek	0mm	Ant 8	Full	518598	2592.99	23.92	25.00	1.282	-	-	0.17	0.359	0.460
	FR1 n41(38) HPUE	100M	QPSK	135	69	DFT-SCS-30KHz	Left Cheek	0mm	Ant 8	Full	509202	2546.01	23.81	25.00	1.315	-	-	0.05	0.340	0.447
	FR1 n41(38) HPUE	100M	QPSK	135	69	DFT-SCS-30KHz	Left Cheek	0mm	Ant 8	Full	528000	2640	23.88	25.00	1.294	-	-	-0.02	0.338	0.437
	FR1 n41(38) HPUE	100M	QPSK	1	1	DFT-SCS-30KHz	Left Tilted	0mm	Ant 8	Full	518598	2592.99	24.21	25.00	1.199	-	-	-0.02	0.102	0.122
	FR1 n41(38) HPUE	100M	QPSK	135	69	DFT-SCS-30KHz	Left Tilted	0mm	Ant 8	Full	518598	2592.99	23.92	25.00	1.282	-	-	-0.18	0.106	0.136
								3500MHz												
	FR1 n48 Part 96	40M	QPSK	1	1	DFT-SCS-30KHz	Right Cheek	0mm	Ant 2	Full	641666	3624.99	20.30	21.00	1.175	-	-	0.03	0.169	0.199
	FR1 n48 Part 96	40M	QPSK	50	28	DFT-SCS-30KHz	Right Cheek	0mm	Ant 2	Full	641666	3624.99	20.27	21.00	1.183	-	-	-0.11	0.166	0.196
	FR1 n48 Part 96	40M	QPSK	1	1	DFT-SCS-30KHz	Right Tilted	0mm	Ant 2	Full	641666	3624.99	20.30	21.00	1.175	-	-	-0.06	0.186	0.219
	FR1 n48 Part 96	40M	QPSK	50	28	DFT-SCS-30KHz	Right Tilted	0mm	Ant 2	Full	641666	3624.99	20.27	21.00	1.183	-	-	0.04	0.187	0.221

	FR1 n48 Part 96	40M	QPSK	1	1	DFT-SCS-30KHz	Left Cheek	0mm	Ant 2	Full	641666	3624.99	20.30	21.00	1.175	-	-	0.07	0.316	0.371
	FR1 n48 Part 96	40M	QPSK	1	1	DFT-SCS-30KHz	Left Cheek	0mm	Ant 2	Full	638000	3570	20.15	21.00	1.216	-	-	0.01	0.288	0.350
	FR1 n48 Part 96	40M	QPSK	1	1	DFT-SCS-30KHz	Left Cheek	0mm	Ant 2	Full	645332	3679.98	20.23	21.00	1.194	-	-	-0.04	0.293	0.350
	FR1 n48 Part 96	40M	QPSK	50	28	DFT-SCS-30KHz	Left Cheek	0mm	Ant 2	Full	641666	3624.99	20.27	21.00	1.183	-	-	0.05	0.301	0.356
	FR1 n48 Part 96	40M	QPSK	1	1	DFT-SCS-30KHz	Left Tilted	0mm	Ant 2	Full	641666	3624.99	20.30	21.00	1.175	-	-	0.09	0.237	0.278
	FR1 n48 Part 96	40M	QPSK	50	28	DFT-SCS-30KHz	Left Tilted	0mm	Ant 2	Full	641666	3624.99	20.27	21.00	1.183	-	-	-0.17	0.226	0.267
	FR1 n48 Part 96	40M	QPSK	1	1	DFT-SCS-30KHz	Right Cheek	0mm	Ant 3	Reduced	641666	3624.99	19.22	20.00	1.197	-	-	0.16	0.794	0.950
	FR1 n48 Part 96	40M	QPSK	1	1	DFT-SCS-30KHz	Right Cheek	0mm	Ant 3	Reduced	638000	3570	19.12	20.00	1.225	-	-	-0.04	0.713	0.873
	FR1 n48 Part 96	40M	QPSK	1	1	DFT-SCS-30KHz	Right Cheek	0mm	Ant 3	Reduced	645332	3679.98	19.08	20.00	1.236	-	-	0.01	0.742	0.917
27	FR1 n48 Part 96	40M	QPSK	50	28	DFT-SCS-30KHz	Right Cheek	0mm	Ant 3	Reduced	641666	3624.99	19.20	20.00	1.202	-	-	-0.17	0.890	**1.070**
	FR1 n48 Part 96	40M	QPSK	50	28	DFT-SCS-30KHz	Right Cheek	0mm	Ant 3	Reduced	638000	3570	18.98	20.00	1.265	-	-	0.04	0.834	1.055
	FR1 n48 Part 96	40M	QPSK	50	28	DFT-SCS-30KHz	Right Cheek	0mm	Ant 3	Reduced	645332	3679.98	18.99	20.00	1.262	-	-	-0.05	0.813	1.026
	FR1 n48 Part 96	40M	QPSK	100	0	DFT-SCS-30KHz	Right Cheek	0mm	Ant 3	Reduced	641666	3624.99	18.86	20.00	1.300	-	-	0.04	0.812	1.056
	FR1 n48 Part 96	40M	QPSK	1	1	DFT-SCS-30KHz	Right Tilted	0mm	Ant 3	Reduced	641666	3624.99	19.22	20.00	1.197	-	-	-0.01	0.018	0.022
	FR1 n48 Part 96	40M	QPSK	50	28	DFT-SCS-30KHz	Right Tilted	0mm	Ant 3	Reduced	641666	3624.99	19.20	20.00	1.202	-	-	0.02	0.027	0.032
	FR1 n48 Part 96	40M	QPSK	1	1	DFT-SCS-30KHz	Left Cheek	0mm	Ant 3	Reduced	641666	3624.99	19.22	20.00	1.197	-	-	-0.15	0.103	0.123
	FR1 n48 Part 96	40M	QPSK	50	28	DFT-SCS-30KHz	Left Cheek	0mm	Ant 3	Reduced	641666	3624.99	19.20	20.00	1.202	-	-	-0.12	0.114	0.137
	FR1 n48 Part 96	40M	QPSK	1	1	DFT-SCS-30KHz	Left Tilted	0mm	Ant 3	Reduced	641666	3624.99	19.22	20.00	1.197	-	-	0.14	0.012	0.014
	FR1 n48 Part 96	40M	QPSK	50	28	DFT-SCS-30KHz	Left Tilted	0mm	Ant 3	Reduced	641666	3624.99	19.20	20.00	1.202	-	-	0.01	0.015	0.018
	FR1 n48 Part 96	40M	QPSK	1	1	DFT-SCS-30KHz	Right Cheek	0mm	Ant 7	Full	641666	3624.99	20.46	21.00	1.132	-	-	-0.02	0.176	0.199
	FR1 n48 Part 96	40M	QPSK	50	28	DFT-SCS-30KHz	Right Cheek	0mm	Ant 7	Full	641666	3624.99	20.41	21.00	1.146	-	-	0.14	0.208	0.238
	FR1 n48 Part 96	40M	QPSK	50	28	DFT-SCS-30KHz	Right Cheek	0mm	Ant 7	Full	638000	3570	20.32	21.00	1.169	-	-	0.03	0.188	0.220
	FR1 n48 Part 96	40M	QPSK	50	28	DFT-SCS-30KHz	Right Cheek	0mm	Ant 7	Full	645332	3679.98	20.37	21.00	1.156	-	-	0.09	0.192	0.222
	FR1 n48 Part 96	40M	QPSK	1	1	DFT-SCS-30KHz	Right Tilted	0mm	Ant 7	Full	641666	3624.99	20.46	21.00	1.132	-	-	0.09	0.062	0.070
	FR1 n48 Part 96	40M	QPSK	50	28	DFT-SCS-30KHz	Right Tilted	0mm	Ant 7	Full	641666	3624.99	20.41	21.00	1.146	-	-	-0.19	0.060	0.069
	FR1 n48 Part 96	40M	QPSK	1	1	DFT-SCS-30KHz	Left Cheek	0mm	Ant 7	Full	641666	3624.99	20.46	21.00	1.132	-	-	-0.16	0.119	0.135
	FR1 n48 Part 96	40M	QPSK	50	28	DFT-SCS-30KHz	Left Cheek	0mm	Ant 7	Full	641666	3624.99	20.41	21.00	1.146	-	-	0.14	0.104	0.119
	FR1 n48 Part 96	40M	QPSK	1	1	DFT-SCS-30KHz	Left Tilted	0mm	Ant 7	Full	641666	3624.99	20.46	21.00	1.132	-	-	0.03	0.111	0.126
	FR1 n48 Part 96	40M	QPSK	50	28	DFT-SCS-30KHz	Left Tilted	0mm	Ant 7	Full	641666	3624.99	20.41	21.00	1.146	-	-	-0.18	0.106	0.121
	FR1 n48 Part 96	40M	QPSK	1	1	DFT-SCS-30KHz	Right Cheek	0mm	Ant 8	Full	641666	3624.99	20.09	21.00	1.233	-	-	-0.07	0.142	0.175
	FR1 n48 Part 96	40M	QPSK	50	28	DFT-SCS-30KHz	Right Cheek	0mm	Ant 8	Full	641666	3624.99	20.07	21.00	1.239	-	-	-0.01	0.120	0.149
	FR1 n48 Part 96	40M	QPSK	1	1	DFT-SCS-30KHz	Right Tilted	0mm	Ant 8	Full	641666	3624.99	20.09	21.00	1.233	-	-	0.05	0.122	0.150
	FR1 n48 Part 96	40M	QPSK	50	28	DFT-SCS-30KHz	Right Tilted	0mm	Ant 8	Full	641666	3624.99	20.07	21.00	1.239	-	-	0.03	0.105	0.130
	FR1 n48 Part 96	40M	QPSK	1	1	DFT-SCS-30KHz	Left Cheek	0mm	Ant 8	Full	641666	3624.99	20.09	21.00	1.233	-	-	-0.09	0.152	0.187
	FR1 n48 Part 96	40M	QPSK	1	1	DFT-SCS-30KHz	Left Cheek	0mm	Ant 8	Full	638000	3570	19.99	21.00	1.262	-	-	0.04	0.133	0.168
	FR1 n48 Part 96	40M	QPSK	1	1	DFT-SCS-30KHz	Left Cheek	0mm	Ant 8	Full	645332	3679.98	20.01	21.00	1.256	-	-	-0.01	0.128	0.161
	FR1 n48 Part 96	40M	QPSK	50	28	DFT-SCS-30KHz	Left Cheek	0mm	Ant 8	Full	641666	3624.99	20.07	21.00	1.239	-	-	0.02	0.113	0.140
	FR1 n48 Part 96	40M	QPSK	1	1	DFT-SCS-30KHz	Left Tilted	0mm	Ant 8	Full	641666	3624.99	20.09	21.00	1.233	-	-	0.08	0.116	0.143
	FR1 n48 Part 96	40M	QPSK	50	28	DFT-SCS-30KHz	Left Tilted	0mm	Ant 8	Full	641666	3624.99	20.07	21.00	1.239	-	-	0.02	0.109	0.135
	FR1 n77(78) Part 27O_HPUE	100M	QPSK	1	1	DFT-SCS-30KHz	Right Cheek	0mm	Ant 2	Reduced	656000	3840	22.61	24.00	1.377	-	-	-0.05	0.440	0.606
	FR1 n77(78) Part 27O_HPUE	100M	QPSK	135	69	DFT-SCS-30KHz	Right Cheek	0mm	Ant 2	Reduced	656000	3840	22.57	24.00	1.390	-	-	-0.02	0.431	0.599
	FR1 n77(78) Part 27O_HPUE	100M	QPSK	1	1	DFT-SCS-30KHz	Right Tilted	0mm	Ant 2	Reduced	656000	3840	22.61	24.00	1.377	-	-	-0.04	0.484	0.667
	FR1 n77(78) Part 27O_HPUE	100M	QPSK	135	69	DFT-SCS-30KHz	Right Tilted	0mm	Ant 2	Reduced	656000	3840	22.57	24.00	1.390	-	-	-0.08	0.487	0.677
28	FR1 n77(78) Part 27O_HPUE	100M	QPSK	1	1	DFT-SCS-30KHz	Left Cheek	0mm	Ant 2	Reduced	656000	3840	22.61	24.00	1.377	-	-	0.02	0.821	**1.131**
	FR1 n77(78) Part 27O_HPUE	100M	QPSK	1	1	DFT-SCS-30KHz	Left Cheek	0mm	Ant 2	Reduced	650000	3750	22.53	24.00	1.403	-	-	0.06	0.801	1.124
	FR1 n77(78) Part 27O_HPUE	100M	QPSK	1	1	DFT-SCS-30KHz	Left Cheek	0mm	Ant 2	Reduced	662000	3930	22.54	24.00	1.400	-	-	0.04	0.798	1.117
	FR1 n77(78) Part 27O_HPUE	100M	QPSK	135	69	DFT-SCS-30KHz	Left Cheek	0mm	Ant 2	Reduced	656000	3840	22.57	24.00	1.390	-	-	0.07	0.781	1.086
	FR1 n77(78) Part 27O_HPUE	100M	QPSK	270	0	DFT-SCS-30KHz	Left Cheek	0mm	Ant 2	Reduced	656000	3840	22.50	24.00	1.413	-	-	0.06	0.774	1.093
	FR1 n77(78) Part 27O_HPUE	100M	QPSK	1	1	DFT-SCS-30KHz	Left Tilted	0mm	Ant 2	Reduced	656000	3840	22.61	24.00	1.377	-	-	0.01	0.615	0.847
	FR1 n77(78) Part 27O_HPUE	100M	QPSK	135	69	DFT-SCS-30KHz	Left Tilted	0mm	Ant 2	Reduced	656000	3840	22.57	24.00	1.390	-	-	0.06	0.586	0.815
	FR1 n77(78) Part 27O_HPUE	100M	QPSK	270	0	DFT-SCS-30KHz	Left Tilted	0mm	Ant 2	Reduced	656000	3840	22.50	24.00	1.413	-	-	0.06	0.572	0.808
	FR1 n77(78) Part 27Q_HPUE	100M	QPSK	1	1	DFT-SCS-30KHz	Right Cheek	0mm	Ant 2	Reduced	633334	3500.01	23.29	24.00	1.178	-	-	0.08	0.490	0.577
	FR1 n77(78) Part 27Q_HPUE	100M	QPSK	135	69	DFT-SCS-30KHz	Right Cheek	0mm	Ant 2	Reduced	633334	3500.01	23.17	24.00	1.211	-	-	0.02	0.547	0.662
	FR1 n77(78) Part 27Q_HPUE	100M	QPSK	1	1	DFT-SCS-30KHz	Right Tilted	0mm	Ant 2	Reduced	633334	3500.01	23.29	24.00	1.178	-	-	0.14	0.427	0.503
	FR1 n77(78) Part 27Q_HPUE	100M	QPSK	135	69	DFT-SCS-30KHz	Right Tilted	0mm	Ant 2	Reduced	633334	3500.01	23.17	24.00	1.211	-	-	0.05	0.480	0.581
	FR1 n77(78) Part 27Q_HPUE	100M	QPSK	1	1	DFT-SCS-30KHz	Left Cheek	0mm	Ant 2	Reduced	633334	3500.01	23.29	24.00	1.178	-	-	-0.09	0.956	1.126

	FR1 n77(78) Part 27Q_HPUE	100M	QPSK	135	69	DFT-SCS-30KHz	Left Cheek	0mm	Ant 2	Reduced	633334	3500.01	23.17	24.00	1.211	-	-	0.03	0.902	1.092
	FR1 n77(78) Part 27Q_HPUE	100M	QPSK	270	0	DFT-SCS-30KHz	Left Cheek	0mm	Ant 2	Reduced	633334	3500.01	22.76	24.00	1.330	-	-	0.06	0.811	1.079
	FR1 n77(78) Part 27Q_HPUE	100M	QPSK	1	1	DFT-SCS-30KHz	Left Tilted	0mm	Ant 2	Reduced	633334	3500.01	23.29	24.00	1.178	-	-	0.02	0.698	0.822
	FR1 n77(78) Part 27Q_HPUE	100M	QPSK	135	69	DFT-SCS-30KHz	Left Tilted	0mm	Ant 2	Reduced	633334	3500.01	23.17	24.00	1.211	-	-	0.03	0.685	0.829
	FR1 n77(78) Part 27Q_HPUE	100M	QPSK	270	0	DFT-SCS-30KHz	Left Tilted	0mm	Ant 2	Reduced	633334	3500.01	22.76	24.00	1.330	-	-	0.05	0.623	0.829
	FR1 n77(78) Part 27O	100M	QPSK	1	1	DFT-SCS-30KHz	Right Cheek	0mm	Ant 3	Reduced	656000	3840	14.39	15.50	1.291	-	-	-0.18	0.692	0.894
	FR1 n77(78) Part 27O	100M	QPSK	1	1	DFT-SCS-30KHz	Right Cheek	0mm	Ant 3	Reduced	650000	3750	14.24	15.50	1.337	-	-	0.03	0.634	0.847
	FR1 n77(78) Part 27O	100M	QPSK	1	1	DFT-SCS-30KHz	Right Cheek	0mm	Ant 3	Reduced	662000	3930	14.23	15.50	1.340	-	-	0.05	0.636	0.852
	FR1 n77(78) Part 27O	100M	QPSK	135	69	DFT-SCS-30KHz	Right Cheek	0mm	Ant 3	Reduced	656000	3840	14.32	15.50	1.312	-	-	-0.1	0.672	0.882
	FR1 n77(78) Part 27O	100M	QPSK	270	0	DFT-SCS-30KHz	Right Cheek	0mm	Ant 3	Reduced	656000	3840	14.22	15.50	1.343	-	-	0.06	0.650	0.873
	FR1 n77(78) Part 27O	100M	QPSK	1	1	DFT-SCS-30KHz	Right Tilted	0mm	Ant 3	Reduced	656000	3840	14.39	15.50	1.291	-	-	0.02	0.037	0.048
	FR1 n77(78) Part 27O	100M	QPSK	135	69	DFT-SCS-30KHz	Right Tilted	0mm	Ant 3	Reduced	656000	3840	14.32	15.50	1.312	-	-	-0.05	0.028	0.037
	FR1 n77(78) Part 27O	100M	QPSK	1	1	DFT-SCS-30KHz	Left Cheek	0mm	Ant 3	Reduced	656000	3840	14.39	15.50	1.291	-	-	0.03	0.168	0.217
	FR1 n77(78) Part 27O	100M	QPSK	135	69	DFT-SCS-30KHz	Left Cheek	0mm	Ant 3	Reduced	656000	3840	14.32	15.50	1.312	-	-	-0.14	0.130	0.171
	FR1 n77(78) Part 27O	100M	QPSK	1	1	DFT-SCS-30KHz	Left Tilted	0mm	Ant 3	Reduced	656000	3840	14.39	15.50	1.291	-	-	-0.16	0.025	0.032
	FR1 n77(78) Part 27O	100M	QPSK	135	69	DFT-SCS-30KHz	Left Tilted	0mm	Ant 3	Reduced	656000	3840	14.32	15.50	1.312	-	-	0.06	0.018	0.024
	FR1 n77(78) Part 27Q	100M	QPSK	1	1	DFT-SCS-30KHz	Right Cheek	0mm	Ant 3	Reduced	633334	3500.01	14.98	15.50	1.127	-	-	-0.17	0.947	1.067
	FR1 n77(78) Part 27Q	100M	QPSK	135	69	DFT-SCS-30KHz	Right Cheek	0mm	Ant 3	Reduced	633334	3500.01	14.92	15.50	1.143	-	-	0.01	0.819	0.936
	FR1 n77(78) Part 27Q	100M	QPSK	270	0	DFT-SCS-30KHz	Right Cheek	0mm	Ant 3	Reduced	633334	3500.01	14.93	15.50	1.140	-	-	0.09	0.865	0.986
	FR1 n77(78) Part 27Q	100M	QPSK	1	1	DFT-SCS-30KHz	Right Tilted	0mm	Ant 3	Reduced	633334	3500.01	14.98	15.50	1.127	-	-	0.1	0.026	0.029
	FR1 n77(78) Part 27Q	100M	QPSK	135	69	DFT-SCS-30KHz	Right Tilted	0mm	Ant 3	Reduced	633334	3500.01	14.92	15.50	1.143	-	-	-0.07	0.027	0.031
	FR1 n77(78) Part 27Q	100M	QPSK	1	1	DFT-SCS-30KHz	Left Cheek	0mm	Ant 3	Reduced	633334	3500.01	14.98	15.50	1.127	-	-	0.03	0.171	0.193
	FR1 n77(78) Part 27Q	100M	QPSK	135	69	DFT-SCS-30KHz	Left Cheek	0mm	Ant 3	Reduced	633334	3500.01	14.92	15.50	1.143	-	-	-0.04	0.145	0.166
	FR1 n77(78) Part 27Q	100M	QPSK	1	1	DFT-SCS-30KHz	Left Tilted	0mm	Ant 3	Reduced	633334	3500.01	14.98	15.50	1.127	-	-	0.13	0.018	0.020
	FR1 n77(78) Part 27Q	100M	QPSK	135	69	DFT-SCS-30KHz	Left Tilted	0mm	Ant 3	Reduced	633334	3500.01	14.92	15.50	1.143	-	-	-0.02	0.018	0.021
	FR1 n77(78) Part 27O_HPUE	100M	QPSK	1	1	DFT-SCS-30KHz	Right Cheek	0mm	Ant 7	Reduced	656000	3840	24.19	25.00	1.205	-	-	0.02	0.808	0.974
	FR1 n77(78) Part 27O_HPUE	100M	QPSK	1	1	DFT-SCS-30KHz	Right Cheek	0mm	Ant 7	Reduced	650000	3750	24.17	25.00	1.211	-	-	0.06	0.789	0.955
	FR1 n77(78) Part 27O_HPUE	100M	QPSK	1	1	DFT-SCS-30KHz	Right Cheek	0mm	Ant 7	Reduced	662000	3930	24.03	25.00	1.250	-	-	0.05	0.769	0.961
	FR1 n77(78) Part 27O-ULMIMO	100M	QPSK	1	1	DFT-SCS-30KHz	Right Cheek	0mm	Ant 7	Simultaneous	656000	3840	21.23	22.00	1.194	-	-	0.01	0.462	0.552
	FR1 n77(78) Part 27O_HPUE	100M	QPSK	135	69	DFT-SCS-30KHz	Right Cheek	0mm	Ant 7	Reduced	656000	3840	24.14	25.00	1.219	-	-	-0.14	0.722	0.880
	FR1 n77(78) Part 27O_HPUE	100M	QPSK	270	0	DFT-SCS-30KHz	Right Cheek	0mm	Ant 7	Reduced	656000	3840	24.09	25.00	1.233	-	-	0.19	0.732	0.903
	FR1 n77(78) Part 27O_HPUE	100M	QPSK	1	1	DFT-SCS-30KHz	Right Tilted	0mm	Ant 7	Reduced	656000	3840	24.19	25.00	1.205	-	-	0.16	0.326	0.393
	FR1 n77(78) Part 27O_HPUE	100M	QPSK	135	69	DFT-SCS-30KHz	Right Tilted	0mm	Ant 7	Reduced	656000	3840	24.14	25.00	1.219	-	-	-0.15	0.249	0.304
	FR1 n77(78) Part 27O_HPUE	100M	QPSK	1	1	DFT-SCS-30KHz	Left Cheek	0mm	Ant 7	Reduced	656000	3840	24.19	25.00	1.205	-	-	0.15	0.430	0.518
	FR1 n77(78) Part 27O_HPUE	100M	QPSK	135	69	DFT-SCS-30KHz	Left Cheek	0mm	Ant 7	Reduced	656000	3840	24.14	25.00	1.219	-	-	0.09	0.336	0.410
	FR1 n77(78) Part 27O_HPUE	100M	QPSK	1	1	DFT-SCS-30KHz	Left Tilted	0mm	Ant 7	Reduced	656000	3840	24.19	25.00	1.205	-	-	0.03	0.317	0.382
	FR1 n77(78) Part 27O_HPUE	100M	QPSK	135	69	DFT-SCS-30KHz	Left Tilted	0mm	Ant 7	Reduced	656000	3840	24.14	25.00	1.219	-	-	0.01	0.248	0.302
	FR1 n77(78) Part 27Q_HPUE	100M	QPSK	1	1	DFT-SCS-30KHz	Right Cheek	0mm	Ant 7	Reduced	633334	3500.01	24.49	25.00	1.125	-	-	0.09	0.851	0.957
	FR1 n77(78) Part 27Q-ULMIMO	100M	QPSK	1	1	DFT-SCS-30KHz	Right Cheek	0mm	Ant 7	Simultaneous	633334	3500.01	21.44	22.00	1.138	-	-	0.02	0.455	0.518
	FR1 n77(78) Part 27Q_HPUE	100M	QPSK	135	69	DFT-SCS-30KHz	Right Cheek	0mm	Ant 7	Reduced	633334	3500.01	24.44	25.00	1.138	-	-	-0.09	0.721	0.820
	FR1 n77(78) Part 27Q_HPUE	100M	QPSK	270	0	DFT-SCS-30KHz	Right Cheek	0mm	Ant 7	Reduced	633334	3500.01	24.30	25.00	1.175	-	-	0.05	0.787	0.925
	FR1 n77(78) Part 27Q_HPUE	100M	QPSK	1	1	DFT-SCS-30KHz	Right Tilted	0mm	Ant 7	Reduced	633334	3500.01	24.49	25.00	1.125	-	-	-0.04	0.254	0.286
	FR1 n77(78) Part 27Q_HPUE	100M	QPSK	135	69	DFT-SCS-30KHz	Right Tilted	0mm	Ant 7	Reduced	633334	3500.01	24.44	25.00	1.138	-	-	0.08	0.247	0.281
	FR1 n77(78) Part 27Q_HPUE	100M	QPSK	1	1	DFT-SCS-30KHz	Left Cheek	0mm	Ant 7	Reduced	633334	3500.01	24.49	25.00	1.125	-	-	0.05	0.485	0.545
	FR1 n77(78) Part 27Q_HPUE	100M	QPSK	135	69	DFT-SCS-30KHz	Left Cheek	0mm	Ant 7	Reduced	633334	3500.01	24.44	25.00	1.138	-	-	0.12	0.426	0.485
	FR1 n77(78) Part 27Q_HPUE	100M	QPSK	1	1	DFT-SCS-30KHz	Left Tilted	0mm	Ant 7	Reduced	633334	3500.01	24.49	25.00	1.125	-	-	0.05	0.455	0.512
	FR1 n77(78) Part 27Q_HPUE	100M	QPSK	135	69	DFT-SCS-30KHz	Left Tilted	0mm	Ant 7	Reduced	633334	3500.01	24.44	25.00	1.138	-	-	-0.02	0.434	0.494
	FR1 n77(78) Part 27O_HPUE	100M	QPSK	1	1	DFT-SCS-30KHz	Right Cheek	0mm	Ant 8	Full	656000	3840	25.68	27.00	1.355	-	-	-0.13	0.317	0.430
	FR1 n77(78) Part 27O_HPUE	100M	QPSK	135	69	DFT-SCS-30KHz	Right Cheek	0mm	Ant 8	Full	656000	3840	25.64	27.00	1.368	-	-	0.05	0.268	0.367
	FR1 n77(78) Part 27O_HPUE	100M	QPSK	1	1	DFT-SCS-30KHz	Right Tilted	0mm	Ant 8	Full	656000	3840	25.68	27.00	1.355	-	-	-0.14	0.273	0.370
	FR1 n77(78) Part 27O_HPUE	100M	QPSK	135	69	DFT-SCS-30KHz	Right Tilted	0mm	Ant 8	Full	656000	3840	25.64	27.00	1.368	-	-	0.08	0.234	0.320
	FR1 n77(78) Part 27O_HPUE	100M	QPSK	1	1	DFT-SCS-30KHz	Left Cheek	0mm	Ant 8	Full	656000	3840	25.68	27.00	1.355	-	-	0.03	0.338	0.458
	FR1 n77(78) Part 27O_HPUE	100M	QPSK	1	1	DFT-SCS-30KHz	Left Cheek	0mm	Ant 8	Full	650000	3750	25.58	27.00	1.387	-	-	0.06	0.316	0.438
	FR1 n77(78) Part 27O_HPUE	100M	QPSK	1	1	DFT-SCS-30KHz	Left Cheek	0mm	Ant 8	Full	662000	3930	25.54	27.00	1.400	-	-	0.05	0.311	0.435
	FR1 n77(78) Part 27O_HPUE	100M	QPSK	135	69	DFT-SCS-30KHz	Left Cheek	0mm	Ant 8	Full	656000	3840	25.64	27.00	1.368	-	-	-0.13	0.252	0.345
	FR1 n77(78) Part 27O_HPUE	100M	QPSK	1	1	DFT-SCS-30KHz	Left Tilted	0mm	Ant 8	Full	656000	3840	25.68	27.00	1.355	-	-	0.19	0.259	0.351

	FR1 n77(78) Part 27O_HPUE	100M	QPSK	135	69	DFT-SCS-30KHz	Left Tilted	0mm	Ant 8	Full	656000	3840	25.64	27.00	1.368	-	-	0.04	0.242	0.331
	FR1 n77(78) Part 27Q_HPUE	100M	QPSK	1	1	DFT-SCS-30KHz	Right Cheek	0mm	Ant 8	Full	633334	3500.01	25.72	27.00	1.343	-	-	0.06	0.268	0.360
	FR1 n77(78) Part 27Q_HPUE	100M	QPSK	135	69	DFT-SCS-30KHz	Right Cheek	0mm	Ant 8	Full	633334	3500.01	25.45	27.00	1.429	-	-	0.06	0.258	0.369
	FR1 n77(78) Part 27Q_HPUE	100M	QPSK	1	1	DFT-SCS-30KHz	Right Tilted	0mm	Ant 8	Full	633334	3500.01	25.72	27.00	1.343	-	-	0.02	0.185	0.248
	FR1 n77(78) Part 27Q_HPUE	100M	QPSK	135	69	DFT-SCS-30KHz	Right Tilted	0mm	Ant 8	Full	633334	3500.01	25.45	27.00	1.429	-	-	0.07	0.204	0.291
	FR1 n77(78) Part 27Q_HPUE	100M	QPSK	1	1	DFT-SCS-30KHz	Left Cheek	0mm	Ant 8	Full	633334	3500.01	25.72	27.00	1.343	-	-	0.07	0.391	0.525
	FR1 n77(78) Part 27Q_HPUE	100M	QPSK	135	69	DFT-SCS-30KHz	Left Cheek	0mm	Ant 8	Full	633334	3500.01	25.45	27.00	1.429	-	-	-0.04	0.357	0.510
	FR1 n77(78) Part 27Q_HPUE	100M	QPSK	1	1	DFT-SCS-30KHz	Left Tilted	0mm	Ant 8	Full	633334	3500.01	25.72	27.00	1.343	-	-	0.08	0.163	0.219
	FR1 n77(78) Part 27Q_HPUE	100M	QPSK	135	69	DFT-SCS-30KHz	Left Tilted	0mm	Ant 8	Full	633334	3500.01	25.45	27.00	1.429	-	-	-0.03	0.160	0.229
	LTE Band 42 Part 27Q	20M	QPSK	1	0	-	Right Cheek	0mm	Ant 8	Full	42590	3500	23.73	24.50	1.194	62.9	1.006	-0.02	0.087	0.105
	LTE Band 42 Part 27Q	20M	QPSK	50	0	-	Right Cheek	0mm	Ant 8	Full	42590	3500	22.70	23.50	1.202	62.9	1.006	-0.07	0.068	0.082
	LTE Band 42 Part 27Q	20M	QPSK	1	0	-	Right Tilted	0mm	Ant 8	Full	42590	3500	23.73	24.50	1.194	62.9	1.006	0.06	0.064	0.077
	LTE Band 42 Part 27Q	20M	QPSK	50	0	-	Right Tilted	0mm	Ant 8	Full	42590	3500	22.70	23.50	1.202	62.9	1.006	0.05	0.050	0.060
	LTE Band 42 Part 27Q	20M	QPSK	1	0	-	Left Cheek	0mm	Ant 8	Full	42590	3500	23.73	24.50	1.194	62.9	1.006	-0.13	0.188	0.226
	LTE Band 42C Part 27Q	20M	QPSK	1	0	-	Left Cheek	0mm	Ant 8	Full	42590+ 42788	3500+ 3519.8	23.68	24.50	1.208	62.9	1.006	0.08	0.151	0.183
29	LTE Band 42 Part 27Q-HPUE	20M	QPSK	1	0	-	Left Cheek	0mm	Ant 8	Full	42590	3500	26.59	27.50	1.233	42.9	1.009	0.03	0.297	**0.370**
	LTE Band 42C Part 27Q-HPUE	20M	QPSK	1	0	-	Left Cheek	0mm	Ant 8	Full	42590+ 42788	3500+ 3519.8	23.93	24.50	1.140	42.9	1.009	0.04	0.107	0.123
	LTE Band 42 Part 27Q	20M	QPSK	1	0	-	Left Cheek	0mm	Ant 8	Full	42190	3460	23.59	24.50	1.233	62.9	1.006	0.04	0.157	0.195
	LTE Band 42 Part 27Q	20M	QPSK	1	0	-	Left Cheek	0mm	Ant 8	Full	42990	3540	23.56	24.50	1.242	62.9	1.006	-0.01	0.178	0.222
	LTE Band 42 Part 27Q	20M	QPSK	50	0	-	Left Cheek	0mm	Ant 8	Full	42590	3500	22.70	23.50	1.202	62.9	1.006	-0.11	0.129	0.156
	LTE Band 42 Part 27Q	20M	QPSK	1	0	-	Left Tilted	0mm	Ant 8	Full	42590	3500	23.73	24.50	1.194	62.9	1.006	0.12	0.061	0.073
	LTE Band 42 Part 27Q	20M	QPSK	50	0	-	Left Tilted	0mm	Ant 8	Full	42590	3500	22.70	23.50	1.202	62.9	1.006	0.04	0.050	0.060
	LTE Band 42 Part 96-HPUE	20M	QPSK	1	0	-	Right Cheek	0mm	Ant 8	Full	43340	3575	25.20	26.00	1.202	42.9	1.009	-0.07	0.062	0.075
	LTE Band 42 Part 96-HPUE	20M	QPSK	50	0	-	Right Cheek	0mm	Ant 8	Full	43340	3575	24.22	25.00	1.197	42.9	1.009	0.13	0.049	0.059
	LTE Band 42 Part 96-HPUE	20M	QPSK	1	0	-	Right Tilted	0mm	Ant 8	Full	43340	3575	25.20	26.00	1.202	42.9	1.009	-0.04	0.051	0.062
	LTE Band 42 Part 96-HPUE	20M	QPSK	50	0	-	Right Tilted	0mm	Ant 8	Full	43340	3575	24.22	25.00	1.197	42.9	1.009	-0.17	0.041	0.050
	LTE Band 42 Part 96-HPUE	20M	QPSK	1	0	-	Left Cheek	0mm	Ant 8	Full	43340	3575	25.20	26.00	1.202	42.9	1.009	0.04	0.091	0.110
	LTE Band 42 Part 96-HPUE	20M	QPSK	1	0	-	Left Cheek	0mm	Ant 8	Full	43190	3560	24.95	26.00	1.274	42.9	1.009	-0.15	0.101	0.130
	LTE Band 42C Part 96-HPUE	20M	QPSK	1	0	-	Left Cheek	0mm	Ant 8	Full	43190+ 43348	3560+ 3579.8	23.67	24.50	1.211	42.9	1.009	0.11	0.078	0.095
	LTE Band 42 Part 96-HPUE	20M	QPSK	1	0	-	Left Cheek	0mm	Ant 8	Full	43490	3590	25.17	26.00	1.211	42.9	1.009	-0.07	0.083	0.101
	LTE Band 42 Part 96-HPUE	20M	QPSK	50	0	-	Left Cheek	0mm	Ant 8	Full	43340	3575	24.22	25.00	1.197	42.9	1.009	-0.09	0.072	0.087
	LTE Band 42 Part 96-HPUE	20M	QPSK	1	0	-	Left Tilted	0mm	Ant 8	Full	43340	3575	25.20	26.00	1.202	42.9	1.009	0.02	0.065	0.079
	LTE Band 42 Part 96-HPUE	20M	QPSK	50	0	-	Left Tilted	0mm	Ant 8	Full	43340	3575	24.22	25.00	1.197	42.9	1.009	0.05	0.049	0.059
	LTE Band 48(43)	20M	QPSK	1	0	-	Right Cheek	0mm	Ant 8	Full	55830	3609	23.80	24.50	1.175	62.9	1.006	0.16	0.145	0.171
	LTE Band 48(43)	20M	QPSK	50	0	-	Right Cheek	0mm	Ant 8	Full	55830	3609	22.79	23.50	1.178	62.9	1.006	-0.17	0.145	0.172
	LTE Band 48(43)	20M	QPSK	1	0	-	Right Tilted	0mm	Ant 8	Full	55830	3609	23.80	24.50	1.175	62.9	1.006	0.11	0.141	0.167
	LTE Band 48(43)	20M	QPSK	50	0	-	Right Tilted	0mm	Ant 8	Full	55830	3609	22.79	23.50	1.178	62.9	1.006	-0.18	0.081	0.096
30	LTE Band 48(43)	20M	QPSK	1	0	-	Left Cheek	0mm	Ant 8	Full	55830	3609	23.80	24.50	1.175	62.9	1.006	-0.19	0.213	**0.252**
	LTE Band 48C	20M	QPSK	1	0	-	Left Cheek	0mm	Ant 8	Full	55830+ 56028	3609+ 3628.8	23.72	24.50	1.197	62.9	1.006	0.04	0.188	0.226
	LTE Band 48(43)	20M	QPSK	1	0	-	Left Cheek	0mm	Ant 8	Full	55340	3560	23.62	24.50	1.225	62.9	1.006	0.04	0.188	0.232
	LTE Band 48(43)	20M	QPSK	1	0	-	Left Cheek	0mm	Ant 8	Full	56150	3641	23.69	24.50	1.205	62.9	1.006	0.09	0.192	0.233
	LTE Band 48(43)	20M	QPSK	1	0	-	Left Cheek	0mm	Ant 8	Full	56640	3690	23.68	24.50	1.208	62.9	1.006	0.11	0.171	0.208
	LTE Band 48(43)	20M	QPSK	50	0	-	Left Cheek	0mm	Ant 8	Full	55830	3609	22.79	23.50	1.178	62.9	1.006	-0.06	0.188	0.223
	LTE Band 48(43)	20M	QPSK	1	0	-	Left Tilted	0mm	Ant 8	Full	55830	3609	23.80	24.50	1.175	62.9	1.006	0.06	0.122	0.144
	LTE Band 48(43)	20M	QPSK	50	0	-	Left Tilted	0mm	Ant 8	Full	55830	3609	22.79	23.50	1.178	62.9	1.006	-0.1	0.095	0.113

Plot No.	Band	Mode	Test Position	Gap (mm)	Antenna	Power Reduction	Ch.	Freq. (MHz)	Average Power (dBm)	Tune-Up Limit (dBm)	Tune-up Scaling Factor	Duty Cycle %	Duty Cycle Scaling Factor	Power Drift (dB)	Measured 1g SAR (W/kg)	Reported 1g SAR (W/kg)
						WIFI/BT										
	WLAN2.4GHz	802.11b 1Mbps	Right Cheek	0mm	Ant 9+10	Reduced	1	2412	19.22	20.50	1.343	100	1.000	-0.05	0.453	0.608
	WLAN2.4GHz	802.11b 1Mbps	Right Tilted	0mm	Ant 9+10	Reduced	1	2412	19.22	20.50	1.343	100	1.000	0.19	0.341	0.458
31	WLAN2.4GHz	802.11b 1Mbps	Left Cheek	0mm	Ant 9+10	Reduced	1	2412	19.22	20.50	1.343	100	1.000	-0.09	0.584	**0.784**
	WLAN2.4GHz	802.11b 1Mbps	Left Cheek	0mm	Ant 9+10	Reduced	6	2437	19.14	20.50	1.368	100	1.000	-0.11	0.425	0.581
	WLAN2.4GHz	802.11b 1Mbps	Left Cheek	0mm	Ant 9+10	Reduced	11	2462	19.20	20.50	1.349	100	1.000	-0.17	0.528	0.712
	WLAN2.4GHz	802.11b 1Mbps	Left Tilted	0mm	Ant 9+10	Reduced	1	2412	19.22	20.50	1.343	100	1.000	-0.16	0.405	0.544
	WLAN2.4GHz	802.11b 1Mbps	Left Cheek	0mm	Ant 9+10	Simultaneous	1	2412	16.55	17.50	1.245	100	1.000	0.03	0.280	0.348
	Bluetooth	1Mbps	Right Cheek	0mm	Ant 9	Full	39	2441	12.45	13.00	1.135	76.91	1.083	0.01	0.042	0.052
	Bluetooth	1Mbps	Right Tilted	0mm	Ant 9	Full	39	2441	12.45	13.00	1.135	76.91	1.083	0.06	0.036	0.044
32	Bluetooth	1Mbps	Left Cheek	0mm	Ant 9	Full	39	2441	12.45	13.00	1.135	76.91	1.083	-0.11	0.061	**0.075**
	Bluetooth	1Mbps	Left Cheek	0mm	Ant 9	Full	0	2402	12.36	13.00	1.159	76.91	1.083	-0.12	0.051	0.064
	Bluetooth	1Mbps	Left Cheek	0mm	Ant 9	Full	78	2480	12.40	13.00	1.148	76.91	1.083	0.02	0.050	0.062
	Bluetooth	1Mbps	Left Tilted	0mm	Ant 9	Full	39	2441	12.45	13.00	1.135	76.91	1.083	0.04	0.024	0.030
	WLAN5.3GHz	802.11a 6Mbps	Right Cheek	0mm	Ant 9+10	Reduced	64	5320	21.16	22.50	1.361	99.27	1.007	0.14	0.345	0.473
	WLAN5.3GHz	802.11a 6Mbps	Right Tilted	0mm	Ant 9+10	Reduced	64	5320	21.16	22.50	1.361	99.27	1.007	0.09	0.282	0.387
33	WLAN5.3GHz	802.11a 6Mbps	Left Cheek	0mm	Ant 9+10	Reduced	64	5320	21.16	22.50	1.361	99.27	1.007	0.05	0.657	**0.901**
	WLAN5.3GHz	802.11a 6Mbps	Left Tilted	0mm	Ant 9+10	Reduced	64	5320	21.16	22.50	1.361	99.27	1.007	0.03	0.437	0.599
	WLAN5.3GHz	802.11a 6Mbps	Left Cheek	0mm	Ant 9+10	Reduced	52	5260	21.14	22.50	1.368	99.27	1.007	0.16	0.580	0.799
	WLAN5.3GHz	802.11a 6Mbps	Left Cheek	0mm	Ant 9+10	Reduced	56	5280	21.15	22.50	1.365	99.27	1.007	-0.03	0.591	0.812
	WLAN5.3GHz	802.11ac-VHT80 MCS0	Left Cheek	0mm	Ant 9+10	Simultaneous	58	5290	17.41	18.50	1.285	98.73	1.013	0.03	0.265	0.345
	WLAN5.5GHz	802.11a 6Mbps	Right Cheek	0mm	Ant 9+10	Reduced	124	5620	21.24	22.00	1.191	99.27	1.007	-0.11	0.597	0.716
	WLAN5.5GHz	802.11a 6Mbps	Right Tilted	0mm	Ant 9+10	Reduced	124	5620	21.24	22.00	1.191	99.27	1.007	0.08	0.553	0.663
34	WLAN5.5GHz	802.11a 6Mbps	Left Cheek	0mm	Ant 9+10	Reduced	124	5620	21.24	22.00	1.191	99.27	1.007	-0.02	0.846	**1.015**
	WLAN5.5GHz	802.11a 6Mbps	Left Tilted	0mm	Ant 9+10	Reduced	124	5620	21.24	22.00	1.191	99.27	1.007	0.03	0.612	0.734
	WLAN5.5GHz	802.11a 6Mbps	Left Cheek	0mm	Ant 9+10	Reduced	100	5500	21.20	22.00	1.202	99.27	1.007	0.13	0.745	0.902
	WLAN5.5GHz	802.11a 6Mbps	Left Cheek	0mm	Ant 9+10	Reduced	140	5700	20.61	22.00	1.377	99.27	1.007	-0.12	0.646	0.896
	WLAN5.5GHz	802.11ac-VHT80 MCS0	Left Cheek	0mm	Ant 9+10	Simultaneous	114	5570	17.31	18.00	1.172	98.73	1.013	0.06	0.324	0.385
35	WLAN5.8GHz	802.11a 6Mbps	Right Cheek	0mm	Ant 9+10	Reduced	149	5745	20.69	21.50	1.205	99.27	1.007	0.07	0.789	**0.957**
	WLAN5.8GHz	802.11a 6Mbps	Right Tilted	0mm	Ant 9+10	Reduced	149	5745	20.69	21.50	1.205	99.27	1.007	-0.14	0.593	0.720
	WLAN5.8GHz	802.11a 6Mbps	Left Cheek	0mm	Ant 9+10	Reduced	149	5745	20.69	21.50	1.205	99.27	1.007	0.08	0.600	0.728
	WLAN5.8GHz	802.11a 6Mbps	Left Tilted	0mm	Ant 9+10	Reduced	149	5745	20.69	21.50	1.205	99.27	1.007	-0.11	0.558	0.677
	WLAN5.8GHz	802.11a 6Mbps	Right Cheek	0mm	Ant 9+10	Reduced	157	5785	20.62	21.50	1.225	99.27	1.007	-0.17	0.728	0.898
	WLAN5.8GHz	802.11a 6Mbps	Right Cheek	0mm	Ant 9+10	Reduced	165	5825	20.48	21.50	1.265	99.27	1.007	0.06	0.655	0.834
	WLAN5.8GHz	802.11ac-VHT80 MCS0	Right Cheek	0mm	Ant 9+10	Simultaneous	155	5775	16.98	17.50	1.127	98.73	1.013	0.02	0.293	0.335

15.2 Hotspot SAR

Plot No.	Band	BW (MHz)	Modulation	RB Size	RB offset	Mode	Test Position	Gap (mm)	Antenna	Power Reduction	Ch.	Freq. (MHz)	Average Power (dBm)	Tune-Up Limit (dBm)	Tune-up Scaling Factor	Power Drift (dB)	Measured 1g SAR (W/kg)	Reported 1g SAR (W/kg)
								750MHz										
	LTE Band 12	10M	QPSK	1	0	-	Front	10mm	Ant 0	Full	23095	707.5	22.77	24.00	1.327	0.09	0.117	0.155
	LTE Band 12	10M	QPSK	25	0	-	Front	10mm	Ant 0	Full	23095	707.5	21.80	23.00	1.318	0.05	0.096	0.127
36	LTE Band 12	10M	QPSK	1	0	-	Back	10mm	Ant 0	Full	23095	707.5	22.77	24.00	1.327	-0.01	0.239	**0.317**
	LTE Band 12	10M	QPSK	1	0	-	Back	10mm	Ant 0	Full	23060	704	22.65	24.00	1.365	0.02	0.221	0.302
	LTE Band 12	10M	QPSK	1	0	-	Back	10mm	Ant 0	Full	23130	711	22.75	24.00	1.334	-0.01	0.218	0.291
	LTE Band 12	10M	QPSK	25	0	-	Back	10mm	Ant 0	Full	23095	707.5	21.80	23.00	1.318	0.06	0.196	0.258
	LTE Band 12	10M	QPSK	1	0	-	Left Side	10mm	Ant 0	Full	23095	707.5	22.77	24.00	1.327	0.05	0.115	0.153
	LTE Band 12	10M	QPSK	25	0	-	Left Side	10mm	Ant 0	Full	23095	707.5	21.80	23.00	1.318	0.16	0.092	0.121
	LTE Band 12	10M	QPSK	1	0	-	Right Side	10mm	Ant 0	Full	23095	707.5	22.77	24.00	1.327	0.02	0.108	0.143
	LTE Band 12	10M	QPSK	25	0	-	Right Side	10mm	Ant 0	Full	23095	707.5	21.80	23.00	1.318	-0.09	0.088	0.116
	LTE Band 12	10M	QPSK	1	0	-	Bottom Side	10mm	Ant 0	Full	23095	707.5	22.77	24.00	1.327	-0.02	0.092	0.122
	LTE Band 12	10M	QPSK	25	0	-	Bottom Side	10mm	Ant 0	Full	23095	707.5	21.80	23.00	1.318	-0.19	0.075	0.099
	LTE Band 12	10M	QPSK	1	0	-	Front	10mm	Ant 1	Full	23095	707.5	22.79	24.00	1.321	0.06	0.124	0.164
	LTE Band 12	10M	QPSK	1	0	-	Front	10mm	Ant 1	Full	23060	704	22.62	24.00	1.374	0.03	0.115	0.158
	LTE Band 12	10M	QPSK	1	0	-	Front	10mm	Ant 1	Full	23130	711	22.68	24.00	1.355	0.01	0.101	0.137
	LTE Band 12	10M	QPSK	25	0	-	Front	10mm	Ant 1	Full	23095	707.5	21.72	23.00	1.343	0.05	0.103	0.138
	LTE Band 12	10M	QPSK	1	0	-	Back	10mm	Ant 1	Full	23095	707.5	22.79	24.00	1.321	-0.12	0.098	0.129
	LTE Band 12	10M	QPSK	25	0	-	Back	10mm	Ant 1	Full	23095	707.5	21.72	23.00	1.343	0.08	0.079	0.106
	LTE Band 12	10M	QPSK	1	0	-	Left Side	10mm	Ant 1	Full	23095	707.5	22.79	24.00	1.321	-0.05	0.052	0.069
	LTE Band 12	10M	QPSK	25	0	-	Left Side	10mm	Ant 1	Full	23095	707.5	21.72	23.00	1.343	0.02	0.043	0.058
	LTE Band 12	10M	QPSK	1	0	-	Right Side	10mm	Ant 1	Full	23095	707.5	22.79	24.00	1.321	-0.17	0.072	0.095
	LTE Band 12	10M	QPSK	25	0	-	Right Side	10mm	Ant 1	Full	23095	707.5	21.72	23.00	1.343	0.08	0.059	0.079
	LTE Band 12	10M	QPSK	1	0	-	Top Side	10mm	Ant 1	Full	23095	707.5	22.79	24.00	1.321	0.15	0.064	0.085
	LTE Band 12	10M	QPSK	25	0	-	Top Side	10mm	Ant 1	Full	23095	707.5	21.72	23.00	1.343	0.07	0.045	0.060
	LTE Band 17	10M	QPSK	1	0	-	Front	10mm	Ant 0	Full	23790	710	23.57	24.00	1.104	-0.13	0.141	0.156
	LTE Band 17	10M	QPSK	25	0	-	Front	10mm	Ant 0	Full	23790	710	22.46	23.00	1.132	-0.11	0.116	0.131
37	LTE Band 17	10M	QPSK	1	0	-	Back	10mm	Ant 0	Full	23790	710	23.57	24.00	1.104	0.07	0.288	**0.318**
	LTE Band 17	10M	QPSK	1	0	-	Back	10mm	Ant 0	Full	23780	709	23.42	24.00	1.143	0.05	0.275	0.314
	LTE Band 17	10M	QPSK	1	0	-	Back	10mm	Ant 0	Full	23800	711	23.54	24.00	1.112	0.02	0.269	0.299
	LTE Band 17	10M	QPSK	25	0	-	Back	10mm	Ant 0	Full	23790	710	22.46	23.00	1.132	0.08	0.236	0.267
	LTE Band 17	10M	QPSK	1	0	-	Left Side	10mm	Ant 0	Full	23790	710	23.57	24.00	1.104	0.01	0.139	0.153
	LTE Band 17	10M	QPSK	25	0	-	Left Side	10mm	Ant 0	Full	23790	710	22.46	23.00	1.132	0.06	0.111	0.126
	LTE Band 17	10M	QPSK	1	0	-	Right Side	10mm	Ant 0	Full	23790	710	23.57	24.00	1.104	-0.04	0.130	0.144
	LTE Band 17	10M	QPSK	25	0	-	Right Side	10mm	Ant 0	Full	23790	710	22.46	23.00	1.132	0.02	0.105	0.119
	LTE Band 17	10M	QPSK	1	0	-	Bottom Side	10mm	Ant 0	Full	23790	710	23.57	24.00	1.104	0.01	0.111	0.123
	LTE Band 17	10M	QPSK	25	0	-	Bottom Side	10mm	Ant 0	Full	23790	710	22.46	23.00	1.132	-0.02	0.090	0.102
	LTE Band 17	10M	QPSK	1	0	-	Front	10mm	Ant 1	Full	23790	710	23.73	25.00	1.340	0.06	0.136	0.182
	LTE Band 17	10M	QPSK	1	0	-	Front	10mm	Ant 1	Full	23780	709	23.57	25.00	1.390	0.05	0.128	0.178
	LTE Band 17	10M	QPSK	1	0	-	Front	10mm	Ant 1	Full	23800	711	23.62	25.00	1.374	0.02	0.121	0.166
	LTE Band 17	10M	QPSK	25	0	-	Front	10mm	Ant 1	Full	23790	710	22.65	24.00	1.365	0.05	0.113	0.154
	LTE Band 17	10M	QPSK	1	0	-	Back	10mm	Ant 1	Full	23790	710	23.73	25.00	1.340	-0.08	0.107	0.143
	LTE Band 17	10M	QPSK	25	0	-	Back	10mm	Ant 1	Full	23790	710	22.65	24.00	1.365	-0.11	0.086	0.117
	LTE Band 17	10M	QPSK	1	0	-	Left Side	10mm	Ant 1	Full	23790	710	23.73	25.00	1.340	0.08	0.057	0.076
	LTE Band 17	10M	QPSK	25	0	-	Left Side	10mm	Ant 1	Full	23790	710	22.65	24.00	1.365	0.15	0.047	0.064
	LTE Band 17	10M	QPSK	1	0	-	Right Side	10mm	Ant 1	Full	23790	710	23.73	25.00	1.340	-0.08	0.079	0.106
	LTE Band 17	10M	QPSK	25	0	-	Right Side	10mm	Ant 1	Full	23790	710	22.65	24.00	1.365	0.05	0.065	0.089
	LTE Band 17	10M	QPSK	1	0	-	Top Side	10mm	Ant 1	Full	23790	710	23.73	25.00	1.340	-0.06	0.070	0.094
	LTE Band 17	10M	QPSK	25	0	-	Top Side	10mm	Ant 1	Full	23790	710	22.65	24.00	1.365	0.04	0.049	0.067
	LTE Band 13	10M	QPSK	1	0	-	Front	10mm	Ant 0	Full	23230	782	23.14	24.00	1.219	0.08	0.233	0.284
	LTE Band 13	10M	QPSK	25	0	-	Front	10mm	Ant 0	Full	23230	782	22.25	23.00	1.189	0.03	0.186	0.221
38	LTE Band 13	10M	QPSK	1	0	-	Back	10mm	Ant 0	Full	23230	782	23.14	24.00	1.219	-0.01	0.336	**0.410**

	LTE Band 13	10M	QPSK	25	0	-	Back	10mm	Ant 0	Full	23230	782	22.25	23.00	1.189	0.05	0.264	0.314
	LTE Band 13	10M	QPSK	1	0	-	Left Side	10mm	Ant 0	Full	23230	782	23.14	24.00	1.219	-0.1	0.171	0.208
	LTE Band 13	10M	QPSK	25	0	-	Left Side	10mm	Ant 0	Full	23230	782	22.25	23.00	1.189	0.02	0.141	0.168
	LTE Band 13	10M	QPSK	1	0	-	Right Side	10mm	Ant 0	Full	23230	782	23.14	24.00	1.219	0.1	0.155	0.189
	LTE Band 13	10M	QPSK	25	0	-	Right Side	10mm	Ant 0	Full	23230	782	22.25	23.00	1.189	0.05	0.131	0.156
	LTE Band 13	10M	QPSK	1	0	-	Bottom Side	10mm	Ant 0	Full	23230	782	23.14	24.00	1.219	0.03	0.174	0.212
	LTE Band 13	10M	QPSK	25	0	-	Bottom Side	10mm	Ant 0	Full	23230	782	22.25	23.00	1.189	0.02	0.139	0.165
	LTE Band 13	10M	QPSK	1	0	-	Front	10mm	Ant 1	Full	23230	782	23.12	24.00	1.225	0.03	0.119	0.146
	LTE Band 13	10M	QPSK	25	0	-	Front	10mm	Ant 1	Full	23230	782	22.12	23.00	1.225	0.03	0.096	0.118
	LTE Band 13	10M	QPSK	1	0	-	Back	10mm	Ant 1	Full	23230	782	23.12	24.00	1.225	0.05	0.073	0.089
	LTE Band 13	10M	QPSK	25	0	-	Back	10mm	Ant 1	Full	23230	782	22.12	23.00	1.225	0.08	0.061	0.075
	LTE Band 13	10M	QPSK	1	0	-	Left Side	10mm	Ant 1	Full	23230	782	23.12	24.00	1.225	0.02	0.000	0.000
	LTE Band 13	10M	QPSK	25	0	-	Left Side	10mm	Ant 1	Full	23230	782	22.12	23.00	1.225	0.02	0.000	0.000
	LTE Band 13	10M	QPSK	1	0	-	Right Side	10mm	Ant 1	Full	23230	782	23.12	24.00	1.225	0.03	0.033	0.040
	LTE Band 13	10M	QPSK	25	0	-	Right Side	10mm	Ant 1	Full	23230	782	22.12	23.00	1.225	0.02	0.031	0.038
	LTE Band 13	10M	QPSK	1	0	-	Top Side	10mm	Ant 1	Full	23230	782	23.12	24.00	1.225	0.04	0.044	0.054
	LTE Band 13	10M	QPSK	25	0	-	Top Side	10mm	Ant 1	Full	23230	782	22.12	23.00	1.225	0.03	0.036	0.044
	LTE Band 14	10M	QPSK	1	0	-	Front	10mm	Ant 0	Reduced	23330	793	22.91	23.50	1.146	0.13	0.218	0.250
	LTE Band 14	10M	QPSK	25	0	-	Front	10mm	Ant 0	Reduced	23330	793	21.94	22.50	1.138	0.07	0.111	0.126
39	LTE Band 14	10M	QPSK	1	0	-	Back	10mm	Ant 0	Reduced	23330	793	22.91	23.50	1.146	-0.03	0.294	**0.337**
	LTE Band 14	10M	QPSK	25	0	-	Back	10mm	Ant 0	Reduced	23330	793	21.94	22.50	1.138	0.07	0.272	0.309
	LTE Band 14	10M	QPSK	1	0	-	Left Side	10mm	Ant 0	Reduced	23330	793	22.91	23.50	1.146	0.03	0.078	0.089
	LTE Band 14	10M	QPSK	25	0	-	Left Side	10mm	Ant 0	Reduced	23330	793	21.94	22.50	1.138	0.09	0.144	0.164
	LTE Band 14	10M	QPSK	1	0	-	Right Side	10mm	Ant 0	Reduced	23330	793	22.91	23.50	1.146	0.18	0.255	0.292
	LTE Band 14	10M	QPSK	25	0	-	Right Side	10mm	Ant 0	Reduced	23330	793	21.94	22.50	1.138	0.11	0.127	0.144
	LTE Band 14	10M	QPSK	1	0	-	Bottom Side	10mm	Ant 0	Reduced	23330	793	22.91	23.50	1.146	0.04	0.206	0.236
	LTE Band 14	10M	QPSK	25	0	-	Bottom Side	10mm	Ant 0	Reduced	23330	793	21.94	22.50	1.138	-0.07	0.235	0.267
	LTE Band 14	10M	QPSK	1	0	-	Front	10mm	Ant 1	Full	23330	793	22.62	24.00	1.374	0.01	0.104	0.143
	LTE Band 14	10M	QPSK	25	0	-	Front	10mm	Ant 1	Full	23330	793	21.61	23.00	1.377	0.18	0.084	0.116
	LTE Band 14	10M	QPSK	1	0	-	Back	10mm	Ant 1	Full	23330	793	22.62	24.00	1.374	-0.09	0.071	0.098
	LTE Band 14	10M	QPSK	25	0	-	Back	10mm	Ant 1	Full	23330	793	21.61	23.00	1.377	0.04	0.057	0.079
	LTE Band 14	10M	QPSK	1	0	-	Left Side	10mm	Ant 1	Full	23330	793	22.62	24.00	1.374	0.02	0.001	0.001
	LTE Band 14	10M	QPSK	25	0	-	Left Side	10mm	Ant 1	Full	23330	793	21.61	23.00	1.377	0.02	0.001	0.001
	LTE Band 14	10M	QPSK	1	0	-	Right Side	10mm	Ant 1	Full	23330	793	22.62	24.00	1.374	0.02	0.002	0.003
	LTE Band 14	10M	QPSK	25	0	-	Right Side	10mm	Ant 1	Full	23330	793	21.61	23.00	1.377	-0.1	0.001	0.001
	LTE Band 14	10M	QPSK	1	0	-	Top Side	10mm	Ant 1	Full	23330	793	22.62	24.00	1.374	0.03	0.037	0.051
	LTE Band 14	10M	QPSK	25	0	-	Top Side	10mm	Ant 1	Full	23330	793	21.61	23.00	1.377	0.03	0.000	0.000
	LTE Band 71	20M	QPSK	1	0	-	Front	10mm	Ant 0	Full	133322	683	22.42	24.00	1.439	0.08	0.092	0.132
	LTE Band 71	20M	QPSK	50	0	-	Front	10mm	Ant 0	Full	133322	683	21.44	23.00	1.432	0.01	0.076	0.109
40	LTE Band 71	20M	QPSK	1	0	-	Back	10mm	Ant 0	Full	133322	683	22.42	24.00	1.439	-0.01	0.234	**0.337**
	LTE Band 71	20M	QPSK	1	0	-	Back	10mm	Ant 0	Full	133222	673	22.30	24.00	1.479	0.01	0.219	0.324
	LTE Band 71	20M	QPSK	1	0	-	Back	10mm	Ant 0	Full	133372	688	22.32	24.00	1.472	-0.02	0.225	0.331
	LTE Band 71	20M	QPSK	50	0	-	Back	10mm	Ant 0	Full	133322	683	21.44	23.00	1.432	0.17	0.191	0.274
	LTE Band 71	20M	QPSK	1	0	-	Left Side	10mm	Ant 0	Full	133322	683	22.42	24.00	1.439	0.17	0.099	0.142
	LTE Band 71	20M	QPSK	50	0	-	Left Side	10mm	Ant 0	Full	133322	683	21.44	23.00	1.432	-0.19	0.080	0.115
	LTE Band 71	20M	QPSK	1	0	-	Right Side	10mm	Ant 0	Full	133322	683	22.42	24.00	1.439	0.03	0.117	0.168
	LTE Band 71	20M	QPSK	50	0	-	Right Side	10mm	Ant 0	Full	133322	683	21.44	23.00	1.432	-0.07	0.095	0.136
	LTE Band 71	20M	QPSK	1	0	-	Bottom Side	10mm	Ant 0	Full	133322	683	22.42	24.00	1.439	0.07	0.061	0.088
	LTE Band 71	20M	QPSK	50	0	-	Bottom Side	10mm	Ant 0	Full	133322	683	21.44	23.00	1.432	0.06	0.050	0.072
	LTE Band 71	20M	QPSK	1	0	-	Front	10mm	Ant 1	Full	133322	683	22.48	24.00	1.419	0.03	0.072	0.102
	LTE Band 71	20M	QPSK	1	0	-	Front	10mm	Ant 1	Full	133222	673	22.46	24.00	1.426	0.01	0.068	0.097
	LTE Band 71	20M	QPSK	1	0	-	Front	10mm	Ant 1	Full	133372	688	22.38	24.00	1.452	-0.02	0.061	0.089
	LTE Band 71	20M	QPSK	50	0	-	Front	10mm	Ant 1	Full	133322	683	21.54	23.00	1.400	-0.11	0.058	0.081
	LTE Band 71	20M	QPSK	1	0	-	Back	10mm	Ant 1	Full	133322	683	22.48	24.00	1.419	0.04	0.053	0.075
	LTE Band 71	20M	QPSK	50	0	-	Back	10mm	Ant 1	Full	133322	683	21.54	23.00	1.400	0.06	0.045	0.063
	LTE Band 71	20M	QPSK	1	0	-	Left Side	10mm	Ant 1	Full	133322	683	22.48	24.00	1.419	0.09	0.001	0.001

	LTE Band 71	20M	QPSK	50	0	-	Left Side	10mm	Ant 1	Full	133322	683	21.54	23.00	1.400	-0.18	0.001	0.001
	LTE Band 71	20M	QPSK	1	0	-	Right Side	10mm	Ant 1	Full	133322	683	22.48	24.00	1.419	0.08	0.002	0.003
	LTE Band 71	20M	QPSK	50	0	-	Right Side	10mm	Ant 1	Full	133322	683	21.54	23.00	1.400	0.05	0.001	0.001
	LTE Band 71	20M	QPSK	1	0	-	Top Side	10mm	Ant 1	Full	133322	683	22.48	24.00	1.419	0.03	0.001	0.001
	LTE Band 71	20M	QPSK	50	0	-	Top Side	10mm	Ant 1	Full	133322	683	21.54	23.00	1.400	-0.11	0.002	0.003
	FR1 n12	15M	QPSK	1	1	DFT-SCS-15KHz	Front	10mm	Ant 0	Full	141500	707.5	23.09	24.00	1.233	0.07	0.165	0.203
	FR1 n12	15M	QPSK	36	22	DFT-SCS-15KHz	Front	10mm	Ant 0	Full	141500	707.5	23.07	24.00	1.239	0.04	0.217	0.269
	FR1 n12	15M	QPSK	1	1	DFT-SCS-15KHz	Back	10mm	Ant 0	Full	141500	707.5	23.09	24.00	1.233	-0.05	0.311	0.383
41	FR1 n12	15M	QPSK	36	22	DFT-SCS-15KHz	Back	10mm	Ant 0	Full	141500	707.5	23.07	24.00	1.239	-0.08	0.321	**0.398**
	FR1 n12	15M	QPSK	36	22	DFT-SCS-15KHz	Back	10mm	Ant 0	Full	141300	706.5	23.01	24.00	1.256	-0.03	0.300	0.377
	FR1 n12	15M	QPSK	36	22	DFT-SCS-15KHz	Back	10mm	Ant 0	Full	141700	708.5	22.94	24.00	1.276	0.01	0.310	0.396
	FR1 n12	15M	QPSK	1	1	DFT-SCS-15KHz	Left Side	10mm	Ant 0	Full	141500	707.5	23.09	24.00	1.233	0.03	0.150	0.185
	FR1 n12	15M	QPSK	36	22	DFT-SCS-15KHz	Left Side	10mm	Ant 0	Full	141500	707.5	23.07	24.00	1.239	0.01	0.180	0.223
	FR1 n12	15M	QPSK	1	1	DFT-SCS-15KHz	Right Side	10mm	Ant 0	Full	141500	707.5	23.09	24.00	1.233	-0.08	0.135	0.166
	FR1 n12	15M	QPSK	36	22	DFT-SCS-15KHz	Right Side	10mm	Ant 0	Full	141500	707.5	23.07	24.00	1.239	0.03	0.169	0.209
	FR1 n12	15M	QPSK	1	1	DFT-SCS-15KHz	Bottom Side	10mm	Ant 0	Full	141500	707.5	23.09	24.00	1.233	0.09	0.121	0.149
	FR1 n12	15M	QPSK	36	22	DFT-SCS-15KHz	Bottom Side	10mm	Ant 0	Full	141500	707.5	23.07	24.00	1.239	0.06	0.155	0.192
	FR1 n12	15M	QPSK	1	1	DFT-SCS-15KHz	Front	10mm	Ant 1	Full	141500	707.5	22.14	23.00	1.219	-0.09	0.188	0.229
	FR1 n12	15M	QPSK	1	1	DFT-SCS-15KHz	Front	10mm	Ant 1	Full	141300	706.5	22.13	23.00	1.222	-0.03	0.179	0.219
	FR1 n12	15M	QPSK	1	1	DFT-SCS-15KHz	Front	10mm	Ant 1	Full	141700	708.5	22.09	23.00	1.233	0.02	0.164	0.202
	FR1 n12	15M	QPSK	36	22	DFT-SCS-15KHz	Front	10mm	Ant 1	Full	141500	707.5	22.06	23.00	1.242	-0.03	0.161	0.200
	FR1 n12	15M	QPSK	1	1	DFT-SCS-15KHz	Back	10mm	Ant 1	Full	141500	707.5	22.14	23.00	1.219	0.06	0.145	0.177
	FR1 n12	15M	QPSK	36	22	DFT-SCS-15KHz	Back	10mm	Ant 1	Full	141500	707.5	22.06	23.00	1.242	0.02	0.120	0.149
	FR1 n12	15M	QPSK	1	1	DFT-SCS-15KHz	Left Side	10mm	Ant 1	Full	141500	707.5	22.14	23.00	1.219	-0.04	0.083	0.101
	FR1 n12	15M	QPSK	36	22	DFT-SCS-15KHz	Left Side	10mm	Ant 1	Full	141500	707.5	22.06	23.00	1.242	-0.09	0.067	0.083
	FR1 n12	15M	QPSK	1	1	DFT-SCS-15KHz	Right Side	10mm	Ant 1	Full	141500	707.5	22.14	23.00	1.219	0.02	0.117	0.143
	FR1 n12	15M	QPSK	36	22	DFT-SCS-15KHz	Right Side	10mm	Ant 1	Full	141500	707.5	22.06	23.00	1.242	0.14	0.100	0.124
	FR1 n12	15M	QPSK	1	1	DFT-SCS-15KHz	Top Side	10mm	Ant 1	Full	141500	707.5	22.14	23.00	1.219	0.14	0.069	0.084
	FR1 n12	15M	QPSK	36	22	DFT-SCS-15KHz	Top Side	10mm	Ant 1	Full	141500	707.5	22.06	23.00	1.242	-0.03	0.062	0.077
	FR1 n14	10M	QPSK	1	1	DFT-SCS-15KHz	Front	10mm	Ant 0	Full	158600	793	23.09	24.00	1.233	0.08	0.173	0.213
	FR1 n14	10M	QPSK	25	14	DFT-SCS-15KHz	Front	10mm	Ant 0	Full	158600	793	23.03	24.00	1.250	-0.03	0.148	0.185
	FR1 n14	10M	QPSK	1	1	DFT-SCS-15KHz	Back	10mm	Ant 0	Full	158600	793	23.09	24.00	1.233	-0.04	0.197	0.243
	FR1 n14	10M	QPSK	25	14	DFT-SCS-15KHz	Back	10mm	Ant 0	Full	158600	793	23.03	24.00	1.250	0.03	0.177	0.221
	FR1 n14	10M	QPSK	1	1	DFT-SCS-15KHz	Left Side	10mm	Ant 0	Full	158600	793	23.09	24.00	1.233	0.07	0.121	0.149
	FR1 n14	10M	QPSK	25	14	DFT-SCS-15KHz	Left Side	10mm	Ant 0	Full	158600	793	23.03	24.00	1.250	0.07	0.112	0.140
	FR1 n14	10M	QPSK	1	1	DFT-SCS-15KHz	Right Side	10mm	Ant 0	Full	158600	793	23.09	24.00	1.233	0.04	0.107	0.132
	FR1 n14	10M	QPSK	25	14	DFT-SCS-15KHz	Right Side	10mm	Ant 0	Full	158600	793	23.03	24.00	1.250	-0.09	0.097	0.121
	FR1 n14	10M	QPSK	1	1	DFT-SCS-15KHz	Bottom Side	10mm	Ant 0	Full	158600	793	23.09	24.00	1.233	-0.06	0.121	0.149
	FR1 n14	10M	QPSK	25	14	DFT-SCS-15KHz	Bottom Side	10mm	Ant 0	Full	158600	793	23.03	24.00	1.250	-0.18	0.101	0.126
42	FR1 n14	10M	QPSK	1	1	DFT-SCS-15KHz	Front	10mm	Ant 1	Full	158600	793	21.42	23.00	1.439	0.11	0.259	**0.373**
	FR1 n14	10M	QPSK	25	14	DFT-SCS-15KHz	Front	10mm	Ant 1	Full	158600	793	21.36	23.00	1.459	-0.08	0.196	0.286
	FR1 n14	10M	QPSK	1	1	DFT-SCS-15KHz	Back	10mm	Ant 1	Full	158600	793	21.42	23.00	1.439	0.08	0.195	0.281
	FR1 n14	10M	QPSK	25	14	DFT-SCS-15KHz	Back	10mm	Ant 1	Full	158600	793	21.36	23.00	1.459	0.05	0.139	0.203
	FR1 n14	10M	QPSK	1	1	DFT-SCS-15KHz	Left Side	10mm	Ant 1	Full	158600	793	21.42	23.00	1.439	0.07	0.053	0.076
	FR1 n14	10M	QPSK	25	14	DFT-SCS-15KHz	Left Side	10mm	Ant 1	Full	158600	793	21.36	23.00	1.459	0.05	0.000	0.000
	FR1 n14	10M	QPSK	1	1	DFT-SCS-15KHz	Right Side	10mm	Ant 1	Full	158600	793	21.42	23.00	1.439	0.01	0.055	0.079
	FR1 n14	10M	QPSK	25	14	DFT-SCS-15KHz	Right Side	10mm	Ant 1	Full	158600	793	21.36	23.00	1.459	0.06	0.000	0.000
	FR1 n14	10M	QPSK	1	1	DFT-SCS-15KHz	Top Side	10mm	Ant 1	Full	158600	793	21.42	23.00	1.439	-0.12	0.127	0.183
	FR1 n14	10M	QPSK	25	14	DFT-SCS-15KHz	Top Side	10mm	Ant 1	Full	158600	793	21.36	23.00	1.459	-0.14	0.084	0.123
	FR1 n71	20M	QPSK	1	1	DFT-SCS-15KHz	Front	10mm	Ant 0	Full	136100	680.5	22.92	24.00	1.282	-0.16	0.216	0.277
	FR1 n71	20M	QPSK	50	28	DFT-SCS-15KHz	Front	10mm	Ant 0	Full	136100	680.5	22.88	24.00	1.294	0.09	0.274	0.355
	FR1 n71	20M	QPSK	1	1	DFT-SCS-15KHz	Back	10mm	Ant 0	Full	136100	680.5	22.92	24.00	1.282	0.03	0.401	0.514
43	FR1 n71	20M	QPSK	50	28	DFT-SCS-15KHz	Back	10mm	Ant 0	Full	136100	680.5	22.88	24.00	1.294	-0.09	0.448	**0.580**
	FR1 n71	20M	QPSK	50	28	DFT-SCS-15KHz	Back	10mm	Ant 0	Full	134600	673	22.83	24.00	1.309	-0.03	0.431	0.564
	FR1 n71	20M	QPSK	50	28	DFT-SCS-15KHz	Back	10mm	Ant 0	Full	137600	688	22.79	24.00	1.321	0.02	0.425	0.562
	FR1 n71	20M	QPSK	1	1	DFT-SCS-15KHz	Left Side	10mm	Ant 0	Full	136100	680.5	22.92	24.00	1.282	0.08	0.187	0.240

	FR1 n71	20M	QPSK	50	28	DFT-SCS-15KHz	Left Side	10mm	Ant 0	Full	136100	680.5	22.88	24.00	1.294	0.03	0.270	0.349
	FR1 n71	20M	QPSK	1	1	DFT-SCS-15KHz	Right Side	10mm	Ant 0	Full	136100	680.5	22.92	24.00	1.282	-0.13	0.204	0.262
	FR1 n71	20M	QPSK	50	28	DFT-SCS-15KHz	Right Side	10mm	Ant 0	Full	136100	680.5	22.88	24.00	1.294	0.05	0.314	0.406
	FR1 n71	20M	QPSK	1	1	DFT-SCS-15KHz	Bottom Side	10mm	Ant 0	Full	136100	680.5	22.92	24.00	1.282	0.18	0.129	0.165
	FR1 n71	20M	QPSK	50	28	DFT-SCS-15KHz	Bottom Side	10mm	Ant 0	Full	136100	680.5	22.88	24.00	1.294	0.05	0.178	0.230
	FR1 n71	20M	QPSK	1	1	DFT-SCS-15KHz	Front	10mm	Ant 1	Full	136100	680.5	22.07	23.00	1.239	0.09	0.040	0.050
	FR1 n71	20M	QPSK	50	28	DFT-SCS-15KHz	Front	10mm	Ant 1	Full	136100	680.5	21.97	23.00	1.268	-0.13	0.001	0.001
	FR1 n71	20M	QPSK	1	1	DFT-SCS-15KHz	Back	10mm	Ant 1	Full	136100	680.5	22.07	23.00	1.239	0.05	0.001	0.001
	FR1 n71	20M	QPSK	50	28	DFT-SCS-15KHz	Back	10mm	Ant 1	Full	136100	680.5	21.97	23.00	1.268	0.05	0.001	0.001
	FR1 n71	20M	QPSK	1	1	DFT-SCS-15KHz	Left Side	10mm	Ant 1	Full	136100	680.5	22.07	23.00	1.239	-0.08	0.001	0.001
	FR1 n71	20M	QPSK	50	28	DFT-SCS-15KHz	Left Side	10mm	Ant 1	Full	136100	680.5	21.97	23.00	1.268	0.06	0.001	0.001
	FR1 n71	20M	QPSK	1	1	DFT-SCS-15KHz	Right Side	10mm	Ant 1	Full	136100	680.5	22.07	23.00	1.239	0.05	0.001	0.001
	FR1 n71	20M	QPSK	50	28	DFT-SCS-15KHz	Right Side	10mm	Ant 1	Full	136100	680.5	21.97	23.00	1.268	-0.06	0.001	0.001
	FR1 n71	20M	QPSK	1	1	DFT-SCS-15KHz	Top Side	10mm	Ant 1	Full	136100	680.5	22.07	23.00	1.239	0.11	0.001	0.001
	FR1 n71	20M	QPSK	50	28	DFT-SCS-15KHz	Top Side	10mm	Ant 1	Full	136100	680.5	21.97	23.00	1.268	0.05	0.001	0.001
							835MHz											
	GSM850	-	-	-	-	GPRS (3 Tx slots)	Front	10mm	Ant 0	Full	189	836.4	28.26	29.50	1.330	0.07	0.276	0.367
44	GSM850	-	-	-	-	GPRS (3 Tx slots)	Back	10mm	Ant 0	Full	189	836.4	28.26	29.50	1.330	-0.18	0.303	**0.403**
	GSM850	-	-	-	-	GPRS (3 Tx slots)	Back	10mm	Ant 0	Full	128	824.2	28.14	29.50	1.368	-0.11	0.284	0.388
	GSM850	-	-	-	-	GPRS (3 Tx slots)	Back	10mm	Ant 0	Full	251	848.8	28.18	29.50	1.355	-0.05	0.291	0.394
	GSM850	-	-	-	-	GPRS (3 Tx slots)	Left Side	10mm	Ant 0	Full	189	836.4	28.26	29.50	1.330	-0.04	0.142	0.189
	GSM850	-	-	-	-	GPRS (3 Tx slots)	Right Side	10mm	Ant 0	Full	189	836.4	28.26	29.50	1.330	0.08	0.122	0.162
	GSM850	-	-	-	-	GPRS (3 Tx slots)	Bottom Side	10mm	Ant 0	Full	189	836.4	28.26	29.50	1.330	0.15	0.207	0.275
	GSM850	-	-	-	-	GPRS (3 Tx slots)	Front	10mm	Ant 1	Full	189	836.4	27.83	29.00	1.309	0.04	0.149	0.195
	GSM850	-	-	-	-	GPRS (3 Tx slots)	Front	10mm	Ant 1	Full	128	824.2	27.56	29.00	1.393	0.01	0.138	0.192
	GSM850	-	-	-	-	GPRS (3 Tx slots)	Front	10mm	Ant 1	Full	251	848.8	27.82	29.00	1.312	-0.02	0.121	0.159
	GSM850	-	-	-	-	GPRS (3 Tx slots)	Back	10mm	Ant 1	Full	189	836.4	27.83	29.00	1.309	0.13	0.121	0.158
	GSM850	-	-	-	-	GPRS (3 Tx slots)	Left Side	10mm	Ant 1	Full	189	836.4	27.83	29.00	1.309	-0.03	0.035	0.046
	GSM850	-	-	-	-	GPRS (3 Tx slots)	Right Side	10mm	Ant 1	Full	189	836.4	27.83	29.00	1.309	0.17	0.002	0.003
	GSM850	-	-	-	-	GPRS (3 Tx slots)	Top Side	10mm	Ant 1	Full	189	836.4	27.83	29.00	1.309	0.14	0.061	0.080
45	WCDMA V	-	-	-	-	RMC 12.2Kbps	Front	10mm	Ant 0	Full	4182	836.4	23.05	24.00	1.245	0.02	0.263	**0.327**
	WCDMA V	-	-	-	-	RMC 12.2Kbps	Front	10mm	Ant 0	Full	4132	826.4	23.00	24.00	1.259	0.01	0.255	0.321
	WCDMA V	-	-	-	-	RMC 12.2Kbps	Front	10mm	Ant 0	Full	4233	846.6	23.01	24.00	1.256	-0.02	0.249	0.313
	WCDMA V	-	-	-	-	RMC 12.2Kbps	Back	10mm	Ant 0	Full	4182	836.4	23.05	24.00	1.245	0.13	0.252	0.314
	WCDMA V	-	-	-	-	RMC 12.2Kbps	Left Side	10mm	Ant 0	Full	4182	836.4	23.05	24.00	1.245	-0.05	0.112	0.139
	WCDMA V	-	-	-	-	RMC 12.2Kbps	Right Side	10mm	Ant 0	Full	4182	836.4	23.05	24.00	1.245	0.02	0.088	0.110
	WCDMA V	-	-	-	-	RMC 12.2Kbps	Bottom Side	10mm	Ant 0	Full	4182	836.4	23.05	24.00	1.245	0.04	0.167	0.208
	WCDMA V	-	-	-	-	RMC 12.2Kbps	Front	10mm	Ant 1	Full	4182	836.4	22.98	24.00	1.265	-0.17	0.164	0.207
	WCDMA V	-	-	-	-	RMC 12.2Kbps	Front	10mm	Ant 1	Full	4132	826.4	22.88	24.00	1.294	-0.09	0.159	0.205
	WCDMA V	-	-	-	-	RMC 12.2Kbps	Front	10mm	Ant 1	Full	4233	846.6	22.86	24.00	1.300	-0.03	0.151	0.196
	WCDMA V	-	-	-	-	RMC 12.2Kbps	Back	10mm	Ant 1	Full	4182	836.4	22.98	24.00	1.265	-0.06	0.133	0.168
	WCDMA V	-	-	-	-	RMC 12.2Kbps	Left Side	10mm	Ant 1	Full	4182	836.4	22.98	24.00	1.265	0.06	0.038	0.048
	WCDMA V	-	-	-	-	RMC 12.2Kbps	Right Side	10mm	Ant 1	Full	4182	836.4	22.98	24.00	1.265	0.08	0.002	0.003
	WCDMA V	-	-	-	-	RMC 12.2Kbps	Top Side	10mm	Ant 1	Full	4182	836.4	22.98	24.00	1.265	-0.16	0.067	0.085
	LTE Band 26(5)	15M	QPSK	1	0	-	Front	10mm	Ant 0	Full	26865	831.5	23.03	24.00	1.250	-0.11	0.223	0.279
	LTE Band 26(5)	15M	QPSK	36	0	-	Front	10mm	Ant 0	Full	26865	831.5	22.13	23.00	1.222	0.12	0.218	0.266
46	LTE Band 26(5)	15M	QPSK	1	0	-	Back	10mm	Ant 0	Full	26865	831.5	23.03	24.00	1.250	0.05	0.277	**0.346**
	LTE Band 26(5)	15M	QPSK	36	0	-	Back	10mm	Ant 0	Full	26865	831.5	22.13	23.00	1.222	0.03	0.229	0.280
	LTE Band 26(5)	15M	QPSK	1	0	-	Left Side	10mm	Ant 0	Full	26865	831.5	23.03	24.00	1.250	-0.13	0.114	0.143
	LTE Band 26(5)	15M	QPSK	36	0	-	Left Side	10mm	Ant 0	Full	26865	831.5	22.13	23.00	1.222	0.1	0.095	0.116
	LTE Band 26(5)	15M	QPSK	1	0	-	Right Side	10mm	Ant 0	Full	26865	831.5	23.03	24.00	1.250	0.07	0.085	0.106
	LTE Band 26(5)	15M	QPSK	36	0	-	Right Side	10mm	Ant 0	Full	26865	831.5	22.13	23.00	1.222	-0.03	0.074	0.090
	LTE Band 26(5)	15M	QPSK	1	0	-	Bottom Side	10mm	Ant 0	Full	26865	831.5	23.03	24.00	1.250	-0.15	0.175	0.219
	LTE Band 26(5)	15M	QPSK	36	0	-	Bottom Side	10mm	Ant 0	Full	26865	831.5	22.13	23.00	1.222	0.04	0.149	0.182
	LTE Band 26(5)	15M	QPSK	1	0	-	Front	10mm	Ant 1	Full	26865	831.5	22.97	24.00	1.268	0.09	0.185	0.235
	LTE Band 26(5)	15M	QPSK	36	0	-	Front	10mm	Ant 1	Full	26865	831.5	22.03	23.00	1.250	0.09	0.149	0.186

	LTE Band 26(5)	15M	QPSK	1	0	-	Back	10mm	Ant 1	Full	26865	831.5	22.97	24.00	1.268	0.07	0.150	0.190
	LTE Band 26(5)	15M	QPSK	36	0	-	Back	10mm	Ant 1	Full	26865	831.5	22.03	23.00	1.250	-0.08	0.122	0.153
	LTE Band 26(5)	15M	QPSK	1	0	-	Left Side	10mm	Ant 1	Full	26865	831.5	22.97	24.00	1.268	-0.13	0.043	0.055
	LTE Band 26(5)	15M	QPSK	36	0	-	Left Side	10mm	Ant 1	Full	26865	831.5	22.03	23.00	1.250	-0.1	0.003	0.004
	LTE Band 26(5)	15M	QPSK	1	0	-	Right Side	10mm	Ant 1	Full	26865	831.5	22.97	24.00	1.268	-0.07	0.002	0.003
	LTE Band 26(5)	15M	QPSK	36	0	-	Right Side	10mm	Ant 1	Full	26865	831.5	22.03	23.00	1.250	0.05	0.002	0.003
	LTE Band 26(5)	15M	QPSK	1	0	-	Top Side	10mm	Ant 1	Full	26865	831.5	22.97	24.00	1.268	0.17	0.076	0.096
	LTE Band 26(5)	15M	QPSK	36	0	-	Top Side	10mm	Ant 1	Full	26865	831.5	22.03	23.00	1.250	-0.05	0.062	0.078
	FR1 n5	20M	QPSK	1	1	DFT-SCS-15KHz	Front	10mm	Ant 0	Full	167300	836.5	23.04	24.00	1.247	0.08	0.289	0.360
47	FR1 n5	20M	QPSK	50	28	DFT-SCS-15KHz	Front	10mm	Ant 0	Full	167300	836.5	22.99	24.00	1.262	-0.06	0.426	**0.538**
	FR1 n5	20M	QPSK	1	1	DFT-SCS-15KHz	Back	10mm	Ant 0	Full	167300	836.5	23.04	24.00	1.247	0.01	0.313	0.390
	FR1 n5	20M	QPSK	50	28	DFT-SCS-15KHz	Back	10mm	Ant 0	Full	167300	836.5	22.99	24.00	1.262	0.07	0.332	0.419
	FR1 n5	20M	QPSK	1	1	DFT-SCS-15KHz	Left Side	10mm	Ant 0	Full	167300	836.5	23.04	24.00	1.247	-0.19	0.126	0.157
	FR1 n5	20M	QPSK	50	28	DFT-SCS-15KHz	Left Side	10mm	Ant 0	Full	167300	836.5	22.99	24.00	1.262	-0.06	0.211	0.266
	FR1 n5	20M	QPSK	1	1	DFT-SCS-15KHz	Right Side	10mm	Ant 0	Full	167300	836.5	23.04	24.00	1.247	0.05	0.107	0.133
	FR1 n5	20M	QPSK	50	28	DFT-SCS-15KHz	Right Side	10mm	Ant 0	Full	167300	836.5	22.99	24.00	1.262	0.03	0.199	0.251
	FR1 n5	20M	QPSK	1	1	DFT-SCS-15KHz	Bottom Side	10mm	Ant 0	Full	167300	836.5	23.04	24.00	1.247	0.16	0.209	0.261
	FR1 n5	20M	QPSK	50	28	DFT-SCS-15KHz	Bottom Side	10mm	Ant 0	Full	167300	836.5	22.99	24.00	1.262	-0.13	0.303	0.382
	FR1 n5	20M	QPSK	1	1	DFT-SCS-15KHz	Front	10mm	Ant 1	Full	167300	836.5	21.87	23.00	1.297	0.14	0.160	0.208
	FR1 n5	20M	QPSK	50	28	DFT-SCS-15KHz	Front	10mm	Ant 1	Full	167300	836.5	21.79	23.00	1.321	0.12	0.199	0.263
	FR1 n5	20M	QPSK	50	28	DFT-SCS-15KHz	Front	10mm	Ant 1	Full	166800	834	21.77	23.00	1.327	0.01	0.167	0.222
	FR1 n5	20M	QPSK	50	28	DFT-SCS-15KHz	Front	10mm	Ant 1	Full	167800	839	21.75	23.00	1.334	0.04	0.171	0.228
	FR1 n5	20M	QPSK	1	1	DFT-SCS-15KHz	Back	10mm	Ant 1	Full	167300	836.5	21.87	23.00	1.297	-0.09	0.126	0.163
	FR1 n5	20M	QPSK	50	28	DFT-SCS-15KHz	Back	10mm	Ant 1	Full	167300	836.5	21.79	23.00	1.321	0.03	0.169	0.223
	FR1 n5	20M	QPSK	1	1	DFT-SCS-15KHz	Left Side	10mm	Ant 1	Full	167300	836.5	21.87	23.00	1.297	0.17	0.005	0.006
	FR1 n5	20M	QPSK	50	28	DFT-SCS-15KHz	Left Side	10mm	Ant 1	Full	167300	836.5	21.79	23.00	1.321	0.05	0.003	0.004
	FR1 n5	20M	QPSK	1	1	DFT-SCS-15KHz	Right Side	10mm	Ant 1	Full	167300	836.5	21.87	23.00	1.297	0.06	0.004	0.005
	FR1 n5	20M	QPSK	50	28	DFT-SCS-15KHz	Right Side	10mm	Ant 1	Full	167300	836.5	21.79	23.00	1.321	-0.17	0.002	0.003
	FR1 n5	20M	QPSK	1	1	DFT-SCS-15KHz	Top Side	10mm	Ant 1	Full	167300	836.5	21.87	23.00	1.297	0.05	0.079	0.102
	FR1 n5	20M	QPSK	50	28	DFT-SCS-15KHz	Top Side	10mm	Ant 1	Full	167300	836.5	21.79	23.00	1.321	-0.16	0.111	0.147
							1750MHz											
	WCDMA IV	-	-	-	-	RMC 12.2Kbps	Front	10mm	Ant 0	Reduced	1413	1732.6	21.66	22.50	1.213	-0.03	0.204	0.248
	WCDMA IV	-	-	-	-	RMC 12.2Kbps	Back	10mm	Ant 0	Reduced	1413	1732.6	21.66	22.50	1.213	0.02	0.666	0.808
	WCDMA IV	-	-	-	-	RMC 12.2Kbps	Back	10mm	Ant 0	Reduced	1312	1712.4	21.60	22.50	1.230	0.05	0.650	0.800
48	WCDMA IV	-	-	-	-	RMC 12.2Kbps	Back	10mm	Ant 0	Reduced	1513	1752.6	21.54	22.50	1.247	0.08	0.671	**0.837**
	WCDMA IV	-	-	-	-	RMC 12.2Kbps	Left Side	10mm	Ant 0	Reduced	1413	1732.6	21.66	22.50	1.213	0.04	0.025	0.030
	WCDMA IV	-	-	-	-	RMC 12.2Kbps	Right Side	10mm	Ant 0	Reduced	1413	1732.6	21.66	22.50	1.213	0.13	0.099	0.120
	WCDMA IV	-	-	-	-	RMC 12.2Kbps	Bottom Side	10mm	Ant 0	Reduced	1413	1732.6	21.66	22.50	1.213	0.08	0.224	0.272
	WCDMA IV	-	-	-	-	RMC 12.2Kbps	Front	10mm	Ant 1	Full	1413	1732.6	22.34	23.00	1.164	0.19	0.262	0.305
	WCDMA IV	-	-	-	-	RMC 12.2Kbps	Back	10mm	Ant 1	Full	1413	1732.6	22.34	23.00	1.164	-0.01	0.231	0.269
	WCDMA IV	-	-	-	-	RMC 12.2Kbps	Left Side	10mm	Ant 1	Full	1413	1732.6	22.34	23.00	1.164	0.02	0.233	0.271
	WCDMA IV	-	-	-	-	RMC 12.2Kbps	Right Side	10mm	Ant 1	Full	1413	1732.6	22.34	23.00	1.164	-0.1	0.069	0.080
	WCDMA IV	-	-	-	-	RMC 12.2Kbps	Top Side	10mm	Ant 1	Full	1413	1732.6	22.34	23.00	1.164	-0.02	0.376	0.438
	WCDMA IV	-	-	-	-	RMC 12.2Kbps	Top Side	10mm	Ant 1	Full	1312	1712.4	22.29	23.00	1.178	-0.01	0.368	0.433
	WCDMA IV	-	-	-	-	RMC 12.2Kbps	Top Side	10mm	Ant 1	Full	1513	1752.6	22.32	23.00	1.169	0.02	0.351	0.410
	LTE Band 66(4)	20M	QPSK	1	0	-	Front	10mm	Ant 0	Reduced	132322	1745	20.82	22.00	1.312	0.05	0.191	0.251
	LTE Band 66(4)	20M	QPSK	50	0	-	Front	10mm	Ant 0	Reduced	132322	1745	19.74	21.00	1.337	0.04	0.153	0.204
	LTE Band 66(4)	20M	QPSK	1	0	-	Back	10mm	Ant 0	Reduced	132322	1745	20.82	22.00	1.312	0.08	0.684	0.898
	LTE Band 66(4)	20M	QPSK	1	0	-	Back	10mm	Ant 0	Reduced	132072	1720	20.69	22.00	1.352	-0.06	0.652	0.882
49	LTE Band 66(4)	20M	QPSK	1	0	-	Back	10mm	Ant 0	Reduced	132572	1770	20.77	22.00	1.327	-0.11	0.689	**0.915**
	CA_66C	20M	QPSK	1	0	-	Back	10mm	Ant 0	Reduced	132572+132374	1770+1750.2	20.51	22.00	1.409	0.06	0.633	0.892
	LTE Band 66(4)	20M	QPSK	50	0	-	Back	10mm	Ant 0	Reduced	132322	1745	19.74	21.00	1.337	0.12	0.660	0.882
	LTE Band 66(4)	20M	QPSK	50	0	-	Back	10mm	Ant 0	Reduced	132072	1720	19.61	21.00	1.377	0.07	0.646	0.890
	LTE Band 66(4)	20M	QPSK	50	0	-	Back	10mm	Ant 0	Reduced	132572	1770	19.66	21.00	1.361	0.05	0.642	0.874
	LTE Band 66(4)	20M	QPSK	100	0	-	Back	10mm	Ant 0	Reduced	132322	1745	19.69	21.00	1.352	-0.19	0.611	0.826
	LTE Band 66(4)	20M	QPSK	1	0	-	Left Side	10mm	Ant 0	Reduced	132322	1745	20.82	22.00	1.312	0.01	0.022	0.029

	LTE Band 66(4)	20M	QPSK	50	0	-	Left Side	10mm	Ant 0	Reduced	132322	1745	19.74	21.00	1.337	-0.08	0.016	0.021
	LTE Band 66(4)	20M	QPSK	1	0	-	Right Side	10mm	Ant 0	Reduced	132322	1745	20.82	22.00	1.312	0.06	0.080	0.105
	LTE Band 66(4)	20M	QPSK	50	0	-	Right Side	10mm	Ant 0	Reduced	132322	1745	19.74	21.00	1.337	-0.15	0.064	0.086
	LTE Band 66(4)	20M	QPSK	1	0	-	Bottom Side	10mm	Ant 0	Reduced	132322	1745	20.82	22.00	1.312	0.07	0.213	0.279
	LTE Band 66(4)	20M	QPSK	50	0	-	Bottom Side	10mm	Ant 0	Reduced	132322	1745	19.74	21.00	1.337	0.03	0.171	0.229
	LTE Band 66(4)	20M	QPSK	1	0	-	Front	10mm	Ant 1	Full	132322	1745	21.84	23.00	1.306	0.09	0.244	0.319
	LTE Band 66(4)	20M	QPSK	50	0	-	Front	10mm	Ant 1	Full	132322	1745	20.78	22.00	1.324	0.16	0.197	0.261
	LTE Band 66(4)	20M	QPSK	1	0	-	Back	10mm	Ant 1	Full	132322	1745	21.84	23.00	1.306	0.11	0.197	0.257
	LTE Band 66(4)	20M	QPSK	50	0	-	Back	10mm	Ant 1	Full	132322	1745	20.78	22.00	1.324	0.02	0.159	0.211
	LTE Band 66(4)	20M	QPSK	1	0	-	Left Side	10mm	Ant 1	Full	132322	1745	21.84	23.00	1.306	0.02	0.193	0.252
	LTE Band 66(4)	20M	QPSK	50	0	-	Left Side	10mm	Ant 1	Full	132322	1745	20.78	22.00	1.324	0.06	0.154	0.204
	LTE Band 66(4)	20M	QPSK	1	0	-	Right Side	10mm	Ant 1	Full	132322	1745	21.84	23.00	1.306	0.08	0.051	0.067
	LTE Band 66(4)	20M	QPSK	50	0	-	Right Side	10mm	Ant 1	Full	132322	1745	20.78	22.00	1.324	0.03	0.032	0.042
	LTE Band 66(4)	20M	QPSK	1	0	-	Top Side	10mm	Ant 1	Full	132322	1745	21.84	23.00	1.306	0.01	0.341	0.445
	LTE Band 66(4)	20M	QPSK	1	0	-	Top Side	10mm	Ant 1	Full	132072	1720	21.63	23.00	1.371	0.02	0.338	0.463
	LTE Band 66(4)	20M	QPSK	1	0	-	Top Side	10mm	Ant 1	Full	132572	1770	21.69	23.00	1.352	-0.01	0.320	0.433
	LTE Band 66(4)	20M	QPSK	50	0	-	Top Side	10mm	Ant 1	Full	132322	1745	20.78	22.00	1.324	0.05	0.272	0.360
	LTE Band 66(4) - Other PA	20M	QPSK	1	0	-	Front	10mm	Ant 1	Full	132322	1745	24.81	25.50	1.172	0.04	0.534	0.626
	LTE Band 66(4) - Other PA	20M	QPSK	50	0	-	Front	10mm	Ant 1	Full	132322	1745	23.84	24.50	1.164	0.06	0.417	0.485
	LTE Band 66(4) - Other PA	20M	QPSK	1	0	-	Back	10mm	Ant 1	Full	132322	1745	24.81	25.50	1.172	-0.04	0.473	0.554
	LTE Band 66(4) - Other PA	20M	QPSK	50	0	-	Back	10mm	Ant 1	Full	132322	1745	23.84	24.50	1.164	0.06	0.352	0.410
	LTE Band 66(4) - Other PA	20M	QPSK	1	0	-	Left Side	10mm	Ant 1	Full	132322	1745	24.81	25.50	1.172	0.15	0.460	0.539
	LTE Band 66(4) - Other PA	20M	QPSK	50	0	-	Left Side	10mm	Ant 1	Full	132322	1745	23.84	24.50	1.164	0.05	0.348	0.405
	LTE Band 66(4) - Other PA	20M	QPSK	1	0	-	Right Side	10mm	Ant 1	Full	132322	1745	24.81	25.50	1.172	-0.04	0.093	0.109
	LTE Band 66(4) - Other PA	20M	QPSK	50	0	-	Right Side	10mm	Ant 1	Full	132322	1745	23.84	24.50	1.164	0.09	0.072	0.084
	LTE Band 66(4) - Other PA	20M	QPSK	1	0	-	Top Side	10mm	Ant 1	Full	132322	1745	24.81	25.50	1.172	-0.03	0.654	0.767
	LTE Band 66(4) - Other PA	20M	QPSK	1	0	-	Top Side	10mm	Ant 1	Reduced	132322	1745	22.91	23.50	1.146	0.08	0.396	0.454
	LTE Band 66(4) - Other PA	20M	QPSK	1	0	-	Top Side	10mm	Ant 1	Full	132072	1720	24.75	25.50	1.189	0.02	0.622	0.739
	LTE Band 66(4) - Other PA	20M	QPSK	1	0	-	Top Side	10mm	Ant 1	Full	132572	1770	24.46	25.50	1.271	0.01	0.600	0.762
	LTE Band 66(4) - Other PA	20M	QPSK	50	0	-	Top Side	10mm	Ant 1	Full	132322	1745	23.84	24.50	1.164	0.05	0.623	0.725
	LTE Band 66(4) - Other PA	20M	QPSK	50	0	-	Top Side	10mm	Ant 1	Full	132072	1720	23.70	24.50	1.202	0.01	0.611	0.735
	LTE Band 66(4) - Other PA	20M	QPSK	50	0	-	Top Side	10mm	Ant 1	Full	132572	1770	23.60	24.50	1.230	0.03	0.609	0.749
	LTE Band 66(4) - Other PA	20M	QPSK	100	0	-	Top Side	10mm	Ant 1	Full	132322	1745	23.75	24.50	1.189	0.05	0.613	0.729
	LTE Band 66(4)_ENDC	20M	QPSK	1	0	-	Front	10mm	Ant 2	Full	132322	1745	23.79	25.00	1.321	0.17	0.057	0.075
	LTE Band 66(4)_ENDC	20M	QPSK	50	0	-	Front	10mm	Ant 2	Full	132322	1745	22.81	24.00	1.315	-0.08	0.044	0.058
	LTE Band 66(4)_ENDC	20M	QPSK	1	0	-	Back	10mm	Ant 2	Full	132322	1745	23.79	25.00	1.321	-0.1	0.112	0.148
	LTE Band 66(4)_ENDC	20M	QPSK	1	0	-	Back	10mm	Ant 2	Full	132072	1720	23.63	25.00	1.371	-0.02	0.097	0.133
	LTE Band 66(4)_ENDC	20M	QPSK	1	0	-	Back	10mm	Ant 2	Full	132572	1770	23.74	25.00	1.337	0.03	0.105	0.140
	LTE Band 66(4)_ENDC	20M	QPSK	50	0	-	Back	10mm	Ant 2	Full	132322	1745	22.81	24.00	1.315	-0.07	0.090	0.118
	LTE Band 66(4)_ENDC	20M	QPSK	1	0	-	Left Side	10mm	Ant 2	Full	132322	1745	23.79	25.00	1.321	0.07	0.070	0.092
	LTE Band 66(4)_ENDC	20M	QPSK	50	0	-	Left Side	10mm	Ant 2	Full	132322	1745	22.81	24.00	1.315	0.18	0.080	0.105
	LTE Band 66(4)_ENDC	20M	QPSK	1	0	-	Right Side	10mm	Ant 2	Full	132322	1745	23.79	25.00	1.321	0.07	0.100	0.132
	LTE Band 66(4)_ENDC	20M	QPSK	50	0	-	Right Side	10mm	Ant 2	Full	132322	1745	22.81	24.00	1.315	0.08	0.075	0.099
	LTE Band 66(4)_ENDC	20M	QPSK	1	0	-	Top Side	10mm	Ant 2	Full	132322	1745	23.79	25.00	1.321	0.06	0.040	0.053
	LTE Band 66(4)_ENDC	20M	QPSK	50	0	-	Top Side	10mm	Ant 2	Full	132322	1745	22.81	24.00	1.315	0.11	0.020	0.026
	FR1 n66	40M	QPSK	1	1	DFT-SCS-15KHz	Front	10mm	Ant 0	Full	349000	1745	23.12	24.00	1.225	0.16	0.168	0.206
	FR1 n66	40M	QPSK	108	54	DFT-SCS-15KHz	Front	10mm	Ant 0	Full	349000	1745	23.06	24.00	1.242	0.02	0.118	0.147
50	FR1 n66	40M	QPSK	1	1	DFT-SCS-15KHz	Back	10mm	Ant 0	Full	349000	1745	23.12	24.00	1.225	0.01	0.715	**0.876**
	FR1 n66	40M	QPSK	1	1	DFT-SCS-15KHz	Back	10mm	Ant 0	Full	346000	1730	23.08	24.00	1.236	0.06	0.702	0.868
	FR1 n66	40M	QPSK	1	1	DFT-SCS-15KHz	Back	10mm	Ant 0	Full	352000	1760	23.00	24.00	1.259	0.05	0.690	0.869
	FR1 n66_ENDC	40M	QPSK	1	1	DFT-SCS-15KHz	Back	10mm	Ant 0	Full	349000	1745	21.77	22.00	1.054	0.02	0.451	0.476
	FR1 n66	40M	QPSK	108	54	DFT-SCS-15KHz	Back	10mm	Ant 0	Full	349000	1745	23.06	24.00	1.242	-0.07	0.643	0.798
	FR1 n66	40M	QPSK	216	0	DFT-SCS-15KHz	Back	10mm	Ant 0	Full	349000	1745	22.15	23.00	1.216	-0.16	0.655	0.797
	FR1 n66	40M	QPSK	1	1	DFT-SCS-15KHz	Left Side	10mm	Ant 0	Full	349000	1745	23.12	24.00	1.225	0.04	0.001	0.001
	FR1 n66	40M	QPSK	108	54	DFT-SCS-15KHz	Left Side	10mm	Ant 0	Full	349000	1745	23.06	24.00	1.242	-0.19	0.028	0.035
	FR1 n66	40M	QPSK	1	1	DFT-SCS-15KHz	Right Side	10mm	Ant 0	Full	349000	1745	23.12	24.00	1.225	-0.01	0.115	0.141

	FR1 n66	40M	QPSK	108	54	DFT-SCS-15KHz	Right Side	10mm	Ant 0	Full	349000	1745	23.06	24.00	1.242	-0.15	0.079	0.098
	FR1 n66	40M	QPSK	1	1	DFT-SCS-15KHz	Bottom Side	10mm	Ant 0	Full	349000	1745	23.12	24.00	1.225	0.13	0.277	0.339
	FR1 n66	40M	QPSK	108	54	DFT-SCS-15KHz	Bottom Side	10mm	Ant 0	Full	349000	1745	23.06	24.00	1.242	0.07	0.255	0.317
	FR1 n66	40M	QPSK	1	1	DFT-SCS-15KHz	Front	10mm	Ant 1	Full	349000	1745	22.38	24.00	1.452	0.03	0.260	0.378
	FR1 n66	40M	QPSK	108	54	DFT-SCS-15KHz	Front	10mm	Ant 1	Full	349000	1745	22.32	24.00	1.472	0.04	0.307	0.452
	FR1 n66	40M	QPSK	1	1	DFT-SCS-15KHz	Back	10mm	Ant 1	Full	349000	1745	22.38	24.00	1.452	0.11	0.215	0.312
	FR1 n66	40M	QPSK	108	54	DFT-SCS-15KHz	Back	10mm	Ant 1	Full	349000	1745	22.32	24.00	1.472	0.08	0.255	0.375
	FR1 n66	40M	QPSK	1	1	DFT-SCS-15KHz	Left Side	10mm	Ant 1	Full	349000	1745	22.38	24.00	1.452	0.08	0.208	0.302
	FR1 n66	40M	QPSK	108	54	DFT-SCS-15KHz	Left Side	10mm	Ant 1	Full	349000	1745	22.32	24.00	1.472	0.11	0.267	0.393
	FR1 n66	40M	QPSK	1	1	DFT-SCS-15KHz	Right Side	10mm	Ant 1	Full	349000	1745	22.38	24.00	1.452	0.03	0.044	0.064
	FR1 n66	40M	QPSK	108	54	DFT-SCS-15KHz	Right Side	10mm	Ant 1	Full	349000	1745	22.32	24.00	1.472	-0.12	0.053	0.078
	FR1 n66	40M	QPSK	1	1	DFT-SCS-15KHz	Top Side	10mm	Ant 1	Full	349000	1745	22.38	24.00	1.452	0.16	0.331	0.481
	FR1 n66	40M	QPSK	108	54	DFT-SCS-15KHz	Top Side	10mm	Ant 1	Full	349000	1745	22.32	24.00	1.472	0.03	0.402	0.592
	FR1 n66	40M	QPSK	108	54	DFT-SCS-15KHz	Top Side	10mm	Ant 1	Full	346000	1730	22.17	24.00	1.524	0.06	0.385	0.587
	FR1 n66	40M	QPSK	108	54	DFT-SCS-15KHz	Top Side	10mm	Ant 1	Full	352000	1760	22.22	24.00	1.507	0.05	0.376	0.566
1900MHz																		
	GSM1900	-	-	-	-	GPRS (4 Tx slots)	Front	10mm	Ant 0	Reduced	661	1880	23.19	24.00	1.205	0.07	0.284	0.342
51	GSM1900	-	-	-	-	GPRS (4 Tx slots)	Back	10mm	Ant 0	Reduced	661	1880	23.19	24.00	1.205	0.04	0.897	**1.081**
	GSM1900	-	-	-	-	GPRS (4 Tx slots)	Back	10mm	Ant 0	Reduced	512	1850.2	22.98	24.00	1.265	-0.09	0.831	1.051
	GSM1900	-	-	-	-	GPRS (4 Tx slots)	Back	10mm	Ant 0	Reduced	810	1909.8	23.02	24.00	1.253	0.08	0.821	1.029
	GSM1900	-	-	-	-	GPRS (4 Tx slots)	Left Side	10mm	Ant 0	Reduced	661	1880	23.19	24.00	1.205	-0.13	0.042	0.051
	GSM1900	-	-	-	-	GPRS (4 Tx slots)	Right Side	10mm	Ant 0	Reduced	661	1880	23.19	24.00	1.205	0.16	0.001	0.001
	GSM1900	-	-	-	-	GPRS (4 Tx slots)	Bottom Side	10mm	Ant 0	Reduced	661	1880	23.19	24.00	1.205	0.03	0.334	0.402
	GSM1900	-	-	-	-	GPRS (3 Tx slots)	Front	10mm	Ant 1	Full	661	1880	25.62	27.00	1.374	-0.07	0.245	0.337
	GSM1900	-	-	-	-	GPRS (3 Tx slots)	Front	10mm	Ant 1	Full	512	1850.2	25.41	27.00	1.442	-0.02	0.230	0.332
	GSM1900	-	-	-	-	GPRS (3 Tx slots)	Front	10mm	Ant 1	Full	810	1909.8	25.60	27.00	1.380	0.03	0.235	0.324
	GSM1900	-	-	-	-	GPRS (3 Tx slots)	Back	10mm	Ant 1	Full	661	1880	25.62	27.00	1.374	-0.08	0.192	0.264
	GSM1900	-	-	-	-	GPRS (3 Tx slots)	Left Side	10mm	Ant 1	Full	661	1880	25.62	27.00	1.374	0.02	0.096	0.132
	GSM1900	-	-	-	-	GPRS (3 Tx slots)	Right Side	10mm	Ant 1	Full	661	1880	25.62	27.00	1.374	0.05	0.067	0.092
	GSM1900	-	-	-	-	GPRS (3 Tx slots)	Top Side	10mm	Ant 1	Full	661	1880	25.62	27.00	1.374	-0.15	0.241	0.331
	WCDMA II	-	-	-	-	RMC 12.2Kbps	Front	10mm	Ant 0	Reduced	9400	1880	20.65	21.50	1.216	0.06	0.358	0.435
	WCDMA II	-	-	-	-	RMC 12.2Kbps	Back	10mm	Ant 0	Reduced	9400	1880	20.65	21.50	1.216	0.02	0.829	1.008
52	WCDMA II	-	-	-	-	RMC 12.2Kbps	Back	10mm	Ant 0	Reduced	9262	1852.4	20.62	21.50	1.225	0.08	0.955	**1.170**
	WCDMA II	-	-	-	-	RMC 12.2Kbps	Back	10mm	Ant 0	Reduced	9538	1907.6	20.45	21.50	1.274	0.12	0.848	1.080
	WCDMA II	-	-	-	-	RMC 12.2Kbps	Left Side	10mm	Ant 0	Reduced	9400	1880	20.65	21.50	1.216	0.1	0.027	0.033
	WCDMA II	-	-	-	-	RMC 12.2Kbps	Right Side	10mm	Ant 0	Reduced	9400	1880	20.65	21.50	1.216	0.05	0.040	0.049
	WCDMA II	-	-	-	-	RMC 12.2Kbps	Bottom Side	10mm	Ant 0	Reduced	9400	1880	20.65	21.50	1.216	0.18	0.423	0.514
	WCDMA II	-	-	-	-	RMC 12.2Kbps	Front	10mm	Ant 1	Full	9400	1880	22.32	23.00	1.169	0.17	0.477	0.558
	WCDMA II	-	-	-	-	RMC 12.2Kbps	Back	10mm	Ant 1	Full	9400	1880	22.32	23.00	1.169	-0.01	0.433	0.506
	WCDMA II	-	-	-	-	RMC 12.2Kbps	Left Side	10mm	Ant 1	Full	9400	1880	22.32	23.00	1.169	0.08	0.379	0.443
	WCDMA II	-	-	-	-	RMC 12.2Kbps	Right Side	10mm	Ant 1	Full	9400	1880	22.32	23.00	1.169	0.07	0.141	0.165
	WCDMA II	-	-	-	-	RMC 12.2Kbps	Top Side	10mm	Ant 1	Full	9400	1880	22.32	23.00	1.169	-0.02	0.483	0.565
	WCDMA II	-	-	-	-	RMC 12.2Kbps	Top Side	10mm	Ant 1	Full	9262	1852.4	22.29	23.00	1.178	-0.01	0.476	0.561
	WCDMA II	-	-	-	-	RMC 12.2Kbps	Top Side	10mm	Ant 1	Full	9538	1907.6	22.03	23.00	1.250	0.02	0.445	0.556
	LTE Band 25(2)	20M	QPSK	1	0	-	Front	10mm	Ant 0	Reduced	26340	1880	21.15	22.50	1.365	0.04	0.267	0.364
	LTE Band 25(2)	20M	QPSK	50	0	-	Front	10mm	Ant 0	Reduced	26340	1880	20.20	21.50	1.349	0.04	0.218	0.294
	LTE Band 25(2)	20M	QPSK	1	0	-	Back	10mm	Ant 0	Reduced	26340	1880	21.15	22.50	1.365	0.03	0.658	0.898
	LTE Band 25(2)	20M	QPSK	1	0	-	Back	10mm	Ant 0	Reduced	26140	1860	21.08	22.50	1.387	0.01	0.611	0.847
53	LTE Band 25(2)	20M	QPSK	1	0	-	Back	10mm	Ant 0	Reduced	26590	1905	21.00	22.50	1.413	0.03	0.711	**1.004**
	LTE Band 25(2)	20M	QPSK	50	0	-	Back	10mm	Ant 0	Reduced	26340	1880	20.20	21.50	1.349	0.04	0.584	0.788
	LTE Band 25(2)	20M	QPSK	1	0	-	Left Side	10mm	Ant 0	Reduced	26340	1880	21.15	22.50	1.365	-0.06	0.040	0.055
	LTE Band 25(2)	20M	QPSK	50	0	-	Left Side	10mm	Ant 0	Reduced	26340	1880	20.20	21.50	1.349	0.06	0.031	0.042
	LTE Band 25(2)	20M	QPSK	1	0	-	Right Side	10mm	Ant 0	Reduced	26340	1880	21.15	22.50	1.365	0.13	0.031	0.042
	LTE Band 25(2)	20M	QPSK	50	0	-	Right Side	10mm	Ant 0	Reduced	26340	1880	20.20	21.50	1.349	-0.03	0.024	0.032
	LTE Band 25(2)	20M	QPSK	1	0	-	Bottom Side	10mm	Ant 0	Reduced	26340	1880	21.15	22.50	1.365	0.19	0.313	0.427
	LTE Band 25(2)	20M	QPSK	50	0	-	Bottom Side	10mm	Ant 0	Reduced	26340	1880	20.20	21.50	1.349	-0.09	0.258	0.348

	LTE Band 25(2)	20M	QPSK	1	0	-	Front	10mm	Ant 1	Full	26340	1880	21.83	23.00	1.309	0.01	0.350	0.458
	LTE Band 25(2)	20M	QPSK	1	0	-	Front	10mm	Ant 1	Full	26140	1860	21.80	23.00	1.318	-0.02	0.344	0.453
	LTE Band 25(2)	20M	QPSK	1	0	-	Front	10mm	Ant 1	Full	26590	1905	21.69	23.00	1.352	0.03	0.330	0.446
	LTE Band 25(2)	20M	QPSK	50	0	-	Front	10mm	Ant 1	Full	26340	1880	20.88	22.00	1.294	-0.18	0.284	0.368
	LTE Band 25(2)	20M	QPSK	1	0	-	Back	10mm	Ant 1	Full	26340	1880	21.83	23.00	1.309	-0.07	0.286	0.374
	LTE Band 25(2)	20M	QPSK	50	0	-	Back	10mm	Ant 1	Full	26340	1880	20.88	22.00	1.294	0.08	0.237	0.307
	LTE Band 25(2)	20M	QPSK	1	0	-	Left Side	10mm	Ant 1	Full	26340	1880	21.83	23.00	1.309	0.08	0.245	0.321
	LTE Band 25(2)	20M	QPSK	50	0	-	Left Side	10mm	Ant 1	Full	26340	1880	20.88	22.00	1.294	0.02	0.200	0.259
	LTE Band 25(2)	20M	QPSK	1	0	-	Right Side	10mm	Ant 1	Full	26340	1880	21.83	23.00	1.309	0.01	0.101	0.132
	LTE Band 25(2)	20M	QPSK	50	0	-	Right Side	10mm	Ant 1	Full	26340	1880	20.88	22.00	1.294	0.05	0.083	0.107
	LTE Band 25(2)	20M	QPSK	1	0	-	Top Side	10mm	Ant 1	Full	26340	1880	21.83	23.00	1.309	-0.15	0.318	0.416
	LTE Band 25(2)	20M	QPSK	50	0	-	Top Side	10mm	Ant 1	Full	26340	1880	20.88	22.00	1.294	-0.09	0.268	0.347
	FR1 n25(2)	40M	QPSK	1	1	DFT-SCS-15KHz	Front	10mm	Ant 0	Reduced	376500	1882.5	18.08	19.50	1.387	-0.06	0.230	0.319
	FR1 n25(2)	40M	QPSK	108	54	DFT-SCS-15KHz	Front	10mm	Ant 0	Reduced	376500	1882.5	18.03	19.50	1.403	0.1	0.238	0.334
	FR1 n25(2)	40M	QPSK	1	1	DFT-SCS-15KHz	Back	10mm	Ant 0	Reduced	376500	1882.5	18.08	19.50	1.387	0.05	0.775	1.075
54	FR1 n25(2)	40M	QPSK	108	54	DFT-SCS-15KHz	Back	10mm	Ant 0	Reduced	376500	1882.5	18.03	19.50	1.403	0.16	0.795	**1.115**
	FR1 n25(2)	40M	QPSK	108	54	DFT-SCS-15KHz	Back	10mm	Ant 0	Reduced	374000	1870	17.95	19.50	1.429	0.03	0.765	1.093
	FR1 n25(2)	40M	QPSK	108	54	DFT-SCS-15KHz	Back	10mm	Ant 0	Reduced	379000	1895	17.86	19.50	1.459	0.01	0.756	1.103
	FR1 n25(2)_ENDC	40M	QPSK	108	54	DFT-SCS-15KHz	Back	10mm	Ant 0	Reduced	376500	1882.5	15.05	16.50	1.396	0.03	0.402	0.561
	FR1 n25(2)	40M	QPSK	216	0	DFT-SCS-15KHz	Back	10mm	Ant 0	Reduced	376500	1882.5	17.95	19.50	1.429	0.05	0.722	1.032
	FR1 n25(2)	40M	QPSK	1	1	DFT-SCS-15KHz	Left Side	10mm	Ant 0	Reduced	376500	1882.5	18.08	19.50	1.387	0.03	0.039	0.054
	FR1 n25(2)	40M	QPSK	108	54	DFT-SCS-15KHz	Left Side	10mm	Ant 0	Reduced	376500	1882.5	18.03	19.50	1.403	-0.06	0.039	0.055
	FR1 n25(2)	40M	QPSK	1	1	DFT-SCS-15KHz	Right Side	10mm	Ant 0	Reduced	376500	1882.5	18.08	19.50	1.387	0.01	0.038	0.053
	FR1 n25(2)	40M	QPSK	108	54	DFT-SCS-15KHz	Right Side	10mm	Ant 0	Reduced	376500	1882.5	18.03	19.50	1.403	-0.1	0.028	0.039
	FR1 n25(2)	40M	QPSK	1	1	DFT-SCS-15KHz	Bottom Side	10mm	Ant 0	Reduced	376500	1882.5	18.08	19.50	1.387	-0.09	0.350	0.485
	FR1 n25(2)	40M	QPSK	108	54	DFT-SCS-15KHz	Bottom Side	10mm	Ant 0	Reduced	376500	1882.5	18.03	19.50	1.403	0.02	0.331	0.464
	FR1 n25(2)	40M	QPSK	1	1	DFT-SCS-15KHz	Front	10mm	Ant 1	Full	376500	1882.5	21.75	23.00	1.334	0.06	0.395	0.527
	FR1 n25(2)	40M	QPSK	108	54	DFT-SCS-15KHz	Front	10mm	Ant 1	Full	376500	1882.5	21.62	23.00	1.374	0.02	0.496	0.682
	FR1 n25(2)	40M	QPSK	1	1	DFT-SCS-15KHz	Back	10mm	Ant 1	Full	376500	1882.5	21.75	23.00	1.334	-0.07	0.340	0.453
	FR1 n25(2)	40M	QPSK	108	54	DFT-SCS-15KHz	Back	10mm	Ant 1	Full	376500	1882.5	21.62	23.00	1.374	0.02	0.384	0.528
	FR1 n25(2)	40M	QPSK	1	1	DFT-SCS-15KHz	Left Side	10mm	Ant 1	Full	376500	1882.5	21.75	23.00	1.334	0.08	0.276	0.368
	FR1 n25(2)	40M	QPSK	108	54	DFT-SCS-15KHz	Left Side	10mm	Ant 1	Full	376500	1882.5	21.62	23.00	1.374	0.18	0.358	0.492
	FR1 n25(2)	40M	QPSK	1	1	DFT-SCS-15KHz	Right Side	10mm	Ant 1	Full	376500	1882.5	21.75	23.00	1.334	0.01	0.092	0.123
	FR1 n25(2)	40M	QPSK	108	54	DFT-SCS-15KHz	Right Side	10mm	Ant 1	Full	376500	1882.5	21.62	23.00	1.374	0.02	0.115	0.158
	FR1 n25(2)	40M	QPSK	1	1	DFT-SCS-15KHz	Top Side	10mm	Ant 1	Full	376500	1882.5	21.75	23.00	1.334	-0.1	0.470	0.627
	FR1 n25(2)	40M	QPSK	108	54	DFT-SCS-15KHz	Top Side	10mm	Ant 1	Full	376500	1882.5	21.62	23.00	1.374	0.02	0.515	0.708
	FR1 n25(2)	40M	QPSK	108	54	DFT-SCS-15KHz	Top Side	10mm	Ant 1	Full	374000	1870	21.45	23.00	1.429	0.03	0.486	0.694
	FR1 n25(2)	40M	QPSK	108	54	DFT-SCS-15KHz	Top Side	10mm	Ant 1	Full	379000	1895	21.53	23.00	1.403	0.05	0.499	0.700
	LTE Band 2_ENDC	20M	QPSK	1	0	-	Front	10mm	Ant 2	Full	18900	1880	23.04	24.00	1.247	0.02	0.074	0.092
	LTE Band 2_ENDC	20M	QPSK	50	0	-	Front	10mm	Ant 2	Full	18900	1880	22.05	23.00	1.245	0.03	0.049	0.061
	LTE Band 2_ENDC	20M	QPSK	1	0	-	Back	10mm	Ant 2	Full	18900	1880	23.04	24.00	1.247	0.02	0.128	0.160
	LTE Band 2_ENDC	20M	QPSK	1	0	-	Back	10mm	Ant 2	Full	18700	1860	22.99	24.00	1.262	0.01	0.118	0.149
	LTE Band 2_ENDC	20M	QPSK	1	0	-	Back	10mm	Ant 2	Full	19100	1900	22.94	24.00	1.276	-0.02	0.100	0.128
	LTE Band 2_ENDC	20M	QPSK	50	0	-	Back	10mm	Ant 2	Full	18900	1880	22.05	23.00	1.245	0.02	0.108	0.134
	LTE Band 2_ENDC	20M	QPSK	1	0	-	Left Side	10mm	Ant 2	Full	18900	1880	23.04	24.00	1.247	-0.15	0.010	0.012
	LTE Band 2_ENDC	20M	QPSK	50	0	-	Left Side	10mm	Ant 2	Full	18900	1880	22.05	23.00	1.245	0.05	0.005	0.006
	LTE Band 2_ENDC	20M	QPSK	1	0	-	Right Side	10mm	Ant 2	Full	18900	1880	23.04	24.00	1.247	0.14	0.103	0.128
	LTE Band 2_ENDC	20M	QPSK	50	0	-	Right Side	10mm	Ant 2	Full	18900	1880	22.05	23.00	1.245	0.14	0.089	0.111
	LTE Band 2_ENDC	20M	QPSK	1	0	-	Top Side	10mm	Ant 2	Full	18900	1880	23.04	24.00	1.247	0.13	0.063	0.079
	LTE Band 2_ENDC	20M	QPSK	50	0	-	Top Side	10mm	Ant 2	Full	18900	1880	22.05	23.00	1.245	-0.1	0.047	0.058
	LTE Band 2_Other PA	20M	QPSK	1	0	-	Front	10mm	Ant 1	Full	18900	1880	23.87	25.00	1.297	0.15	0.411	0.533
	LTE Band 2_Other PA	20M	QPSK	50	0	-	Front	10mm	Ant 1	Full	18900	1880	23.08	24.00	1.236	0.18	0.346	0.428
55	LTE Band 2_Other PA	20M	QPSK	1	0	-	Back	10mm	Ant 1	Full	18900	1880	23.87	25.00	1.297	-0.07	0.437	**0.567**
	LTE Band 2_Other PA	20M	QPSK	1	0	-	Back	10mm	Ant 1	Full	18700	1860	23.47	24.00	1.130	0.1	0.428	0.484
	LTE Band 2_Other PA	20M	QPSK	1	0	-	Back	10mm	Ant 1	Full	19100	1900	23.84	24.00	1.038	0.06	0.419	0.435
	LTE Band 2_Other PA	20M	QPSK	50	0	-	Back	10mm	Ant 1	Full	18900	1880	23.08	24.00	1.236	0.11	0.259	0.320

	LTE Band 2_Other PA	20M	QPSK	1	0	-	Left Side	10mm	Ant 1	Full	18900	1880	23.87	25.00	1.297	0.05	0.342	0.444
	LTE Band 2_Other PA	20M	QPSK	50	0	-	Left Side	10mm	Ant 1	Full	18900	1880	23.08	24.00	1.236	0.02	0.282	0.349
	LTE Band 2_Other PA	20M	QPSK	1	0	-	Right Side	10mm	Ant 1	Full	18900	1880	23.87	25.00	1.297	0.01	0.106	0.138
	LTE Band 2_Other PA	20M	QPSK	50	0	-	Right Side	10mm	Ant 1	Full	18900	1880	23.08	24.00	1.236	-0.15	0.076	0.094
	LTE Band 2_Other PA	20M	QPSK	1	0	-	Top Side	10mm	Ant 1	Full	18900	1880	23.87	25.00	1.297	0.06	0.406	0.527
	LTE Band 2_Other PA	20M	QPSK	50	0	-	Top Side	10mm	Ant 1	Full	18900	1880	23.08	24.00	1.236	-0.1	0.320	0.396
2300MHz																		
56	LTE Band 30	10M	QPSK	1	0	-	Front	10mm	Ant 0	Full	27710	2310	22.46	24.00	1.426	-0.12	0.584	**0.833**
	LTE Band 30	10M	QPSK	25	0	-	Front	10mm	Ant 0	Full	27710	2310	21.52	23.00	1.406	-0.12	0.386	0.543
	LTE Band 30	10M	QPSK	1	0	-	Back	10mm	Ant 0	Full	27710	2310	22.46	24.00	1.426	0.16	0.487	0.694
	LTE Band 30	10M	QPSK	25	0	-	Back	10mm	Ant 0	Full	27710	2310	21.52	23.00	1.406	0.01	0.390	0.548
	LTE Band 30	10M	QPSK	1	0	-	Left Side	10mm	Ant 0	Full	27710	2310	22.46	24.00	1.426	0.05	0.030	0.043
	LTE Band 30	10M	QPSK	25	0	-	Left Side	10mm	Ant 0	Full	27710	2310	21.52	23.00	1.406	-0.07	0.026	0.037
	LTE Band 30	10M	QPSK	1	0	-	Right Side	10mm	Ant 0	Full	27710	2310	22.46	24.00	1.426	-0.14	0.400	0.570
	LTE Band 30	10M	QPSK	25	0	-	Right Side	10mm	Ant 0	Full	27710	2310	21.52	23.00	1.406	0.03	0.310	0.436
	LTE Band 30	10M	QPSK	1	0	-	Bottom Side	10mm	Ant 0	Full	27710	2310	22.46	24.00	1.426	0.03	0.218	0.311
	LTE Band 30	10M	QPSK	25	0	-	Bottom Side	10mm	Ant 0	Full	27710	2310	21.52	23.00	1.406	-0.05	0.189	0.266
	LTE Band 30	10M	QPSK	1	0	-	Front	10mm	Ant 1	Full	27710	2310	20.83	22.00	1.309	0.02	0.351	0.460
	LTE Band 30	10M	QPSK	25	0	-	Front	10mm	Ant 1	Full	27710	2310	19.82	21.00	1.312	0.05	0.281	0.369
	LTE Band 30	10M	QPSK	1	0	-	Back	10mm	Ant 1	Full	27710	2310	20.83	22.00	1.309	0.01	0.452	0.592
	LTE Band 30	10M	QPSK	25	0	-	Back	10mm	Ant 1	Full	27710	2310	19.82	21.00	1.312	0.11	0.364	0.478
	LTE Band 30	10M	QPSK	1	0	-	Left Side	10mm	Ant 1	Full	27710	2310	20.83	22.00	1.309	-0.15	0.240	0.314
	LTE Band 30	10M	QPSK	25	0	-	Left Side	10mm	Ant 1	Full	27710	2310	19.82	21.00	1.312	-0.14	0.195	0.256
	LTE Band 30	10M	QPSK	1	0	-	Right Side	10mm	Ant 1	Full	27710	2310	20.83	22.00	1.309	0.19	0.107	0.140
	LTE Band 30	10M	QPSK	25	0	-	Right Side	10mm	Ant 1	Full	27710	2310	19.82	21.00	1.312	0.12	0.088	0.115
	LTE Band 30	10M	QPSK	1	0	-	Top Side	10mm	Ant 1	Full	27710	2310	20.83	22.00	1.309	0.01	0.235	0.308
	LTE Band 30	10M	QPSK	25	0	-	Top Side	10mm	Ant 1	Full	27710	2310	19.82	21.00	1.312	0.08	0.192	0.252
	LTE Band 30_ENDC	10M	QPSK	1	0	-	Front	10mm	Ant 2	Full	27710	2310	22.73	24.00	1.340	0.02	0.050	0.067
	LTE Band 30_ENDC	10M	QPSK	25	0	-	Front	10mm	Ant 2	Full	27710	2310	21.71	23.00	1.346	0.04	0.041	0.055
	LTE Band 30_ENDC	10M	QPSK	1	0	-	Back	10mm	Ant 2	Full	27710	2310	22.73	24.00	1.340	-0.13	0.142	0.190
	LTE Band 30_ENDC	10M	QPSK	25	0	-	Back	10mm	Ant 2	Full	27710	2310	21.71	23.00	1.346	0.07	0.124	0.167
	LTE Band 30_ENDC	10M	QPSK	1	0	-	Left Side	10mm	Ant 2	Full	27710	2310	22.73	24.00	1.340	-0.04	0.026	0.035
	LTE Band 30_ENDC	10M	QPSK	25	0	-	Left Side	10mm	Ant 2	Full	27710	2310	21.71	23.00	1.346	0.05	0.019	0.026
	LTE Band 30_ENDC	10M	QPSK	1	0	-	Right Side	10mm	Ant 2	Full	27710	2310	22.73	24.00	1.340	-0.09	0.098	0.131
	LTE Band 30_ENDC	10M	QPSK	25	0	-	Right Side	10mm	Ant 2	Full	27710	2310	21.71	23.00	1.346	0.08	0.082	0.110
	LTE Band 30_ENDC	10M	QPSK	1	0	-	Top Side	10mm	Ant 2	Full	27710	2310	22.73	24.00	1.340	0.03	0.042	0.056
	LTE Band 30_ENDC	10M	QPSK	25	0	-	Top Side	10mm	Ant 2	Full	27710	2310	21.71	23.00	1.346	0.15	0.020	0.027
	FR1 n30	10M	QPSK	1	1	DFT-SCS-15KHz	Front	10mm	Ant 0	Reduced	462000	2310	22.89	23.00	1.026	0.06	0.786	0.806
	FR1 n30	10M	QPSK	25	14	DFT-SCS-15KHz	Front	10mm	Ant 0	Reduced	462000	2310	22.83	23.00	1.040	0.03	0.709	0.737
	FR1 n30	10M	QPSK	50	0	DFT-SCS-15KHz	Front	10mm	Ant 0	Reduced	462000	2310	21.81	22.00	1.045	0.06	0.584	0.610
57	FR1 n30	10M	QPSK	1	1	DFT-SCS-15KHz	Back	10mm	Ant 0	Reduced	462000	2310	22.89	23.00	1.026	-0.03	0.799	**0.819**
	FR1 n30	10M	QPSK	25	14	DFT-SCS-15KHz	Back	10mm	Ant 0	Reduced	462000	2310	22.83	23.00	1.040	0.09	0.760	0.790
	FR1 n30	10M	QPSK	50	0	DFT-SCS-15KHz	Back	10mm	Ant 0	Reduced	462000	2310	21.81	22.00	1.045	0.13	0.618	0.646
	FR1 n30	10M	QPSK	1	1	DFT-SCS-15KHz	Left Side	10mm	Ant 0	Reduced	462000	2310	22.89	23.00	1.026	0.07	0.020	0.021
	FR1 n30	10M	QPSK	25	14	DFT-SCS-15KHz	Left Side	10mm	Ant 0	Reduced	462000	2310	22.83	23.00	1.040	0.15	0.016	0.017
	FR1 n30	10M	QPSK	1	1	DFT-SCS-15KHz	Right Side	10mm	Ant 0	Reduced	462000	2310	22.89	23.00	1.026	0.06	0.537	0.551
	FR1 n30	10M	QPSK	25	14	DFT-SCS-15KHz	Right Side	10mm	Ant 0	Reduced	462000	2310	22.83	23.00	1.040	0.03	0.561	0.583
	FR1 n30	10M	QPSK	1	1	DFT-SCS-15KHz	Bottom Side	10mm	Ant 0	Reduced	462000	2310	22.89	23.00	1.026	0.1	0.358	0.367
	FR1 n30	10M	QPSK	25	14	DFT-SCS-15KHz	Bottom Side	10mm	Ant 0	Reduced	462000	2310	22.83	23.00	1.040	0.03	0.391	0.407
	FR1 n30	10M	QPSK	1	1	DFT-SCS-15KHz	Front	10mm	Ant 1	Full	462000	2310	22.75	24.00	1.334	0.03	0.387	0.516
	FR1 n30	10M	QPSK	25	14	DFT-SCS-15KHz	Front	10mm	Ant 1	Full	462000	2310	22.62	24.00	1.374	0.02	0.486	0.668
	FR1 n30	10M	QPSK	1	1	DFT-SCS-15KHz	Back	10mm	Ant 1	Full	462000	2310	22.75	24.00	1.334	-0.09	0.503	0.671
	FR1 n30	10M	QPSK	25	14	DFT-SCS-15KHz	Back	10mm	Ant 1	Full	462000	2310	22.62	24.00	1.374	0.13	0.462	0.635
	FR1 n30	10M	QPSK	1	1	DFT-SCS-15KHz	Left Side	10mm	Ant 1	Full	462000	2310	22.75	24.00	1.334	0.09	0.231	0.308
	FR1 n30	10M	QPSK	25	14	DFT-SCS-15KHz	Left Side	10mm	Ant 1	Full	462000	2310	22.62	24.00	1.374	0.16	0.224	0.308
	FR1 n30	10M	QPSK	1	1	DFT-SCS-15KHz	Right Side	10mm	Ant 1	Full	462000	2310	22.75	24.00	1.334	-0.01	0.085	0.113

	FR1 n30	10M	QPSK	25	14	DFT-SCS-15KHz	Right Side	10mm	Ant 1	Full	462000	2310	22.62	24.00	1.374	0.02	0.079	0.109
	FR1 n30	10M	QPSK	1	1	DFT-SCS-15KHz	Top Side	10mm	Ant 1	Full	462000	2310	22.75	24.00	1.334	-0.07	0.268	0.357
	FR1 n30	10M	QPSK	25	14	DFT-SCS-15KHz	Top Side	10mm	Ant 1	Full	462000	2310	22.62	24.00	1.374	0.08	0.268	0.368

Plot No.	Band	BW (MHz)	Modulation	RB Size	RB offset	Mode	Test Position	Gap (mm)	Antenna	Power Reduction	Ch.	Freq. (MHz)	Average Power (dBm)	Tune-Up Limit (dBm)	Tune-up Scaling Factor	Duty Cycle %	Duty Cycle Scaling Factor	Power Drift (dB)	Measured 1g SAR (W/kg)	Reported 1g SAR (W/kg)
	2600MHZ																			
	LTE Band 7	20M	QPSK	1	0	-	Front	10mm	Ant 0	Reduced	21100	2535	18.72	20.00	1.343	-	-	0.02	0.222	0.298
	LTE Band 7	20M	QPSK	50	0	-	Front	10mm	Ant 0	Reduced	21100	2535	17.81	19.00	1.315	-	-	0.17	0.179	0.235
	LTE Band 7	20M	QPSK	1	0	-	Back	10mm	Ant 0	Reduced	21100	2535	18.72	20.00	1.343	-	-	-0.19	0.808	1.085
	LTE Band 7	20M	QPSK	1	0	-	Back	10mm	Ant 0	Reduced	20850	2510	18.65	20.00	1.365	-	-	0.04	0.800	1.092
58	LTE Band 7	20M	QPSK	1	0	-	Back	10mm	Ant 0	Reduced	21350	2560	18.67	20.00	1.358	-	-	-0.05	0.855	**1.161**
	LTE Band 7	20M	QPSK	50	0	-	Back	10mm	Ant 0	Reduced	21100	2535	17.81	19.00	1.315	-	-	-0.04	0.756	0.994
	LTE Band 7	20M	QPSK	50	0	-	Back	10mm	Ant 0	Reduced	20850	2510	17.73	19.00	1.340	-	-	-0.11	0.777	1.041
	LTE Band 7	20M	QPSK	50	0	-	Back	10mm	Ant 0	Reduced	21350	2560	17.70	19.00	1.349	-	-	0.13	0.815	1.099
	LTE Band 7	20M	QPSK	100	0	-	Back	10mm	Ant 0	Reduced	21100	2535	17.80	19.00	1.318	-	-	0.16	0.818	1.078
	LTE Band 7	20M	QPSK	1	0	-	Left Side	10mm	Ant 0	Reduced	21100	2535	18.72	20.00	1.343	-	-	0.14	0.025	0.034
	LTE Band 7	20M	QPSK	50	0	-	Left Side	10mm	Ant 0	Reduced	21100	2535	17.81	19.00	1.315	-	-	-0.09	0.021	0.028
	LTE Band 7	20M	QPSK	1	0	-	Right Side	10mm	Ant 0	Reduced	21100	2535	18.72	20.00	1.343	-	-	0.06	0.167	0.224
	LTE Band 7	20M	QPSK	50	0	-	Right Side	10mm	Ant 0	Reduced	21100	2535	17.81	19.00	1.315	-	-	0.09	0.135	0.178
	LTE Band 7	20M	QPSK	1	0	-	Bottom Side	10mm	Ant 0	Reduced	21100	2535	18.72	20.00	1.343	-	-	-0.04	0.648	0.870
	LTE Band 7	20M	QPSK	1	0	-	Bottom Side	10mm	Ant 0	Reduced	20850	2510	18.65	20.00	1.365	-	-	0.07	0.626	0.854
	LTE Band 7	20M	QPSK	1	0	-	Bottom Side	10mm	Ant 0	Reduced	21350	2560	18.67	20.00	1.358	-	-	-0.02	0.715	0.971
	LTE Band 7	20M	QPSK	50	0	-	Bottom Side	10mm	Ant 0	Reduced	21100	2535	17.81	19.00	1.315	-	-	-0.06	0.625	0.822
	LTE Band 7	20M	QPSK	50	0	-	Bottom Side	10mm	Ant 0	Reduced	20850	2510	17.73	19.00	1.340	-	-	-0.1	0.683	0.915
	LTE Band 7	20M	QPSK	50	0	-	Bottom Side	10mm	Ant 0	Reduced	21350	2560	17.70	19.00	1.349	-	-	0.08	0.642	0.866
	LTE Band 7	20M	QPSK	100	0	-	Bottom Side	10mm	Ant 0	Reduced	21100	2535	17.80	19.00	1.318	-	-	0.16	0.689	0.908
	LTE Band 7_Other PA	20M	QPSK	1	0	-	Front	10mm	Ant 5	Full	21100	2535	23.13	24.00	1.222	-	-	-0.02	0.376	0.459
	LTE Band 7_Other PA	20M	QPSK	50	0	-	Front	10mm	Ant 5	Full	21100	2535	22.20	23.00	1.202	-	-	0.02	0.326	0.392
	LTE Band 7_Other PA	20M	QPSK	1	0	-	Back	10mm	Ant 5	Full	21100	2535	23.13	24.00	1.222	-	-	0.02	0.184	0.225
	LTE Band 7_Other PA	20M	QPSK	50	0	-	Back	10mm	Ant 5	Full	21100	2535	22.20	23.00	1.202	-	-	0.08	0.144	0.173
	LTE Band 7_Other PA	20M	QPSK	1	0	-	Left Side	10mm	Ant 5	Full	21100	2535	23.13	24.00	1.222	-	-	0.18	0.029	0.035
	LTE Band 7_Other PA	20M	QPSK	50	0	-	Left Side	10mm	Ant 5	Full	21100	2535	22.20	23.00	1.202	-	-	-0.13	0.022	0.026
	LTE Band 7_Other PA	20M	QPSK	1	0	-	Right Side	10mm	Ant 5	Full	21100	2535	23.13	24.00	1.222	-	-	0.18	0.444	0.542
	LTE Band 7_Other PA	20M	QPSK	1	0	-	Right Side	10mm	Ant 5	Full	20850	2510	22.82	24.00	1.312	-	-	0.03	0.403	0.529
	LTE Band 7_Other PA	20M	QPSK	1	0	-	Right Side	10mm	Ant 5	Full	21350	2560	23.11	24.00	1.227	-	-	-0.09	0.416	0.511
	LTE Band 7_Other PA	20M	QPSK	50	0	-	Right Side	10mm	Ant 5	Full	21100	2535	22.20	23.00	1.202	-	-	-0.02	0.357	0.429
	LTE Band 7_Other PA	20M	QPSK	1	0	-	Top Side	10mm	Ant 5	Full	21100	2535	23.13	24.00	1.222	-	-	0.03	0.046	0.056
	LTE Band 7_Other PA	20M	QPSK	50	0	-	Top Side	10mm	Ant 5	Full	21100	2535	22.20	23.00	1.202	-	-	0.01	0.030	0.036
	LTE Band 7_Other PA	20M	QPSK	1	0	-	Bottom Side	10mm	Ant 5	Full	21100	2535	23.13	24.00	1.222	-	-	0.09	0.087	0.106
	LTE Band 7_Other PA	20M	QPSK	50	0	-	Bottom Side	10mm	Ant 5	Full	21100	2535	22.20	23.00	1.202	-	-	0.19	0.066	0.079
	LTE Band 7_Other PA	20M	QPSK	1	0	-	Front	10mm	Ant 6	Full	21100	2535	23.09	24.00	1.233	-	-	0.14	0.521	0.642
	LTE Band 7_Other PA	20M	QPSK	50	0	-	Front	10mm	Ant 6	Full	21100	2535	22.05	23.00	1.245	-	-	0.02	0.423	0.526
	LTE Band 7_Other PA	20M	QPSK	1	0	-	Back	10mm	Ant 6	Full	21100	2535	23.09	24.00	1.233	-	-	0.13	0.200	0.247
	LTE Band 7_Other PA	20M	QPSK	50	0	-	Back	10mm	Ant 6	Full	21100	2535	22.05	23.00	1.245	-	-	0.07	0.158	0.197
	LTE Band 7_Other PA	20M	QPSK	1	0	-	Left Side	10mm	Ant 6	Full	21100	2535	23.09	24.00	1.233	-	-	0.05	0.618	0.762
	LTE Band 7_Other PA	20M	QPSK	1	0	-	Left Side	10mm	Ant 6	Reduced	21100	2535	21.19	22.00	1.205	-	-	0.03	0.368	0.443
	LTE Band 7_Other PA	20M	QPSK	1	0	-	Left Side	10mm	Ant 6	Full	20850	2510	22.94	24.00	1.276	-	-	0.02	0.592	0.756
	LTE Band 7_Other PA	20M	QPSK	1	0	-	Left Side	10mm	Ant 6	Full	21350	2560	22.91	24.00	1.285	-	-	0.01	0.590	0.758
	LTE Band 7_Other PA	20M	QPSK	50	0	-	Left Side	10mm	Ant 6	Full	21100	2535	22.05	23.00	1.245	-	-	-0.11	0.520	0.647
	LTE Band 7_Other PA	20M	QPSK	1	0	-	Right Side	10mm	Ant 6	Full	21100	2535	23.09	24.00	1.233	-	-	0.07	0.050	0.062
	LTE Band 7_Other PA	20M	QPSK	50	0	-	Right Side	10mm	Ant 6	Full	21100	2535	22.05	23.00	1.245	-	-	0.08	0.049	0.061
	LTE Band 7_Other PA	20M	QPSK	1	0	-	Top Side	10mm	Ant 6	Full	21100	2535	23.09	24.00	1.233	-	-	0.02	0.049	0.060
	LTE Band 7_Other PA	20M	QPSK	50	0	-	Top Side	10mm	Ant 6	Full	21100	2535	22.05	23.00	1.245	-	-	0.04	0.028	0.035

	LTE Band 7_Other PA	20M	QPSK	1	0	-	Bottom Side	10mm	Ant 6	Full	21100	2535	23.09	24.00	1.233	-	-	0.13	0.088	0.109
	LTE Band 7_Other PA	20M	QPSK	50	0	-	Bottom Side	10mm	Ant 6	Full	21100	2535	22.05	23.00	1.245	-	-	0.09	0.064	0.080
	LTE Band 41(38)	20M	QPSK	1	0	-	Front	10mm	Ant 0	Reduced	40620	2593	19.98	21.00	1.265	62.9	1.006	-0.06	0.172	0.219
	LTE Band 41(38)	20M	QPSK	50	0	-	Front	10mm	Ant 0	Reduced	40620	2593	19.94	21.00	1.276	62.9	1.006	0.05	0.109	0.140
	LTE Band 41(38)	20M	QPSK	1	0	-	Back	10mm	Ant 0	Reduced	40620	2593	19.98	21.00	1.265	62.9	1.006	-0.06	0.658	0.837
	CA_41(38)C	20M	QPSK	1	0	-	Back	10mm	Ant 0	Reduced	40620+ 40818	2593+ 2612.8	19.57	21.00	1.390	62.9	1.006	0.04	0.597	0.835
59	LTE Band 41(38)-HPUE	20M	QPSK	1	0	-	Back	10mm	Ant 0	Reduced	40620	2593	23.07	24.00	1.239	42.9	1.009	0.02	0.936	**1.170**
	CA_41C-HPUE	20M	QPSK	1	0	-	Back	10mm	Ant 0	Reduced	40620+ 40818	2593+ 2612.8	19.73	21.00	1.340	42.9	1.009	0.04	0.414	0.560
	CA_38C-HPUE	20M	QPSK	1	0	-	Back	10mm	Ant 0	Reduced	37901+ 38099	2585.1+ 2604.9	22.66	24.00	1.361	42.9	1.009	-0.03	0.828	1.137
	LTE Band 41(38)	20M	QPSK	1	0	-	Back	10mm	Ant 0	Reduced	39750	2506	19.70	21.00	1.349	62.9	1.006	-0.02	0.611	0.829
	LTE Band 41(38)	20M	QPSK	1	0	-	Back	10mm	Ant 0	Reduced	40185	2549.5	19.55	21.00	1.396	62.9	1.006	0.14	0.588	0.826
	LTE Band 41(38)	20M	QPSK	1	0	-	Back	10mm	Ant 0	Reduced	41055	2636.5	19.61	21.00	1.377	62.9	1.006	0.04	0.596	0.826
	LTE Band 41(38)	20M	QPSK	1	0	-	Back	10mm	Ant 0	Reduced	41490	2680	19.67	21.00	1.358	62.9	1.006	0.09	0.521	0.712
	LTE Band 41(38)	20M	QPSK	50	0	-	Back	10mm	Ant 0	Reduced	40620	2593	19.94	21.00	1.276	62.9	1.006	-0.12	0.403	0.517
	LTE Band 41(38)	20M	QPSK	100	0	-	Back	10mm	Ant 0	Reduced	40620	2593	19.92	21.00	1.282	62.9	1.006	0.08	0.542	0.699
	LTE Band 41(38)	20M	QPSK	1	0	-	Left Side	10mm	Ant 0	Reduced	40620	2593	19.98	21.00	1.265	62.9	1.006	0.16	0.020	0.025
	LTE Band 41(38)	20M	QPSK	50	0	-	Left Side	10mm	Ant 0	Reduced	40620	2593	19.94	21.00	1.276	62.9	1.006	0.04	0.018	0.023
	LTE Band 41(38)	20M	QPSK	1	0	-	Right Side	10mm	Ant 0	Reduced	40620	2593	19.98	21.00	1.265	62.9	1.006	0.04	0.121	0.154
	LTE Band 41(38)	20M	QPSK	50	0	-	Right Side	10mm	Ant 0	Reduced	40620	2593	19.94	21.00	1.276	62.9	1.006	0.13	0.092	0.118
	LTE Band 41(38)	20M	QPSK	1	0	-	Top Side	10mm	Ant 0	Reduced	40620	2593	19.98	21.00	1.265	62.9	1.006	-0.17	0.017	0.022
	LTE Band 41(38)	20M	QPSK	50	0	-	Top Side	10mm	Ant 0	Reduced	40620	2593	19.94	21.00	1.276	62.9	1.006	-0.17	0.000	0.000
	LTE Band 41(38)	20M	QPSK	1	0	-	Bottom Side	10mm	Ant 0	Reduced	40620	2593	19.98	21.00	1.265	62.9	1.006	0.06	0.646	0.822
	LTE Band 41(38)	20M	QPSK	1	0	-	Bottom Side	10mm	Ant 0	Reduced	39750	2506	19.70	21.00	1.349	62.9	1.006	-0.13	0.534	0.725
	LTE Band 41(38)	20M	QPSK	1	0	-	Bottom Side	10mm	Ant 0	Reduced	40185	2549.5	19.55	21.00	1.396	62.9	1.006	0.16	0.538	0.756
	LTE Band 41(38)	20M	QPSK	1	0	-	Bottom Side	10mm	Ant 0	Reduced	41055	2636.5	19.61	21.00	1.377	62.9	1.006	-0.12	0.508	0.704
	LTE Band 41(38)	20M	QPSK	1	0	-	Bottom Side	10mm	Ant 0	Reduced	41490	2680	19.67	21.00	1.358	62.9	1.006	0.09	0.513	0.701
	LTE Band 41(38)	20M	QPSK	50	0	-	Bottom Side	10mm	Ant 0	Reduced	40620	2593	19.94	21.00	1.276	62.9	1.006	0.01	0.521	0.669
	LTE Band 41(38)	20M	QPSK	50	0	-	Bottom Side	10mm	Ant 0	Reduced	39750	2506	19.60	21.00	1.380	62.9	1.006	0.12	0.447	0.621
	LTE Band 41(38)	20M	QPSK	50	0	-	Bottom Side	10mm	Ant 0	Reduced	40185	2549.5	19.59	21.00	1.384	62.9	1.006	0.06	0.451	0.628
	LTE Band 41(38)	20M	QPSK	50	0	-	Bottom Side	10mm	Ant 0	Reduced	41055	2636.5	19.59	21.00	1.384	62.9	1.006	0.07	0.501	0.697
	LTE Band 41(38)	20M	QPSK	50	0	-	Bottom Side	10mm	Ant 0	Reduced	41490	2680	19.61	21.00	1.377	62.9	1.006	0.06	0.422	0.585
	LTE Band 41(38)	20M	QPSK	100	0	-	Bottom Side	10mm	Ant 0	Reduced	40620	2593	19.92	21.00	1.282	62.9	1.006	0.05	0.517	0.667
	FR1 n7	40M	QPSK	1	1	DFT-SCS-15KHz	Front	10mm	Ant 5	Full	507000	2535	23.11	24.00	1.227	-	-	-0.03	0.542	0.665
	FR1 n7	40M	QPSK	108	54	DFT-SCS-15KHz	Front	10mm	Ant 5	Full	507000	2535	22.96	24.00	1.271	-	-	-0.04	0.505	0.642
	FR1 n7	40M	QPSK	1	1	DFT-SCS-15KHz	Back	10mm	Ant 5	Full	507000	2535	23.11	24.00	1.227	-	-	0.13	0.251	0.308
	FR1 n7	40M	QPSK	108	54	DFT-SCS-15KHz	Back	10mm	Ant 5	Full	507000	2535	22.96	24.00	1.271	-	-	0.15	0.255	0.324
	FR1 n7	40M	QPSK	1	1	DFT-SCS-15KHz	Left Side	10mm	Ant 5	Full	507000	2535	23.11	24.00	1.227	-	-	-0.17	0.066	0.081
	FR1 n7	40M	QPSK	108	54	DFT-SCS-15KHz	Left Side	10mm	Ant 5	Full	507000	2535	22.96	24.00	1.271	-	-	0.15	0.045	0.057
60	FR1 n7	40M	QPSK	1	1	DFT-SCS-15KHz	Right Side	10mm	Ant 5	Full	507000	2535	23.11	24.00	1.227	-	-	0.07	0.599	**0.735**
	FR1 n7	40M	QPSK	1	1	DFT-SCS-15KHz	Right Side	10mm	Ant 5	Full	505000	2525	23.02	24.00	1.253	-	-	0.03	0.578	0.724
	FR1 n7	40M	QPSK	1	1	DFT-SCS-15KHz	Right Side	10mm	Ant 5	Full	509000	2545	23.06	24.00	1.242	-	-	0.01	0.581	0.721
	FR1 n7	40M	QPSK	108	54	DFT-SCS-15KHz	Right Side	10mm	Ant 5	Full	507000	2535	22.96	24.00	1.271	-	-	0.01	0.566	0.719
	FR1 n7	40M	QPSK	1	1	DFT-SCS-15KHz	Top Side	10mm	Ant 5	Full	507000	2535	23.11	24.00	1.227	-	-	-0.09	0.057	0.070
	FR1 n7	40M	QPSK	108	54	DFT-SCS-15KHz	Top Side	10mm	Ant 5	Full	507000	2535	22.96	24.00	1.271	-	-	0.08	0.060	0.076
	FR1 n7	40M	QPSK	1	1	DFT-SCS-15KHz	Bottom Side	10mm	Ant 5	Full	507000	2535	23.11	24.00	1.227	-	-	0.02	0.116	0.142
	FR1 n7	40M	QPSK	108	54	DFT-SCS-15KHz	Bottom Side	10mm	Ant 5	Full	507000	2535	22.96	24.00	1.271	-	-	0.03	0.115	0.146
	FR1 n41(38)-HPUE	100M	QPSK	1	1	DFT-SCS-30KHz	Front	10mm	Ant 5	Full	518598	2592.99	25.38	27.00	1.452	-	-	0.07	0.690	1.002
	FR1 n41(38)-HPUE	100M	QPSK	135	69	DFT-SCS-30KHz	Front	10mm	Ant 5	Full	518598	2592.99	25.17	27.00	1.524	-	-	0.01	0.702	1.070
	FR1 n41(38)-HPUE	100M	QPSK	270	0	DFT-SCS-30KHz	Front	10mm	Ant 5	Full	518598	2592.99	24.95	26.00	1.274	-	-	0.04	0.597	0.760
	FR1 n41(38)-HPUE	100M	QPSK	1	1	DFT-SCS-30KHz	Back	10mm	Ant 5	Full	518598	2592.99	25.38	27.00	1.452	-	-	0.04	0.324	0.470
	FR1 n41(38)-HPUE	100M	QPSK	135	69	DFT-SCS-30KHz	Back	10mm	Ant 5	Full	518598	2592.99	25.17	27.00	1.524	-	-	0.15	0.324	0.494
	FR1 n41(38)-HPUE	100M	QPSK	1	1	DFT-SCS-30KHz	Left Side	10mm	Ant 5	Full	518598	2592.99	25.38	27.00	1.452	-	-	0.03	0.216	0.314
	FR1 n41(38)-HPUE	100M	QPSK	135	69	DFT-SCS-30KHz	Left Side	10mm	Ant 5	Full	518598	2592.99	25.17	27.00	1.524	-	-	0.07	0.155	0.236
	FR1 n41(38)-HPUE	100M	QPSK	1	1	DFT-SCS-30KHz	Right Side	10mm	Ant 5	Full	518598	2592.99	25.38	27.00	1.452	-	-	-0.05	0.655	0.951
61	FR1 n41(38)-HPUE	100M	QPSK	135	69	DFT-SCS-30KHz	Right Side	10mm	Ant 5	Full	518598	2592.99	25.17	27.00	1.524	-	-	0.01	0.708	**1.079**

	FR1 n41(38)-HPUE	100M	QPSK	135	69	DFT-SCS-30KHz	Right Side	10mm	Ant 5	Full	509202	2546.01	25.09	27.00	1.552	-	-	0.03	0.677	1.051
	FR1 n41(38)-HPUE	100M	QPSK	135	69	DFT-SCS-30KHz	Right Side	10mm	Ant 5	Full	528000	2640	25.03	27.00	1.574	-	-	0.07	0.681	1.072
	FR1 n41(38)-HPUE	100M	QPSK	135	69	DFT-SCS-30KHz	Right Side	10mm	Ant 5	Reduced	518598	2592.99	23.48	24.00	1.127	-	-	0.03	0.378	0.426
	FR1 n41(38)-HPUE	100M	QPSK	270	0	DFT-SCS-30KHz	Right Side	10mm	Ant 5	Full	518598	2592.99	24.95	26.00	1.274	-	-	0.01	0.697	0.888
	FR1 n41(38)-HPUE	100M	QPSK	1	1	DFT-SCS-30KHz	Top Side	10mm	Ant 5	Full	518598	2592.99	25.38	27.00	1.452	-	-	0.04	0.198	0.288
	FR1 n41(38)-HPUE	100M	QPSK	135	69	DFT-SCS-30KHz	Top Side	10mm	Ant 5	Full	518598	2592.99	25.17	27.00	1.524	-	-	0.02	0.036	0.055
	FR1 n41(38)-HPUE	100M	QPSK	1	1	DFT-SCS-30KHz	Bottom Side	10mm	Ant 5	Full	518598	2592.99	25.38	27.00	1.452	-	-	0.01	0.222	0.322
	FR1 n41(38)-HPUE	100M	QPSK	135	69	DFT-SCS-30KHz	Bottom Side	10mm	Ant 5	Full	518598	2592.99	25.17	27.00	1.524	-	-	0.15	0.228	0.347
	FR1 n41(38)	100M	QPSK	1	1	DFT-SCS-30KHz	Front	10mm	Ant 2	Full	518598	2592.99	24.46	25.00	1.132	-	-	0.08	0.053	0.060
	FR1 n41(38)	100M	QPSK	135	69	DFT-SCS-30KHz	Front	10mm	Ant 2	Full	518598	2592.99	24.31	25.00	1.172	-	-	-0.02	0.198	0.232
	FR1 n41(38)	100M	QPSK	1	1	DFT-SCS-30KHz	Back	10mm	Ant 2	Full	518598	2592.99	24.46	25.00	1.132	-	-	0.03	0.012	0.014
	FR1 n41(38)	100M	QPSK	135	69	DFT-SCS-30KHz	Back	10mm	Ant 2	Full	518598	2592.99	24.31	25.00	1.172	-	-	-0.11	0.012	0.014
	FR1 n41(38)	100M	QPSK	1	1	DFT-SCS-30KHz	Left Side	10mm	Ant 2	Full	518598	2592.99	24.46	25.00	1.132	-	-	-0.12	0.204	0.231
	FR1 n41(38)	100M	QPSK	135	69	DFT-SCS-30KHz	Left Side	10mm	Ant 2	Full	518598	2592.99	24.31	25.00	1.172	-	-	-0.02	0.070	0.082
	FR1 n41(38)	100M	QPSK	1	1	DFT-SCS-30KHz	Right Side	10mm	Ant 2	Full	518598	2592.99	24.46	25.00	1.132	-	-	-0.09	0.146	0.165
	FR1 n41(38)	100M	QPSK	135	69	DFT-SCS-30KHz	Right Side	10mm	Ant 2	Full	518598	2592.99	24.31	25.00	1.172	-	-	-0.18	0.251	0.294
	FR1 n41(38)	100M	QPSK	135	69	DFT-SCS-30KHz	Right Side	10mm	Ant 2	Full	509202	2546.01	24.17	25.00	1.211	-	-	0.06	0.226	0.274
	FR1 n41(38)	100M	QPSK	135	69	DFT-SCS-30KHz	Right Side	10mm	Ant 2	Full	528000	2640	24.24	25.00	1.191	-	-	-0.09	0.236	0.281
	FR1 n41(38)	100M	QPSK	1	1	DFT-SCS-30KHz	Top Side	10mm	Ant 2	Full	518598	2592.99	24.46	25.00	1.132	-	-	-0.09	0.012	0.014
	FR1 n41(38)	100M	QPSK	135	69	DFT-SCS-30KHz	Top Side	10mm	Ant 2	Full	518598	2592.99	24.31	25.00	1.172	-	-	-0.15	0.093	0.109
	FR1 n41(38)	100M	QPSK	1	1	DFT-SCS-30KHz	Bottom Side	10mm	Ant 2	Full	518598	2592.99	24.46	25.00	1.132	-	-	0.01	0.018	0.020
	FR1 n41(38)	100M	QPSK	135	69	DFT-SCS-30KHz	Bottom Side	10mm	Ant 2	Full	518598	2592.99	24.31	25.00	1.172	-	-	-0.14	0.029	0.034
	FR1 n41(38)-HPUE	100M	QPSK	1	1	DFT-SCS-30KHz	Front	10mm	Ant 6	Reduced	518598	2592.99	24.47	25.50	1.268	-	-	-0.02	0.826	1.047
	FR1 n41(38)-HPUE	100M	QPSK	1	1	DFT-SCS-30KHz	Front	10mm	Ant 6	Reduced	509202	2546.01	24.42	25.50	1.282	-	-	0.03	0.810	1.039
	FR1 n41(38)-HPUE	100M	QPSK	1	1	DFT-SCS-30KHz	Front	10mm	Ant 6	Reduced	528000	2640	24.35	25.50	1.303	-	-	0.07	0.796	1.037
	FR1 n41(38)-HPUE	100M	QPSK	135	69	DFT-SCS-30KHz	Front	10mm	Ant 6	Reduced	518598	2592.99	24.45	25.50	1.274	-	-	0.06	0.780	0.993
	FR1 n41(38)-HPUE_UL MIMO	100M	QPSK	135	69	DFT-SCS-30KHz	Front	10mm	Ant 6	Reduced	518598	2592.99	21.49	22.50	1.262	-	-	0.02	0.402	0.507
	FR1 n41(38)-HPUE	100M	QPSK	270	0	DFT-SCS-30KHz	Front	10mm	Ant 6	Reduced	518598	2592.99	24.32	25.50	1.312	-	-	0.06	0.685	0.899
	FR1 n41(38)-HPUE	100M	QPSK	1	1	DFT-SCS-30KHz	Back	10mm	Ant 6	Reduced	518598	2592.99	24.47	25.50	1.268	-	-	0.15	0.261	0.331
	FR1 n41(38)-HPUE	100M	QPSK	135	69	DFT-SCS-30KHz	Back	10mm	Ant 6	Reduced	518598	2592.99	24.45	25.50	1.274	-	-	0.14	0.185	0.236
	FR1 n41(38)-HPUE	100M	QPSK	1	1	DFT-SCS-30KHz	Left Side	10mm	Ant 6	Reduced	518598	2592.99	24.47	25.50	1.268	-	-	0.04	0.814	1.032
	FR1 n41(38)-HPUE	100M	QPSK	135	69	DFT-SCS-30KHz	Left Side	10mm	Ant 6	Reduced	518598	2592.99	24.45	25.50	1.274	-	-	-0.18	0.756	0.963
	FR1 n41(38)-HPUE	100M	QPSK	270	0	DFT-SCS-30KHz	Left Side	10mm	Ant 6	Reduced	518598	2592.99	24.32	25.50	1.312	-	-	-0.18	0.644	0.845
	FR1 n41(38)-HPUE	100M	QPSK	1	1	DFT-SCS-30KHz	Right Side	10mm	Ant 6	Reduced	518598	2592.99	24.47	25.50	1.268	-	-	0.17	0.036	0.046
	FR1 n41(38)-HPUE	100M	QPSK	135	69	DFT-SCS-30KHz	Right Side	10mm	Ant 6	Reduced	518598	2592.99	24.45	25.50	1.274	-	-	0.05	0.028	0.036
	FR1 n41(38)-HPUE	100M	QPSK	1	1	DFT-SCS-30KHz	Top Side	10mm	Ant 6	Reduced	518598	2592.99	24.47	25.50	1.268	-	-	0.07	0.023	0.029
	FR1 n41(38)-HPUE	100M	QPSK	135	69	DFT-SCS-30KHz	Top Side	10mm	Ant 6	Reduced	518598	2592.99	24.45	25.50	1.274	-	-	-0.05	0.025	0.032
	FR1 n41(38)-HPUE	100M	QPSK	1	1	DFT-SCS-30KHz	Bottom Side	10mm	Ant 6	Reduced	518598	2592.99	24.47	25.50	1.268	-	-	0.18	0.104	0.132
	FR1 n41(38)-HPUE	100M	QPSK	135	69	DFT-SCS-30KHz	Bottom Side	10mm	Ant 6	Reduced	518598	2592.99	24.45	25.50	1.274	-	-	0.05	0.084	0.107
	FR1 n41(38)-HPUE	100M	QPSK	1	1	DFT-SCS-30KHz	Front	10mm	Ant 8	Full	518598	2592.99	24.21	25	1.199	-	-	0.01	0.799	0.958
	FR1 n41(38)-HPUE	100M	QPSK	135	69	DFT-SCS-30KHz	Front	10mm	Ant 8	Full	518598	2592.99	23.92	25	1.282	-	-	0.08	0.572	0.733
	FR1 n41(38)-HPUE	100M	QPSK	270	0	DFT-SCS-30KHz	Front	10mm	Ant 8	Full	518598	2592.99	22.89	24	1.291	-	-	0.02	0.566	0.731
	FR1 n41(38)-HPUE	100M	QPSK	1	1	DFT-SCS-30KHz	Back	10mm	Ant 8	Full	518598	2592.99	24.21	25	1.199	-	-	0.04	0.673	0.807
	FR1 n41(38)-HPUE	100M	QPSK	135	69	DFT-SCS-30KHz	Back	10mm	Ant 8	Full	518598	2592.99	23.92	25	1.282	-	-	-0.03	0.444	0.569
	FR1 n41(38)-HPUE	100M	QPSK	270	0	DFT-SCS-30KHz	Back	10mm	Ant 8	Full	518598	2592.99	22.89	24	1.291	-	-	0.06	0.454	0.586
	FR1 n41(38)-HPUE	100M	QPSK	1	1	DFT-SCS-30KHz	Left Side	10mm	Ant 8	Full	518598	2592.99	24.21	25	1.199	-	-	0.03	0.853	1.023
	FR1 n41(38)-HPUE	100M	QPSK	1	1	DFT-SCS-30KHz	Left Side	10mm	Ant 8	Full	509202	2546.01	24.08	25	1.236	-	-	0.06	0.826	1.021
	FR1 n41(38)-HPUE	100M	QPSK	1	1	DFT-SCS-30KHz	Left Side	10mm	Ant 8	Full	528000	2640	24.15	25	1.216	-	-	0.07	0.834	1.014
	FR1 n41(38)-HPUE	100M	QPSK	135	69	DFT-SCS-30KHz	Left Side	10mm	Ant 8	Full	518598	2592.99	23.92	25	1.282	-	-	0.02	0.774	0.993
	FR1 n41(38)-HPUE	100M	QPSK	270	0	DFT-SCS-30KHz	Left Side	10mm	Ant 8	Full	518598	2592.99	22.89	24	1.291	-	-	-0.07	0.622	0.803
	FR1 n41(38)-HPUE	100M	QPSK	1	1	DFT-SCS-30KHz	Right Side	10mm	Ant 8	Full	518598	2592.99	24.21	25	1.199	-	-	0.01	0.054	0.065
	FR1 n41(38)-HPUE	100M	QPSK	135	69	DFT-SCS-30KHz	Right Side	10mm	Ant 8	Full	518598	2592.99	23.92	25	1.282	-	-	0.05	0.040	0.051
	FR1 n41(38)-HPUE	100M	QPSK	1	1	DFT-SCS-30KHz	Top Side	10mm	Ant 8	Full	518598	2592.99	24.21	25	1.199	-	-	0.07	0.082	0.098
	FR1 n41(38)-HPUE	100M	QPSK	135	69	DFT-SCS-30KHz	Top Side	10mm	Ant 8	Full	518598	2592.99	23.92	25	1.282	-	-	0.12	0.055	0.071
	FR1 n41(38)-HPUE	100M	QPSK	1	1	DFT-SCS-30KHz	Bottom Side	10mm	Ant 8	Full	518598	2592.99	24.21	25	1.199	-	-	0.05	0.572	0.686
	FR1 n41(38)-HPUE	100M	QPSK	135	69	DFT-SCS-30KHz	Bottom Side	10mm	Ant 8	Full	518598	2592.99	23.92	25	1.282	-	-	-0.18	0.550	0.705

	3500MHZ																			
	LTE Band 42 Part 27Q	20M	QPSK	1	0	-	Front	10mm	Ant 8	Full	42590	3500	23.73	24.50	1.194	62.9	1.006	-0.08	0.412	0.495
	LTE Band 42 Part 27Q	20M	QPSK	50	0	-	Front	10mm	Ant 8	Full	42590	3500	22.70	23.50	1.202	62.9	1.006	-0.01	0.368	0.445
	LTE Band 42 Part 27Q	20M	QPSK	1	0	-	Back	10mm	Ant 8	Full	42590	3500	23.73	24.50	1.194	62.9	1.006	0.09	0.245	0.294
	LTE Band 42 Part 27Q	20M	QPSK	50	0	-	Back	10mm	Ant 8	Full	42590	3500	22.70	23.50	1.202	62.9	1.006	-0.17	0.203	0.246
	LTE Band 42 Part 27Q	20M	QPSK	1	0	-	Left Side	10mm	Ant 8	Full	42590	3500	23.73	24.50	1.194	62.9	1.006	0.18	0.423	0.508
	CA_42C	20M	QPSK	1	0	-	Left Side	10mm	Ant 8	Full	42590+ 42788	3500+ 3519.8	23.68	24.50	1.208	62.9	1.006	-0.04	0.376	0.457
62	LTE Band 42 Part 27Q-HPUE	20M	QPSK	1	0	-	Left Side	10mm	Ant 8	Full	42590	3500	26.59	27.50	1.233	42.9	1.009	-0.11	0.554	**0.689**
	CA_42C-HPUE	20M	QPSK	1	0	-	Left Side	10mm	Ant 8	Full	42590+ 42788	3500+ 3519.8	23.93	24.50	1.140	42.9	1.009	0.13	0.288	0.331
	LTE Band 42 Part 27Q	20M	QPSK	1	0	-	Left Side	10mm	Ant 8	Full	42190	3460	23.59	24.50	1.233	62.9	1.006	0.09	0.396	0.491
	LTE Band 42 Part 27Q	20M	QPSK	1	0	-	Left Side	10mm	Ant 8	Full	42990	3540	23.56	24.50	1.242	62.9	1.006	0.04	0.401	0.501
	LTE Band 42 Part 27Q	20M	QPSK	50	0	-	Left Side	10mm	Ant 8	Full	42590	3500	22.70	23.50	1.202	62.9	1.006	0.12	0.358	0.433
	LTE Band 42 Part 27Q	20M	QPSK	1	0	-	Right Side	10mm	Ant 8	Full	42590	3500	23.73	24.50	1.194	62.9	1.006	0.03	0.035	0.042
	LTE Band 42 Part 27Q	20M	QPSK	50	0	-	Right Side	10mm	Ant 8	Full	42590	3500	22.70	23.50	1.202	62.9	1.006	-0.11	0.041	0.050
	LTE Band 42 Part 27Q	20M	QPSK	1	0	-	Bottom Side	10mm	Ant 8	Full	42590	3500	23.73	24.50	1.194	62.9	1.006	-0.16	0.299	0.359
	LTE Band 42 Part 27Q	20M	QPSK	50	0	-	Bottom Side	10mm	Ant 8	Full	42590	3500	22.70	23.50	1.202	62.9	1.006	0.13	0.250	0.302
	LTE Band 42 Part 96-HPUE	20M	QPSK	1	0	-	Front	10mm	Ant 8	Full	43340	3575	25.20	26.00	1.202	42.9	1.009	0.07	0.378	0.459
	LTE Band 42 Part 96-HPUE	20M	QPSK	50	0	-	Front	10mm	Ant 8	Full	43340	3575	24.22	25.00	1.197	42.9	1.009	0.05	0.303	0.366
	LTE Band 42 Part 96-HPUE	20M	QPSK	1	0	-	Back	10mm	Ant 8	Full	43340	3575	25.20	26.00	1.202	42.9	1.009	0.16	0.302	0.366
	LTE Band 42 Part 96-HPUE	20M	QPSK	50	0	-	Back	10mm	Ant 8	Full	43340	3575	24.22	25.00	1.197	42.9	1.009	0.05	0.247	0.298
	LTE Band 42 Part 96-HPUE	20M	QPSK	1	0	-	Left Side	10mm	Ant 8	Full	43340	3575	25.20	26.00	1.202	42.9	1.009	0.08	0.514	0.624
	LTE Band 42 Part 96-HPUE	20M	QPSK	1	0	-	Left Side	10mm	Ant 8	Full	43190	3560	24.95	26.00	1.274	42.9	1.009	0.06	0.526	0.676
	CA_42C-HPUE	20M	QPSK	1	0	-	Left Side	10mm	Ant 8	Full	43190+ 43388	3560+ 3579.8	23.67	24.50	1.211	42.9	1.009	-0.01	0.404	0.493
	LTE Band 42 Part 96-HPUE	20M	QPSK	1	0	-	Left Side	10mm	Ant 8	Full	43490	3590	25.17	26.00	1.211	42.9	1.009	0.02	0.519	0.634
	LTE Band 42 Part 96-HPUE	20M	QPSK	50	0	-	Left Side	10mm	Ant 8	Full	43340	3575	24.22	25.00	1.197	42.9	1.009	0.01	0.461	0.557
	LTE Band 42 Part 96-HPUE	20M	QPSK	1	0	-	Right Side	10mm	Ant 8	Full	43340	3575	25.20	26.00	1.202	42.9	1.009	0.15	0.099	0.120
	LTE Band 42 Part 96-HPUE	20M	QPSK	50	0	-	Right Side	10mm	Ant 8	Full	43340	3575	24.22	25.00	1.197	42.9	1.009	0.01	0.071	0.086
	LTE Band 42 Part 96-HPUE	20M	QPSK	1	0	-	Bottom Side	10mm	Ant 8	Full	43340	3575	25.20	26.00	1.202	42.9	1.009	0.03	0.361	0.438
	LTE Band 42 Part 96-HPUE	20M	QPSK	50	0	-	Bottom Side	10mm	Ant 8	Full	43340	3575	24.22	25.00	1.197	42.9	1.009	0.02	0.290	0.350
	LTE Band 48(43)	20M	QPSK	1	0	-	Front	10mm	Ant 8	Full	55830	3609	23.80	24.50	1.175	62.9	1.006	-0.15	0.686	0.811
	LTE Band 48(43)	20M	QPSK	50	0	-	Front	10mm	Ant 8	Full	55830	3609	22.79	23.50	1.178	62.9	1.006	0.03	0.591	0.700
	LTE Band 48(43)	20M	QPSK	100	0	-	Front	10mm	Ant 8	Full	55830	3609	22.75	23.50	1.189	62.9	1.006	0.06	0.581	0.695
	LTE Band 48(43)	20M	QPSK	1	0	-	Back	10mm	Ant 8	Full	55830	3609	23.80	24.50	1.175	62.9	1.006	0.03	0.465	0.550
	LTE Band 48(43)	20M	QPSK	50	0	-	Back	10mm	Ant 8	Full	55830	3609	22.79	23.50	1.178	62.9	1.006	0.17	0.430	0.509
63	LTE Band 48(43)	20M	QPSK	1	0	-	Left Side	10mm	Ant 8	Full	55830	3609	23.80	24.50	1.175	62.9	1.006	0.1	0.735	**0.869**
	CA_48C	20M	QPSK	1	0	-	Left Side	10mm	Ant 8	Full	55830+ 56028	3609+ 3628.8	23.72	24.50	1.197	62.9	1.006	-0.04	0.708	0.852
	LTE Band 48(43)	20M	QPSK	1	0	-	Left Side	10mm	Ant 8	Full	55340	3560	23.62	24.50	1.225	62.9	1.006	0.02	0.702	0.865
	LTE Band 48(43)	20M	QPSK	1	0	-	Left Side	10mm	Ant 8	Full	56150	3641	23.69	24.50	1.205	62.9	1.006	0.04	0.709	0.859
	LTE Band 48(43)	20M	QPSK	1	0	-	Left Side	10mm	Ant 8	Full	56640	3690	23.68	24.50	1.208	62.9	1.006	0.06	0.710	0.863
	LTE Band 48(43)	20M	QPSK	50	0	-	Left Side	10mm	Ant 8	Full	55830	3609	22.79	23.50	1.178	62.9	1.006	0.05	0.664	0.787
	LTE Band 48(43)	20M	QPSK	100	0	-	Left Side	10mm	Ant 8	Full	55830	3609	22.75	23.50	1.189	62.9	1.006	0.03	0.643	0.769
	LTE Band 48(43)	20M	QPSK	1	0	-	Right Side	10mm	Ant 8	Full	55830	3609	23.80	24.50	1.175	62.9	1.006	0.03	0.043	0.051
	LTE Band 48(43)	20M	QPSK	50	0	-	Right Side	10mm	Ant 8	Full	55830	3609	22.79	23.50	1.178	62.9	1.006	0.09	0.070	0.083
	LTE Band 48(43)	20M	QPSK	1	0	-	Bottom Side	10mm	Ant 8	Full	55830	3609	23.80	24.50	1.175	62.9	1.006	0.08	0.421	0.498
	LTE Band 48(43)	20M	QPSK	50	0	-	Bottom Side	10mm	Ant 8	Full	55830	3609	22.79	23.50	1.178	62.9	1.006	0.04	0.341	0.404
	FR1 n48 Part 96	40M	QPSK	1	1	DFT-SCS-30KHz	Front	10mm	Ant 8	Full	641666	3624.99	20.09	21.00	1.233	-	-	0.03	0.319	0.393
	FR1 n48 Part 96	40M	QPSK	50	28	DFT-SCS-30KHz	Front	10mm	Ant 8	Full	641666	3624.99	20.07	21.00	1.239	-	-	-0.15	0.314	0.389
	FR1 n48 Part 96	40M	QPSK	1	1	DFT-SCS-30KHz	Back	10mm	Ant 8	Full	641666	3624.99	20.09	21.00	1.233	-	-	-0.12	0.282	0.348
	FR1 n48 Part 96	40M	QPSK	50	28	DFT-SCS-30KHz	Back	10mm	Ant 8	Full	641666	3624.99	20.07	21.00	1.239	-	-	0.06	0.312	0.387
	FR1 n48 Part 96	40M	QPSK	1	1	DFT-SCS-30KHz	Left Side	10mm	Ant 8	Full	641666	3624.99	20.09	21.00	1.233	-	-	0.08	0.399	0.492
64	FR1 n48 Part 96	40M	QPSK	50	28	DFT-SCS-30KHz	Left Side	10mm	Ant 8	Full	641666	3624.99	20.07	21.00	1.239	-	-	-0.09	0.454	**0.562**
	FR1 n48 Part 96	40M	QPSK	50	28	DFT-SCS-30KHz	Left Side	10mm	Ant 8	Full	638000	3570	19.91	21.00	1.285	-	-	0.03	0.432	0.555
	FR1 n48 Part 96	40M	QPSK	50	28	DFT-SCS-30KHz	Left Side	10mm	Ant 8	Full	645332	3679.98	19.97	21.00	1.268	-	-	0.05	0.426	0.540
	FR1 n48 Part 96	40M	QPSK	1	1	DFT-SCS-30KHz	Right Side	10mm	Ant 8	Full	641666	3624.99	20.09	21.00	1.233	-	-	-0.05	0.029	0.036
	FR1 n48 Part 96	40M	QPSK	50	28	DFT-SCS-30KHz	Right Side	10mm	Ant 8	Full	641666	3624.99	20.07	21.00	1.239	-	-	-0.03	0.028	0.035

	FR1 n48 Part 96	40M	QPSK	1	1	DFT-SCS-30KHz	Top Side	10mm	Ant 8	Full	641666	3624.99	20.09	21.00	1.233	-	-	0.15	0.018	0.022
	FR1 n48 Part 96	40M	QPSK	50	28	DFT-SCS-30KHz	Top Side	10mm	Ant 8	Full	641666	3624.99	20.07	21.00	1.239	-	-	0.1	0.017	0.021
	FR1 n48 Part 96	40M	QPSK	1	1	DFT-SCS-30KHz	Bottom Side	10mm	Ant 8	Full	641666	3624.99	20.09	21.00	1.233	-	-	-0.19	0.242	0.298
	FR1 n48 Part 96	40M	QPSK	50	28	DFT-SCS-30KHz	Bottom Side	10mm	Ant 8	Full	641666	3624.99	20.07	21.00	1.239	-	-	0.05	0.218	0.270
	FR1 n48 Part 96	40M	QPSK	1	1	DFT-SCS-30KHz	Front	10mm	Ant 7	Full	641666	3624.99	20.46	21.00	1.132	-	-	-0.13	0.242	0.274
	FR1 n48 Part 96	40M	QPSK	50	28	DFT-SCS-30KHz	Front	10mm	Ant 7	Full	641666	3624.99	20.41	21.00	1.146	-	-	0.05	0.248	0.284
	FR1 n48 Part 96	40M	QPSK	1	1	DFT-SCS-30KHz	Back	10mm	Ant 7	Full	641666	3624.99	20.46	21.00	1.132	-	-	-0.05	0.344	0.390
	FR1 n48 Part 96	40M	QPSK	50	28	DFT-SCS-30KHz	Back	10mm	Ant 7	Full	641666	3624.99	20.41	21.00	1.146	-	-	0.02	0.353	0.404
	FR1 n48 Part 96	40M	QPSK	1	1	DFT-SCS-30KHz	Left Side	10mm	Ant 7	Full	641666	3624.99	20.46	21.00	1.132	-	-	0.06	0.042	0.048
	FR1 n48 Part 96	40M	QPSK	50	28	DFT-SCS-30KHz	Left Side	10mm	Ant 7	Full	641666	3624.99	20.41	21.00	1.146	-	-	-0.14	0.041	0.047
	FR1 n48 Part 96	40M	QPSK	1	1	DFT-SCS-30KHz	Right Side	10mm	Ant 7	Full	641666	3624.99	20.46	21.00	1.132	-	-	-0.12	0.375	0.425
	FR1 n48 Part 96	40M	QPSK	50	28	DFT-SCS-30KHz	Right Side	10mm	Ant 7	Full	641666	3624.99	20.41	21.00	1.146	-	-	-0.03	0.408	0.467
	FR1 n48 Part 96	40M	QPSK	50	28	DFT-SCS-30KHz	Right Side	10mm	Ant 7	Full	638000	3570	20.32	21.00	1.169	-	-	0.09	0.388	0.454
	FR1 n48 Part 96	40M	QPSK	50	28	DFT-SCS-30KHz	Right Side	10mm	Ant 7	Full	645332	3679.98	20.37	21.00	1.156	-	-	-0.04	0.396	0.458
	FR1 n48 Part 96	40M	QPSK	1	1	DFT-SCS-30KHz	Top Side	10mm	Ant 7	Full	641666	3624.99	20.46	21.00	1.132	-	-	0.13	0.048	0.054
	FR1 n48 Part 96	40M	QPSK	50	28	DFT-SCS-30KHz	Top Side	10mm	Ant 7	Full	641666	3624.99	20.41	21.00	1.146	-	-	0.07	0.054	0.062
	FR1 n48 Part 96	40M	QPSK	1	1	DFT-SCS-30KHz	Bottom Side	10mm	Ant 7	Full	641666	3624.99	20.46	21.00	1.132	-	-	0.16	0.108	0.122
	FR1 n48 Part 96	40M	QPSK	50	28	DFT-SCS-30KHz	Bottom Side	10mm	Ant 7	Full	641666	3624.99	20.41	21.00	1.146	-	-	0.17	0.110	0.126
	FR1 n48 Part 96	40M	QPSK	1	1	DFT-SCS-30KHz	Front	10mm	Ant 2	Full	641666	3624.99	20.30	21.00	1.175	-	-	0.02	0.084	0.099
	FR1 n48 Part 96	40M	QPSK	50	28	DFT-SCS-30KHz	Front	10mm	Ant 2	Full	641666	3624.99	20.27	21.00	1.183	-	-	0.06	0.081	0.096
	FR1 n48 Part 96	40M	QPSK	1	1	DFT-SCS-30KHz	Back	10mm	Ant 2	Full	641666	3624.99	20.30	21.00	1.175	-	-	0.04	0.306	0.360
	FR1 n48 Part 96	40M	QPSK	1	1	DFT-SCS-30KHz	Back	10mm	Ant 2	Full	638000	3570	20.15	21.00	1.216	-	-	0.09	0.286	0.348
	FR1 n48 Part 96	40M	QPSK	1	1	DFT-SCS-30KHz	Back	10mm	Ant 2	Full	645332	3679.98	20.23	21.00	1.194	-	-	0.05	0.291	0.347
	FR1 n48 Part 96	40M	QPSK	50	28	DFT-SCS-30KHz	Back	10mm	Ant 2	Full	641666	3624.99	20.27	21.00	1.183	-	-	0.1	0.282	0.334
	FR1 n48 Part 96	40M	QPSK	1	1	DFT-SCS-30KHz	Left Side	10mm	Ant 2	Full	641666	3624.99	20.30	21.00	1.175	-	-	0.06	0.016	0.019
	FR1 n48 Part 96	40M	QPSK	50	28	DFT-SCS-30KHz	Left Side	10mm	Ant 2	Full	641666	3624.99	20.27	21.00	1.183	-	-	0.02	0.015	0.018
	FR1 n48 Part 96	40M	QPSK	1	1	DFT-SCS-30KHz	Right Side	10mm	Ant 2	Full	641666	3624.99	20.30	21.00	1.175	-	-	0.08	0.208	0.244
	FR1 n48 Part 96	40M	QPSK	50	28	DFT-SCS-30KHz	Right Side	10mm	Ant 2	Full	641666	3624.99	20.27	21.00	1.183	-	-	-0.06	0.166	0.196
	FR1 n48 Part 96	40M	QPSK	1	1	DFT-SCS-30KHz	Top Side	10mm	Ant 2	Full	641666	3624.99	20.30	21.00	1.175	-	-	0.03	0.155	0.182
	FR1 n48 Part 96	40M	QPSK	50	28	DFT-SCS-30KHz	Top Side	10mm	Ant 2	Full	641666	3624.99	20.27	21.00	1.183	-	-	0.04	0.142	0.168
	FR1 n48 Part 96	40M	QPSK	1	1	DFT-SCS-30KHz	Bottom Side	10mm	Ant 2	Full	641666	3624.99	20.30	21.00	1.175	-	-	0.09	0.010	0.012
	FR1 n48 Part 96	40M	QPSK	50	28	DFT-SCS-30KHz	Bottom Side	10mm	Ant 2	Full	641666	3624.99	20.27	21.00	1.183	-	-	0.01	0.014	0.017
	FR1 n48 Part 96	40M	QPSK	1	1	DFT-SCS-30KHz	Front	10mm	Ant 3	Full	641666	3624.99	20.18	21.00	1.208	-	-	0.06	0.120	0.145
	FR1 n48 Part 96	40M	QPSK	50	28	DFT-SCS-30KHz	Front	10mm	Ant 3	Full	641666	3624.99	20.08	21.00	1.236	-	-	0.04	0.113	0.140
	FR1 n48 Part 96	40M	QPSK	1	1	DFT-SCS-30KHz	Back	10mm	Ant 3	Full	641666	3624.99	20.18	21.00	1.208	-	-	0.05	0.044	0.053
	FR1 n48 Part 96	40M	QPSK	50	28	DFT-SCS-30KHz	Back	10mm	Ant 3	Full	641666	3624.99	20.08	21.00	1.236	-	-	0.06	0.046	0.057
	FR1 n48 Part 96	40M	QPSK	1	1	DFT-SCS-30KHz	Left Side	10mm	Ant 3	Full	641666	3624.99	20.18	21.00	1.208	-	-	-0.06	0.018	0.022
	FR1 n48 Part 96	40M	QPSK	50	28	DFT-SCS-30KHz	Left Side	10mm	Ant 3	Full	641666	3624.99	20.08	21.00	1.236	-	-	-0.04	0.016	0.020
	FR1 n48 Part 96	40M	QPSK	1	1	DFT-SCS-30KHz	Right Side	10mm	Ant 3	Full	641666	3624.99	20.18	21.00	1.208	-	-	0.06	0.172	0.208
	FR1 n48 Part 96	40M	QPSK	1	1	DFT-SCS-30KHz	Right Side	10mm	Ant 3	Full	638000	3570	20.01	21.00	1.256	-	-	0.05	0.158	0.198
	FR1 n48 Part 96	40M	QPSK	1	1	DFT-SCS-30KHz	Right Side	10mm	Ant 3	Full	645332	3679.98	20.14	21.00	1.219	-	-	0.05	0.160	0.195
	FR1 n48 Part 96	40M	QPSK	50	28	DFT-SCS-30KHz	Right Side	10mm	Ant 3	Full	641666	3624.99	20.08	21.00	1.236	-	-	0.09	0.157	0.194
	FR1 n48 Part 96	40M	QPSK	1	1	DFT-SCS-30KHz	Top Side	10mm	Ant 3	Full	641666	3624.99	20.18	21.00	1.208	-	-	0.05	0.002	0.002
	FR1 n48 Part 96	40M	QPSK	50	28	DFT-SCS-30KHz	Top Side	10mm	Ant 3	Full	641666	3624.99	20.08	21.00	1.236	-	-	0.04	0.003	0.004
	FR1 n48 Part 96	40M	QPSK	1	1	DFT-SCS-30KHz	Bottom Side	10mm	Ant 3	Full	641666	3624.99	20.18	21.00	1.208	-	-	0.09	0.033	0.040
	FR1 n48 Part 96	40M	QPSK	50	28	DFT-SCS-30KHz	Bottom Side	10mm	Ant 3	Full	641666	3624.99	20.08	21.00	1.236	-	-	0.08	0.026	0.032
	FR1 n77(78) HPUE_Par27O	100M	QPSK	1	1	DFT-SCS-30KHz	Front	10mm	Ant 2	Reduced	656000	3840	22.61	24.00	1.377	-	-	0.15	0.204	0.281
	FR1 n77(78) HPUE_Par27O	100M	QPSK	135	69	DFT-SCS-30KHz	Front	10mm	Ant 2	Reduced	656000	3840	22.57	24.00	1.390	-	-	0.01	0.189	0.263
	FR1 n77(78) HPUE_Par27O	100M	QPSK	1	1	DFT-SCS-30KHz	Back	10mm	Ant 2	Reduced	656000	3840	22.61	24.00	1.377	-	-	-0.09	0.774	1.066
	FR1 n77(78) HPUE_Par27O	100M	QPSK	1	1	DFT-SCS-30KHz	Back	10mm	Ant 2	Reduced	650000	3750	22.53	24.00	1.403	-	-	0.03	0.756	1.061
	FR1 n77(78) HPUE_Par27O	100M	QPSK	1	1	DFT-SCS-30KHz	Back	10mm	Ant 2	Reduced	662000	3930	22.54	24.00	1.400	-	-	0.03	0.750	1.050
	FR1 n77(78) HPUE_Par27O	100M	QPSK	135	69	DFT-SCS-30KHz	Back	10mm	Ant 2	Reduced	656000	3840	22.57	24.00	1.390	-	-	0.08	0.663	0.922
	FR1 n77(78) HPUE_Par27O	100M	QPSK	270	0	DFT-SCS-30KHz	Back	10mm	Ant 2	Reduced	656000	3840	22.50	24.00	1.413	-	-	0.01	0.710	1.003
	FR1 n77(78) HPUE_Par27O	100M	QPSK	1	1	DFT-SCS-30KHz	Left Side	10mm	Ant 2	Reduced	656000	3840	22.61	24.00	1.377	-	-	0.06	0.030	0.041
	FR1 n77(78) HPUE_Par27O	100M	QPSK	135	69	DFT-SCS-30KHz	Left Side	10mm	Ant 2	Reduced	656000	3840	22.57	24.00	1.390	-	-	-0.09	0.029	0.040
	FR1 n77(78) HPUE_Par27O	100M	QPSK	1	1	DFT-SCS-30KHz	Right Side	10mm	Ant 2	Reduced	656000	3840	22.61	24.00	1.377	-	-	0.06	0.572	0.788

	FR1 n77(78) HPUE_Par27O	100M	QPSK	135	69	DFT-SCS-30KHz	Right Side	10mm	Ant 2	Reduced	656000	3840	22.57	24.00	1.390	-	-	0.17	0.540	0.751
	FR1 n77(78) HPUE_Par27O	100M	QPSK	1	1	DFT-SCS-30KHz	Top Side	10mm	Ant 2	Reduced	656000	3840	22.61	24.00	1.377	-	-	-0.1	0.405	0.558
	FR1 n77(78) HPUE_Par27O	100M	QPSK	135	69	DFT-SCS-30KHz	Top Side	10mm	Ant 2	Reduced	656000	3840	22.57	24.00	1.390	-	-	0.14	0.380	0.528
	FR1 n77(78) HPUE_Par27O	100M	QPSK	1	1	DFT-SCS-30KHz	Bottom Side	10mm	Ant 2	Reduced	656000	3840	22.61	24.00	1.377	-	-	-0.08	0.023	0.032
	FR1 n77(78) HPUE_Par27O	100M	QPSK	135	69	DFT-SCS-30KHz	Bottom Side	10mm	Ant 2	Reduced	656000	3840	22.57	24.00	1.390	-	-	0.19	0.024	0.033
	FR1 n77(78) HPUE_Par27Q	100M	QPSK	1	1	DFT-SCS-30KHz	Front	10mm	Ant 2	Reduced	633334	3500.01	23.29	24.00	1.178	-	-	0.1	0.239	0.281
	FR1 n77(78) HPUE_Par27Q	100M	QPSK	135	69	DFT-SCS-30KHz	Front	10mm	Ant 2	Reduced	633334	3500.01	23.17	24.00	1.211	-	-	-0.07	0.290	0.351
	FR1 n77(78) HPUE_Par27Q	100M	QPSK	1	1	DFT-SCS-30KHz	Back	10mm	Ant 2	Reduced	633334	3500.01	23.29	24.00	1.178	-	-	0.14	0.578	0.681
	FR1 n77(78) HPUE_Par27Q	100M	QPSK	135	69	DFT-SCS-30KHz	Back	10mm	Ant 2	Reduced	633334	3500.01	23.17	24.00	1.211	-	-	-0.14	0.627	0.759
	FR1 n77(78) HPUE_Par27Q	100M	QPSK	1	1	DFT-SCS-30KHz	Left Side	10mm	Ant 2	Reduced	633334	3500.01	23.29	24.00	1.178	-	-	-0.18	0.046	0.054
	FR1 n77(78) HPUE_Par27Q	100M	QPSK	135	69	DFT-SCS-30KHz	Left Side	10mm	Ant 2	Reduced	633334	3500.01	23.17	24.00	1.211	-	-	0.04	0.041	0.050
	FR1 n77(78) HPUE_Par27Q	100M	QPSK	1	1	DFT-SCS-30KHz	Right Side	10mm	Ant 2	Reduced	633334	3500.01	23.29	24.00	1.178	-	-	0.03	0.546	0.643
	FR1 n77(78) HPUE_Par27Q	100M	QPSK	135	69	DFT-SCS-30KHz	Right Side	10mm	Ant 2	Reduced	633334	3500.01	23.17	24.00	1.211	-	-	0.04	0.517	0.626
	FR1 n77(78) HPUE_Par27Q	100M	QPSK	1	1	DFT-SCS-30KHz	Top Side	10mm	Ant 2	Reduced	633334	3500.01	23.29	24.00	1.178	-	-	0.04	0.340	0.400
	FR1 n77(78) HPUE_Par27Q	100M	QPSK	135	69	DFT-SCS-30KHz	Top Side	10mm	Ant 2	Reduced	633334	3500.01	23.17	24.00	1.211	-	-	0.08	0.356	0.431
	FR1 n77(78) HPUE_Par27Q	100M	QPSK	1	1	DFT-SCS-30KHz	Bottom Side	10mm	Ant 2	Reduced	633334	3500.01	23.29	24.00	1.178	-	-	-0.09	0.047	0.055
	FR1 n77(78) HPUE_Par27Q	100M	QPSK	135	69	DFT-SCS-30KHz	Bottom Side	10mm	Ant 2	Reduced	633334	3500.01	23.17	24.00	1.211	-	-	-0.06	0.036	0.044
	FR1 n77(78) HPUE_Par27O	100M	QPSK	1	1	DFT-SCS-30KHz	Front	10mm	Ant 3	Reduced	656000	3840	21.01	22.00	1.256	-	-	0.15	0.400	0.502
	FR1 n77(78) HPUE_Par27O	100M	QPSK	135	69	DFT-SCS-30KHz	Front	10mm	Ant 3	Reduced	656000	3840	20.92	22.00	1.282	-	-	0.18	0.441	0.566
	FR1 n77(78) HPUE_Par27O	100M	QPSK	1	1	DFT-SCS-30KHz	Back	10mm	Ant 3	Reduced	656000	3840	21.01	22.00	1.256	-	-	0.06	0.134	0.168
	FR1 n77(78) HPUE_Par27O	100M	QPSK	135	69	DFT-SCS-30KHz	Back	10mm	Ant 3	Reduced	656000	3840	20.92	22.00	1.282	-	-	0.05	0.156	0.200
	FR1 n77(78) HPUE_Par27O	100M	QPSK	1	1	DFT-SCS-30KHz	Left Side	10mm	Ant 3	Reduced	656000	3840	21.01	22.00	1.256	-	-	-0.16	0.052	0.065
	FR1 n77(78) HPUE_Par27O	100M	QPSK	135	69	DFT-SCS-30KHz	Left Side	10mm	Ant 3	Reduced	656000	3840	20.92	22.00	1.282	-	-	0.11	0.049	0.063
	FR1 n77(78) HPUE_Par27O	100M	QPSK	1	1	DFT-SCS-30KHz	Right Side	10mm	Ant 3	Reduced	656000	3840	21.01	22.00	1.256	-	-	0.04	0.612	0.769
	FR1 n77(78) HPUE_Par27O	100M	QPSK	135	69	DFT-SCS-30KHz	Right Side	10mm	Ant 3	Reduced	656000	3840	20.92	22.00	1.282	-	-	0.06	0.636	0.816
	FR1 n77(78) HPUE_Par27O	100M	QPSK	135	69	DFT-SCS-30KHz	Right Side	10mm	Ant 3	Reduced	650000	3750	20.85	22.00	1.303	-	-	0.03	0.610	0.795
	FR1 n77(78) HPUE_Par27O	100M	QPSK	135	69	DFT-SCS-30KHz	Right Side	10mm	Ant 3	Reduced	662000	3930	20.77	22.00	1.327	-	-	0.05	0.601	0.798
	FR1 n77(78) HPUE_Par27O	100M	QPSK	270	0	DFT-SCS-30KHz	Right Side	10mm	Ant 3	Reduced	656000	3840	20.90	22.00	1.288	-	-	0.17	0.630	0.812
	FR1 n77(78) HPUE_Par27O	100M	QPSK	1	1	DFT-SCS-30KHz	Top Side	10mm	Ant 3	Reduced	656000	3840	21.01	22.00	1.256	-	-	0.06	0.065	0.082
	FR1 n77(78) HPUE_Par27O	100M	QPSK	135	69	DFT-SCS-30KHz	Top Side	10mm	Ant 3	Reduced	656000	3840	20.92	22.00	1.282	-	-	0.13	0.068	0.087
	FR1 n77(78) HPUE_Par27O	100M	QPSK	1	1	DFT-SCS-30KHz	Bottom Side	10mm	Ant 3	Reduced	656000	3840	21.01	22.00	1.256	-	-	-0.07	0.065	0.082
	FR1 n77(78) HPUE_Par27O	100M	QPSK	135	69	DFT-SCS-30KHz	Bottom Side	10mm	Ant 3	Reduced	656000	3840	20.92	22.00	1.282	-	-	0.12	0.049	0.063
	FR1 n77(78) HPUE_Par27Q	100M	QPSK	1	1	DFT-SCS-30KHz	Front	10mm	Ant 3	Reduced	633334	3500.01	21.49	22.00	1.125	-	-	-0.18	0.457	0.514
	FR1 n77(78) HPUE_Par27Q	100M	QPSK	135	69	DFT-SCS-30KHz	Front	10mm	Ant 3	Reduced	633334	3500.01	21.40	22.00	1.148	-	-	-0.07	0.481	0.552
	FR1 n77(78) HPUE_Par27Q	100M	QPSK	1	1	DFT-SCS-30KHz	Back	10mm	Ant 3	Reduced	633334	3500.01	21.49	22.00	1.125	-	-	0.05	0.165	0.186
	FR1 n77(78) HPUE_Par27Q	100M	QPSK	135	69	DFT-SCS-30KHz	Back	10mm	Ant 3	Reduced	633334	3500.01	21.40	22.00	1.148	-	-	0.05	0.127	0.146
	FR1 n77(78) HPUE_Par27Q	100M	QPSK	1	1	DFT-SCS-30KHz	Left Side	10mm	Ant 3	Reduced	633334	3500.01	21.49	22.00	1.125	-	-	0.08	0.029	0.033
	FR1 n77(78) HPUE_Par27Q	100M	QPSK	135	69	DFT-SCS-30KHz	Left Side	10mm	Ant 3	Reduced	633334	3500.01	21.40	22.00	1.148	-	-	0.09	0.033	0.038
	FR1 n77(78) HPUE_Par27Q	100M	QPSK	1	1	DFT-SCS-30KHz	Right Side	10mm	Ant 3	Reduced	633334	3500.01	21.49	22.00	1.125	-	-	-0.14	0.895	1.007
	FR1 n77(78) HPUE_Par27Q	100M	QPSK	135	69	DFT-SCS-30KHz	Right Side	10mm	Ant 3	Reduced	633334	3500.01	21.40	22.00	1.148	-	-	0.06	0.947	1.087
	FR1 n77(78) HPUE_Par27Q	100M	QPSK	270	0	DFT-SCS-30KHz	Right Side	10mm	Ant 3	Reduced	633334	3500.01	21.37	22.00	1.156	-	-	0.04	0.873	1.009
	FR1 n77(78) HPUE_Par27Q	100M	QPSK	1	1	DFT-SCS-30KHz	Top Side	10mm	Ant 3	Reduced	633334	3500.01	21.49	22.00	1.125	-	-	0.03	0.024	0.027
	FR1 n77(78) HPUE_Par27Q	100M	QPSK	135	69	DFT-SCS-30KHz	Top Side	10mm	Ant 3	Reduced	633334	3500.01	21.40	22.00	1.148	-	-	0.03	0.022	0.025
	FR1 n77(78) HPUE_Par27Q	100M	QPSK	1	1	DFT-SCS-30KHz	Bottom Side	10mm	Ant 3	Reduced	633334	3500.01	21.49	22.00	1.125	-	-	0.16	0.053	0.060
	FR1 n77(78) HPUE_Par27Q	100M	QPSK	135	69	DFT-SCS-30KHz	Bottom Side	10mm	Ant 3	Reduced	633334	3500.01	21.40	22.00	1.148	-	-	0.02	0.056	0.064
	FR1 n77(78) HPUE_Par27O	100M	QPSK	1	1	DFT-SCS-30KHz	Front	10mm	Ant 7	Reduced	656000	3840	21.21	22.00	1.199	-	-	-0.11	0.265	0.318
	FR1 n77(78) HPUE_Par27O	100M	QPSK	135	69	DFT-SCS-30KHz	Front	10mm	Ant 7	Reduced	656000	3840	21.17	22.00	1.211	-	-	0.07	0.227	0.275
	FR1 n77(78) HPUE_Par27O	100M	QPSK	1	1	DFT-SCS-30KHz	Back	10mm	Ant 7	Reduced	656000	3840	21.21	22.00	1.199	-	-	-0.15	0.382	0.458
	FR1 n77(78) HPUE_Par27O	100M	QPSK	135	69	DFT-SCS-30KHz	Back	10mm	Ant 7	Reduced	656000	3840	21.17	22.00	1.211	-	-	0.05	0.285	0.345
	FR1 n77(78) HPUE_Par27O	100M	QPSK	1	1	DFT-SCS-30KHz	Left Side	10mm	Ant 7	Reduced	656000	3840	21.21	22.00	1.199	-	-	0.18	0.037	0.044
	FR1 n77(78) HPUE_Par27O	100M	QPSK	135	69	DFT-SCS-30KHz	Left Side	10mm	Ant 7	Reduced	656000	3840	21.17	22.00	1.211	-	-	0.16	0.029	0.035
	FR1 n77(78) HPUE_Par27O	100M	QPSK	1	1	DFT-SCS-30KHz	Right Side	10mm	Ant 7	Reduced	656000	3840	21.21	22.00	1.199	-	-	0.05	0.861	1.033
	FR1 n77(78) HPUE_Par27O	100M	QPSK	1	1	DFT-SCS-30KHz	Right Side	10mm	Ant 7	Reduced	650000	3750	21.07	22.00	1.239	-	-	0.03	0.823	1.020
	FR1 n77(78) HPUE_Par27O	100M	QPSK	1	1	DFT-SCS-30KHz	Right Side	10mm	Ant 7	Reduced	662000	3930	21.17	22.00	1.211	-	-	0.05	0.842	1.019
	FR1 n77(78) HPUE_Par27O _UL MIMO	100M	QPSK	1	1	DFT-SCS-30KHz	Right Side	10mm	Ant 7	Reduced	656000	3840	18.21	19.00	1.199	-	-	0.05	0.411	0.493
	FR1 n77(78) HPUE_Par27O	100M	QPSK	135	69	DFT-SCS-30KHz	Right Side	10mm	Ant 7	Reduced	656000	3840	21.17	22.00	1.211	-	-	0.16	0.785	0.950

	FR1 n77(78) HPUE_Par27O	100M	QPSK	270	0	DFT-SCS-30KHz	Right Side	10mm	Ant 7	Reduced	656000	3840	21.14	22.00	1.219	-	-	0.08	0.769	0.937
	FR1 n77(78) HPUE_Par27O	100M	QPSK	1	1	DFT-SCS-30KHz	Top Side	10mm	Ant 7	Reduced	656000	3840	21.21	22.00	1.199	-	-	0.12	0.057	0.068
	FR1 n77(78) HPUE_Par27O	100M	QPSK	135	69	DFT-SCS-30KHz	Top Side	10mm	Ant 7	Reduced	656000	3840	21.17	22.00	1.211	-	-	-0.19	0.047	0.057
	FR1 n77(78) HPUE_Par27O	100M	QPSK	1	1	DFT-SCS-30KHz	Bottom Side	10mm	Ant 7	Reduced	656000	3840	21.21	22.00	1.199	-	-	-0.1	0.103	0.124
	FR1 n77(78) HPUE_Par27O	100M	QPSK	135	69	DFT-SCS-30KHz	Bottom Side	10mm	Ant 7	Reduced	656000	3840	21.17	22.00	1.211	-	-	0.02	0.079	0.096
	FR1 n77(78) HPUE_Par27Q	100M	QPSK	1	1	DFT-SCS-30KHz	Front	10mm	Ant 7	Reduced	633334	3500.01	21.56	22.00	1.107	-	-	0.15	0.161	0.178
	FR1 n77(78) HPUE_Par27Q	100M	QPSK	135	69	DFT-SCS-30KHz	Front	10mm	Ant 7	Reduced	633334	3500.01	21.49	22.00	1.125	-	-	0.02	0.174	0.196
	FR1 n77(78) HPUE_Par27Q	100M	QPSK	1	1	DFT-SCS-30KHz	Back	10mm	Ant 7	Reduced	633334	3500.01	21.56	22.00	1.107	-	-	-0.08	0.505	0.559
	FR1 n77(78) HPUE_Par27Q	100M	QPSK	135	69	DFT-SCS-30KHz	Back	10mm	Ant 7	Reduced	633334	3500.01	21.49	22.00	1.125	-	-	-0.03	0.540	0.607
	FR1 n77(78) HPUE_Par27Q	100M	QPSK	1	1	DFT-SCS-30KHz	Left Side	10mm	Ant 7	Reduced	633334	3500.01	21.56	22.00	1.107	-	-	0.07	0.059	0.065
	FR1 n77(78) HPUE_Par27Q	100M	QPSK	135	69	DFT-SCS-30KHz	Left Side	10mm	Ant 7	Reduced	633334	3500.01	21.49	22.00	1.125	-	-	-0.15	0.071	0.080
	FR1 n77(78) HPUE_Par27Q	100M	QPSK	1	1	DFT-SCS-30KHz	Right Side	10mm	Ant 7	Reduced	633334	3500.01	21.56	22.00	1.107	-	-	0.17	0.528	0.584
	FR1 n77(78) HPUE_Par27Q	100M	QPSK	135	69	DFT-SCS-30KHz	Right Side	10mm	Ant 7	Reduced	633334	3500.01	21.49	22.00	1.125	-	-	-0.08	0.590	0.664
	FR1 n77(78) HPUE_Par27Q _UL MIMO	100M	QPSK	135	69	DFT-SCS-30KHz	Right Side	10mm	Ant 7	Reduced	633334	3500.01	18.56	19.00	1.107	-	-	0.06	0.316	0.350
	FR1 n77(78) HPUE_Par27Q	100M	QPSK	1	1	DFT-SCS-30KHz	Top Side	10mm	Ant 7	Reduced	633334	3500.01	21.56	22.00	1.107	-	-	0.02	0.073	0.081
	FR1 n77(78) HPUE_Par27Q	100M	QPSK	135	69	DFT-SCS-30KHz	Top Side	10mm	Ant 7	Reduced	633334	3500.01	21.49	22.00	1.125	-	-	-0.17	0.064	0.072
	FR1 n77(78) HPUE_Par27Q	100M	QPSK	1	1	DFT-SCS-30KHz	Bottom Side	10mm	Ant 7	Reduced	633334	3500.01	21.56	22.00	1.107	-	-	-0.12	0.087	0.096
	FR1 n77(78) HPUE_Par27Q	100M	QPSK	135	69	DFT-SCS-30KHz	Bottom Side	10mm	Ant 7	Reduced	633334	3500.01	21.49	22.00	1.125	-	-	0.03	0.087	0.098
	FR1 n77(78) HPUE_Par27O	100M	QPSK	1	1	DFT-SCS-30KHz	Front	10mm	Ant 8	Reduced	656000	3840	19.62	21.00	1.374	-	-	-0.11	0.268	0.368
	FR1 n77(78) HPUE_Par27O	100M	QPSK	135	69	DFT-SCS-30KHz	Front	10mm	Ant 8	Reduced	656000	3840	19.56	21.00	1.393	-	-	0.14	0.243	0.339
	FR1 n77(78) HPUE_Par27O	100M	QPSK	1	1	DFT-SCS-30KHz	Back	10mm	Ant 8	Reduced	656000	3840	19.62	21.00	1.374	-	-	-0.06	0.619	0.851
	FR1 n77(78) HPUE_Par27O	100M	QPSK	135	69	DFT-SCS-30KHz	Back	10mm	Ant 8	Reduced	656000	3840	19.56	21.00	1.393	-	-	0.02	0.660	0.919
	FR1 n77(78) HPUE_Par27O	100M	QPSK	270	0	DFT-SCS-30KHz	Back	10mm	Ant 8	Reduced	656000	3840	19.51	21.00	1.409	-	-	-0.18	0.590	0.831
	FR1 n77(78) HPUE_Par27O	100M	QPSK	1	1	DFT-SCS-30KHz	Left Side	10mm	Ant 8	Reduced	656000	3840	19.62	21.00	1.374	-	-	0.03	0.712	0.978
65	FR1 n77(78) HPUE_Par27O	100M	QPSK	135	69	DFT-SCS-30KHz	Left Side	10mm	Ant 8	Reduced	656000	3840	19.56	21.00	1.393	-	-	0.05	0.828	**1.154**
	FR1 n77(78) HPUE_Par27O	100M	QPSK	135	69	DFT-SCS-30KHz	Left Side	10mm	Ant 8	Reduced	650000	3750	19.44	21.00	1.432	-	-	0.05	0.796	1.140
	FR1 n77(78) HPUE_Par27O	100M	QPSK	135	69	DFT-SCS-30KHz	Left Side	10mm	Ant 8	Reduced	662000	3930	19.40	21.00	1.445	-	-	0.03	0.786	1.136
	FR1 n77(78) HPUE_Par27O_ ENDC	100M	QPSK	135	69	DFT-SCS-30KHz	Left Side	10mm	Ant 8	Reduced	656000	3840	16.64	18.00	1.368	-	-	0.01	0.398	0.544
	FR1 n77(78) HPUE_Par27O	100M	QPSK	270	0	DFT-SCS-30KHz	Left Side	10mm	Ant 8	Reduced	656000	3840	19.51	21.00	1.409	-	-	0.02	0.719	1.013
	FR1 n77(78) HPUE_Par27O	100M	QPSK	1	1	DFT-SCS-30KHz	Right Side	10mm	Ant 8	Reduced	656000	3840	19.62	21.00	1.374	-	-	0.03	0.041	0.056
	FR1 n77(78) HPUE_Par27O	100M	QPSK	135	69	DFT-SCS-30KHz	Right Side	10mm	Ant 8	Reduced	656000	3840	19.56	21.00	1.393	-	-	0.09	0.047	0.065
	FR1 n77(78) HPUE_Par27O	100M	QPSK	1	1	DFT-SCS-30KHz	Bottom Side	10mm	Ant 8	Reduced	656000	3840	19.62	21.00	1.374	-	-	0.19	0.204	0.280
	FR1 n77(78) HPUE_Par27O	100M	QPSK	135	69	DFT-SCS-30KHz	Bottom Side	10mm	Ant 8	Reduced	656000	3840	19.56	21.00	1.393	-	-	0.06	0.207	0.288
	FR1 n77(78) HPUE_Par27Q	100M	QPSK	1	1	DFT-SCS-30KHz	Front	10mm	Ant 8	Reduced	633334	3500.01	19.74	21.00	1.337	-	-	-0.09	0.184	0.246
	FR1 n77(78) HPUE_Par27Q	100M	QPSK	135	69	DFT-SCS-30KHz	Front	10mm	Ant 8	Reduced	633334	3500.01	19.71	21.00	1.346	-	-	0.05	0.237	0.319
	FR1 n77(78) HPUE_Par27Q	100M	QPSK	1	1	DFT-SCS-30KHz	Back	10mm	Ant 8	Reduced	633334	3500.01	19.74	21.00	1.337	-	-	0.04	0.156	0.209
	FR1 n77(78) HPUE_Par27Q	100M	QPSK	135	69	DFT-SCS-30KHz	Back	10mm	Ant 8	Reduced	633334	3500.01	19.71	21.00	1.346	-	-	0.03	0.204	0.275
	FR1 n77(78) HPUE_Par27Q	100M	QPSK	1	1	DFT-SCS-30KHz	Left Side	10mm	Ant 8	Reduced	633334	3500.01	19.74	21.00	1.337	-	-	0.08	0.325	0.434
	FR1 n77(78) HPUE_Par27Q	100M	QPSK	135	69	DFT-SCS-30KHz	Left Side	10mm	Ant 8	Reduced	633334	3500.01	19.71	21.00	1.346	-	-	0.14	0.468	0.630
	FR1 n77(78) HPUE_Par27Q _ENDC	100M	QPSK	135	69	DFT-SCS-30KHz	Left Side	10mm	Ant 8	Reduced	633334	3500.01	16.63	18.00	1.371	-	-	0.08	0.265	0.363
	FR1 n77(78) HPUE_Par27Q	100M	QPSK	1	1	DFT-SCS-30KHz	Right Side	10mm	Ant 8	Reduced	633334	3500.01	19.74	21.00	1.337	-	-	0.13	0.036	0.048
	FR1 n77(78) HPUE_Par27Q	100M	QPSK	135	69	DFT-SCS-30KHz	Right Side	10mm	Ant 8	Reduced	633334	3500.01	19.71	21.00	1.346	-	-	0.04	0.040	0.054
	FR1 n77(78) HPUE_Par27Q	100M	QPSK	1	1	DFT-SCS-30KHz	Bottom Side	10mm	Ant 8	Reduced	633334	3500.01	19.74	21.00	1.337	-	-	0.03	0.238	0.318
	FR1 n77(78) HPUE_Par27Q	100M	QPSK	135	69	DFT-SCS-30KHz	Bottom Side	10mm	Ant 8	Reduced	633334	3500.01	19.71	21.00	1.346	-	-	0.17	0.295	0.397

Plot No.	Band	Mode	Test Position	Gap (mm)	Antenna	Power Reduction	Ch.	Freq. (MHz)	Average Power (dBm)	Tune-Up Limit (dBm)	Tune-up Scaling Factor	Duty Cycle %	Duty Cycle Scaling Factor	Power Drift (dB)	Measured 1g SAR (W/kg)	Reported 1g SAR (W/kg)
WIFI/BT																
	WLAN2.4GHz	802.11b 1Mbps	Front	10mm	Ant 9+10	Simultaneous	1	2412	18.03	19.00	1.250	100	1.000	0.04	0.188	0.235
	WLAN2.4GHz	802.11b 1Mbps	Back	10mm	Ant 9+10	Simultaneous	1	2412	18.03	19.00	1.250	100	1.000	-0.09	0.240	0.300
66	WLAN2.4GHz	802.11b 1Mbps	Left Side	10mm	Ant 9+10	Simultaneous	1	2412	18.03	19.00	1.250	100	1.000	-0.1	0.278	**0.348**
	WLAN2.4GHz	802.11b 1Mbps	Left Side	10mm	Ant 9+10	Simultaneous	6	2437	17.88	19.00	1.294	100	1.000	0.03	0.265	0.343
	WLAN2.4GHz	802.11b 1Mbps	Left Side	10mm	Ant 9+10	Simultaneous	11	2462	17.72	19.00	1.343	100	1.000	0.01	0.242	0.325
	WLAN2.4GHz	802.11b 1Mbps	Right Side	10mm	Ant 9+10	Simultaneous	1	2412	18.03	19.00	1.250	100	1.000	0.08	0.190	0.238
	WLAN2.4GHz	802.11b 1Mbps	Top Side	10mm	Ant 9+10	Simultaneous	1	2412	18.03	19.00	1.250	100	1.000	0.17	0.174	0.218
	Bluetooth	1Mbps	Front	10mm	Ant 9	Full	39	2441	12.45	13.00	1.135	76.91	1.083	0.07	0.020	0.025
67	Bluetooth	1Mbps	Back	10mm	Ant 9	Full	39	2441	12.45	13.00	1.135	76.91	1.083	0.05	0.055	**0.068**
	Bluetooth	1Mbps	Back	10mm	Ant 9	Full	0	2402	12.36	13.00	1.159	76.91	1.083	0.02	0.041	0.051
	Bluetooth	1Mbps	Back	10mm	Ant 9	Full	78	2480	12.40	13.00	1.148	76.91	1.083	0.07	0.044	0.055
	Bluetooth	1Mbps	Left Side	10mm	Ant 9	Full	39	2441	12.45	13.00	1.135	76.91	1.083	0.03	0.028	0.034
	Bluetooth	1Mbps	Right Side	10mm	Ant 9	Full	39	2441	12.45	13.00	1.135	76.91	1.083	0.17	0.016	0.020
	Bluetooth	1Mbps	Top Side	10mm	Ant 9	Full	39	2441	12.45	13.00	1.135	76.91	1.083	0.19	0.012	0.015
	WLAN5.2GHz	802.11ac-VHT80 MCS0	Front	10mm	Ant 9+10	Simultaneous	42	5210	17.66	19.50	1.528	98.73	1.013	0.15	0.090	0.139
	WLAN5.2GHz	802.11ac-VHT80 MCS0	Back	10mm	Ant 9+10	Simultaneous	42	5210	17.66	19.50	1.528	98.73	1.013	0.05	0.114	0.176
	WLAN5.2GHz	802.11ac-VHT80 MCS0	Left Side	10mm	Ant 9+10	Simultaneous	42	5210	17.66	19.50	1.528	98.73	1.013	0.07	0.037	0.057
68	WLAN5.2GHz	802.11ac-VHT80 MCS0	Right Side	10mm	Ant 9+10	Simultaneous	42	5210	17.66	19.50	1.528	98.73	1.013	0.06	0.246	**0.381**
	WLAN5.2GHz	802.11ac-VHT80 MCS0	Top Side	10mm	Ant 9+10	Simultaneous	42	5210	17.66	19.50	1.528	98.73	1.013	-0.04	0.144	0.223
	WLAN5.8GHz	802.11ac-VHT80 MCS0	Front	10mm	Ant 9+10	Simultaneous	155	5775	17.85	19.00	1.303	98.73	1.013	0.06	0.090	0.119
69	WLAN5.8GHz	802.11ac-VHT80 MCS0	Back	10mm	Ant 9+10	Simultaneous	155	5775	17.85	19.00	1.303	98.73	1.013	-0.07	0.268	**0.354**
	WLAN5.8GHz	802.11ac-VHT80 MCS0	Left Side	10mm	Ant 9+10	Simultaneous	155	5775	17.85	19.00	1.303	98.73	1.013	-0.18	0.114	0.150
	WLAN5.8GHz	802.11ac-VHT80 MCS0	Right Side	10mm	Ant 9+10	Simultaneous	155	5775	17.85	19.00	1.303	98.73	1.013	-0.19	0.190	0.251
	WLAN5.8GHz	802.11ac-VHT80 MCS0	Top Side	10mm	Ant 9+10	Simultaneous	155	5775	17.85	19.00	1.303	98.73	1.013	0.03	0.195	0.257

15.3 Body Worn Accessory SAR

Plot No.	Band	BW (MHz)	Modulation	RB Size	RB offset	Mode	Test Position	Gap (mm)	Antenna	Power Reduction	Ch.	Freq. (MHz)	Average Power (dBm)	Tune-Up Limit (dBm)	Tune-up Scaling Factor	Power Drift (dB)	Measured 1g SAR (W/kg)	Reported 1g SAR (W/kg)
									750MHz									
	LTE Band 12	10M	QPSK	1	0	-	Front	15mm	Ant 0	Full	23095	707.5	22.77	24.00	1.327	-0.18	0.098	0.130
	LTE Band 12	10M	QPSK	25	0	-	Front	15mm	Ant 0	Full	23095	707.5	21.80	23.00	1.318	0.04	0.081	0.107
70	LTE Band 12	10M	QPSK	1	0	-	Back	15mm	Ant 0	Full	23095	707.5	22.77	24.00	1.327	-0.01	0.185	**0.246**
	LTE Band 12	10M	QPSK	1	0	-	Back	15mm	Ant 0	Full	23060	704	22.65	24.00	1.365	0.02	0.155	0.212
	LTE Band 12	10M	QPSK	1	0	-	Back	15mm	Ant 0	Full	23130	711	22.75	24.00	1.334	0.05	0.165	0.220
	LTE Band 12	10M	QPSK	25	0	-	Back	15mm	Ant 0	Full	23095	707.5	21.80	23.00	1.318	0.06	0.151	0.199
	LTE Band 12	10M	QPSK	1	0	-	Front	15mm	Ant 1	Full	23095	707.5	22.79	24.00	1.321	0.02	0.106	0.140
	LTE Band 12	10M	QPSK	1	0	-	Front	15mm	Ant 1	Full	23060	704	22.62	24.00	1.374	0.06	0.088	0.121
	LTE Band 12	10M	QPSK	1	0	-	Front	15mm	Ant 1	Full	23130	711	22.68	24.00	1.355	0.08	0.096	0.130
	LTE Band 12	10M	QPSK	25	0	-	Front	15mm	Ant 1	Full	23095	707.5	21.72	23.00	1.343	-0.02	0.083	0.111
	LTE Band 12	10M	QPSK	1	0	-	Back	15mm	Ant 1	Full	23095	707.5	22.79	24.00	1.321	0.13	0.092	0.122
	LTE Band 12	10M	QPSK	25	0	-	Back	15mm	Ant 1	Full	23095	707.5	21.72	23.00	1.343	0.05	0.071	0.095
	LTE Band 17	10M	QPSK	1	0	-	Front	15mm	Ant 0	Full	23790	710	23.57	24.00	1.104	0.17	0.113	0.125
	LTE Band 17	10M	QPSK	25	0	-	Front	15mm	Ant 0	Full	23790	710	22.46	23.00	1.132	-0.16	0.093	0.105
71	LTE Band 17	10M	QPSK	1	0	-	Back	15mm	Ant 0	Full	23790	710	23.57	24.00	1.104	-0.02	0.212	**0.234**
	LTE Band 17	10M	QPSK	1	0	-	Back	15mm	Ant 0	Full	23780	709	23.42	24.00	1.143	0.04	0.196	0.224
	LTE Band 17	10M	QPSK	1	0	-	Back	15mm	Ant 0	Full	23800	711	23.54	24.00	1.112	0.06	0.200	0.222
	LTE Band 17	10M	QPSK	25	0	-	Back	15mm	Ant 0	Full	23790	710	22.46	23.00	1.132	0.09	0.173	0.196
	LTE Band 17	10M	QPSK	1	0	-	Front	15mm	Ant 1	Full	23790	710	23.73	25.00	1.340	-0.06	0.109	0.146
	LTE Band 17	10M	QPSK	1	0	-	Front	15mm	Ant 1	Full	23780	709	23.57	25.00	1.390	0.06	0.095	0.132
	LTE Band 17	10M	QPSK	1	0	-	Front	15mm	Ant 1	Full	23800	711	23.62	25.00	1.374	0.01	0.085	0.117
	LTE Band 17	10M	QPSK	25	0	-	Front	15mm	Ant 1	Full	23790	710	22.65	24.00	1.365	0.06	0.086	0.117
	LTE Band 17	10M	QPSK	1	0	-	Back	15mm	Ant 1	Full	23790	710	23.73	25.00	1.340	0.02	0.094	0.126
	LTE Band 17	10M	QPSK	25	0	-	Back	15mm	Ant 1	Full	23790	710	22.65	24.00	1.365	0.09	0.073	0.100
	LTE Band 13	10M	QPSK	1	0	-	Front	15mm	Ant 0	Full	23230	782	23.14	24.00	1.219	0.06	0.163	0.199
	LTE Band 13	10M	QPSK	25	0	-	Front	15mm	Ant 0	Full	23230	782	22.25	23.00	1.189	0.08	0.132	0.157
72	LTE Band 13	10M	QPSK	1	0	-	Back	15mm	Ant 0	Full	23230	782	23.14	24.00	1.219	0.01	0.275	**0.335**
	LTE Band 13	10M	QPSK	25	0	-	Back	15mm	Ant 0	Full	23230	782	22.25	23.00	1.189	-0.17	0.222	0.264
	LTE Band 13	10M	QPSK	1	0	-	Front	15mm	Ant 1	Full	23230	782	23.12	24.00	1.225	0.06	0.091	0.111
	LTE Band 13	10M	QPSK	25	0	-	Front	15mm	Ant 1	Full	23230	782	22.12	23.00	1.225	0.09	0.072	0.088
	LTE Band 13	10M	QPSK	1	0	-	Back	15mm	Ant 1	Full	23230	782	23.12	24.00	1.225	0.04	0.069	0.084
	LTE Band 13	10M	QPSK	25	0	-	Back	15mm	Ant 1	Full	23230	782	22.12	23.00	1.225	0.04	0.054	0.066
	LTE Band 14	10M	QPSK	1	0	-	Front	15mm	Ant 0	Full	23330	793	22.91	24.00	1.285	-0.03	0.124	0.159
	LTE Band 14	10M	QPSK	25	0	-	Front	15mm	Ant 0	Full	23330	793	21.94	23.00	1.276	0.11	0.122	0.156
73	LTE Band 14	10M	QPSK	1	0	-	Back	15mm	Ant 0	Full	23330	793	22.91	24.00	1.285	0.01	0.241	**0.310**
	LTE Band 14	10M	QPSK	25	0	-	Back	15mm	Ant 0	Full	23330	793	21.94	23.00	1.276	0.03	0.239	0.305
	LTE Band 14	10M	QPSK	1	0	-	Front	15mm	Ant 1	Full	23330	793	22.62	24.00	1.374	0.01	0.067	0.092
	LTE Band 14	10M	QPSK	25	0	-	Front	15mm	Ant 1	Full	23330	793	21.61	23.00	1.377	0.04	0.056	0.077
	LTE Band 14	10M	QPSK	1	0	-	Back	15mm	Ant 1	Full	23330	793	22.62	24.00	1.374	-0.05	0.053	0.073
	LTE Band 14	10M	QPSK	25	0	-	Back	15mm	Ant 1	Full	23330	793	21.61	23.00	1.377	0.15	0.042	0.058
	LTE Band 71	20M	QPSK	1	0	-	Front	15mm	Ant 0	Full	133322	683	22.42	24.00	1.439	0.12	0.091	0.131
	LTE Band 71	20M	QPSK	50	0	-	Front	15mm	Ant 0	Full	133322	683	21.44	23.00	1.432	0.17	0.074	0.106
74	LTE Band 71	20M	QPSK	1	0	-	Back	15mm	Ant 0	Full	133322	683	22.42	24.00	1.439	-0.02	0.184	**0.265**
	LTE Band 71	20M	QPSK	1	0	-	Back	15mm	Ant 0	Full	133222	673	22.30	24.00	1.479	0.06	0.168	0.248
	LTE Band 71	20M	QPSK	1	0	-	Back	15mm	Ant 0	Full	133372	688	22.32	24.00	1.472	0.05	0.175	0.258
	LTE Band 71	20M	QPSK	50	0	-	Back	15mm	Ant 0	Full	133322	683	21.44	23.00	1.432	-0.09	0.153	0.219
	LTE Band 71	20M	QPSK	1	0	-	Front	15mm	Ant 1	Full	133322	683	22.48	24.00	1.419	0.03	0.054	0.077
	LTE Band 71	20M	QPSK	1	0	-	Front	15mm	Ant 1	Full	133222	673	22.46	24.00	1.426	0.06	0.032	0.046
	LTE Band 71	20M	QPSK	1	0	-	Front	15mm	Ant 1	Full	133372	688	22.38	24.00	1.452	0.05	0.028	0.041
	LTE Band 71	20M	QPSK	50	0	-	Front	15mm	Ant 1	Full	133322	683	21.54	23.00	1.400	0.03	0.046	0.064
	LTE Band 71	20M	QPSK	1	0	-	Back	15mm	Ant 1	Full	133322	683	22.48	24.00	1.419	-0.15	0.047	0.067

	LTE Band 71	20M	QPSK	50	0	-	Back	15mm	Ant 1	Full	133322	683	21.54	23.00	1.400	0.07	0.020	0.028
	FR1 n12	15M	QPSK	1	1	DFT-SCS-15KHz	Front	15mm	Ant 0	Full	141500	707.5	23.09	24.00	1.233	-0.02	0.127	0.157
	FR1 n12	15M	QPSK	36	22	DFT-SCS-15KHz	Front	15mm	Ant 0	Full	141500	707.5	23.07	24.00	1.239	0.15	0.149	0.185
	FR1 n12	15M	QPSK	1	1	DFT-SCS-15KHz	Back	15mm	Ant 0	Full	141500	707.5	23.09	24.00	1.233	-0.08	0.222	0.274
75	FR1 n12	15M	QPSK	36	22	DFT-SCS-15KHz	Back	15mm	Ant 0	Full	141500	707.5	23.07	24.00	1.239	-0.03	0.237	**0.294**
	FR1 n12	15M	QPSK	36	22	DFT-SCS-15KHz	Back	15mm	Ant 0	Full	141300	706.5	23.01	24.00	1.256	0.06	0.226	0.284
	FR1 n12	15M	QPSK	36	22	DFT-SCS-15KHz	Back	15mm	Ant 0	Full	141700	708.5	22.94	24.00	1.276	0.08	0.215	0.274
	FR1 n12	15M	QPSK	1	1	DFT-SCS-15KHz	Front	15mm	Ant 1	Full	141500	707.5	22.14	23.00	1.219	0.05	0.136	0.166
	FR1 n12	15M	QPSK	1	1	DFT-SCS-15KHz	Front	15mm	Ant 1	Full	141300	706.5	22.13	23.00	1.222	0.04	0.115	0.141
	FR1 n12	15M	QPSK	1	1	DFT-SCS-15KHz	Front	15mm	Ant 1	Full	141700	708.5	22.09	23.00	1.233	0.02	0.108	0.133
	FR1 n12	15M	QPSK	36	22	DFT-SCS-15KHz	Front	15mm	Ant 1	Full	141500	707.5	22.06	23.00	1.242	0.08	0.108	0.134
	FR1 n12	15M	QPSK	1	1	DFT-SCS-15KHz	Back	15mm	Ant 1	Full	141500	707.5	22.14	23.00	1.219	0.07	0.118	0.144
	FR1 n12	15M	QPSK	36	22	DFT-SCS-15KHz	Back	15mm	Ant 1	Full	141500	707.5	22.06	23.00	1.242	-0.12	0.088	0.109
	FR1 n14	10M	QPSK	1	1	DFT-SCS-15KHz	Front	15mm	Ant 0	Full	158600	793	23.09	24.00	1.233	0.02	0.103	0.127
	FR1 n14	10M	QPSK	25	14	DFT-SCS-15KHz	Front	15mm	Ant 0	Full	158600	793	23.03	24.00	1.250	0.08	0.090	0.113
76	FR1 n14	10M	QPSK	1	1	DFT-SCS-15KHz	Back	15mm	Ant 0	Full	158600	793	23.09	24.00	1.233	-0.08	0.177	**0.218**
	FR1 n14	10M	QPSK	25	14	DFT-SCS-15KHz	Back	15mm	Ant 0	Full	158600	793	23.03	24.00	1.250	-0.16	0.160	0.200
	FR1 n14	10M	QPSK	1	1	DFT-SCS-15KHz	Front	15mm	Ant 1	Full	158600	793	21.42	23.00	1.439	0.02	0.120	0.173
	FR1 n14	10M	QPSK	25	14	DFT-SCS-15KHz	Front	15mm	Ant 1	Full	158600	793	21.36	23.00	1.459	0.17	0.093	0.136
	FR1 n14	10M	QPSK	1	1	DFT-SCS-15KHz	Back	15mm	Ant 1	Full	158600	793	21.42	23.00	1.439	0.1	0.097	0.140
	FR1 n14	10M	QPSK	25	14	DFT-SCS-15KHz	Back	15mm	Ant 1	Full	158600	793	21.36	23.00	1.459	0.06	0.074	0.108
	FR1 n71	20M	QPSK	1	1	DFT-SCS-15KHz	Front	15mm	Ant 0	Full	136100	680.5	22.92	24.00	1.282	0.19	0.162	0.208
	FR1 n71	20M	QPSK	50	28	DFT-SCS-15KHz	Front	15mm	Ant 0	Full	136100	680.5	22.88	24.00	1.294	0.02	0.224	0.290
	FR1 n71	20M	QPSK	1	1	DFT-SCS-15KHz	Back	15mm	Ant 0	Full	136100	680.5	22.92	24.00	1.282	0.09	0.276	0.354
77	FR1 n71	20M	QPSK	50	28	DFT-SCS-15KHz	Back	15mm	Ant 0	Full	136100	680.5	22.88	24.00	1.294	-0.04	0.356	**0.461**
	FR1 n71	20M	QPSK	1	1	DFT-SCS-15KHz	Front	15mm	Ant 1	Full	136100	680.5	22.07	23.00	1.239	0.04	0.029	0.036
	FR1 n71	20M	QPSK	50	28	DFT-SCS-15KHz	Front	15mm	Ant 1	Full	136100	680.5	21.97	23.00	1.268	0.07	0.020	0.025
	FR1 n71	20M	QPSK	1	1	DFT-SCS-15KHz	Back	15mm	Ant 1	Full	136100	680.5	22.07	23.00	1.239	0.16	0.018	0.022
	FR1 n71	20M	QPSK	50	28	DFT-SCS-15KHz	Back	15mm	Ant 1	Full	136100	680.5	21.97	23.00	1.268	-0.07	0.015	0.019
	835MHz																	
	GSM850	-	-	-	-	GPRS (3 Tx slots)	Front	15mm	Ant 0	Full	189	836.4	28.26	29.50	1.330	-0.14	0.121	0.161
78	GSM850	-	-	-	-	GPRS (3 Tx slots)	Back	15mm	Ant 0	Full	189	836.4	28.26	29.50	1.330	0.02	0.189	**0.251**
	GSM850	-	-	-	-	GPRS (3 Tx slots)	Back	15mm	Ant 0	Full	128	824.2	28.14	29.50	1.368	0.03	0.168	0.230
	GSM850	-	-	-	-	GPRS (3 Tx slots)	Back	15mm	Ant 0	Full	251	848.8	28.18	29.50	1.355	0.05	0.179	0.243
	GSM850	-	-	-	-	GPRS (3 Tx slots)	Front	15mm	Ant 1	Full	189	836.4	27.83	29.00	1.309	0.01	0.008	0.010
	GSM850	-	-	-	-	GPRS (3 Tx slots)	Front	15mm	Ant 1	Full	128	824.2	27.56	29.00	1.393	0.03	0.006	0.008
	GSM850	-	-	-	-	GPRS (3 Tx slots)	Front	15mm	Ant 1	Full	251	848.8	27.82	29.00	1.312	0.05	0.004	0.005
	GSM850	-	-	-	-	GPRS (3 Tx slots)	Back	15mm	Ant 1	Full	189	836.4	27.83	29.00	1.309	0.15	0.003	0.004
	WCDMA V	-	-	-	-	RMC 12.2Kbps	Front	15mm	Ant 0	Full	4182	836.4	23.05	24.00	1.245	0.05	0.148	0.184
79	WCDMA V	-	-	-	-	RMC 12.2Kbps	Back	15mm	Ant 0	Full	4182	836.4	23.05	24.00	1.245	0.03	0.231	**0.287**
	WCDMA V	-	-	-	-	RMC 12.2Kbps	Back	15mm	Ant 0	Full	4132	826.4	23.00	24.00	1.259	0.06	0.221	0.278
	WCDMA V	-	-	-	-	RMC 12.2Kbps	Back	15mm	Ant 0	Full	4233	846.6	23.01	24.00	1.256	0.08	0.208	0.261
	WCDMA V	-	-	-	-	RMC 12.2Kbps	Front	15mm	Ant 1	Full	4182	836.4	22.98	24.00	1.265	0.06	0.007	0.009
	WCDMA V	-	-	-	-	RMC 12.2Kbps	Back	15mm	Ant 1	Full	4182	836.4	22.98	24.00	1.265	0.04	0.050	0.063
	WCDMA V	-	-	-	-	RMC 12.2Kbps	Back	15mm	Ant 1	Full	4132	826.4	22.88	24.00	1.294	0.06	0.045	0.058
	WCDMA V	-	-	-	-	RMC 12.2Kbps	Back	15mm	Ant 1	Full	4233	846.6	22.86	24.00	1.300	0.05	0.042	0.055
	LTE Band 26(5)	15M	QPSK	1	0	-	Front	15mm	Ant 0	Full	26865	831.5	23.03	24.00	1.250	0.07	0.119	0.149
	LTE Band 26(5)	15M	QPSK	36	0	-	Front	15mm	Ant 0	Full	26865	831.5	22.13	23.00	1.222	0.02	0.102	0.125
80	LTE Band 26(5)	15M	QPSK	1	0	-	Back	15mm	Ant 0	Full	26865	831.5	23.03	24.00	1.250	0.02	0.173	**0.216**
	LTE Band 26(5)	15M	QPSK	36	0	-	Back	15mm	Ant 0	Full	26865	831.5	22.13	23.00	1.222	0.11	0.147	0.180
	LTE Band 26(5)	15M	QPSK	1	0	-	Front	15mm	Ant 1	Full	26865	831.5	22.97	24.00	1.268	0.11	0.120	0.152
	LTE Band 26(5)	15M	QPSK	36	0	-	Front	15mm	Ant 1	Full	26865	831.5	22.03	23.00	1.250	-0.06	0.097	0.121
	LTE Band 26(5)	15M	QPSK	1	0	-	Back	15mm	Ant 1	Full	26865	831.5	22.97	24.00	1.268	0.08	0.103	0.131
	LTE Band 26(5)	15M	QPSK	36	0	-	Back	15mm	Ant 1	Full	26865	831.5	22.03	23.00	1.250	0.06	0.082	0.103
	FR1 n5	20M	QPSK	1	1	DFT-SCS-15KHz	Front	15mm	Ant 0	Full	167300	836.5	23.04	24.00	1.247	-0.18	0.139	0.173
	FR1 n5	20M	QPSK	50	28	DFT-SCS-15KHz	Front	15mm	Ant 0	Full	167300	836.5	22.99	24.00	1.262	0.07	0.226	0.285

	FR1 n5	20M	QPSK	1	1	DFT-SCS-15KHz	Back	15mm	Ant 0	Full	167300	836.5	23.04	24.00	1.247	0.09	0.220	0.274
81	FR1 n5	20M	QPSK	50	28	DFT-SCS-15KHz	Back	15mm	Ant 0	Full	167300	836.5	22.99	24.00	1.262	-0.03	0.273	**0.344**
	FR1 n5	20M	QPSK	1	1	DFT-SCS-15KHz	Front	15mm	Ant 1	Full	167300	836.5	21.87	23.00	1.297	0.04	0.078	0.101
	FR1 n5	20M	QPSK	50	28	DFT-SCS-15KHz	Front	15mm	Ant 1	Full	167300	836.5	21.79	23.00	1.321	0.05	0.106	0.140
	FR1 n5	20M	QPSK	1	1	DFT-SCS-15KHz	Back	15mm	Ant 1	Full	167300	836.5	21.87	23.00	1.297	0.02	0.068	0.088
	FR1 n5	20M	QPSK	50	28	DFT-SCS-15KHz	Back	15mm	Ant 1	Full	167300	836.5	21.79	23.00	1.321	-0.08	0.098	0.129
1750MHz																		
	WCDMA IV	-	-	-	-	RMC 12.2Kbps	Front	15mm	Ant 0	Full	1413	1732.6	23.12	24.00	1.225	0.08	0.240	0.294
82	WCDMA IV	-	-	-	-	RMC 12.2Kbps	Back	15mm	Ant 0	Full	1413	1732.6	23.12	24.00	1.225	0.05	0.841	**1.030**
	WCDMA IV	-	-	-	-	RMC 12.2Kbps	Back	15mm	Ant 0	Full	1312	1712.4	23.04	24.00	1.247	0.08	0.801	0.999
	WCDMA IV	-	-	-	-	RMC 12.2Kbps	Back	15mm	Ant 0	Full	1513	1752.6	23.06	24.00	1.242	0.05	0.803	0.997
	WCDMA IV	-	-	-	-	RMC 12.2Kbps	Front	15mm	Ant 1	Full	1413	1732.6	22.34	23.00	1.164	0.03	0.128	0.149
	WCDMA IV	-	-	-	-	RMC 12.2Kbps	Front	15mm	Ant 1	Full	1312	1712.4	22.29	23.00	1.178	0.03	0.119	0.140
	WCDMA IV	-	-	-	-	RMC 12.2Kbps	Front	15mm	Ant 1	Full	1513	1752.6	22.32	23.00	1.169	0.06	0.122	0.143
	WCDMA IV	-	-	-	-	RMC 12.2Kbps	Back	15mm	Ant 1	Full	1413	1732.6	22.34	23.00	1.164	0.03	0.112	0.130
	LTE Band 66(4)	20M	QPSK	1	0	-	Front	15mm	Ant 0	Reduced	132322	1745	20.79	22.00	1.321	0.08	0.119	0.157
	LTE Band 66(4)	20M	QPSK	50	0	-	Front	15mm	Ant 0	Reduced	132322	1745	19.74	21.00	1.337	-0.11	0.096	0.128
83	LTE Band 66(4)	20M	QPSK	1	0	-	Back	15mm	Ant 0	Reduced	132322	1745	20.79	22.00	1.321	0.03	0.424	**0.560**
	LTE Band 66(4)	20M	QPSK	1	0	-	Back	15mm	Ant 0	Reduced	132072	1720	20.61	22.00	1.377	0.03	0.398	0.548
	LTE Band 66(4)	20M	QPSK	1	0	-	Back	15mm	Ant 0	Reduced	132572	1770	20.58	22.00	1.387	0.08	0.389	0.539
	CA_66C	20M	QPSK	1	99	-	Back	15mm	Ant 0	Reduced	132322+ 132520	1745+ 1764.5	20.70	22.00	1.349	0.03	0.406	0.548
	LTE Band 66(4)	20M	QPSK	50	0	-	Back	15mm	Ant 0	Reduced	132322	1745	19.74	21.00	1.337	-0.14	0.333	0.445
	LTE Band 66(4)	20M	QPSK	1	0	-	Back	27mm	Ant 0	Full	132322	1745	22.67	24.00	1.358	0.01	0.078	0.106
	LTE Band 66(4)	20M	QPSK	1	0	-	Front	16mm	Ant 0	Full	132322	1745	22.67	24.00	1.358	0.05	0.188	0.255
	LTE Band 66(4)	20M	QPSK	1	0	-	Front	15mm	Ant 1	Full	132322	1745	21.84	23.00	1.306	0.01	0.120	0.157
	LTE Band 66(4)	20M	QPSK	1	0	-	Front	15mm	Ant 1	Full	132072	1720	21.63	23.00	1.371	0.06	0.108	0.148
	LTE Band 66(4)	20M	QPSK	1	0	-	Front	15mm	Ant 1	Full	132572	1770	21.69	23.00	1.352	0.08	0.110	0.149
	LTE Band 66(4)	20M	QPSK	50	0	-	Front	15mm	Ant 1	Full	132322	1745	20.78	22.00	1.324	-0.06	0.095	0.126
	LTE Band 66(4)	20M	QPSK	1	0	-	Back	15mm	Ant 1	Full	132322	1745	21.84	23.00	1.306	-0.11	0.117	0.153
	LTE Band 66(4)	20M	QPSK	50	0	-	Back	15mm	Ant 1	Full	132322	1745	20.78	22.00	1.324	0.06	0.093	0.123
	LTE Band 66(4)_Other PA	20M	QPSK	1	0	-	Front	15mm	Ant 1	Full	132322	1745	24.81	25.50	1.172	0.08	0.216	0.253
	LTE Band 66(4)_Other PA	20M	QPSK	50	0	-	Front	15mm	Ant 1	Full	132322	1745	23.84	24.50	1.164	0.18	0.162	0.189
	LTE Band 66(4)_Other PA	20M	QPSK	1	0	-	Back	15mm	Ant 1	Full	132322	1745	24.81	25.50	1.172	-0.09	0.230	0.270
	LTE Band 66(4)_Other PA	20M	QPSK	1	0	-	Back	15mm	Ant 1	Full	132072	1720	24.75	25.50	1.189	0.06	0.212	0.252
	LTE Band 66(4)_Other PA	20M	QPSK	1	0	-	Back	15mm	Ant 1	Full	132572	1770	24.46	25.50	1.271	0.08	0.226	0.287
	LTE Band 66(4)_Other PA	20M	QPSK	50	0	-	Back	15mm	Ant 1	Full	132322	1745	23.84	24.50	1.164	0.03	0.162	0.189
	LTE Band 66	20M	QPSK	1	0	-	Front	15mm	Ant 2	Full	132322	1745	23.79	25.00	1.321	0.09	0.001	0.001
	LTE Band 66	20M	QPSK	50	0	-	Front	15mm	Ant 2	Full	132322	1745	22.81	24.00	1.315	-0.1	0.001	0.001
	LTE Band 66	20M	QPSK	1	0	-	Back	15mm	Ant 2	Full	132322	1745	23.79	25.00	1.321	-0.01	0.058	0.077
	LTE Band 66	20M	QPSK	1	0	-	Back	15mm	Ant 2	Full	132072	1720	23.79	25.00	1.321	0.03	0.046	0.061
	LTE Band 66	20M	QPSK	1	0	-	Back	15mm	Ant 2	Full	132572	1770	23.79	25.00	1.321	0.08	0.050	0.066
	LTE Band 66	20M	QPSK	50	0	-	Back	15mm	Ant 2	Full	132322	1745	22.81	24.00	1.315	0.05	0.047	0.062
	FR1 n66	40M	QPSK	1	1	DFT-SCS-15KHz	Front	15mm	Ant 0	Full	349000	1745	23.12	24.00	1.225	0.08	0.090	0.110
	FR1 n66	40M	QPSK	108	54	DFT-SCS-15KHz	Front	15mm	Ant 0	Full	349000	1745	23.06	24.00	1.242	0.03	0.069	0.086
84	FR1 n66	40M	QPSK	1	1	DFT-SCS-15KHz	Back	15mm	Ant 0	Full	349000	1745	23.12	24.00	1.225	-0.05	0.395	**0.484**
	FR1 n66	40M	QPSK	108	54	DFT-SCS-15KHz	Back	15mm	Ant 0	Full	349000	1745	23.06	24.00	1.242	0.03	0.358	0.445
	FR1 n66	40M	QPSK	1	1	DFT-SCS-15KHz	Front	15mm	Ant 1	Full	349000	1745	22.38	24.00	1.452	0.04	0.155	0.225
	FR1 n66	40M	QPSK	108	54	DFT-SCS-15KHz	Front	15mm	Ant 1	Full	349000	1745	22.32	24.00	1.472	0.03	0.165	0.243
	FR1 n66	40M	QPSK	1	1	DFT-SCS-15KHz	Back	15mm	Ant 1	Full	349000	1745	22.38	24.00	1.452	0.09	0.130	0.189
	FR1 n66	40M	QPSK	108	54	DFT-SCS-15KHz	Back	15mm	Ant 1	Full	349000	1745	22.32	24.00	1.472	-0.17	0.156	0.230
1900MHz																		
	GSM1900	-	-	-	-	GPRS (4 Tx slots)	Front	15mm	Ant 0	Reduced	661	1880	24.06	25.00	1.242	0.07	0.228	0.283
	GSM1900	-	-	-	-	GPRS (4 Tx slots)	Back	15mm	Ant 0	Reduced	661	1880	24.06	25.00	1.242	0.06	0.511	0.634
85	GSM1900	-	-	-	-	GPRS (4 Tx slots)	Back	15mm	Ant 0	Reduced	512	1850.2	23.85	25.00	1.303	0.03	0.495	**0.645**
	GSM1900	-	-	-	-	GPRS (4 Tx slots)	Back	15mm	Ant 0	Reduced	810	1909.8	23.97	25.00	1.268	0.08	0.505	0.640
	GSM1900	-	-	-	-	GPRS (3 Tx slots)	Front	16mm	Ant 0	Full	661	1880	26.44	27.50	1.276	0.01	0.187	0.239

	GSM1900	-	-	-	-	GPRS (3 Tx slots)	Back	27mm	Ant 0	Full	512	1850.2	26.35	27.50	1.303	-0.04	0.231	0.301
	GSM1900	-	-	-	-	GPRS (3 Tx slots)	Front	15mm	Ant 1	Full	661	1880	25.62	27.00	1.374	0.02	0.157	0.216
	GSM1900	-	-	-	-	GPRS (3 Tx slots)	Front	15mm	Ant 1	Full	512	1850.2	25.41	27.00	1.442	0.06	0.145	0.209
	GSM1900	-	-	-	-	GPRS (3 Tx slots)	Front	15mm	Ant 1	Full	810	1909.8	25.60	27.00	1.380	0	0.152	0.210
	GSM1900	-	-	-	-	GPRS (3 Tx slots)	Back	15mm	Ant 1	Full	661	1880	25.62	27.00	1.374	0.02	0.126	0.173
	WCDMA II	-	-	-	-	RMC 12.2Kbps	Front	15mm	Ant 0	Reduced	9400	1880	21.23	22.00	1.194	0.09	0.262	0.313
86	WCDMA II	-	-	-	-	RMC 12.2Kbps	Back	15mm	Ant 0	Reduced	9400	1880	21.23	22.00	1.194	-0.16	0.602	**0.719**
	WCDMA II	-	-	-	-	RMC 12.2Kbps	Back	15mm	Ant 0	Reduced	9262	1852.4	20.89	22.00	1.291	-0.16	0.546	0.705
	WCDMA II	-	-	-	-	RMC 12.2Kbps	Back	15mm	Ant 0	Reduced	9538	1907.6	20.90	22.00	1.288	-0.16	0.540	0.696
	WCDMA II	-	-	-	-	RMC 12.2Kbps	Back	27mm	Ant 0	Full	9400	1880	23.02	24.00	1.253	0.11	0.089	0.112
	WCDMA II	-	-	-	-	RMC 12.2Kbps	Front	16mm	Ant 0	Full	9400	1880	23.02	24.00	1.253	0.09	0.121	0.152
	WCDMA II	-	-	-	-	RMC 12.2Kbps	Front	15mm	Ant 1	Full	9400	1880	22.32	23.00	1.169	0.02	0.217	0.254
	WCDMA II	-	-	-	-	RMC 12.2Kbps	Front	15mm	Ant 1	Full	9262	1852.4	22.29	23.00	1.178	0.03	0.199	0.234
	WCDMA II	-	-	-	-	RMC 12.2Kbps	Front	15mm	Ant 1	Full	9538	1907.6	22.03	23.00	1.250	0.05	0.201	0.251
	WCDMA II	-	-	-	-	RMC 12.2Kbps	Back	15mm	Ant 1	Full	9400	1880	22.32	23.00	1.169	-0.02	0.164	0.192
	LTE Band 25(2)	20M	QPSK	1	0	-	Front	15mm	Ant 0	Reduced	26340	1880	20.20	21.50	1.349	0.05	0.226	0.305
	LTE Band 25(2)	20M	QPSK	50	0	-	Front	15mm	Ant 0	Reduced	26340	1880	19.11	20.50	1.377	0.05	0.186	0.256
87	LTE Band 25(2)	20M	QPSK	1	0	-	Back	15mm	Ant 0	Reduced	26340	1880	20.20	21.50	1.349	-0.06	0.484	**0.653**
	LTE Band 25(2)	20M	QPSK	1	0	-	Back	15mm	Ant 0	Reduced	26140	1860	20.14	21.50	1.368	0.06	0.466	0.637
	LTE Band 25(2)	20M	QPSK	1	0	-	Back	15mm	Ant 0	Reduced	26590	1905	20.00	21.50	1.413	0.05	0.457	0.646
	LTE Band 25(2)	20M	QPSK	50	0	-	Back	15mm	Ant 0	Reduced	26340	1880	19.11	20.50	1.377	0.16	0.391	0.538
	LTE Band 25(2)	20M	QPSK	1	0	-	Back	27mm	Ant 0	Full	26340	1880	22.66	24.00	1.361	0.05	0.089	0.121
	LTE Band 25(2)	20M	QPSK	1	0	-	Front	16mm	Ant 0	Full	26340	1880	22.66	24.00	1.361	0.06	0.177	0.241
	LTE Band 25(2)	20M	QPSK	1	0	-	Front	15mm	Ant 1	Full	26340	1880	21.83	23.00	1.309	-0.05	0.229	0.300
	LTE Band 25(2)	20M	QPSK	1	0	-	Front	15mm	Ant 1	Full	26140	1860	21.80	23.00	1.318	0.06	0.205	0.270
	LTE Band 25(2)	20M	QPSK	1	0	-	Front	15mm	Ant 1	Full	26590	1905	21.69	23.00	1.352	0.08	0.216	0.292
	LTE Band 25(2)	20M	QPSK	50	0	-	Front	15mm	Ant 1	Full	26340	1880	20.88	22.00	1.294	-0.08	0.189	0.245
	LTE Band 25(2)	20M	QPSK	1	0	-	Back	15mm	Ant 1	Full	26340	1880	21.83	23.00	1.309	-0.04	0.197	0.258
	LTE Band 25(2)	20M	QPSK	50	0	-	Back	15mm	Ant 1	Full	26340	1880	20.88	22.00	1.294	-0.05	0.162	0.210
	FR1 n25(2)	40M	QPSK	1	1	DFT-SCS-15KHz	Front	15mm	Ant 0	Reduced	376500	1882.5	20.03	21.50	1.403	0.09	0.256	0.359
	FR1 n25(2)	40M	QPSK	108	54	DFT-SCS-15KHz	Front	15mm	Ant 0	Reduced	376500	1882.5	20.01	21.50	1.409	0.05	0.263	0.371
	FR1 n25(2)	40M	QPSK	1	1	DFT-SCS-15KHz	Back	15mm	Ant 0	Reduced	376500	1882.5	20.03	21.50	1.403	0.01	0.686	0.962
88	FR1 n25(2)	40M	QPSK	108	54	DFT-SCS-15KHz	Back	15mm	Ant 0	Reduced	376500	1882.5	20.01	21.50	1.409	0.05	0.734	**1.034**
	FR1 n25(2)_ENDC	40M	QPSK	108	54	DFT-SCS-15KHz	Back	15mm	Ant 0	Reduced	376500	1882.5	17.15	18.50	1.365	0.05	0.416	0.568
	FR1 n25(2)	40M	QPSK	216	0	DFT-SCS-15KHz	Back	15mm	Ant 0	Reduced	376500	1882.5	19.91	21.50	1.442	0.06	0.691	0.997
	FR1 n25(2)	40M	QPSK	1	1	DFT-SCS-15KHz	Back	27mm	Ant 0	Full	376500	1882.5	22.65	24.00	1.365	0.08	0.105	0.143
	FR1 n25(2)	40M	QPSK	108	54	DFT-SCS-15KHz	Back	27mm	Ant 0	Full	376500	1882.5	22.59	24.00	1.384	0.03	0.111	0.154
	FR1 n25(2)	40M	QPSK	1	1	DFT-SCS-15KHz	Front	16mm	Ant 0	Full	376500	1882.5	22.65	24.00	1.365	0.06	0.263	0.359
	FR1 n25(2)	40M	QPSK	108	54	DFT-SCS-15KHz	Front	16mm	Ant 0	Full	376500	1882.5	22.59	24.00	1.384	0.02	0.263	0.364
	FR1 n25(2)	40M	QPSK	1	1	DFT-SCS-15KHz	Front	15mm	Ant 1	Full	376500	1882.5	21.75	23.00	1.334	0.08	0.225	0.300
	FR1 n25(2)	40M	QPSK	108	54	DFT-SCS-15KHz	Front	15mm	Ant 1	Full	376500	1882.5	21.62	23.00	1.374	0.07	0.271	0.372
	FR1 n25(2)	40M	QPSK	1	1	DFT-SCS-15KHz	Back	15mm	Ant 1	Full	376500	1882.5	21.75	23.00	1.334	0.11	0.178	0.237
	FR1 n25(2)	40M	QPSK	108	54	DFT-SCS-15KHz	Back	15mm	Ant 1	Full	376500	1882.5	21.62	23.00	1.374	0.17	0.229	0.315
89	LTE Band 2_ Other PA	20M	QPSK	1	0	-	Front	15mm	Ant 1	Full	18900	1880	23.87	25.00	1.297	0.02	0.276	**0.358**
	LTE Band 2_ Other PA	20M	QPSK	1	0	-	Front	15mm	Ant 1	Full	18700	1860	23.47	25.00	1.422	0.06	0.247	0.351
	LTE Band 2_ Other PA	20M	QPSK	1	0	-	Front	15mm	Ant 1	Full	19100	1900	23.84	25.00	1.306	0.05	0.258	0.337
	LTE Band 2_ Other PA	20M	QPSK	50	0	-	Front	15mm	Ant 1	Full	18900	1880	23.08	24.00	1.236	0.06	0.217	0.268
	LTE Band 2_ Other PA	20M	QPSK	1	0	-	Back	15mm	Ant 1	Full	18900	1880	23.87	25.00	1.297	0.13	0.221	0.287
	LTE Band 2_ Other PA	20M	QPSK	50	0	-	Back	15mm	Ant 1	Full	18900	1880	23.08	24.00	1.236	0.03	0.176	0.218
	LTE Band 2	20M	QPSK	1	0	-	Front	15mm	Ant 2	Full	18900	1880	23.04	24.00	1.247	0.01	0.003	0.004
	LTE Band 2	20M	QPSK	50	0	-	Front	15mm	Ant 2	Full	18900	1880	22.05	23.00	1.245	0.1	0.001	0.001
	LTE Band 2	20M	QPSK	1	0	-	Back	15mm	Ant 2	Full	18900	1880	23.04	24.00	1.247	0.03	0.076	0.095
	LTE Band 2	20M	QPSK	1	0	-	Back	15mm	Ant 2	Full	19100	1900	22.94	24.00	1.276	0.02	0.065	0.083
	LTE Band 2	20M	QPSK	1	0	-	Back	15mm	Ant 2	Full	18900	1880	23.04	24.00	1.247	0.06	0.067	0.084
	LTE Band 2	20M	QPSK	50	0	-	Back	15mm	Ant 2	Full	18900	1880	22.05	23.00	1.245	0.02	0.060	0.075
	2300MHz																	

90	LTE Band 30	10M	QPSK	1	0	-	Front	15mm	Ant 0	Full	27710	2310	22.46	24.00	1.426	0.09	0.294	**0.419**
	LTE Band 30	10M	QPSK	25	0	-	Front	15mm	Ant 0	Full	27710	2310	21.52	23.00	1.406	-0.16	0.231	0.325
	LTE Band 30	10M	QPSK	1	0	-	Back	15mm	Ant 0	Full	27710	2310	22.46	24.00	1.426	0.04	0.273	0.389
	LTE Band 30	10M	QPSK	25	0	-	Back	15mm	Ant 0	Full	27710	2310	21.52	23.00	1.406	0.05	0.215	0.302
	LTE Band 30	10M	QPSK	1	0	-	Front	15mm	Ant 1	Full	27710	2310	20.83	22.00	1.309	0.07	0.175	0.229
	LTE Band 30	10M	QPSK	25	0	-	Front	15mm	Ant 1	Full	27710	2310	19.82	21.00	1.312	-0.17	0.140	0.184
	LTE Band 30	10M	QPSK	1	0	-	Back	15mm	Ant 1	Full	27710	2310	20.83	22.00	1.309	0.06	0.230	0.301
	LTE Band 30	10M	QPSK	25	0	-	Back	15mm	Ant 1	Full	27710	2310	19.82	21.00	1.312	-0.02	0.184	0.241
	LTE Band 30	10M	QPSK	1	0	-	Front	15mm	Ant 2	Full	27710	2310	22.73	24.00	1.340	0.01	0.029	0.039
	LTE Band 30	10M	QPSK	25	0	-	Front	15mm	Ant 2	Full	27710	2310	21.71	23.00	1.346	0.19	0.012	0.016
	LTE Band 30	10M	QPSK	1	0	-	Back	15mm	Ant 2	Full	27710	2310	22.73	24.00	1.340	-0.09	0.085	0.114
	LTE Band 30	10M	QPSK	25	0	-	Back	15mm	Ant 2	Full	27710	2310	21.71	23.00	1.346	0.09	0.074	0.100
	FR1 n30	10M	QPSK	1	1	DFT-SCS-15KHz	Front	15mm	Ant 0	Full	462000	2310	22.89	24.00	1.291	0.01	0.362	0.467
	FR1 n30	10M	QPSK	25	14	DFT-SCS-15KHz	Front	15mm	Ant 0	Full	462000	2310	22.83	24.00	1.309	-0.15	0.356	0.466
	FR1 n30	10M	QPSK	1	1	DFT-SCS-15KHz	Back	15mm	Ant 0	Full	462000	2310	22.89	24.00	1.291	0.04	0.364	0.470
91	FR1 n30	10M	QPSK	25	14	DFT-SCS-15KHz	Back	15mm	Ant 0	Full	462000	2310	22.83	24.00	1.309	0.01	0.382	**0.500**
	FR1 n30	10M	QPSK	1	1	DFT-SCS-15KHz	Front	15mm	Ant 1	Full	462000	2310	22.75	24.00	1.334	0.14	0.240	0.320
	FR1 n30	10M	QPSK	25	14	DFT-SCS-15KHz	Front	15mm	Ant 1	Full	462000	2310	22.62	24.00	1.374	-0.02	0.232	0.319
	FR1 n30	10M	QPSK	1	1	DFT-SCS-15KHz	Back	15mm	Ant 1	Full	462000	2310	22.75	24.00	1.334	0.15	0.287	0.383
	FR1 n30	10M	QPSK	25	14	DFT-SCS-15KHz	Back	15mm	Ant 1	Full	462000	2310	22.62	24.00	1.374	-0.02	0.291	0.400

Plot No.	Band	BW (MHz)	Modulation	RB Size	RB offset	Mode	Test Position	Gap (mm)	Antenna	Power Reduction	Ch.	Freq. (MHz)	Average Power (dBm)	Tune-Up Limit (dBm)	Tune-up Scaling Factor	Duty Cycle %	Duty Cycle Scaling Factor	Power Drift (dB)	Measured 1g SAR (W/kg)	Reported 1g SAR (W/kg)
									2600MHz											
	LTE Band 7	20M	QPSK	1	0	-	Front	15mm	Ant 0	Reduced	21100	2535	19.23	20.50	1.340	-	-	0.05	0.159	0.213
	LTE Band 7	20M	QPSK	50	0	-	Front	15mm	Ant 0	Reduced	21100	2535	18.41	19.50	1.285	-	-	0.02	0.127	0.163
92	LTE Band 7	20M	QPSK	1	0	-	Back	15mm	Ant 0	Reduced	21100	2535	19.23	20.50	1.340	-	-	-0.09	0.536	**0.718**
	LTE Band 7	20M	QPSK	1	0	-	Back	15mm	Ant 0	Reduced	20850	2510	19.16	20.50	1.361	-	-	0.08	0.518	0.705
	LTE Band 7	20M	QPSK	1	0	-	Back	15mm	Ant 0	Reduced	21350	2560	19.18	20.50	1.355	-	-	0.02	0.522	0.707
	LTE Band 7	20M	QPSK	50	0	-	Back	15mm	Ant 0	Reduced	21100	2535	18.41	19.50	1.285	-	-	0.01	0.436	0.560
	LTE Band 7	20M	QPSK	1	0	-	Back	27mm	Ant 0	Full	21100	2535	22.74	24.00	1.337	-	-	0.03	0.081	0.108
	LTE Band 7	20M	QPSK	1	0	-	Front	16mm	Ant 0	Full	21100	2535	22.74	24.00	1.337	-	-	0.03	0.182	0.243
	LTE Band 7_ Other PA	20M	QPSK	1	0	-	Front	15mm	Ant 5	Full	21100	2535	23.13	24.00	1.222	-	-	-0.08	0.272	0.332
	LTE Band 7_ Other PA	20M	QPSK	1	0	-	Front	15mm	Ant 5	Full	20850	2510	22.82	24.00	1.312	-	-	0.06	0.241	0.316
	LTE Band 7_ Other PA	20M	QPSK	1	0	-	Front	15mm	Ant 5	Full	21350	2560	23.11	24.00	1.227	-	-	0.01	0.255	0.313
	LTE Band 7_ Other PA	20M	QPSK	50	0	-	Front	15mm	Ant 5	Full	21100	2535	22.20	23.00	1.202	-	-	-0.12	0.212	0.255
	LTE Band 7_ Other PA	20M	QPSK	1	0	-	Back	15mm	Ant 5	Full	21100	2535	23.13	24.00	1.222	-	-	0.02	0.157	0.192
	LTE Band 7_ Other PA	20M	QPSK	50	0	-	Back	15mm	Ant 5	Full	21100	2535	22.20	23.00	1.202	-	-	0.17	0.122	0.147
	LTE Band 7_ Other PA	20M	QPSK	1	0	-	Front	15mm	Ant 6	Full	21100	2535	23.09	24.00	1.233	-	-	0.02	0.214	0.264
	LTE Band 7_ Other PA	20M	QPSK	1	0	-	Front	15mm	Ant 6	Full	20850	2510	22.94	24.00	1.276	-	-	0.01	0.196	0.250
	LTE Band 7_ Other PA	20M	QPSK	1	0	-	Front	15mm	Ant 6	Full	21350	2560	22.91	24.00	1.285	-	-	0.06	0.200	0.257
	LTE Band 7_ Other PA	20M	QPSK	50	0	-	Front	15mm	Ant 6	Full	21100	2535	22.05	23.00	1.245	-	-	-0.04	0.160	0.199
	LTE Band 7_ Other PA	20M	QPSK	1	0	-	Back	15mm	Ant 6	Full	21100	2535	23.09	24.00	1.233	-	-	-0.15	0.088	0.109
	LTE Band 7_ Other PA	20M	QPSK	50	0	-	Back	15mm	Ant 6	Full	21100	2535	22.05	23.00	1.245	-	-	-0.03	0.071	0.088
	LTE Band 41(38)	20M	QPSK	1	0	-	Front	15mm	Ant 0	Reduced	40620	2593	20.38	21.50	1.294	62.9	1.006	0.04	0.122	0.159
	LTE Band 41(38)	20M	QPSK	50	0	-	Front	15mm	Ant 0	Reduced	40620	2593	19.24	20.50	1.337	62.9	1.006	0.09	0.075	0.101
	LTE Band 41(38)	20M	QPSK	1	0	-	Back	15mm	Ant 0	Reduced	40620	2593	20.38	21.50	1.294	62.9	1.006	-0.03	0.367	0.478
	CA_41C	20M	QPSK	1	0	-	Back	15mm	Ant 0	Reduced	40620+ 40818	2593+ 2612.8	20.12	21.50	1.374	62.9	1.006	0.05	0.341	0.471
93	LTE Band 41(38)-HPUE	20M	QPSK	1	0	-	Back	15mm	Ant 0	Reduced	40620	2593	23.37	24.50	1.297	42.9	1.009	-0.03	0.544	**0.712**
	CA_41C-HPUE	20M	QPSK	1	0	-	Back	15mm	Ant 0	Reduced	40620+ 40818	2593+ 2612.8	20.32	21.50	1.312	42.9	1.009	0.01	0.256	0.339
	CA_38C-HPUE	20M	QPSK	1	0	-	Back	15mm	Ant 0	Reduced	37901+ 38099	2585.1+ 2604.9	23.21	24.50	1.346	42.9	1.009	-0.04	0.508	0.690
	LTE Band 41(38)	20M	QPSK	1	0	-	Back	15mm	Ant 0	Reduced	39750	2506	20.19	21.50	1.352	62.9	1.006	0.05	0.342	0.465
	LTE Band 41(38)	20M	QPSK	1	0	-	Back	15mm	Ant 0	Reduced	40185	2549.5	20.06	21.50	1.393	62.9	1.006	0.04	0.338	0.474
	LTE Band 41(38)	20M	QPSK	1	0	-	Back	15mm	Ant 0	Reduced	41055	2636.5	20.12	21.50	1.374	62.9	1.006	-0.01	0.328	0.453
	LTE Band 41(38)	20M	QPSK	1	0	-	Back	15mm	Ant 0	Reduced	41490	2680	20.12	21.50	1.374	62.9	1.006	0.06	0.335	0.463
	LTE Band 41(38)	20M	QPSK	50	0	-	Back	15mm	Ant 0	Reduced	40620	2593	19.24	20.50	1.337	62.9	1.006	0.15	0.334	0.449
	LTE Band 41(38)	20M	QPSK	1	0	-	Back	27mm	Ant 0	Full	40620	2593	22.97	24.00	1.268	62.9	1.006	0.06	0.476	0.607
	LTE Band 41(38)	20M	QPSK	1	0	-	Front	16mm	Ant 0	Full	40620	2593	22.97	24.00	1.268	62.9	1.006	0.01	0.103	0.131
	FR1 n41(38)	100M	QPSK	1	1	DFT-SCS-30KHz	Front	15mm	Ant 2	Full	518598	2592.99	24.46	25.00	1.132	-	-	0.05	0.071	0.080
	FR1 n41(38)	100M	QPSK	135	69	DFT-SCS-30KHz	Front	15mm	Ant 2	Full	518598	2592.99	24.31	25.00	1.172	-	-	-0.12	0.083	0.097
	FR1 n41(38)	100M	QPSK	135	69	DFT-SCS-30KHz	Front	15mm	Ant 2	Full	509202	2546.01	24.17	25.00	1.211	-	-	0.03	0.077	0.093
	FR1 n41(38)	100M	QPSK	135	69	DFT-SCS-30KHz	Front	15mm	Ant 2	Full	528000	2640	24.24	25.00	1.191	-	-	0.04	0.071	0.085
	FR1 n41(38)	100M	QPSK	1	1	DFT-SCS-30KHz	Back	15mm	Ant 2	Full	518598	2592.99	24.46	25.00	1.132	-	-	0.02	0.068	0.077
	FR1 n41(38)	100M	QPSK	135	69	DFT-SCS-30KHz	Back	15mm	Ant 2	Full	518598	2592.99	24.31	25.00	1.172	-	-	-0.09	0.065	0.076
	FR1 n41(38)-HPUE	100M	QPSK	1	1	DFT-SCS-30KHz	Front	15mm	Ant 5	Full	518598	2592.99	25.38	27.00	1.452	-	-	0.09	0.320	0.465
	FR1 n41(38)-HPUE	100M	QPSK	135	69	DFT-SCS-30KHz	Front	15mm	Ant 5	Full	518598	2592.99	25.17	27.00	1.524	-	-	-0.07	0.322	0.491
	FR1 n41(38)-HPUE	100M	QPSK	135	69	DFT-SCS-30KHz	Front	15mm	Ant 5	Full	509202	2546.01	25.33	27.00	1.469	-	-	0.04	0.301	0.442
	FR1 n41(38)-HPUE	100M	QPSK	135	69	DFT-SCS-30KHz	Front	15mm	Ant 5	Full	528000	2640	25.24	27.00	1.500	-	-	0.01	0.315	0.472
	FR1 n41(38)-HPUE	100M	QPSK	1	1	DFT-SCS-30KHz	Back	15mm	Ant 5	Full	518598	2592.99	25.38	27.00	1.452	-	-	0.07	0.184	0.267
	FR1 n41(38)-HPUE	100M	QPSK	135	69	DFT-SCS-30KHz	Back	15mm	Ant 5	Full	518598	2592.99	25.17	27.00	1.524	-	-	0.18	0.188	0.287
94	FR1 n41(38)-HPUE	100M	QPSK	1	1	DFT-SCS-30KHz	Front	15mm	Ant 6	Full	518598	2592.99	26.10	27.00	1.230	-	-	-0.12	0.621	**0.764**
	FR1 n41(38)-HPUE_UL MIMO	100M	QPSK	1	1	DFT-SCS-30KHz	Front	15mm	Ant 6	Full	518598	2592.99	20.64	21.50	1.219	-	-	0.03	0.200	0.244
	FR1 n41(38)-HPUE	100M	QPSK	1	1	DFT-SCS-30KHz	Front	15mm	Ant 6	Full	509202	2546.01	26.03	27.00	1.250	-	-	0.06	0.589	0.736
	FR1 n41(38)-HPUE	100M	QPSK	1	1	DFT-SCS-30KHz	Front	15mm	Ant 6	Full	528000	2640	25.96	27.00	1.271	-	-	0.01	0.600	0.762
	FR1 n41(38)-HPUE	100M	QPSK	135	69	DFT-SCS-30KHz	Front	15mm	Ant 6	Full	518598	2592.99	25.92	27.00	1.282	-	-	0.05	0.449	0.576

	FR1 n41(38)-HPUE	100M	QPSK	1	1	DFT-SCS-30KHz	Back	15mm	Ant 6	Full	518598	2592.99	26.10	27.00	1.230	-	-	0.03	0.268	0.330
	FR1 n41(38)-HPUE	100M	QPSK	135	69	DFT-SCS-30KHz	Back	15mm	Ant 6	Full	518598	2592.99	25.92	27.00	1.282	-	-	0.08	0.216	0.277
	FR1 n41(38)-HPUE	100M	QPSK	1	1	DFT-SCS-30KHz	Front	15mm	Ant 8	Full	518598	2592.99	24.21	25.00	1.199	-	-	0.19	0.483	0.579
	FR1 n41(38)-HPUE	100M	QPSK	1	1	DFT-SCS-30KHz	Front	15mm	Ant 8	Full	509202	2546.01	24.08	25.00	1.236	-	-	0.01	0.462	0.571
	FR1 n41(38)-HPUE	100M	QPSK	1	1	DFT-SCS-30KHz	Front	15mm	Ant 8	Full	528000	2640	24.15	25.00	1.216	-	-	0.04	0.471	0.573
	FR1 n41(38)-HPUE	100M	QPSK	135	69	DFT-SCS-30KHz	Front	15mm	Ant 8	Full	518598	2592.99	23.92	25.00	1.282	-	-	0.05	0.385	0.494
	FR1 n41(38)-HPUE	100M	QPSK	1	1	DFT-SCS-30KHz	Back	15mm	Ant 8	Full	518598	2592.99	24.21	25.00	1.199	-	-	0.03	0.414	0.497
	FR1 n41(38)-HPUE	100M	QPSK	135	69	DFT-SCS-30KHz	Back	15mm	Ant 8	Full	518598	2592.99	23.92	25.00	1.282	-	-	0.03	0.303	0.389
	FR1 n7	40M	QPSK	1	1	DFT-SCS-15KHz	Front	15mm	Ant 5	Full	507000	2535	23.11	24.00	1.227	-	-	-0.17	0.359	0.441
95	FR1 n7	40M	QPSK	108	54	DFT-SCS-15KHz	Front	15mm	Ant 5	Full	507000	2535	22.96	24.00	1.271	-	-	0.08	0.360	**0.457**
	FR1 n7	40M	QPSK	108	54	DFT-SCS-15KHz	Front	15mm	Ant 5	Full	505000	2525	22.92	24.00	1.282	-	-	0.03	0.344	0.441
	FR1 n7	40M	QPSK	108	54	DFT-SCS-15KHz	Front	15mm	Ant 5	Full	509000	2545	22.90	24.00	1.288	-	-	0.01	0.350	0.451
	FR1 n7	40M	QPSK	1	1	DFT-SCS-15KHz	Back	15mm	Ant 5	Full	507000	2535	23.11	24.00	1.227	-	-	-0.04	0.193	0.237
	FR1 n7	40M	QPSK	108	54	DFT-SCS-15KHz	Back	15mm	Ant 5	Full	507000	2535	22.96	24.00	1.271	-	-	-0.11	0.197	0.250
								3500MHz												
	FR1 n48 Part 96	40M	QPSK	1	1	DFT-SCS-30KHz	Front	15mm	Ant 2	Full	641666	3624.99	20.30	21.00	1.175	-	-	0.02	0.055	0.065
	FR1 n48 Part 96	40M	QPSK	50	28	DFT-SCS-30KHz	Front	15mm	Ant 2	Full	641666	3624.99	20.27	21.00	1.183	-	-	0.06	0.051	0.060
	FR1 n48 Part 96	40M	QPSK	1	1	DFT-SCS-30KHz	Back	15mm	Ant 2	Full	641666	3624.99	20.30	21.00	1.175	-	-	0.04	0.162	0.190
	FR1 n48 Part 96	40M	QPSK	1	1	DFT-SCS-30KHz	Back	15mm	Ant 2	Full	638000	3570	20.15	21.00	1.216	-	-	-0.01	0.148	0.180
	FR1 n48 Part 96	40M	QPSK	1	1	DFT-SCS-30KHz	Back	15mm	Ant 2	Full	645332	3679.98	20.23	21.00	1.194	-	-	0.08	0.157	0.187
	FR1 n48 Part 96	40M	QPSK	50	28	DFT-SCS-30KHz	Back	15mm	Ant 2	Full	641666	3624.99	20.27	21.00	1.183	-	-	0.01	0.160	0.189
	FR1 n48 Part 96	40M	QPSK	1	1	DFT-SCS-30KHz	Front	15mm	Ant 3	Full	641666	3624.99	20.18	21.00	1.208	-	-	0.02	0.046	0.056
	FR1 n48 Part 96	40M	QPSK	1	1	DFT-SCS-30KHz	Front	15mm	Ant 3	Full	638000	3570	20.01	21.00	1.256	-	-	0.06	0.040	0.050
	FR1 n48 Part 96	40M	QPSK	1	1	DFT-SCS-30KHz	Front	15mm	Ant 3	Full	645332	3679.98	20.14	21.00	1.219	-	-	0.04	0.043	0.052
	FR1 n48 Part 96	40M	QPSK	50	28	DFT-SCS-30KHz	Front	15mm	Ant 3	Full	641666	3624.99	20.08	21.00	1.236	-	-	0.09	0.044	0.054
	FR1 n48 Part 96	40M	QPSK	1	1	DFT-SCS-30KHz	Back	15mm	Ant 3	Full	641666	3624.99	20.18	21.00	1.208	-	-	0.04	0.031	0.037
	FR1 n48 Part 96	40M	QPSK	50	28	DFT-SCS-30KHz	Back	15mm	Ant 3	Full	641666	3624.99	20.08	21.00	1.236	-	-	0.06	0.028	0.035
	FR1 n48 Part 96_ UL MIMO	40M	QPSK	1	1	DFT-SCS-30KHz	Front	15mm	Ant 7	Full	641666	3624.99	20.46	21.00	1.132	-	-	0.05	0.140	0.159
	FR1 n48 Part 96_ UL MIMO	40M	QPSK	50	28	DFT-SCS-30KHz	Front	15mm	Ant 7	Full	641666	3624.99	20.41	21.00	1.146	-	-	0.14	0.097	0.111
96	FR1 n48 Part 96_ UL MIMO	40M	QPSK	1	1	DFT-SCS-30KHz	Back	15mm	Ant 7	Full	641666	3624.99	20.46	21.00	1.132	-	-	0.05	0.255	**0.289**
	FR1 n48 Part 96_ UL MIMO	40M	QPSK	50	28	DFT-SCS-30KHz	Back	15mm	Ant 7	Full	641666	3624.99	20.41	21.00	1.146	-	-	-0.1	0.201	0.230
	FR1 n48 Part 96	40M	QPSK	1	1	DFT-SCS-30KHz	Front	15mm	Ant 8	Full	641666	3624.99	20.09	21.00	1.233	-	-	0.09	0.139	0.171
	FR1 n48 Part 96	40M	QPSK	50	28	DFT-SCS-30KHz	Front	15mm	Ant 8	Full	641666	3624.99	20.07	21.00	1.239	-	-	0.05	0.142	0.176
	FR1 n48 Part 96	40M	QPSK	1	1	DFT-SCS-30KHz	Back	15mm	Ant 8	Full	641666	3624.99	20.09	21.00	1.233	-	-	0.02	0.162	0.200
	FR1 n48 Part 96	40M	QPSK	50	28	DFT-SCS-30KHz	Back	15mm	Ant 8	Full	641666	3624.99	20.07	21.00	1.239	-	-	-0.06	0.174	0.216
	FR1 n48 Part 96	40M	QPSK	50	28	DFT-SCS-30KHz	Back	15mm	Ant 8	Full	638000	3570	19.91	21.00	1.285	-	-	-0.05	0.166	0.213
	FR1 n48 Part 96	40M	QPSK	50	28	DFT-SCS-30KHz	Back	15mm	Ant 8	Full	645332	3679.98	19.97	21.00	1.268	-	-	0.01	0.164	0.208
	FR1 n77(78) HPUE_Par27O	100M	QPSK	1	1	DFT-SCS-30KHz	Front	15mm	Ant 2	Full	656000	3840	25.47	27.00	1.422	-	-	-0.07	0.325	0.462
	FR1 n77(78) HPUE_Par27O	100M	QPSK	135	69	DFT-SCS-30KHz	Front	15mm	Ant 2	Full	656000	3840	25.41	27.00	1.442	-	-	0.02	0.316	0.456
97	FR1 n77(78) HPUE_Par27O	100M	QPSK	1	1	DFT-SCS-30KHz	Back	15mm	Ant 2	Reduced	656000	3840	24.59	26.00	1.384	-	-	0.02	0.808	**1.118**
	FR1 n77(78) HPUE_Par27O	100M	QPSK	1	1	DFT-SCS-30KHz	Back	15mm	Ant 2	Reduced	650000	3750	24.46	26.00	1.426	-	-	0.01	0.762	1.086
	FR1 n77(78) HPUE_Par27O	100M	QPSK	1	1	DFT-SCS-30KHz	Back	15mm	Ant 2	Reduced	662000	3930	24.51	26.00	1.409	-	-	0.06	0.788	1.111
	FR1 n77(78) HPUE_Par27O	100M	QPSK	135	69	DFT-SCS-30KHz	Back	15mm	Ant 2	Reduced	656000	3840	24.54	26.00	1.400	-	-	-0.17	0.798	1.117
	FR1 n77(78) HPUE_Par27O	100M	QPSK	270	0	DFT-SCS-30KHz	Back	15mm	Ant 2	Reduced	656000	3840	24.52	26.00	1.406	-	-	0.08	0.755	1.062
	FR1 n77(78) HPUE_Par27O	100M	QPSK	1	1	DFT-SCS-30KHz	Back	18mm	Ant 2	Full	656000	3840	25.47	27.00	1.422	-	-	0.05	0.671	0.954
	FR1 n77(78) HPUE_Par27O	100M	QPSK	135	69	DFT-SCS-30KHz	Back	18mm	Ant 2	Full	656000	3840	25.41	27.00	1.442	-	-	0.02	0.624	0.900
	FR1 n77(78) HPUE_Par27O	100M	QPSK	270	0	DFT-SCS-30KHz	Back	18mm	Ant 2	Full	656000	3840	24.41	26.00	1.442	-	-	0.04	0.618	0.891
	FR1 n77(78) HPUE_Par27Q	100M	QPSK	1	1	DFT-SCS-30KHz	Front	15mm	Ant 2	Full	633334	3500.01	24.36	25.00	1.159	-	-	0.08	0.163	0.189
	FR1 n77(78) HPUE_Par27Q	100M	QPSK	135	69	DFT-SCS-30KHz	Front	15mm	Ant 2	Full	633334	3500.01	23.98	25.00	1.265	-	-	0.03	0.162	0.205
	FR1 n77(78) HPUE_Par27Q	100M	QPSK	1	1	DFT-SCS-30KHz	Back	15mm	Ant 2	Reduced	633334	3500.01	24.36	25.00	1.159	-	-	-0.01	0.360	0.417
	FR1 n77(78) HPUE_Par27Q	100M	QPSK	135	69	DFT-SCS-30KHz	Back	15mm	Ant 2	Reduced	633334	3500.01	23.98	25.00	1.265	-	-	0.03	0.328	0.415
	FR1 n77(78) HPUE_Par27Q	100M	QPSK	1	1	DFT-SCS-30KHz	Back	18mm	Ant 2	Full	633334	3500.01	24.36	25.00	1.159	-	-	0.06	0.311	0.360
	FR1 n77(78) HPUE_Par27O	100M	QPSK	1	1	DFT-SCS-30KHz	Front	15mm	Ant 3	Full	656000	3840	24.16	25.00	1.213	-	-	-0.04	0.266	0.323
	FR1 n77(78) HPUE_Par27O	100M	QPSK	135	69	DFT-SCS-30KHz	Front	15mm	Ant 3	Full	656000	3840	24.12	25.00	1.225	-	-	-0.09	0.308	0.377
	FR1 n77(78) HPUE_Par27O	100M	QPSK	135	69	DFT-SCS-30KHz	Front	15mm	Ant 3	Full	650000	3750	24.04	25.00	1.247	-	-	0.09	0.268	0.334
	FR1 n77(78) HPUE_Par27O	100M	QPSK	135	69	DFT-SCS-30KHz	Front	15mm	Ant 3	Full	662000	3930	24.00	25.00	1.259	-	-	0.01	0.289	0.364

	FR1 n77(78) HPUE_Par27O	100M	QPSK	1	1	DFT-SCS-30KHz	Back	15mm	Ant 3	Full	656000	3840	24.16	25.00	1.213	-	-	-0.16	0.113	0.137
	FR1 n77(78) HPUE_Par27O	100M	QPSK	135	69	DFT-SCS-30KHz	Back	15mm	Ant 3	Full	656000	3840	24.12	25.00	1.225	-	-	0.06	0.126	0.154
	FR1 n77(78) HPUE_Par27Q	100M	QPSK	1	1	DFT-SCS-30KHz	Front	15mm	Ant 3	Full	633334	3500.01	23.49	24.00	1.125	-	-	-0.06	0.359	0.404
	FR1 n77(78) HPUE_Par27Q	100M	QPSK	135	69	DFT-SCS-30KHz	Front	15mm	Ant 3	Full	633334	3500.01	23.32	24.00	1.169	-	-	0.19	0.279	0.326
	FR1 n77(78) HPUE_Par27Q	100M	QPSK	1	1	DFT-SCS-30KHz	Back	15mm	Ant 3	Full	633334	3500.01	23.49	24.00	1.125	-	-	0.04	0.139	0.156
	FR1 n77(78) HPUE_Par27Q	100M	QPSK	135	69	DFT-SCS-30KHz	Back	15mm	Ant 3	Full	633334	3500.01	23.32	24.00	1.169	-	-	-0.17	0.116	0.136
	FR1 n77(78) HPUE_Par27O	100M	QPSK	1	1	DFT-SCS-30KHz	Front	15mm	Ant 7	Reduced	656000	3840	23.23	24.00	1.194	-	-	0.08	0.399	0.476
	FR1 n77(78) HPUE_Par27O	100M	QPSK	135	69	DFT-SCS-30KHz	Front	15mm	Ant 7	Reduced	656000	3840	23.18	24.00	1.208	-	-	0.18	0.383	0.463
	FR1 n77(78) HPUE_Par27O	100M	QPSK	1	1	DFT-SCS-30KHz	Back	15mm	Ant 7	Reduced	656000	3840	23.23	24.00	1.194	-	-	-0.08	0.538	0.642
	FR1 n77(78) HPUE_Par27O	100M	QPSK	1	1	DFT-SCS-30KHz	Back	15mm	Ant 7	Reduced	650000	3750	23.09	24.00	1.233	-	-	0.03	0.501	0.618
	FR1 n77(78) HPUE_Par27O	100M	QPSK	1	1	DFT-SCS-30KHz	Back	15mm	Ant 7	Reduced	662000	3930	23.12	24.00	1.225	-	-	0.01	0.518	0.634
	FR1 n77(78) HPUE_Par27O _UL MIMO	100M	QPSK	1	1	DFT-SCS-30KHz	Back	15mm	Ant 7	Reduced	656000	3840	20.22	21.00	1.197	-	-	0.08	0.291	0.348
	FR1 n77(78) HPUE_Par27O	100M	QPSK	135	69	DFT-SCS-30KHz	Back	15mm	Ant 7	Reduced	656000	3840	23.18	24.00	1.208	-	-	0.03	0.409	0.494
	FR1 n77(78) HPUE_Par27O	100M	QPSK	1	1	DFT-SCS-30KHz	Back	27mm	Ant 7	Full	656000	3840	26.27	27.00	1.183	-	-	0.09	0.211	0.250
	FR1 n77(78) HPUE_Par27O	100M	QPSK	1	1	DFT-SCS-30KHz	Front	16mm	Ant 7	Full	656000	3840	26.27	27.00	1.183	-	-	0.08	0.399	0.472
	FR1 n77(78) HPUE_Par27Q	100M	QPSK	1	1	DFT-SCS-30KHz	Front	15mm	Ant 7	Reduced	633334	3500.01	23.48	24.00	1.127	-	-	-0.15	0.246	0.277
	FR1 n77(78) HPUE_Par27Q	100M	QPSK	135	69	DFT-SCS-30KHz	Front	15mm	Ant 7	Reduced	633334	3500.01	23.41	24.00	1.146	-	-	0.16	0.216	0.247
	FR1 n77(78) HPUE_Par27Q	100M	QPSK	1	1	DFT-SCS-30KHz	Back	15mm	Ant 7	Reduced	633334	3500.01	23.48	24.00	1.127	-	-	0.1	0.507	0.571
	FR1 n77(78) HPUE_Par27Q _UL MIMO	100M	QPSK	1	1	DFT-SCS-30KHz	Back	15mm	Ant 7	Reduced	633334	3500.01	20.43	21.00	1.140	-	-	0.03	0.236	0.269
	FR1 n77(78) HPUE_Par27Q	100M	QPSK	135	69	DFT-SCS-30KHz	Back	15mm	Ant 7	Reduced	633334	3500.01	23.41	24.00	1.146	-	-	-0.15	0.450	0.515
	FR1 n77(78) HPUE_Par27Q	100M	QPSK	1	1	DFT-SCS-30KHz	Back	27mm	Ant 7	Full	633334	3500.01	25.91	27.00	1.285	-	-	0.02	0.145	0.186
	FR1 n77(78) HPUE_Par27Q	100M	QPSK	1	1	DFT-SCS-30KHz	Front	16mm	Ant 7	Full	633334	3500.01	25.91	27.00	1.285	-	-	-0.15	0.344	0.442
	FR1 n77(78) HPUE_Par27O	100M	QPSK	1	1	DFT-SCS-30KHz	Front	15mm	Ant 8	Full	656000	3840	25.68	27.00	1.355	-	-	-0.01	0.714	0.968
	FR1 n77(78) HPUE_Par27O	100M	QPSK	135	69	DFT-SCS-30KHz	Front	15mm	Ant 8	Full	656000	3840	25.64	27.00	1.368	-	-	-0.16	0.754	1.031
	FR1 n77(78) HPUE_Par27O	100M	QPSK	135	69	DFT-SCS-30KHz	Front	15mm	Ant 8	Full	650000	3750	25.55	27.00	1.396	-	-	0.02	0.722	1.008
	FR1 n77(78) HPUE_Par27O	100M	QPSK	135	69	DFT-SCS-30KHz	Front	15mm	Ant 8	Full	662000	3930	25.55	27.00	1.396	-	-	0.06	0.730	1.019
	FR1 n77(78) HPUE_Par27O_ENDC	100M	QPSK	135	69	DFT-SCS-30KHz	Front	15mm	Ant 8	Simultaneous	656000	3840	17.71	19.00	1.346	-	-	0.07	0.142	0.191
	FR1 n77(78) HPUE_Par27O	100M	QPSK	270	0	DFT-SCS-30KHz	Front	15mm	Ant 8	Full	656000	3840	24.67	26.00	1.358	-	-	-0.16	0.711	0.966
	FR1 n77(78) HPUE_Par27O	100M	QPSK	1	1	DFT-SCS-30KHz	Back	15mm	Ant 8	Reduced	656000	3840	20.66	22.00	1.361	-	-	0.09	0.446	0.607
	FR1 n77(78) HPUE_Par27O	100M	QPSK	135	69	DFT-SCS-30KHz	Back	15mm	Ant 8	Reduced	656000	3840	20.55	22.00	1.396	-	-	-0.12	0.480	0.670
	FR1 n77(78) HPUE_Par27O_ENDC	100M	QPSK	135	69	DFT-SCS-30KHz	Back	15mm	Ant 8	Simultaneous	656000	3840	17.71	19.00	1.346	-	-	0.05	0.268	0.361
	FR1 n77(78) HPUE_Par27O	100M	QPSK	1	1	DFT-SCS-30KHz	Back	28mm	Ant 8	Full	656000	3840	25.68	27.00	1.355	-	-	-0.12	0.412	0.558
	FR1 n77(78) HPUE_Par27O	100M	QPSK	135	69	DFT-SCS-30KHz	Back	28mm	Ant 8	Full	656000	3840	25.64	27.00	1.368	-	-	-0.12	0.416	0.569
	FR1 n77(78) HPUE_Par27Q	100M	QPSK	1	1	DFT-SCS-30KHz	Front	15mm	Ant 8	Full	633334	3500.01	25.72	27.00	1.343	-	-	-0.13	0.664	0.892
	FR1 n77(78) HPUE_Par27Q	100M	QPSK	135	69	DFT-SCS-30KHz	Front	15mm	Ant 8	Full	633334	3500.01	25.45	27.00	1.429	-	-	0.03	0.689	0.985
	FR1 n77(78) HPUE_Par27Q_ENDC	100M	QPSK	135	69	DFT-SCS-30KHz	Front	15mm	Ant 8	Simultaneous	633334	3500.01	17.71	19.00	1.346	-	-	-0.03	0.121	0.163
	FR1 n77(78) HPUE_Par27Q	100M	QPSK	270	0	DFT-SCS-30KHz	Front	15mm	Ant 8	Full	633334	3500.01	24.51	26.00	1.409	-	-	0.07	0.677	0.954
	FR1 n77(78) HPUE_Par27Q	100M	QPSK	1	1	DFT-SCS-30KHz	Back	15mm	Ant 8	Reduced	633334	3500.01	20.78	22.00	1.324	-	-	0.07	0.128	0.170
	FR1 n77(78) HPUE_Par27Q	100M	QPSK	135	69	DFT-SCS-30KHz	Back	15mm	Ant 8	Reduced	633334	3500.01	20.71	22.00	1.346	-	-	0.04	0.153	0.206
	FR1 n77(78) HPUE_Par27Q_ENDC	100M	QPSK	135	69	DFT-SCS-30KHz	Back	15mm	Ant 8	Simultaneous	633334	3500.01	17.71	19.00	1.346	-	-	0.01	0.086	0.116
	FR1 n77(78) HPUE_Par27Q	100M	QPSK	1	1	DFT-SCS-30KHz	Back	28mm	Ant 8	Full	633334	3500.01	25.72	27.00	1.343	-	-	0.04	0.122	0.164
	FR1 n77(78) HPUE_Par27Q	100M	QPSK	135	69	DFT-SCS-30KHz	Back	28mm	Ant 8	Full	633334	3500.01	25.45	27.00	1.429	-	-	0.04	0.194	0.277
	LTE Band 42 Part 27Q	20M	QPSK	1	0	-	Front	15mm	Ant 8	Full	42590	3500	23.73	24.50	1.194	62.9	1.006	0.05	0.388	0.466
	LTE Band 42 Part 27Q	20M	QPSK	1	0	-	Front	15mm	Ant 8	Full	42190	3460	23.59	24.50	1.233	62.9	1.006	0.06	0.371	0.460
	LTE Band 42 Part 27Q	20M	QPSK	1	0	-	Front	15mm	Ant 8	Full	42990	3540	23.56	24.50	1.242	62.9	1.006	0.05	0.376	0.470
	CA_42C	20M	QPSK	1	0	-	Front	15mm	Ant 8	Full	42990+ 42792	3540+ 3559.8	23.50	24.50	1.259	62.9	1.006	-0.04	0.303	0.384
98	LTE Band 42 Part 27Q-HPUE	20M	QPSK	1	0	-	Front	15mm	Ant 8	Full	42990	3540	26.40	27.50	1.288	42.9	1.009	-0.09	0.547	**0.711**
	CA_42C-HPUE	20M	QPSK	1	0	-	Front	15mm	Ant 8	Full	42990+ 42792	3540+ 3559.8	23.90	24.50	1.148	42.9	1.009	0.04	0.231	0.268
	LTE Band 42 Part 27Q	20M	QPSK	50	0	-	Front	15mm	Ant 8	Full	42590	3500	22.70	23.50	1.202	62.9	1.006	0.03	0.282	0.341
	LTE Band 42 Part 27Q	20M	QPSK	1	0	-	Back	15mm	Ant 8	Full	42590	3500	23.73	24.50	1.194	62.9	1.006	-0.06	0.172	0.207
	LTE Band 42 Part 27Q	20M	QPSK	50	0	-	Back	15mm	Ant 8	Full	42590	3500	22.70	23.50	1.202	62.9	1.006	0.13	0.143	0.173
	LTE Band 42 Part 96-HPUE	20M	QPSK	1	0	-	Front	15mm	Ant 8	Full	43340	3575	25.20	26.00	1.202	42.9	1.009	0.02	0.209	0.254
	LTE Band 42 Part 96-HPUE	20M	QPSK	1	0	-	Front	15mm	Ant 8	Full	43190	3560	24.95	26.00	1.274	42.9	1.009	0.06	0.276	0.355
	CA_42C-HPUE	20M	QPSK	1	0	-	Front	15mm	Ant 8	Full	43190+ 43388	3560+ 3579.8	23.67	24.50	1.211	42.9	1.009	0.04	0.181	0.221
	LTE Band 42 Part 96-HPUE	20M	QPSK	1	0	-	Front	15mm	Ant 8	Full	43490	3590	25.17	26.00	1.211	42.9	1.009	0.08	0.242	0.296

	LTE Band 42 Part 96-HPUE	20M	QPSK	50	0	-	Front	15mm	Ant 8	Full	43340	3575	24.22	25.00	1.197	42.9	1.009	0.03	0.166	0.200
	LTE Band 42 Part 96-HPUE	20M	QPSK	1	0	-	Back	15mm	Ant 8	Full	43340	3575	25.20	26.00	1.202	42.9	1.009	-0.04	0.204	0.247
	LTE Band 42 Part 96-HPUE	20M	QPSK	50	0	-	Back	15mm	Ant 8	Full	43340	3575	24.22	25.00	1.197	42.9	1.009	0.04	0.165	0.199
99	LTE Band 48(43)	20M	QPSK	1	0	-	Front	15mm	Ant 8	Full	55830	3609	23.80	24.50	1.175	62.9	1.006	-0.01	0.214	**0.253**
	CA_48C	20M	QPSK	1	0	-	Front	15mm	Ant 8	Full	55830+ 56028	3609+ 3628.8	23.72	24.50	1.197	62.9	1.006	0.07	0.199	0.240
	LTE Band 48(43)	20M	QPSK	1	0	-	Front	15mm	Ant 8	Full	55340	3560	23.62	24.50	1.225	62.9	1.006	0.03	0.201	0.248
	LTE Band 48(43)	20M	QPSK	1	0	-	Front	15mm	Ant 8	Full	56150	3641	23.69	24.50	1.205	62.9	1.006	0.04	0.198	0.240
	LTE Band 48(43)	20M	QPSK	1	0	-	Front	15mm	Ant 8	Full	56640	3690	23.68	24.50	1.208	62.9	1.006	0	0.203	0.247
	LTE Band 48(43)	20M	QPSK	50	0	-	Front	15mm	Ant 8	Full	55830	3609	22.79	23.50	1.178	62.9	1.006	-0.01	0.196	0.232
	LTE Band 48(43)	20M	QPSK	1	0	-	Back	15mm	Ant 8	Full	55830	3609	23.80	24.50	1.175	62.9	1.006	0.02	0.183	0.216
	LTE Band 48(43)	20M	QPSK	50	0	-	Back	15mm	Ant 8	Full	55830	3609	22.79	23.50	1.178	62.9	1.006	0.05	0.160	0.190

Plot No.	Band	Mode	Test Position	Gap (mm)	Antenna	Power Reduction	Ch.	Freq. (MHz)	Average Power (dBm)	Tune-Up Limit (dBm)	Tune-up Scaling Factor	Duty Cycle %	Duty Cycle Scaling Factor	Power Drift (dB)	Measured 1g SAR (W/kg)	Reported 1g SAR (W/kg)
						WIFI/BT										
	WLAN2.4GHz	802.11b 1Mbps	Front	15mm	Ant 9+10	Full	1	2412	22.07	23.00	1.239	100	1.000	0.03	0.109	0.135
100	WLAN2.4GHz	802.11b 1Mbps	Back	15mm	Ant 9+10	Full	1	2412	22.07	23.00	1.239	100	1.000	-0.05	0.180	**0.223**
	WLAN2.4GHz	802.11b 1Mbps	Back	15mm	Ant 9+10	Full	6	2437	21.86	23.00	1.302	100	1.000	0.02	0.155	0.202
	WLAN2.4GHz	802.11b 1Mbps	Back	15mm	Ant 9+10	Full	11	2462	21.74	23.00	1.338	100	1.000	0.06	0.164	0.219
	Bluetooth	1Mbps	Front	15mm	Ant 9	Full	39	2441	12.45	13.00	1.135	76.91	1.083	-0.01	0.026	0.032
101	Bluetooth	1Mbps	Back	15mm	Ant 9	Full	39	2441	12.45	13.00	1.135	76.91	1.083	0.03	0.032	**0.039**
	Bluetooth	1Mbps	Back	15mm	Ant 9	Full	0	2402	12.36	13.00	1.159	76.91	1.083	0.07	0.027	0.034
	Bluetooth	1Mbps	Back	15mm	Ant 9	Full	78	2480	12.40	13.00	1.148	76.91	1.083	-0.12	0.021	0.026
	WLAN5.3GHz	802.11a 6Mbps	Front	15mm	Ant 9+10	Full	64	5320	22.43	23.50	1.281	99.27	1.007	0.06	0.160	0.206
102	WLAN5.3GHz	802.11a 6Mbps	Back	15mm	Ant 9+10	Full	64	5320	22.43	23.50	1.281	99.27	1.007	0.09	0.234	**0.302**
	WLAN5.3GHz	802.11a 6Mbps	Back	15mm	Ant 9+10	Full	56	5280	22.32	23.50	1.312	99.27	1.007	0.06	0.208	0.275
	WLAN5.3GHz	802.11a 6Mbps	Back	15mm	Ant 9+10	Full	52	5260	22.39	23.50	1.292	99.27	1.007	0.03	0.203	0.264
	WLAN5.5GHz	802.11a 6Mbps	Front	15mm	Ant 9+10	Full	124	5620	22.07	23.00	1.240	99.27	1.007	0.06	0.167	0.208
103	WLAN5.5GHz	802.11a 6Mbps	Back	15mm	Ant 9+10	Full	124	5620	22.07	23.00	1.240	99.27	1.007	0.02	0.445	**0.555**
	WLAN5.5GHz	802.11a 6Mbps	Back	15mm	Ant 9+10	Full	132	5660	21.97	23.00	1.268	99.27	1.007	0.08	0.417	0.533
	WLAN5.5GHz	802.11a 6Mbps	Back	15mm	Ant 9+10	Full	100	5500	21.79	23.00	1.323	99.27	1.007	0.01	0.366	0.487
	WLAN5.5GHz	802.11a 6Mbps	Back	15mm	Ant 9+10	Full	140	5700	21.85	23.00	1.303	99.27	1.007	0.03	0.393	0.516
	WLAN5.5GHz	802.11a 6Mbps	Back	15mm	Ant 9+10	Full	144	5720	21.83	23.00	1.309	99.27	1.007	0.06	0.385	0.508
	WLAN5.5GHz	802.11a 6Mbps	Back	15mm	Ant 9+10	Simultaneous	100	5500	20.08	21.50	1.387	99.27	1.007	0.06	0.274	0.383
	WLAN5.8GHz	802.11a 6Mbps	Front	15mm	Ant 9+10	Full	149	5745	22.01	23.00	1.256	99.27	1.007	0.06	0.186	0.235
104	WLAN5.8GHz	802.11a 6Mbps	Back	15mm	Ant 9+10	Full	149	5745	22.01	23.00	1.256	99.27	1.007	0.08	0.494	**0.625**
	WLAN5.8GHz	802.11a 6Mbps	Back	15mm	Ant 9+10	Full	157	5785	21.97	23.00	1.269	99.27	1.007	0.02	0.480	0.613
	WLAN5.8GHz	802.11a 6Mbps	Back	15mm	Ant 9+10	Full	165	5825	21.95	23.00	1.272	99.27	1.007	0.08	0.448	0.574
	WLAN5.8GHz	802.11n-HT40 MCS0	Back	15mm	Ant 9+10	Simultaneous	151	5755	20.00	21.00	1.259	99.4	1.006	0.06	0.268	0.339

15.4 Product specific 10g SAR

Plot No.	Band	BW (MHz)	Modulation	RB Size	RB offset	Mode	Test Position	Gap (mm)	Antenna	Power Reduction	Ch.	Freq. (MHz)	Average Power (dBm)	Tune-Up Limit (dBm)	Tune-up Scaling Factor	Power Drift (dB)	Measured 10g SAR (W/kg)	Reported 10g SAR (W/kg)
1750MHz																		
	LTE Band 66(4)	20M	QPSK	1	0	-	Back	0mm	Ant 0	Reduced	132322	1745	20.79	22.00	1.321	0.02	2.01	2.656
	LTE Band 66(4)	20M	QPSK	1	0	-	Back	0mm	Ant 0	Reduced	132072	1720	20.61	22.00	1.377	-0.17	1.92	2.644
105	LTE Band 66(4)	20M	QPSK	1	0	-	Back	0mm	Ant 0	Reduced	132572	1770	20.58	22.00	1.387	-0.01	2.03	**2.815**
	CA_66C	20M	QPSK	1	0	-	Back	0mm	Ant 0	Reduced	132572+ 132374	1770+ 1750.2	20.51	22.00	1.409	0.05	1.88	2.649
	LTE Band 66(4)	20M	QPSK	50	0	-	Back	0mm	Ant 0	Reduced	132322	1745	19.74	21.00	1.337	0.03	1.97	2.633
	LTE Band 66(4)	20M	QPSK	50	0	-	Back	0mm	Ant 0	Reduced	132072	1720	19.62	21.00	1.374	0.02	1.88	2.583
	LTE Band 66(4)	20M	QPSK	50	0	-	Back	0mm	Ant 0	Reduced	132572	1770	19.68	21.00	1.355	-0.16	1.95	2.643
	LTE Band 66(4)	20M	QPSK	100	0	-	Back	0mm	Ant 0	Reduced	132322	1745	19.63	21.00	1.371	-0.02	1.92	2.632
	LTE Band 66(4)	20M	QPSK	1	0	-	Back	27mm	Ant 0	Full	132572	1770	22.67	24.00	1.358	-0.01	0.048	0.065
1900MHz																		
106	GSM1900	-	-	-	-	GPRS (4 Tx slots)	Back	0mm	Ant 0	Reduced	661	1880	24.06	25.00	1.242	0.04	2.11	**2.620**
	GSM1900	-	-	-	-	GPRS (4 Tx slots)	Back	0mm	Ant 0	Reduced	512	1850.2	23.85	25.00	1.303	0.01	1.88	2.450
	GSM1900	-	-	-	-	GPRS (4 Tx slots)	Back	0mm	Ant 0	Reduced	810	1909.8	23.97	25.00	1.268	-0.01	1.97	2.497
	GSM1900	-	-	-	-	GPRS (3 Tx slots)	Back	27mm	Ant 0	Reduced	661	1880	26.44	27.50	1.276	0.01	0.12	0.154
	WCDMA II	-	-	-	-	RMC 12.2Kbps	Back	0mm	Ant 0	Reduced	9400	1880	21.23	22.00	1.194	-0.09	1.92	2.292
107	WCDMA II	-	-	-	-	RMC 12.2Kbps	Back	0mm	Ant 0	Reduced	9262	1852.4	20.89	22.00	1.291	0.02	1.96	**2.531**
	WCDMA II	-	-	-	-	RMC 12.2Kbps	Back	0mm	Ant 0	Reduced	9538	1907.6	20.90	22.00	1.288	0.03	1.87	2.409
	WCDMA II	-	-	-	-	RMC 12.2Kbps	Back	27mm	Ant 0	Full	9262	1852.4	23.02	24.00	1.253	0.05	0.116	0.145
	LTE Band 25(2)	20M	QPSK	1	0	-	Back	0mm	Ant 0	Reduced	26340	1880	20.20	21.50	1.349	0.18	1.72	2.320
108	LTE Band 25(2)	20M	QPSK	1	0	-	Back	0mm	Ant 0	Reduced	26140	1860	20.14	21.50	1.368	-0.09	1.79	**2.448**
	LTE Band 25(2)	20M	QPSK	1	0	-	Back	0mm	Ant 0	Reduced	26590	1905	20.00	21.50	1.413	0.19	1.71	2.415
	LTE Band 25(2)	20M	QPSK	50	0	-	Back	0mm	Ant 0	Reduced	26340	1880	19.11	20.50	1.377	0.1	1.65	2.272
	LTE Band 25(2)	20M	QPSK	50	0	-	Back	0mm	Ant 0	Reduced	26140	1860	19.05	20.50	1.396	0.03	1.70	2.374
	LTE Band 25(2)	20M	QPSK	50	0	-	Back	0mm	Ant 0	Reduced	26590	1905	19.01	20.50	1.409	0.11	1.73	2.438
	LTE Band 25(2)	20M	QPSK	100	0	-	Back	0mm	Ant 0	Reduced	26340	1880	19.02	20.50	1.406	0.12	1.74	2.447
	LTE Band 25(2)	20M	QPSK	1	0	-	Back	27mm	Ant 0	Full	26140	1860	22.60	24.00	1.380	0.06	0.042	0.058
109	FR1 n25(2)	40M	QPSK	1	1	DFT-SCS-15KHz	Back	0mm	Ant 0	Reduced	376500	1882.5	20.03	21.50	1.403	0.17	1.99	**2.792**
	FR1 n25(2)	40M	QPSK	1	1	DFT-SCS-15KHz	Back	0mm	Ant 0	Reduced	374000	1870	19.91	21.50	1.442	0.03	1.93	2.783
	FR1 n25(2)	40M	QPSK	1	1	DFT-SCS-15KHz	Back	0mm	Ant 0	Reduced	379000	1895	19.96	21.50	1.426	0.08	1.95	2.780
	FR1 n25(2) _ENDC	40M	QPSK	1	1	DFT-SCS-15KHz	Back	0mm	Ant 0	Reduced	376500	1882.5	17.18	18.50	1.355	0.02	0.998	1.352
	FR1 n25(2)	40M	QPSK	108	54	DFT-SCS-15KHz	Back	0mm	Ant 0	Reduced	376500	1882.5	20.01	21.50	1.409	0.03	1.84	2.593
	FR1 n25(2)	40M	QPSK	216	0	DFT-SCS-15KHz	Back	0mm	Ant 0	Reduced	376500	1882.5	19.91	21.50	1.442	0.05	1.92	2.769
	FR1 n25(2)	40M	QPSK	1	1	DFT-SCS-15KHz	Bottom Side	0mm	Ant 0	Reduced	376500	1882.5	20.03	21.50	1.403	0.04	1.37	1.922
	FR1 n25(2)	40M	QPSK	108	54	DFT-SCS-15KHz	Bottom Side	0mm	Ant 0	Reduced	376500	1882.5	20.01	21.50	1.409	0.02	1.32	1.860
	FR1 n25(2)	40M	QPSK	1	1	DFT-SCS-15KHz	Back	27mm	Ant 0	Full	376500	1882.5	22.65	24.00	1.365	0.03	0.088	0.120
	FR1 n25(2)	40M	QPSK	1	1	DFT-SCS-15KHz	Bottom Side	22mm	Ant 0	Full	376500	1882.5	22.65	24.00	1.365	0.01	0.222	0.303

Plot No.	Band	BW (MHz)	Modulation	RB Size	RB offset	Mode	Test Position	Gap (mm)	Antenna	Power Reduction	Ch.	Freq. (MHz)	Average Power (dBm)	Tune-Up Limit (dBm)	Tune-up Scaling Factor	Duty Cycle %	Duty Cycle Scaling Factor	Power Drift (dB)	Measured 10g SAR (W/kg)	Reported 10g SAR (W/kg)
									2600MHz											
	LTE Band 7	20M	QPSK	1	0	-	Back	0mm	Ant 0	Reduced	21100	2535	19.23	20.50	1.340	-	-	0.14	1.88	2.519
	LTE Band 7	20M	QPSK	1	0	-	Back	0mm	Ant 0	Reduced	20850	2510	19.16	20.50	1.361	-	-	0.07	1.92	2.614
110	LTE Band 7	20M	QPSK	1	0	-	Back	0mm	Ant 0	Reduced	21350	2560	19.18	20.50	1.355	-	-	0.09	1.97	**2.670**
	LTE Band 7	20M	QPSK	50	0	-	Back	0mm	Ant 0	Reduced	21100	2535	18.41	19.50	1.285	-	-	0.05	1.87	2.403
	LTE Band 7	20M	QPSK	50	0	-	Back	0mm	Ant 0	Reduced	20850	2510	18.28	19.50	1.324	-	-	-0.16	1.95	2.582
	LTE Band 7	20M	QPSK	50	0	-	Back	0mm	Ant 0	Reduced	21350	2560	18.32	19.50	1.312	-	-	0.05	1.86	2.441
	LTE Band 7	20M	QPSK	100	0	-	Back	0mm	Ant 0	Reduced	21100	2535	18.37	19.50	1.297	-	-	-0.12	1.94	2.517
	LTE Band 7	20M	QPSK	1	0	-	Bottom Side	0mm	Ant 0	Reduced	21100	2535	19.23	20.50	1.340	-	-	0.08	1.31	1.755
	LTE Band 7	20M	QPSK	50	0	-	Bottom Side	0mm	Ant 0	Reduced	21100	2535	18.41	19.50	1.285	-	-	-0.13	1.25	1.607
	LTE Band 7	20M	QPSK	1	0	-	Back	27mm	Ant 0	Full	21350	2560	22.65	24.00	1.365	-	-	0.05	0.161	0.220
	LTE Band 7	20M	QPSK	1	0	-	Bottom Side	22mm	Ant 0	Full	21100	2535	22.74	24.00	1.337	-	-	0.07	0.283	0.378
	LTE Band 41(38)	20M	QPSK	1	0	-	Back	0mm	Ant 0	Reduced	40620	2593	20.38	21.50	1.294	62.9	1.006	-0.07	1.26	1.640
	LTE Band 41(38)	20M	QPSK	1	0	-	Back	0mm	Ant 0	Reduced	39750	2506	20.19	21.50	1.352	62.9	1.006	0.06	1.29	1.755
	CA_41C	20M	QPSK	1	0	-	Back	0mm	Ant 0	Reduced	39750+ 39948	2506+ 2525.8	20.01	21.50	1.409	62.9	1.006	0.04	1.23	1.744
111	LTE Band 41(38)-HPUE	20M	QPSK	1	0	-	Back	0mm	Ant 0	Reduced	39750	2506	23.15	24.50	1.365	42.9	1.009	0.08	1.98	**2.726**
	CA_41C-HPUE	20M	QPSK	1	0	-	Back	0mm	Ant 0	Reduced	39750+ 39948	2506+ 2525.8	20.11	21.50	1.377	42.9	1.009	0.11	0.957	1.330
	CA_38C-HPUE	20M	QPSK	1	0	-	Back	0mm	Ant 0	Reduced	37901+ 38099	2585.1+ 2604.9	23.21	24.50	1.346	42.9	1.009	0.04	1.79	2.431
	LTE Band 41(38)	20M	QPSK	1	0	-	Back	0mm	Ant 0	Reduced	40185	2549.5	20.06	21.50	1.393	62.9	1.006	-0.15	1.23	1.724
	LTE Band 41(38)	20M	QPSK	1	0	-	Back	0mm	Ant 0	Reduced	41055	2636.5	20.12	21.50	1.374	62.9	1.006	0.06	1.20	1.659
	LTE Band 41(38)	20M	QPSK	1	0	-	Back	0mm	Ant 0	Reduced	41490	2680	20.12	21.50	1.374	62.9	1.006	0.09	1.02	1.410
	LTE Band 41(38)	20M	QPSK	50	0	-	Back	0mm	Ant 0	Reduced	40620	2593	19.24	20.50	1.337	62.9	1.006	0.06	1.03	1.385
	LTE Band 41(38)	20M	QPSK	50	0	-	Back	0mm	Ant 0	Reduced	39750	2506	19.17	20.50	1.358	62.9	1.006	-0.15	1.08	1.476
	LTE Band 41(38)	20M	QPSK	50	0	-	Back	0mm	Ant 0	Reduced	40185	2549.5	19.22	20.50	1.343	62.9	1.006	0.01	1.03	1.391
	LTE Band 41(38)	20M	QPSK	50	0	-	Back	0mm	Ant 0	Reduced	41055	2636.5	19.17	20.50	1.358	62.9	1.006	0.05	0.979	1.338
	LTE Band 41(38)	20M	QPSK	50	0	-	Back	0mm	Ant 0	Reduced	41490	2680	19.21	20.50	1.346	62.9	1.006	0.04	0.840	1.137
	LTE Band 41(38)	20M	QPSK	100	0	-	Back	0mm	Ant 0	Reduced	40620	2593	19.36	20.50	1.300	62.9	1.006	0.18	1.04	1.360
	LTE Band 41(38)	20M	QPSK	1	0	-	Bottom Side	0mm	Ant 0	Reduced	40620	2593	20.38	21.50	1.294	62.9	1.006	-0.15	1.07	1.393
	LTE Band 41(38)	20M	QPSK	50	0	-	Bottom Side	0mm	Ant 0	Reduced	40620	2593	19.24	20.50	1.337	62.9	1.006	0.14	0.883	1.187
	LTE Band 41(38)	20M	QPSK	1	0	-	Back	27mm	Ant 0	Full	39750	2506	22.72	24.00	1.343	62.9	1.006	0.05	0.087	0.118
	LTE Band 41(38)	20M	QPSK	1	0	-	Bottom Side	22mm	Ant 0	Full	40620	2593	22.97	24.00	1.268	62.9	1.006	0.07	0.148	0.189
	FR1 n41(38)-HPUE	100M	QPSK	1	1	DFT-SCS-30KHz	Front	0mm	Ant 6	Reduced	518598	2592.99	23.56	24.50	1.242	-	-	0.07	2.15	2.670
	FR1 n41(38)-HPUE	100M	QPSK	135	69	DFT-SCS-30KHz	Front	0mm	Ant 6	Reduced	518598	2592.99	23.53	24.50	1.250	-	-	0.03	2.07	2.588
	FR1 n41(38)-HPUE	100M	QPSK	270	0	DFT-SCS-30KHz	Front	0mm	Ant 6	Reduced	518598	2592.99	23.44	24.50	1.276	-	-	-0.18	1.87	2.387
	FR1 n41(38)-HPUE	100M	QPSK	1	1	DFT-SCS-30KHz	Left Side	0mm	Ant 6	Reduced	518598	2592.99	23.56	24.50	1.242	-	-	0.16	2.05	2.545
112	FR1 n41(38)-HPUE	100M	QPSK	135	69	DFT-SCS-30KHz	Left Side	0mm	Ant 6	Reduced	518598	2592.99	23.53	24.50	1.250	-	-	0.03	2.18	**2.726**
	FR1 n41(38)-HPUE	100M	QPSK	135	69	DFT-SCS-30KHz	Left Side	0mm	Ant 6	Reduced	509202	2546.01	23.48	24.50	1.265	-	-	0.01	2.06	2.605
	FR1 n41(38)-HPUE	100M	QPSK	135	69	DFT-SCS-30KHz	Left Side	0mm	Ant 6	Reduced	528000	2640	23.37	24.50	1.297	-	-	0.09	2.09	2.711
	FR1 n41(38)-HPUE _UL MIMO	100M	QPSK	135	69	DFT-SCS-30KHz	Left Side	0mm	Ant 6	Reduced	518598	2592.99	20.44	21.50	1.276	-	-	0.03	1.06	1.353
	FR1 n41(38)-HPUE	100M	QPSK	270	0	DFT-SCS-30KHz	Left Side	0mm	Ant 6	Reduced	518598	2592.99	23.44	24.50	1.276	-	-	0.04	1.96	2.502
	FR1 n41(38)-HPUE	100M	QPSK	1	1	DFT-SCS-30KHz	Front	9mm	Ant 6	Full	518598	2592.99	26.10	27.00	1.230	-	-	0.05	0.814	1.001
	FR1 n41(38)-HPUE	100M	QPSK	1	1	DFT-SCS-30KHz	Left Side	13mm	Ant 6	Full	518598	2592.99	26.10	27.00	1.230	-	-	0.09	0.575	0.707
	FR1 n41(38)-HPUE	100M	QPSK	135	69	DFT-SCS-30KHz	Left Side	13mm	Ant 6	Full	518598	2592.99	25.92	27.00	1.282	-	-	0.06	0.543	0.696
									3500MHz											
	FR1 n77(78) HPUE_Par27O	100M	QPSK	1	1	DFT-SCS-30KHz	Back	0mm	Ant 2	Reduced	656000	3840	24.59	26.00	1.384	-	-	0.08	1.78	2.463
	FR1 n77(78) HPUE_Par27O	100M	QPSK	1	1	DFT-SCS-30KHz	Back	0mm	Ant 2	Reduced	650000	3750	24.46	26.00	1.426	-	-	-0.05	1.62	2.309
	FR1 n77(78) HPUE_Par27O	100M	QPSK	1	1	DFT-SCS-30KHz	Back	0mm	Ant 2	Reduced	662000	3930	24.51	26.00	1.409	-	-	0.06	1.65	2.325
	FR1 n77(78) HPUE_Par27O	100M	QPSK	135	69	DFT-SCS-30KHz	Back	0mm	Ant 2	Reduced	656000	3840	24.54	26.00	1.400	-	-	0.09	1.64	2.295
	FR1 n77(78) HPUE_Par27O	100M	QPSK	270	0	DFT-SCS-30KHz	Back	0mm	Ant 2	Reduced	656000	3840	24.52	26.00	1.406	-	-	-0.03	1.57	2.207
	FR1 n77(78) HPUE_Par27O	100M	QPSK	1	1	DFT-SCS-30KHz	Right Side	0mm	Ant 2	Full	656000	3840	25.47	27.00	1.422	-	-	0.07	1.39	1.977
	FR1 n77(78) HPUE_Par27O	100M	QPSK	135	69	DFT-SCS-30KHz	Right Side	0mm	Ant 2	Full	656000	3840	25.41	27.00	1.442	-	-	0.06	1.27	1.831
	FR1 n77(78) HPUE_Par27O	100M	QPSK	1	1	DFT-SCS-30KHz	Back	18mm	Ant 2	Full	656000	3840	25.47	27.00	1.422	-	-	0.03	0.122	0.174

	FR1 n77(78) HPUE_Par27O	100M	QPSK	1	1	DFT-SCS-30KHz	Right Side	0mm	Ant 3	Full	656000	3840	24.16	25.00	1.213	-	-	0,04	1.59	1.929
	FR1 n77(78) HPUE_Par27O	100M	QPSK	135	69	DFT-SCS-30KHz	Right Side	0mm	Ant 3	Full	656000	3840	24.12	25.00	1.225	-	-	-0.04	1.71	2.094
	FR1 n77(78) HPUE _Par27O	100M	QPSK	135	69	DFT-SCS-30KHz	Right Side	0mm	Ant 3	Full	650000	3750	24.04	25.00	1.247	-	-	0.05	1.62	2.021
	FR1 n77(78) HPUE_Par27O	100M	QPSK	135	69	DFT-SCS-30KHz	Right Side	0mm	Ant 3	Full	662000	3930	24.00	25.00	1.259	-	-	0.01	1.66	2.090
	FR1 n77(78) HPUE_Par27O	100M	QPSK	270	0	DFT-SCS-30KHz	Right Side	0mm	Ant 3	Full	656000	3840	23.20	24.00	1.202	-	-	-0.05	1.31	1.575
	FR1 n77(78) HPUE_Par27Q	100M	QPSK	1	1	DFT-SCS-30KHz	Right Side	0mm	Ant 3	Full	633334	3500.01	23.49	24.00	1.125	-	-	0.02	1.95	2.193
	FR1 n77(78) HPUE_Par27Q	100M	QPSK	135	69	DFT-SCS-30KHz	Right Side	0mm	Ant 3	Full	633334	3500.01	23.32	24.00	1.169	-	-	-0.08	1.86	2.175
	FR1 n77(78) HPUE_Par27Q	100M	QPSK	270	0	DFT-SCS-30KHz	Right Side	0mm	Ant 3	Full	633334	3500.01	22.41	23.00	1.146	-	-	0.02	1.68	1.924
	FR1 n77(78) HPUE_Par27O	100M	QPSK	1	1	DFT-SCS-30KHz	Back	0mm	Ant 7	Reduced	656000	3840	23.23	24.00	1.194	-	-	0.05	1.32	1.576
	FR1 n77(78) HPUE_Par27O	100M	QPSK	1	1	DFT-SCS-30KHz	Right Side	0mm	Ant 7	Reduced	656000	3840	23.23	24.00	1.194	-	-	0.06	2.37	2.830
	FR1 n77(78) HPUE_Par27O	100M	QPSK	1	1	DFT-SCS-30KHz	Right Side	0mm	Ant 7	Reduced	650000	3750	23.09	24.00	1.233	-	-	0.03	2.11	2.602
	FR1 n77(78) HPUE_Par27O	100M	QPSK	1	1	DFT-SCS-30KHz	Right Side	0mm	Ant 7	Reduced	662000	3930	23.12	24.00	1.225	-	-	0.05	2.08	2.547
	FR1 n77(78) HPUE_Par27O _UL MIMO	100M	QPSK	1	1	DFT-SCS-30KHz	Right Side	0mm	Ant 7	Reduced	656000	3840	20.22	21.00	1.197	-	-	0.02	1.14	1.364
	FR1 n77(78) HPUE_Par27O	100M	QPSK	135	69	DFT-SCS-30KHz	Right Side	0mm	Ant 7	Reduced	656000	3840	23.18	24.00	1.208	-	-	0.04	1.85	2.234
	FR1 n77(78) HPUE_Par27O	100M	QPSK	270	0	DFT-SCS-30KHz	Right Side	0mm	Ant 7	Reduced	656000	3840	23.07	24.00	1.239	-	-	0.02	1.82	2.255
	FR1 n77(78) HPUE_Par27O	100M	QPSK	1	1	DFT-SCS-30KHz	Back	27mm	Ant 7	Full	656000	3840	26.27	27.00	1.183	-	-	0.03	0.273	0.323
	FR1 n77(78) HPUE_Par27O	100M	QPSK	1	1	DFT-SCS-30KHz	Right Side	14mm	Ant 7	Full	656000	3840	26.27	27.00	1.183	-	-	0.05	0.924	1.093
	FR1 n77(78) HPUE_Par27Q	100M	QPSK	1	1	DFT-SCS-30KHz	Back	0mm	Ant 7	Reduced	633334	3500.01	23.48	24.00	1.127	-	-	0.09	0.677	0.763
	FR1 n77(78) HPUE_Par27Q	100M	QPSK	135	69	DFT-SCS-30KHz	Back	0mm	Ant 7	Reduced	633334	3500.01	23.41	24.00	1.146	-	-	0.05	0.663	0.759
	FR1 n77(78) HPUE_Par27Q	100M	QPSK	1	1	DFT-SCS-30KHz	Right Side	0mm	Ant 7	Reduced	633334	3500.01	23.48	24.00	1.127	-	-	0.07	0.945	1.065
	FR1 n77(78) HPUE_Par27Q _UL MIMO	100M	QPSK	1	1	DFT-SCS-30KHz	Right Side	0mm	Ant 7	Reduced	633334	3500.01	20.43	21.00	1.140	-	-	0.06	0.474	0.540
	FR1 n77(78) HPUE_Par27Q	100M	QPSK	135	69	DFT-SCS-30KHz	Right Side	0mm	Ant 7	Reduced	633334	3500.01	23.41	24.00	1.146	-	-	0.03	0.846	0.969
	FR1 n77(78) HPUE_Par27Q	100M	QPSK	270	0	DFT-SCS-30KHz	Right Side	0mm	Ant 7	Reduced	633334	3500.01	23.33	24.00	1.167	-	-	0.03	0.877	1.023
	FR1 n77(78) HPUE_Par27Q	100M	QPSK	1	1	DFT-SCS-30KHz	Back	27mm	Ant 7	Full	633334	3500.01	25.91	27.00	1.285	-	-	0.08	0.194	0.249
	FR1 n77(78) HPUE_Par27Q	100M	QPSK	1	1	DFT-SCS-30KHz	Right Side	14mm	Ant 7	Full	633334	3500.01	25.91	27.00	1.285	-	-	0.01	0.311	0.400
	FR1 n77(78) HPUE_Par27O	100M	QPSK	1	1	DFT-SCS-30KHz	Front	0mm	Ant 8	Reduced	656000	3840	20.66	22.00	1.361	-	-	-0.03	1.81	2.464
	FR1 n77(78) HPUE_Par27O	100M	QPSK	135	69	DFT-SCS-30KHz	Front	0mm	Ant 8	Reduced	656000	3840	20.55	22.00	1.396	-	-	0.07	1.75	2.444
	FR1 n77(78) HPUE_Par27O	100M	QPSK	270	0	DFT-SCS-30KHz	Front	0mm	Ant 8	Reduced	656000	3840	20.52	22.00	1.406	-	-	-0.18	1.80	2.531
	FR1 n77(78) HPUE_Par27O	100M	QPSK	1	1	DFT-SCS-30KHz	Back	0mm	Ant 8	Reduced	656000	3840	20.66	22.00	1.361	-	-	0.03	1.69	2.301
	FR1 n77(78) HPUE_Par27O	100M	QPSK	135	69	DFT-SCS-30KHz	Back	0mm	Ant 8	Reduced	656000	3840	20.55	22.00	1.396	-	-	-0.03	1.71	2.388
	FR1 n77(78) HPUE_Par27O	100M	QPSK	270	0	DFT-SCS-30KHz	Back	0mm	Ant 8	Reduced	656000	3840	20.52	22.00	1.406	-	-	0.08	1.68	2.362
	FR1 n77(78) HPUE_Par27O	100M	QPSK	1	1	DFT-SCS-30KHz	Left Side	0mm	Ant 8	Reduced	656000	3840	20.66	22.00	1.361	-	-	0.02	1.96	2.668
113	FR1 n77(78) HPUE_Par27O	100M	QPSK	135	69	DFT-SCS-30KHz	Left Side	0mm	Ant 8	Reduced	656000	3840	20.55	22.00	1.396	-	-	0.02	2.04	**2.849**
	FR1 n77(78) HPUE_Par27O	100M	QPSK	135	69	DFT-SCS-30KHz	Left Side	0mm	Ant 8	Reduced	650000	3750	20.47	22.00	1.422	-	-	0.06	1.99	2.830
	FR1 n77(78) HPUE_Par27O	100M	QPSK	135	69	DFT-SCS-30KHz	Left Side	0mm	Ant 8	Reduced	662000	3930	20.47	22.00	1.422	-	-	0.07	1.98	2.816
	FR1 n77(78) HPUE_Par27O _ENDC	100M	QPSK	135	69	DFT-SCS-30KHz	Left Side	0mm	Ant 8	Reduced	656000	3840	17.71	19.00	1.346	-	-	0.03	0.989	1.331
	FR1 n77(78) HPUE_Par27O	100M	QPSK	270	0	DFT-SCS-30KHz	Left Side	0mm	Ant 8	Reduced	656000	3840	20.52	22.00	1.406	-	-	-0.07	1.95	2.742
	FR1 n77(78) HPUE_Par27O	100M	QPSK	1	1	DFT-SCS-30KHz	Back	28mm	Ant 8	Full	656000	3840	25.68	27.00	1.355	-	-	0.06	0.264	0.358
	FR1 n77(78) HPUE_Par27O	100M	QPSK	135	69	DFT-SCS-30KHz	Back	28mm	Ant 8	Full	656000	3840	25.64	27.00	1.368	-	-	0.05	0.288	0.394
	FR1 n77(78) HPUE_Par27O	100M	QPSK	1	1	DFT-SCS-30KHz	Left Side	15mm	Ant 8	Full	656000	3840	25.68	27.00	1.355	-	-	0.09	0.866	1.174
	FR1 n77(78) HPUE_Par27O	100M	QPSK	135	69	DFT-SCS-30KHz	Left Side	15mm	Ant 8	Full	656000	3840	25.64	27.00	1.368	-	-	0.04	0.905	1.238
	FR1 n77(78) HPUE_Par27Q	100M	QPSK	1	1	DFT-SCS-30KHz	Left Side	0mm	Ant 8	Reduced	633334	3500.01	20.78	22.00	1.324	-	-	-0.17	1.24	1.642
	FR1 n77(78) HPUE_Par27Q	100M	QPSK	135	69	DFT-SCS-30KHz	Left Side	0mm	Ant 8	Reduced	633334	3500.01	20.71	22.00	1.346	-	-	-0.12	1.31	1.763
	FR1 n77(78) HPUE_Par27Q _ENDC	100M	QPSK	135	69	DFT-SCS-30KHz	Left Side	0mm	Ant 8	Reduced	633334	3500.01	17.71	19.00	1.346	-	-	-0.05	0.687	0.925
	FR1 n77(78) HPUE_Par27Q	100M	QPSK	1	1	DFT-SCS-30KHz	Left Side	15mm	Ant 8	Full	633334	3500.01	25.72	27.00	1.343	-	-	0.08	0.311	0.418
	FR1 n77(78) HPUE_Par27Q	100M	QPSK	135	69	DFT-SCS-30KHz	Left Side	15mm	Ant 8	Full	633334	3500.01	25.45	27.00	1.429	-	-	0.04	0.504	0.720

Plot No.	Band	Mode	Test Position	Gap (mm)	Antenna	Power Reduction	Ch.	Freq. (MHz)	Average Power (dBm)	Tune-Up Limit (dBm)	Tune-up Scaling Factor	Duty Cycle %	Duty Cycle Scaling Factor	Power Drift (dB)	Measured 10g SAR (W/kg)	Reported 10g SAR (W/kg)
WIFI																
	WLAN5.3GHz	802.11a 6Mbps	Front	0mm	Ant 9+10	Full	64	5320	22.43	23.50	1.281	99.27	1.007	0.18	0.510	0.658
	WLAN5.3GHz	802.11a 6Mbps	Back	0mm	Ant 9+10	Full	64	5320	22.43	23.50	1.281	99.27	1.007	-0.04	0.815	1.051
	WLAN5.3GHz	802.11a 6Mbps	Left Side	0mm	Ant 9+10	Full	64	5320	22.43	23.50	1.281	99.27	1.007	0.06	0.282	0.364
114	WLAN5.3GHz	802.11a 6Mbps	Right Side	0mm	Ant 9+10	Full	64	5320	22.43	23.50	1.281	99.27	1.007	0.03	0.985	**1.270**
	WLAN5.3GHz	802.11a 6Mbps	Top Side	0mm	Ant 9+10	Full	64	5320	22.43	23.50	1.281	99.27	1.007	0.05	0.718	0.926
	WLAN5.3GHz	802.11a 6Mbps	Right Side	0mm	Ant 9+10	Full	52	5260	22.39	23.50	1.291	99.27	1.007	0.03	0.702	0.913
	WLAN5.3GHz	802.11a 6Mbps	Right Side	0mm	Ant 9+10	Full	56	5280	22.32	23.50	1.312	99.27	1.007	0.05	0.689	0.910
	WLAN5.3GHz	802.11n-HT40 MCS0	Right Side	0mm	Ant 9+10	Simultaneous	62	5310	20.14	21.00	1.219	99.4	1.006	0.05	0.561	0.688
	WLAN5.5GHz	802.11a 6Mbps	Front	0mm	Ant 9+10	Full	124	5620	22.07	23.00	1.240	99.27	1.007	-0.15	0.585	0.730
	WLAN5.5GHz	802.11a 6Mbps	Back	0mm	Ant 9+10	Full	124	5620	22.07	23.00	1.240	99.27	1.007	0.07	0.935	1.167
	WLAN5.5GHz	802.11a 6Mbps	Left Side	0mm	Ant 9+10	Full	124	5620	22.07	23.00	1.240	99.27	1.007	0.16	0.324	0.404
115	WLAN5.5GHz	802.11a 6Mbps	Right Side	0mm	Ant 9+10	Full	124	5620	22.07	23.00	1.240	99.27	1.007	0.09	1.13	**1.411**
	WLAN5.5GHz	802.11a 6Mbps	Right Side	0mm	Ant 9+10	Full	132	5660	21.97	23.00	1.268	99.27	1.007	0.03	1.06	1.353
	WLAN5.5GHz	802.11a 6Mbps	Right Side	0mm	Ant 9+10	Full	140	5700	21.85	23.00	1.303	99.27	1.007	0.08	1.04	1.365
	WLAN5.5GHz	802.11a 6Mbps	Top Side	0mm	Ant 9+10	Full	124	5620	22.07	23.00	1.240	99.27	1.007	-0.08	0.824	1.029
	WLAN5.5GHz	802.11ac-VHT80 MCS0	Right Side	0mm	Ant 9+10	Simultaneous	122	5610	19.34	20.00	1.164	98.73	1.013	0.05	0.551	0.650

15.5 Repeated SAR Measurement

<1g>

Plot No.	Band	BW (MHz)	Modulation	RB Size	RB offset	Mode	Test Position	Gap (mm)	Antenna	Power Reduction	Ch.	Freq. (MHz)	Average Power (dBm)	Tune-Up Limit (dBm)	Tune-up Scaling Factor	Duty Cycle %	Duty Cycle Scaling Factor	Power Drift (dB)	Measured 1g SAR (W/kg)	Ratio	Reported 1g SAR (W/kg)
1st	WCDMA IV	-	-	-	-	RMC 12.2Kbps	Right Cheek	0mm	Ant 1	Reduced	1513	1752.6	19.72	20.50	1.197	-	-	0.01	0.892	1	1.067
2nd	WCDMA IV	-	-	-	-	RMC 12.2Kbps	Right Cheek	0mm	Ant 1	Reduced	1513	1752.6	19.72	20.50	1.197	-	-	0.03	0.875	1.019	1.047
1st	LTE Band 30	10M	QPSK	1	0	-	Right Cheek	0mm	Ant 1	Reduced	27710	2310	18.71	20.00	1.346	-	-	0.05	0.840	1	1.131
2nd	LTE Band 30	10M	QPSK	1	0	-	Right Cheek	0mm	Ant 1	Reduced	27710	2310	18.71	20.00	1.346	-	-	0.02	0.815	1.031	1.097
1st	LTE Band 41(38)-HPUE	20M	QPSK	1	0		Back	10mm	Ant 0	Reduced	40620	2593	23.07	24.00	1.239	42.9	1.009	0.02	0.936	1	1.170
2nd	LTE Band 41(38)-HPUE	20M	QPSK	1	0		Back	10mm	Ant 0	Reduced	40620	2593	23.07	24.00	1.239	42.9	1.009	-0.04	0.911	1.027	1.139
1st	FR1 n77(78) Part 27O	100M	QPSK	1	1	DFT-SCS-30KHz	Right Side	0mm	Ant 2	Reduced	656000	3840	21.21	22.00	1.199	-	-	0.05	0.861	1	1.033
2nd	FR1 n77(78) Part 27O	100M	QPSK	1	1	DFT-SCS-30KHz	Right Side	0mm	Ant 2	Reduced	656000	3840	21.21	22.00	1.199	-	-	0.02	0.850	1.013	1.020
1st	FR1 n77(78) Part 27Q	100M	QPSK	1	1	DFT-SCS-30KHz	Left Cheek	0mm	Ant 2	Reduced	633334	3500.01	23.29	24.00	1.178	-	-	-0.09	0.956	1	1.126
2nd	FR1 n77(78) Part 27Q	100M	QPSK	1	1	DFT-SCS-30KHz	Left Cheek	0mm	Ant 2	Reduced	633334	3500.01	23.29	24.00	1.178	-	-	0.05	0.931	1.027	1.096
1st	FR1 n48 Part 96	40M	QPSK	50	28	DFT-SCS-30KHz	Right Cheek	0mm	Ant 3	Reduced	641666	3624.99	19.20	20.00	1.202	-	-	-0.17	0.890	1	1.070
2nd	FR1 n48 Part 96	40M	QPSK	50	28	DFT-SCS-30KHz	Right Cheek	0mm	Ant 3	Reduced	641666	3624.99	19.20	20.00	1.202	-	-	0.03	0.880	1.011	1.058
1st	WLAN5.5GHz	-	-	-	-	802.11a 6Mbps	Left Cheek	0mm	Ant 9+10	Reduced	124	5620	21.24	22.00	1.191	99.27	1.007	-0.02	0.846	1	1.015
2nd	WLAN5.5GHz	-	-	-	-	802.11a 6Mbps	Left Cheek	0mm	Ant 9+10	Reduced	124	5620	21.24	22.00	1.191	99.27	1.007	0.05	0.835	1.013	1.002
1st	WCDMA II	-	-	-	-	RMC 12.2Kbps	Back	10mm	Ant 0	Reduced	9262	1852.4	20.62	21.50	1.225	-	-	0.08	0.955	1	1.170
2nd	WCDMA II	-	-	-	-	RMC 12.2Kbps	Back	10mm	Ant 0	Reduced	9262	1852.4	20.62	21.50	1.225	-	-	0.03	0.944	1.012	1.156

<10g>

Plot No.	Band	BW (MHz)	Modulation	RB Size	RB offset	Mode	Test Position	Gap (mm)	Antenna	Power Reduction	Ch.	Freq. (MHz)	Average Power (dBm)	Tune-Up Limit (dBm)	Tune-up Scaling Factor	Duty Cycle %	Duty Cycle Scaling Factor	Power Drift (dB)	Measured 10g SAR (W/kg)	Ratio	Reported 10g SAR (W/kg)
1st	LTE Band 66(4)	20M	QPSK	1	0	-	Back	0mm	Ant 0	Reduced	132572	1770	20.58	22.00	1.387	-	-	-0.01	2.03	1	2.815
2nd	LTE Band 66(4)	20M	QPSK	1	0	-	Back	0mm	Ant 0	Reduced	132572	1770	20.58	22.00	1.387	-	-	0.03	1.95	1.041	2.704
1st	FR1 n41(38)-HPUE	100M	QPSK	135	69	DFT-SCS-30KHz	Left Side	0mm	Ant 6	Reduced	518598	2592.99	23.53	24.50	1.250	-	-	0.03	2.18	1	2.726
2nd	FR1 n41(38)-HPUE	100M	QPSK	135	69	DFT-SCS-30KHz	Left Side	0mm	Ant 6	Reduced	518598	2592.99	23.53	24.50	1.250	-	-	0.05	2.16	1.009	2.701
1st	FR1 n77(78) HPUE_Par27O	100M	QPSK	1	1	DFT-SCS-30KHz	Right Side	0mm	Ant 7	Reduced	656000	3840	23.23	24.00	1.194	-	-	0.06	2.37	1	2.830
2nd	FR1 n77(78) HPUE_Par27O	100M	QPSK	1	1	DFT-SCS-30KHz	Right Side	0mm	Ant 7	Reduced	656000	3840	23.23	24.00	1.194	-	-	0.03	2.33	1.017	2.782
1st	GSM1900					GPRS (4 Tx slots)	Back	0mm	Ant 0	Hotspot	661	1880	24.06	25.00	1.242		1.000	0.04	2.11	1	2.620
2nd	GSM1900					GPRS (4 Tx slots)	Back	0mm	Ant 0	Hotspot	661	1880	24.06	25.00	1.242		1.000	-0.03	1.93	1.093	2.396
1st	FR1 n77（78） HPUE_Par27O	100M	QPSK	1	1	DFT-SCS-30KHz	Right Side	0mm	Ant 7	Handheld	650000	3750	23.09	24.00	1.233		1.000	0.03	2.11	1	2.602
2nd	FR1 n77（78） HPUE_Par27O	100M	QPSK	1	1	DFT-SCS-30KHz	Right Side	0mm	Ant 7	Handheld	650000	3750	23.09	24.00	1.233		1.000	-0.11	1.95	1.082	2.405

General Note:

1. Per KDB 865664 D01v01r04, for each frequency band, repeated SAR measurement is required only when the measured SAR is ≥0.8W/kg.
2. Per KDB 865664 D01v01r04, if the ratio among the repeated measurement is ≤ 1.2 and the measured SAR <1.45W/kg, only one repeated measurement is required.
3. Per KDB 865664 D01v01r04, if the extremity repeated SAR is necessary, the same procedures should be adapted for measurements according to extremity and occupational exposure limits by applying a factor of 2.5 for extremity exposure and a factor of 5 for occupational exposure to the corresponding SAR thresholds.
4. The ratio is the difference in percentage between original and repeated measured SAR.
5. All measurement SAR result is scaled-up to account for tune-up tolerance and is compliant.

15.6 TDD B41 Linearity Data Analysis

General Note:

This device support Power Class 2 and Power Class 3 operations for LTE Band 41. The highest available duty cycle for Power Class 2 operation is 43.3% using UL-DL configuration 1. Per FCC Guidance based on the device behavior, all SAR tests were performed using Power Class 3. Power Class 2 is tested using the highest SAR test configuration in Power Class 3 for each LTE configuration and exposure condition combination, according to the highest time averaged power for all applicable uplink-downlink configurations in Power Class 2. When the reported SAR vs. output power is linearly scaled with < 10% discrepancy between power classes and all reported SAR are < 1.4 W/kg for 1g and < 3.5 W/kg for 10g, so separate SAR testing for Power Class 2 is not required.

LTE Band 38(HPUE)-Linearity Data for Head		
	LTE Band 38 (Power Class 3)	LTE Band 38 (Power Class 2)
Maximum Tune up Power (dBm)	24.00	27.00
Reported 1g SAR (W/kg)	0.128	0.185
Duty Cycle	63.30%	43.30%
Frame Averaged (mW)	159.00	217.01
Linearity SAR (W/kg)	0.175	
% deviation from expected linearity		5.90%

LTE Band 41(HPUE)-Linearity Data for Head		
	LTE Band 41 (Power Class 3)	LTE Band 41 (Power Class 2)
Maximum Tune up Power (dBm)	24.00	27.00
Reported 1g SAR (W/kg)	0.128	0.185
Duty Cycle	63.30%	43.30%
Frame Averaged (mW)	159.00	217.01
Linearity SAR (W/kg)	0.175	
% deviation from expected linearity		5.90%

LTE Band 38(HPUE)-Linearity Data for Hotspot		
	LTE Band 38 (Power Class 3)	LTE Band 38 (Power Class 2)
Maximum Tune up Power (dBm)	21.00	24.00
Reported 1g SAR (W/kg)	0.781	1.170
Duty Cycle	63.30%	43.30%
Frame Averaged (mW)	79.69	108.76
Linearity SAR (W/kg)	1.066	
% deviation from expected linearity		9.76%

LTE Band 41(HPUE)-Linearity Data for Hotspot		
	LTE Band 41 (Power Class 3)	LTE Band 41 (Power Class 2)
Maximum Tune up Power (dBm)	21.00	24.00
Reported 1g SAR (W/kg)	0.781	1.170
Duty Cycle	63.30%	43.30%
Frame Averaged (mW)	79.69	108.76
Linearity SAR (W/kg)	1.066	
% deviation from expected linearity		9.76%

LTE Band 38(HPUE)-Linearity Data for Body-worn		
	LTE Band 38 (Power Class 3)	LTE Band 38 (Power Class 2)
Maximum Tune up Power (dBm)	21.50	24.50
Reported 1g SAR (W/kg)	0.478	0.712
Duty Cycle	63.30%	43.30%
Frame Averaged (mW)	89.41	122.04
Linearity SAR (W/kg)	0.652	
% deviation from expected linearity		9.14%

LTE Band 41(HPUE)-Linearity Data for Body-worn		
	LTE Band 41 (Power Class 3)	LTE Band 41 (Power Class 2)
Maximum Tune up Power (dBm)	21.50	24.50
Reported 1g SAR (W/kg)	0.478	0.712
Duty Cycle	63.30%	43.30%
Frame Averaged (mW)	89.41	122.04
Linearity SAR (W/kg)	0.652	
% deviation from expected linearity		9.14%

LTE Band 38(HPUE)-Linearity Data for Extremity		
	LTE Band 38 (Power Class 3)	LTE Band 38 (Power Class 2)
Maximum Tune up Power (dBm)	21.50	24.50
Reported 10g SAR (W/kg)	2.489	3.456
Duty Cycle	63.30%	43.30%
Frame Averaged (mW)	89.41	122.04
Linearity SAR (W/kg)	3.397	
% deviation from expected linearity		1.73%

LTE Band 41(HPUE)-Linearity Data for Extremity		
	LTE Band 41 (Power Class 3)	LTE Band 41 (Power Class 2)
Maximum Tune up Power (dBm)	21.50	24.50
Reported 10g SAR (W/kg)	2.489	3.456
Duty Cycle	63.30%	43.30%
Frame Averaged (mW)	89.41	122.04
Linearity SAR (W/kg)	3.397	
% deviation from expected linearity		1.73%

LTE Band 42(HPUE)-Linearity Data for Head		
	LTE Band 42 (Power Class 3)	LTE Band 42 (Power Class 2)
Maximum Tune up Power (dBm)	24.50	27.50
Reported 1g SAR (W/kg)	0.226	0.329
Duty Cycle	63.30%	43.30%
Frame Averaged (mW)	178.40	243.49
Linearity SAR (W/kg)	0.308	
% deviation from expected linearity		6.66%
LTE Band 42(HPUE)-Linearity Data for Hotspot		
	LTE Band 42 (Power Class 3)	LTE Band 42 (Power Class 2)
Maximum Tune up Power (dBm)	24.50	27.50
Reported 1g SAR (W/kg)	0.510	0.689
Duty Cycle	63.30%	43.30%
Frame Averaged (mW)	178.40	243.49
Linearity SAR (W/kg)	0.696	
% deviation from expected linearity		-1.02%
LTE Band 42(HPUE)-Linearity Data for Body-worn		
	LTE Band 42 (Power Class 3)	LTE Band 42 (Power Class 2)
Maximum Tune up Power (dBm)	24.50	27.50
Reported 1g SAR (W/kg)	0.466	0.681
Duty Cycle	63.30%	43.30%
Frame Averaged (mW)	178.40	243.49
Linearity SAR (W/kg)	0.636	
% deviation from expected linearity		7.07%

16. Simultaneous Transmission Analysis

No.	Simultaneous Transmission Configurations	Mobile computer/Smart phone			
		Head	Body-worn	Hotspot	Product specific 10g SAR
1.	WWAN + WLAN2.4GHz	Yes	Yes	Yes	Yes
2.	WWAN + WLAN5GHz	Yes	Yes	Yes	Yes
3.	WWAN + WLAN6GHz	Yes	Yes		Yes
4.	WWAN + Bluetooth	Yes	Yes	Yes	Yes
5.	WLAN5GHz+ Bluetooth	Yes	Yes	Yes	Yes
6.	WLAN6GHz+ Bluetooth	Yes	Yes		Yes
7.	WWAN + WLAN5GHz+ Bluetooth	Yes	Yes	Yes	Yes
8.	WWAN + WLAN6GHz+ Bluetooth				Yes
9.	WWAN + WLAN2.4GHz+NFC				Yes
10.	WWAN + WLAN5GHz+NFC				Yes
11.	WWAN + WLAN6GHz+NFC				Yes
12.	WWAN + Bluetooth+NFC				Yes
13.	WLAN5GHz+ Bluetooth+NFC				Yes
14.	WLAN6GHz+ Bluetooth+NFC				Yes
15.	WWAN + WLAN5GHz+ Bluetooth+NFC				Yes
16.	WWAN + WLAN6GHz+ Bluetooth+NFC				Yes

General Note:

1. This device supports VoIP in GPRS, EGPRS, WCDMA and LTE (e.g. for 3rd-party VoIP), LTE supports VoLTE operation.
2. WWAN above includes 5G NR bands and EN-DC combination.
3. EUT will choose each GSM, WCDMA, LTE and 5GNR according to the network signal condition; therefore, they will not operate simultaneously at any moment.
4. This device 2.4GHz WLAN support hotspot operation and Bluetooth support tethering applications.
5. This device 5.2GHz WLAN/5.8GHz WLAN support hotspot operation, and 5.2GHz WLAN/5.8GHz WLAN supports WLAN Direct (GC/GO), and 5.3GHz / 5.5GHz supports WLAN Direct (GC only). WLAN 6GHz has no hotspot function.
6. NFC was evaluated for phablet and UMPC extremity based on expected usage conditions.
7. The 2.4GHz/5GHz/6GHz WLAN can transmit in SISO/MIMO antenna mode.
8. The worst case 5 GHz WLAN SAR for each configuration was used for SAR summation.
9. According to the EUT characteristic, WLAN 5GHz/6GHz and Bluetooth can transmit simultaneously.
10. According to the EUT characteristic, WLAN 5GHz/6GHz and WLAN 2.4GHz cannot transmit simultaneously.
11. According to the EUT characteristic, WLAN 5GHz and WLAN 6GHz can't transmit simultaneously.
12. WLAN 2.4GHz and Bluetooth share the same antenna, and they cannot transmit simultaneously each other.
13. The maximum SAR summation is calculated based on the same configuration and test position.
14. For 5GNR EN-DC mode, standalone SAR performed for 5GNR NSA band with the maximum power, EN-DC SAR summed EN-DC mode 5GNR standalone SAR and LTE standalone SAR, the result of EN-DC SAR is more conservatively.
15. SAR Power density test report for WLAN 6GHz U-NII-5/6/7/8 will be separately submitted. About co-located SAR with WWAN/Bluetooth always chose higher SAR of WLAN5G U-NII-1/2A/2C/3 and U-NII-5/6/7/8.
16. Per KDB 447498 D01v06, simultaneous transmission SAR is compliant if,
    i) 1g Scalar SAR summation < 1.6W/kg and 10g Scalar SAR summation < 4.0W/kg.
    ii) SPLSR = (SAR1 + SAR2)^1.5 / (min. separation distance, mm), and the peak separation distance is determined from the square root of [(x1-x2)2 + (y1-y2)2 + (z1-z2)2], where (x1, y1, z1) and (x2, y2, z2) are the coordinates of the extrapolated peak SAR locations in the zoom scan.
    iii) If SPLSR ≤ 0.04 for 1g SAR and SPLSR≤ 0.10 for 10g SAR , simultaneously transmission SAR measurement is not necessary.
    iv) Simultaneously transmission SAR measurement, and the reported multi-band 1g SAR < 1.6W/kg and 10g SAR < 4.0W/kg.
    v) The SPLSR calculated results please refer to section 16.5.

16.1 Head Exposure Conditions

WWAN Band	Exposure Position	1	2	3	4	5	1+2	1+3+4	1+4+5
		WWAN	WLAN2.4GHz Ant 9+10	WLAN5GHz Ant 9+10	Bluetooth Ant 9	WLAN6GHz Ant 9+10	Summed	Summed	Summed
		1g SAR (W/kg)	1g SAR (W/kg)	1g SAR (W/kg)	1g SAR (W/kg)	1g SAR (W/kg)	1g SAR (W/kg)	1g SAR (W/kg)	1g SAR (W/kg)
GSM850 Ant 0	Right Cheek	0.253	0.348	0.385	0.052	0.353	0.60	0.69	0.66
	Right Tilted	0.156	0.348	0.385	0.044	0.353	0.50	0.59	0.55
	Left Cheek	0.327	0.348	0.385	0.075	0.353	0.68	0.79	0.76
	Left Tilted	0.176	0.348	0.385	0.03	0.353	0.52	0.59	0.56
GSM850 Ant 1	Right Cheek	0.11	0.348	0.385	0.052	0.353	0.46	0.55	0.52
	Right Tilted	0.079	0.348	0.385	0.044	0.353	0.43	0.51	0.48
	Left Cheek	0.073	0.348	0.385	0.075	0.353	0.42	0.53	0.50
	Left Tilted	0.054	0.348	0.385	0.03	0.353	0.40	0.47	0.44
GSM1900 Ant 0	Right Cheek	0.089	0.348	0.385	0.052	0.353	0.44	0.53	0.49
	Right Tilted	0.001	0.348	0.385	0.044	0.353	0.35	0.43	0.40
	Left Cheek	0.092	0.348	0.385	0.075	0.353	0.44	0.55	0.52
	Left Tilted	0.004	0.348	0.385	0.03	0.353	0.35	0.42	0.39
GSM1900 Ant 1	Right Cheek	0.99	0.348	0.385	0.052	0.353	1.34	1.43	1.40
	Right Tilted	0.704	0.348	0.385	0.044	0.353	1.05	1.13	1.10
	Left Cheek	0.418	0.348	0.385	0.075	0.353	0.77	0.88	0.85
	Left Tilted	0.399	0.348	0.385	0.03	0.353	0.75	0.81	0.78
WCDMA II Ant 0	Right Cheek	0.14	0.348	0.385	0.052	0.353	0.49	0.58	0.55
	Right Tilted	0.003	0.348	0.385	0.044	0.353	0.35	0.43	0.40
	Left Cheek	0.149	0.348	0.385	0.075	0.353	0.50	0.61	0.58
	Left Tilted	0.003	0.348	0.385	0.03	0.353	0.35	0.42	0.39
WCDMA II Ant 1	Right Cheek	1.085	0.348	0.385	0.052	0.353	1.43	1.52	1.49
	Right Tilted	0.79	0.348	0.385	0.044	0.353	1.14	1.22	1.19
	Left Cheek	0.504	0.348	0.385	0.075	0.353	0.85	0.96	0.93
	Left Tilted	0.49	0.348	0.385	0.03	0.353	0.84	0.91	0.87
WCDMA IV Ant 0	Right Cheek	0.386	0.348	0.385	0.052	0.353	0.73	0.82	0.79
	Right Tilted	0.16	0.348	0.385	0.044	0.353	0.51	0.59	0.56
	Left Cheek	0.193	0.348	0.385	0.075	0.353	0.54	0.65	0.62
	Left Tilted	0.124	0.348	0.385	0.03	0.353	0.47	0.54	0.51
WCDMA IV Ant 1	Right Cheek	1.067	0.348	0.385	0.052	0.353	1.42	1.50	1.47
	Right Tilted	0.783	0.348	0.385	0.044	0.353	1.13	1.21	1.18
	Left Cheek	0.498	0.348	0.385	0.075	0.353	0.85	0.96	0.93
	Left Tilted	0.508	0.348	0.385	0.03	0.353	0.86	0.92	0.89
WCDMA V Ant 0	Right Cheek	0.2	0.348	0.385	0.052	0.353	0.55	0.64	0.61
	Right Tilted	0.143	0.348	0.385	0.044	0.353	0.49	0.57	0.54
	Left Cheek	0.294	0.348	0.385	0.075	0.353	0.64	0.75	0.72
	Left Tilted	0.154	0.348	0.385	0.03	0.353	0.50	0.57	0.54
WCDMA V Ant 1	Right Cheek	0.104	0.348	0.385	0.052	0.353	0.45	0.54	0.51
	Right Tilted	0.077	0.348	0.385	0.044	0.353	0.43	0.51	0.47
	Left Cheek	0.071	0.348	0.385	0.075	0.353	0.42	0.53	0.50
	Left Tilted	0.057	0.348	0.385	0.03	0.353	0.41	0.47	0.44
LTE Band 25(2) Ant 0	Right Cheek	0.078	0.348	0.385	0.052	0.353	0.43	0.52	0.48
	Right Tilted	0.014	0.348	0.385	0.044	0.353	0.36	0.44	0.41
	Left Cheek	0.129	0.348	0.385	0.075	0.353	0.48	0.59	0.56
	Left Tilted	0.034	0.348	0.385	0.03	0.353	0.38	0.45	0.42
LTE Band 25(2) Ant 1	Right Cheek	1.132	0.348	0.385	0.052	0.353	1.48	1.57	1.54
	Right Tilted	0.842	0.348	0.385	0.044	0.353	1.19	1.27	1.24
	Left Cheek	0.577	0.348	0.385	0.075	0.353	0.93	1.04	1.01
	Left Tilted	0.509	0.348	0.385	0.03	0.353	0.86	0.92	0.89
LTE Band 66(4) Ant 0	Right Cheek	0.422	0.348	0.385	0.052	0.353	0.77	0.86	0.83
	Right Tilted	0.134	0.348	0.385	0.044	0.353	0.48	0.56	0.53

	Left Cheek	0.206	0.348	0.385	0.075	0.353	0.55	0.67	0.63
	Left Tilted	0.118	0.348	0.385	0.03	0.353	0.47	0.53	0.50
LTE Band 66(4) Ant 1	Right Cheek	1.096	0.348	0.385	0.052	0.353	1.44	1.53	1.50
	Right Tilted	0.783	0.348	0.385	0.044	0.353	1.13	1.21	1.18
	Left Cheek	0.522	0.348	0.385	0.075	0.353	0.87	0.98	0.95
	Left Tilted	0.515	0.348	0.385	0.03	0.353	0.86	0.93	0.90
LTE Band 26 （5） Ant 0	Right Cheek	0.165	0.348	0.385	0.052	0.353	0.51	0.60	0.57
	Right Tilted	0.109	0.348	0.385	0.044	0.353	0.46	0.54	0.51
	Left Cheek	0.254	0.348	0.385	0.075	0.353	0.60	0.71	0.68
	Left Tilted	0.125	0.348	0.385	0.03	0.353	0.47	0.54	0.51
LTE Band 26 （5） Ant 1	Right Cheek	0.982	0.348	0.385	0.052	0.353	1.33	1.42	1.39
	Right Tilted	0.781	0.348	0.385	0.044	0.353	1.13	1.21	1.18
	Left Cheek	0.777	0.348	0.385	0.075	0.353	1.13	1.24	1.21
	Left Tilted	0.667	0.348	0.385	0.03	0.353	1.02	1.08	1.05
LTE Band 7 Ant 0	Right Cheek	0.155	0.348	0.385	0.052	0.353	0.50	0.59	0.56
	Right Tilted	0.104	0.348	0.385	0.044	0.353	0.45	0.53	0.50
	Left Cheek	0.096	0.348	0.385	0.075	0.353	0.44	0.56	0.52
	Left Tilted	0.1	0.348	0.385	0.03	0.353	0.45	0.52	0.48
LTE Band 12 Ant 0	Right Cheek	0.133	0.348	0.385	0.052	0.353	0.48	0.57	0.54
	Right Tilted	0.085	0.348	0.385	0.044	0.353	0.43	0.51	0.48
	Left Cheek	0.188	0.348	0.385	0.075	0.353	0.54	0.65	0.62
	Left Tilted	0.089	0.348	0.385	0.03	0.353	0.44	0.50	0.47
LTE Band 12 Ant 1	Right Cheek	0.719	0.348	0.385	0.052	0.353	1.07	1.16	1.12
	Right Tilted	0.558	0.348	0.385	0.044	0.353	0.91	0.99	0.96
	Left Cheek	0.63	0.348	0.385	0.075	0.353	0.98	1.09	1.06
	Left Tilted	0.49	0.348	0.385	0.03	0.353	0.84	0.91	0.87
LTE Band 13 Ant 0	Right Cheek	0.201	0.348	0.385	0.052	0.353	0.55	0.64	0.61
	Right Tilted	0.141	0.348	0.385	0.044	0.353	0.49	0.57	0.54
	Left Cheek	0.28	0.348	0.385	0.075	0.353	0.63	0.74	0.71
	Left Tilted	0.161	0.348	0.385	0.03	0.353	0.51	0.58	0.54
LTE Band 13 Ant 1	Right Cheek	0.573	0.348	0.385	0.052	0.353	0.92	1.01	0.98
	Right Tilted	0.435	0.348	0.385	0.044	0.353	0.78	0.86	0.83
	Left Cheek	0.453	0.348	0.385	0.075	0.353	0.80	0.91	0.88
	Left Tilted	0.356	0.348	0.385	0.03	0.353	0.70	0.77	0.74
LTE Band 14 Ant 0	Right Cheek	0.17	0.348	0.385	0.052	0.353	0.52	0.61	0.58
	Right Tilted	0.126	0.348	0.385	0.044	0.353	0.47	0.56	0.52
	Left Cheek	0.254	0.348	0.385	0.075	0.353	0.60	0.71	0.68
	Left Tilted	0.14	0.348	0.385	0.03	0.353	0.49	0.56	0.52
LTE Band 14 Ant 1	Right Cheek	0.539	0.348	0.385	0.052	0.353	0.89	0.98	0.94
	Right Tilted	0.404	0.348	0.385	0.044	0.353	0.75	0.83	0.80
	Left Cheek	0.423	0.348	0.385	0.075	0.353	0.77	0.88	0.85
	Left Tilted	0.326	0.348	0.385	0.03	0.353	0.67	0.74	0.71
LTE Band 30 Ant 0	Right Cheek	0.646	0.348	0.385	0.052	0.353	0.99	1.08	1.05
	Right Tilted	0.248	0.348	0.385	0.044	0.353	0.60	0.68	0.65
	Left Cheek	0.257	0.348	0.385	0.075	0.353	0.61	0.72	0.69
	Left Tilted	0.305	0.348	0.385	0.03	0.353	0.65	0.72	0.69
LTE Band 30 Ant 1	Right Cheek	1.131	0.348	0.385	0.052	0.353	1.48	1.57	1.54
	Right Tilted	1.063	0.348	0.385	0.044	0.353	1.41	1.49	1.46
	Left Cheek	0.611	0.348	0.385	0.075	0.353	0.96	1.07	1.04
	Left Tilted	0.55	0.348	0.385	0.03	0.353	0.90	0.97	0.93
LTE Band 71 Ant 0	Right Cheek	0.119	0.348	0.385	0.052	0.353	0.47	0.56	0.52
	Right Tilted	0.071	0.348	0.385	0.044	0.353	0.42	0.50	0.47
	Left Cheek	0.165	0.348	0.385	0.075	0.353	0.51	0.63	0.59
	Left Tilted	0.079	0.348	0.385	0.03	0.353	0.43	0.49	0.46
LTE Band 71 Ant 1	Right Cheek	0.403	0.348	0.385	0.052	0.353	0.75	0.84	0.81
	Right Tilted	0.322	0.348	0.385	0.044	0.353	0.67	0.75	0.72

	Left Cheek	0.352	0.348	0.385	0.075	0.353	0.70	0.81	0.78
	Left Tilted	0.281	0.348	0.385	0.03	0.353	0.63	0.70	0.66
LTE Band 41(38) Ant 0	Right Cheek	0.128	0.348	0.385	0.052	0.353	0.48	0.57	0.53
	Right Tilted	0.085	0.348	0.385	0.044	0.353	0.43	0.51	0.48
	Left Cheek	0.079	0.348	0.385	0.075	0.353	0.43	0.54	0.51
	Left Tilted	0.083	0.348	0.385	0.03	0.353	0.43	0.50	0.47
LTE Band 42 Part 27Q Ant 8	Right Cheek	0.105	0.348	0.385	0.052	0.353	0.45	0.54	0.51
	Right Tilted	0.077	0.348	0.385	0.044	0.353	0.43	0.51	0.47
	Left Cheek	0.226	0.348	0.385	0.075	0.353	0.57	0.69	0.65
	Left Tilted	0.073	0.348	0.385	0.03	0.353	0.42	0.49	0.46
LTE Band 48(43) Ant 8	Right Cheek	0.172	0.348	0.385	0.052	0.353	0.52	0.61	0.58
	Right Tilted	0.167	0.348	0.385	0.044	0.353	0.52	0.60	0.56
	Left Cheek	0.252	0.348	0.385	0.075	0.353	0.60	0.71	0.68
	Left Tilted	0.144	0.348	0.385	0.03	0.353	0.49	0.56	0.53
LTE Band 17 Ant 0	Right Cheek	0.136	0.348	0.385	0.052	0.353	0.48	0.57	0.54
	Right Tilted	0.087	0.348	0.385	0.044	0.353	0.44	0.52	0.48
	Left Cheek	0.192	0.348	0.385	0.075	0.353	0.54	0.65	0.62
	Left Tilted	0.091	0.348	0.385	0.03	0.353	0.44	0.51	0.47
LTE Band 17 Ant 1	Right Cheek	0.918	0.348	0.385	0.052	0.353	1.27	1.36	1.32
	Right Tilted	0.713	0.348	0.385	0.044	0.353	1.06	1.14	1.11
	Left Cheek	0.792	0.348	0.385	0.075	0.353	1.14	1.25	1.22
	Left Tilted	0.627	0.348	0.385	0.03	0.353	0.98	1.04	1.01
LTE Band 41(38) HPUE Ant 0	Right Cheek	0.185	0.348	0.385	0.052	0.353	0.53	0.62	0.59
	Right Tilted	0.185	0.348	0.385	0.044	0.353	0.53	0.61	0.58
	Left Cheek	0.185	0.348	0.385	0.075	0.353	0.53	0.65	0.61
	Left Tilted	0.185	0.348	0.385	0.03	0.353	0.53	0.60	0.57
LTE Band 42 Part 27Q-HPUE Ant 8	Right Cheek	0.370	0.348	0.385	0.052	0.353	0.72	0.81	0.78
	Right Tilted	0.370	0.348	0.385	0.044	0.353	0.72	0.80	0.77
	Left Cheek	0.370	0.348	0.385	0.075	0.353	0.72	0.83	0.80
	Left Tilted	0.370	0.348	0.385	0.03	0.353	0.72	0.79	0.75
LTE Band 42 Part 96-HPUE Ant 8	Right Cheek	0.075	0.348	0.385	0.052	0.353	0.42	0.51	0.48
	Right Tilted	0.062	0.348	0.385	0.044	0.353	0.41	0.49	0.46
	Left Cheek	0.13	0.348	0.385	0.075	0.353	0.48	0.59	0.56
	Left Tilted	0.079	0.348	0.385	0.03	0.353	0.43	0.49	0.46

FR1 Band	Exposure Position	1	2	3	4	5	1+2	1+3+4	1+4+5
		FR1	WLAN2.4GHz Ant 9+10	WLAN5GHz Ant 9+10	Bluetooth Ant 9	WLAN6GHz Ant 9+10	Summed	Summed	Summed
		1g SAR (W/kg)	1g SAR (W/kg)	1g SAR (W/kg)	1g SAR (W/kg)	1g SAR (W/kg)	1g SAR (W/kg)	1g SAR (W/kg)	1g SAR (W/kg)
FR1 n25(2)Ant 0	Right Cheek	0.225	0.348	0.385	0.052	0.353	0.57	0.66	0.63
	Right Tilted	0.107	0.348	0.385	0.044	0.353	0.46	0.54	0.50
	Left Cheek	0.232	0.348	0.385	0.075	0.353	0.58	0.69	0.66
	Left Tilted	0.117	0.348	0.385	0.03	0.353	0.47	0.53	0.50
FR1 n25(2)Ant 1	Right Cheek	1.038	0.348	0.385	0.052	0.353	1.39	1.48	1.44
	Right Tilted	0.787	0.348	0.385	0.044	0.353	1.14	1.22	1.18
	Left Cheek	0.536	0.348	0.385	0.075	0.353	0.88	1.00	0.96
	Left Tilted	0.52	0.348	0.385	0.03	0.353	0.87	0.94	0.90
FR1 n5 Ant 0	Right Cheek	0.288	0.348	0.385	0.052	0.353	0.64	0.73	0.69
	Right Tilted	0.178	0.348	0.385	0.044	0.353	0.53	0.61	0.58
	Left Cheek	0.444	0.348	0.385	0.075	0.353	0.79	0.90	0.87
	Left Tilted	0.206	0.348	0.385	0.03	0.353	0.55	0.62	0.59
FR1 n5 Ant 1	Right Cheek	0.75	0.348	0.385	0.052	0.353	1.10	1.19	1.16
	Right Tilted	0.478	0.348	0.385	0.044	0.353	0.83	0.91	0.88
	Left Cheek	0.637	0.348	0.385	0.075	0.353	0.99	1.10	1.07
	Left Tilted	0.358	0.348	0.385	0.03	0.353	0.71	0.77	0.74
FR1 n7 Ant 5	Right Cheek	1.123	0.348	0.385	0.052	0.353	1.47	1.56	1.53
	Right Tilted	0.121	0.348	0.385	0.044	0.353	0.47	0.55	0.52
	Left Cheek	0.335	0.348	0.385	0.075	0.353	0.68	0.80	0.76
	Left Tilted	0.21	0.348	0.385	0.03	0.353	0.56	0.63	0.59
FR1 n12 Ant 0	Right Cheek	0.225	0.348	0.385	0.052	0.353	0.57	0.66	0.63
	Right Tilted	0.129	0.348	0.385	0.044	0.353	0.48	0.56	0.53
	Left Cheek	0.305	0.348	0.385	0.075	0.353	0.65	0.77	0.73
	Left Tilted	0.126	0.348	0.385	0.03	0.353	0.47	0.54	0.51
FR1 n12 Ant 1	Right Cheek	0.77	0.348	0.385	0.052	0.353	1.12	1.21	1.18
	Right Tilted	0.502	0.348	0.385	0.044	0.353	0.85	0.93	0.90
	Left Cheek	0.542	0.348	0.385	0.075	0.353	0.89	1.00	0.97
	Left Tilted	0.374	0.348	0.385	0.03	0.353	0.72	0.79	0.76
FR1 n14 Ant 0	Right Cheek	0.099	0.348	0.385	0.052	0.353	0.45	0.54	0.50
	Right Tilted	0.073	0.348	0.385	0.044	0.353	0.42	0.50	0.47
	Left Cheek	0.155	0.348	0.385	0.075	0.353	0.50	0.62	0.58
	Left Tilted	0.078	0.348	0.385	0.03	0.353	0.43	0.49	0.46
FR1 n14 Ant 1	Right Cheek	1.132	0.348	0.385	0.052	0.353	1.48	1.57	1.54
	Right Tilted	0.66	0.348	0.385	0.044	0.353	1.01	1.09	1.06
	Left Cheek	0.87	0.348	0.385	0.075	0.353	1.22	1.33	1.30
	Left Tilted	0.498	0.348	0.385	0.03	0.353	0.85	0.91	0.88
FR1 n30 Ant 0	Right Cheek	0.398	0.348	0.385	0.052	0.353	0.75	0.84	0.80
	Right Tilted	0.165	0.348	0.385	0.044	0.353	0.51	0.59	0.56
	Left Cheek	0.145	0.348	0.385	0.075	0.353	0.49	0.61	0.57
	Left Tilted	0.22	0.348	0.385	0.03	0.353	0.57	0.64	0.60
FR1 n30 Ant 1	Right Cheek	1.046	0.348	0.385	0.052	0.353	1.39	1.48	1.45
	Right Tilted	0.827	0.348	0.385	0.044	0.353	1.18	1.26	1.22
	Left Cheek	0.534	0.348	0.385	0.075	0.353	0.88	0.99	0.96
	Left Tilted	0.48	0.348	0.385	0.03	0.353	0.83	0.90	0.86
FR1 n66 Ant 0	Right Cheek	0.223	0.348	0.385	0.052	0.353	0.57	0.66	0.63
	Right Tilted	0.119	0.348	0.385	0.044	0.353	0.47	0.55	0.52
	Left Cheek	0.13	0.348	0.385	0.075	0.353	0.48	0.59	0.56
	Left Tilted	0.082	0.348	0.385	0.03	0.353	0.43	0.50	0.47
FR1 n66 Ant 1	Right Cheek	1.12	0.348	0.385	0.052	0.353	1.47	1.56	1.53
	Right Tilted	0.883	0.348	0.385	0.044	0.353	1.23	1.31	1.28
	Left Cheek	0.528	0.348	0.385	0.075	0.353	0.88	0.99	0.96

	Left Tilted	0.496	0.348	0.385	0.03	0.353	0.84	0.91	0.88
FR1 n71 Ant 0	Right Cheek	0.302	0.348	0.385	0.052	0.353	0.65	0.74	0.71
	Right Tilted	0.151	0.348	0.385	0.044	0.353	0.50	0.58	0.55
	Left Cheek	0.409	0.348	0.385	0.075	0.353	0.76	0.87	0.84
	Left Tilted	0.176	0.348	0.385	0.03	0.353	0.52	0.59	0.56
FR1 n71 Ant 1	Right Cheek	0.176	0.348	0.385	0.052	0.353	0.52	0.61	0.58
	Right Tilted	0.123	0.348	0.385	0.044	0.353	0.47	0.55	0.52
	Left Cheek	0.122	0.348	0.385	0.075	0.353	0.47	0.58	0.55
	Left Tilted	0.101	0.348	0.385	0.03	0.353	0.45	0.52	0.48
FR1 n41(38) Ant 2	Right Cheek	0.158	0.348	0.385	0.052	0.353	0.51	0.60	0.56
	Right Tilted	0.103	0.348	0.385	0.044	0.353	0.45	0.53	0.50
	Left Cheek	0.438	0.348	0.385	0.075	0.353	0.79	0.90	0.87
	Left Tilted	0.435	0.348	0.385	0.03	0.353	0.78	0.85	0.82
FR1 n41(38) HPUE Ant 5	Right Cheek	1.075	0.348	0.385	0.052	0.353	1.42	1.51	1.48
	Right Tilted	0.124	0.348	0.385	0.044	0.353	0.47	0.55	0.52
	Left Cheek	0.281	0.348	0.385	0.075	0.353	0.63	0.74	0.71
	Left Tilted	0.178	0.348	0.385	0.03	0.353	0.53	0.59	0.56
FR1 n41(38) HPUE Ant 6	Right Cheek	0.241	0.348	0.385	0.052	0.353	0.59	0.68	0.65
	Right Tilted	0.042	0.348	0.385	0.044	0.353	0.39	0.47	0.44
	Left Cheek	1.072	0.348	0.385	0.075	0.353	1.42	1.53	1.50
	Left Tilted	0.081	0.348	0.385	0.03	0.353	0.43	0.50	0.46
FR1 n41(38) HPUE Ant 8	Right Cheek	0.204	0.348	0.385	0.052	0.353	0.55	0.64	0.61
	Right Tilted	0.162	0.348	0.385	0.044	0.353	0.51	0.59	0.56
	Left Cheek	0.46	0.348	0.385	0.075	0.353	0.81	0.92	0.89
	Left Tilted	0.136	0.348	0.385	0.03	0.353	0.48	0.55	0.52
FR1 n48 Part 96 Ant 2	Right Cheek	0.199	0.348	0.385	0.052	0.353	0.55	0.64	0.60
	Right Tilted	0.221	0.348	0.385	0.044	0.353	0.57	0.65	0.62
	Left Cheek	0.371	0.348	0.385	0.075	0.353	0.72	0.83	0.80
	Left Tilted	0.278	0.348	0.385	0.03	0.353	0.63	0.69	0.66
FR1 n48 Part 96 Ant 3	Right Cheek	1.07	0.348	0.385	0.052	0.353	1.42	1.51	1.48
	Right Tilted	0.032	0.348	0.385	0.044	0.353	0.38	0.46	0.43
	Left Cheek	0.137	0.348	0.385	0.075	0.353	0.49	0.60	0.57
	Left Tilted	0.018	0.348	0.385	0.03	0.353	0.37	0.43	0.40
FR1 n48 Part 96 Ant 7	Right Cheek	0.238	0.348	0.385	0.052	0.353	0.59	0.68	0.64
	Right Tilted	0.07	0.348	0.385	0.044	0.353	0.42	0.50	0.47
	Left Cheek	0.135	0.348	0.385	0.075	0.353	0.48	0.60	0.56
	Left Tilted	0.126	0.348	0.385	0.03	0.353	0.47	0.54	0.51
FR1 n48 Part 96 Ant 8	Right Cheek	0.175	0.348	0.385	0.052	0.353	0.52	0.61	0.58
	Right Tilted	0.15	0.348	0.385	0.044	0.353	0.50	0.58	0.55
	Left Cheek	0.187	0.348	0.385	0.075	0.353	0.54	0.65	0.62
	Left Tilted	0.143	0.348	0.385	0.03	0.353	0.49	0.56	0.53
FR1 n77(78) Part 27O Ant 2	Right Cheek	0.606	0.348	0.385	0.052	0.353	0.95	1.04	1.01
	Right Tilted	0.677	0.348	0.385	0.044	0.353	1.03	1.11	1.07
	Left Cheek	1.131	0.348	0.385	0.075	0.353	1.48	1.59	1.56
	Left Tilted	0.847	0.348	0.385	0.03	0.353	1.20	1.26	1.23
FR1 n77(78) Part 27O Ant 3	Right Cheek	0.894	0.348	0.385	0.052	0.353	1.24	1.33	1.30
	Right Tilted	0.048	0.348	0.385	0.044	0.353	0.40	0.48	0.45
	Left Cheek	0.217	0.348	0.385	0.075	0.353	0.57	0.68	0.65
	Left Tilted	0.032	0.348	0.385	0.03	0.353	0.38	0.45	0.42
FR1 n77(78) Part 27O Ant 7	Right Cheek	0.974	0.348	0.385	0.052	0.353	1.32	1.41	1.38
	Right Tilted	0.393	0.348	0.385	0.044	0.353	0.74	0.82	0.79
	Left Cheek	0.518	0.348	0.385	0.075	0.353	0.87	0.98	0.95
	Left Tilted	0.382	0.348	0.385	0.03	0.353	0.73	0.80	0.77
FR1 n77(78) Part 27O Ant 8	Right Cheek	0.43	0.348	0.385	0.052	0.353	0.78	0.87	0.84
	Right Tilted	0.37	0.348	0.385	0.044	0.353	0.72	0.80	0.77
	Left Cheek	0.458	0.348	0.385	0.075	0.353	0.81	0.92	0.89

	Left Tilted	0.351	0.348	0.385	0.03	0.353	0.70	0.77	0.73
FR1 n77(78) Part 27Q Ant 2	Right Cheek	0.662	0.348	0.385	0.052	0.353	1.01	1.10	1.07
	Right Tilted	0.581	0.348	0.385	0.044	0.353	0.93	1.01	0.98
	Left Cheek	1.126	0.348	0.385	0.075	0.353	1.47	1.59	1.55
	Left Tilted	0.829	0.348	0.385	0.03	0.353	1.18	1.24	1.21
FR1 n77(78) Part 27Q Ant 3	Right Cheek	1.067	0.348	0.385	0.052	0.353	1.42	1.50	1.47
	Right Tilted	0.031	0.348	0.385	0.044	0.353	0.38	0.46	0.43
	Left Cheek	0.193	0.348	0.385	0.075	0.353	0.54	0.65	0.62
	Left Tilted	0.021	0.348	0.385	0.03	0.353	0.37	0.44	0.40
FR1 n77(78) Part 27Q Ant 7	Right Cheek	0.957	0.348	0.385	0.052	0.353	1.31	1.39	1.36
	Right Tilted	0.286	0.348	0.385	0.044	0.353	0.63	0.72	0.68
	Left Cheek	0.545	0.348	0.385	0.075	0.353	0.89	1.01	0.97
	Left Tilted	0.512	0.348	0.385	0.03	0.353	0.86	0.93	0.90
FR1 n77(78) Part 27Q Ant 8	Right Cheek	0.369	0.348	0.385	0.052	0.353	0.72	0.81	0.77
	Right Tilted	0.291	0.348	0.385	0.044	0.353	0.64	0.72	0.69
	Left Cheek	0.525	0.348	0.385	0.075	0.353	0.87	0.99	0.95
	Left Tilted	0.229	0.348	0.385	0.03	0.353	0.58	0.64	0.61

<ENDC>

WWAN Band	FR1 Band	Exposure Position	1	2	3	4	5	6	1+2+3	1+2+4+5	1+2+5+6
			WWAN	FR1	WLAN2.4GHz Ant 9+10	WLAN5GHz Ant 9+10	Bluetooth Ant 9	WLAN6GHz Ant 9+10	Summed	Summed	Summed
			1g SAR (W/kg)	1g SAR (W/kg)	1g SAR (W/kg)	1g SAR (W/kg)	1g SAR (W/kg)	1g SAR (W/kg)	1g SAR (W/kg)	1g SAR (W/kg)	1g SAR (W/kg)
LTE Band 2 Ant 2	FR1 n66 Ant 0	Right Cheek	0.137	0.223	0.348	0.385	0.052	0.353	0.71	0.80	0.77
		Right Tilted	0.119	0.119	0.348	0.385	0.044	0.353	0.59	0.67	0.64
		Left Cheek	0.382	0.13	0.348	0.385	0.075	0.353	0.86	0.97	0.94
		Left Tilted	0.187	0.082	0.348	0.385	0.03	0.353	0.62	0.68	0.65
LTE Band 26 （5） Ant 0	FR1 n78 Ant 8	Right Cheek	0.165	0.43	0.348	0.385	0.052	0.353	0.94	1.03	1.00
		Right Tilted	0.109	0.37	0.348	0.385	0.044	0.353	0.83	0.91	0.88
		Left Cheek	0.254	0.525	0.348	0.385	0.075	0.353	1.13	1.24	1.21
		Left Tilted	0.125	0.351	0.348	0.385	0.03	0.353	0.82	0.89	0.86
LTE Band 66 Ant 2	FR1 n5 Ant 0	Right Cheek	0.133	0.288	0.348	0.385	0.052	0.353	0.77	0.86	0.83
		Right Tilted	0.096	0.178	0.348	0.385	0.044	0.353	0.62	0.70	0.67
		Left Cheek	0.402	0.444	0.348	0.385	0.075	0.353	1.19	1.31	1.27
		Left Tilted	0.23	0.206	0.348	0.385	0.03	0.353	0.78	0.85	0.82
LTE Band 7 Ant 6	FR1 n77(78) Ant 8	Right Cheek	0.534	0.43	0.348	0.385	0.052	0.353	1.31	1.40	1.37
		Right Tilted	0.534	0.37	0.348	0.385	0.044	0.353	1.25	1.33	1.30
		Left Cheek	0.534	0.525	0.348	0.385	0.075	0.353	1.41	1.52	1.49
		Left Tilted	0.534	0.351	0.348	0.385	0.03	0.353	1.23	1.30	1.27
LTE Band 12 Ant 0	FR1 n25（2） Ant 0	Right Cheek	0.133	0.225	0.348	0.385	0.052	0.353	0.71	0.80	0.76
		Right Tilted	0.085	0.107	0.348	0.385	0.044	0.353	0.54	0.62	0.59
		Left Cheek	0.188	0.232	0.348	0.385	0.075	0.353	0.77	0.88	0.85
		Left Tilted	0.089	0.117	0.348	0.385	0.03	0.353	0.55	0.62	0.59
LTE Band 12 Ant 0	FR1 n66 Ant 0	Right Cheek	0.133	0.223	0.348	0.385	0.052	0.353	0.70	0.79	0.76
		Right Tilted	0.085	0.119	0.348	0.385	0.044	0.353	0.55	0.63	0.60
		Left Cheek	0.188	0.13	0.348	0.385	0.075	0.353	0.67	0.78	0.75
		Left Tilted	0.089	0.082	0.348	0.385	0.03	0.353	0.52	0.59	0.55
LTE Band 12 Ant 0	FR1 n78 Ant 8	Right Cheek	0.133	0.43	0.348	0.385	0.052	0.353	0.91	1.00	0.97
		Right Tilted	0.085	0.37	0.348	0.385	0.044	0.353	0.80	0.88	0.85
		Left Cheek	0.188	0.525	0.348	0.385	0.075	0.353	1.06	1.17	1.14
		Left Tilted	0.089	0.351	0.348	0.385	0.03	0.353	0.79	0.86	0.82
LTE Band 13 Ant 0	FR1 n25（2） Ant 0	Right Cheek	0.201	0.225	0.348	0.385	0.052	0.353	0.77	0.86	0.83
		Right Tilted	0.141	0.107	0.348	0.385	0.044	0.353	0.60	0.68	0.65
		Left Cheek	0.28	0.232	0.348	0.385	0.075	0.353	0.86	0.97	0.94
		Left Tilted	0.161	0.117	0.348	0.385	0.03	0.353	0.63	0.69	0.66
LTE Band 13	FR1 n66 Ant	Right Cheek	0.201	0.223	0.348	0.385	0.052	0.353	0.77	0.86	0.83

Ant 0	0	Right Tilted	0.141	0.119	0.348	0.385	0.044	0.353	0.61	0.69	0.66
		Left Cheek	0.28	0.13	0.348	0.385	0.075	0.353	0.76	0.87	0.84
		Left Tilted	0.161	0.082	0.348	0.385	0.03	0.353	0.59	0.66	0.63
LTE Band 14 Ant 0	FR1 n25（2）Ant 0	Right Cheek	0.17	0.225	0.348	0.385	0.052	0.353	0.74	0.83	0.80
		Right Tilted	0.126	0.107	0.348	0.385	0.044	0.353	0.58	0.66	0.63
		Left Cheek	0.254	0.232	0.348	0.385	0.075	0.353	0.83	0.95	0.91
		Left Tilted	0.14	0.117	0.348	0.385	0.03	0.353	0.61	0.67	0.64
LTE Band 14 Ant 0	FR1 n66 Ant 0	Right Cheek	0.17	0.223	0.348	0.385	0.052	0.353	0.74	0.83	0.80
		Right Tilted	0.126	0.119	0.348	0.385	0.044	0.353	0.59	0.67	0.64
		Left Cheek	0.254	0.13	0.348	0.385	0.075	0.353	0.73	0.84	0.81
		Left Tilted	0.14	0.082	0.348	0.385	0.03	0.353	0.57	0.64	0.61
LTE Band 2 Ant 2	FR1 n41 Ant 5	Right Cheek	0.137	0.536	0.348	0.385	0.052	0.353	1.02	1.11	1.08
		Right Tilted	0.119	0.536	0.348	0.385	0.044	0.353	1.00	1.08	1.05
		Left Cheek	0.382	0.536	0.348	0.385	0.075	0.353	1.27	1.38	1.35
		Left Tilted	0.187	0.536	0.348	0.385	0.03	0.353	1.07	1.14	1.11
LTE Band 2 Ant 2	FR1 n5 Ant 0	Right Cheek	0.137	0.288	0.348	0.385	0.052	0.353	0.77	0.86	0.83
		Right Tilted	0.119	0.178	0.348	0.385	0.044	0.353	0.65	0.73	0.69
		Left Cheek	0.382	0.444	0.348	0.385	0.075	0.353	1.17	1.29	1.25
		Left Tilted	0.187	0.206	0.348	0.385	0.03	0.353	0.74	0.81	0.78
LTE Band 2 Ant 2	FR1 n71 Ant 0	Right Cheek	0.137	0.302	0.348	0.385	0.052	0.353	0.79	0.88	0.84
		Right Tilted	0.119	0.151	0.348	0.385	0.044	0.353	0.62	0.70	0.67
		Left Cheek	0.382	0.409	0.348	0.385	0.075	0.353	1.14	1.25	1.22
		Left Tilted	0.187	0.176	0.348	0.385	0.03	0.353	0.71	0.78	0.75
LTE Band 2 Ant 2	FR1 n77 Ant 8	Right Cheek	0.137	0.43	0.348	0.385	0.052	0.353	0.92	1.00	0.97
		Right Tilted	0.119	0.37	0.348	0.385	0.044	0.353	0.84	0.92	0.89
		Left Cheek	0.382	0.525	0.348	0.385	0.075	0.353	1.26	1.37	1.34
		Left Tilted	0.187	0.351	0.348	0.385	0.03	0.353	0.89	0.95	0.92
LTE Band 30 Ant 2	FR1 n5 Ant 0	Right Cheek	0.221	0.288	0.348	0.385	0.052	0.353	0.86	0.95	0.91
		Right Tilted	0.196	0.178	0.348	0.385	0.044	0.353	0.72	0.80	0.77
		Left Cheek	0.429	0.444	0.348	0.385	0.075	0.353	1.22	1.33	1.30
		Left Tilted	0.264	0.206	0.348	0.385	0.03	0.353	0.82	0.89	0.85
LTE Band 26（5） Ant 0	FR1 n25（2）Ant 0	Right Cheek	0.165	0.225	0.348	0.385	0.052	0.353	0.74	0.83	0.80
		Right Tilted	0.109	0.107	0.348	0.385	0.044	0.353	0.56	0.65	0.61
		Left Cheek	0.254	0.232	0.348	0.385	0.075	0.353	0.83	0.95	0.91
		Left Tilted	0.125	0.117	0.348	0.385	0.03	0.353	0.59	0.66	0.63
LTE Band 26（5） Ant 0	FR1 n66 Ant 0	Right Cheek	0.165	0.223	0.348	0.385	0.052	0.353	0.74	0.83	0.79
		Right Tilted	0.109	0.119	0.348	0.385	0.044	0.353	0.58	0.66	0.63
		Left Cheek	0.254	0.13	0.348	0.385	0.075	0.353	0.73	0.84	0.81
		Left Tilted	0.125	0.082	0.348	0.385	0.03	0.353	0.56	0.62	0.59
LTE Band 66 Ant 2	FR1 n25（2）Ant 0	Right Cheek	0.133	0.225	0.348	0.385	0.052	0.353	0.71	0.80	0.76
		Right Tilted	0.096	0.107	0.348	0.385	0.044	0.353	0.55	0.63	0.60
		Left Cheek	0.402	0.232	0.348	0.385	0.075	0.353	0.98	1.09	1.06
		Left Tilted	0.23	0.117	0.348	0.385	0.03	0.353	0.70	0.76	0.73
LTE Band 66 Ant 2	FR1 n41 Ant 5	Right Cheek	0.133	0.536	0.348	0.385	0.052	0.353	1.02	1.11	1.07
		Right Tilted	0.096	0.536	0.348	0.385	0.044	0.353	0.98	1.06	1.03
		Left Cheek	0.402	0.536	0.348	0.385	0.075	0.353	1.29	1.40	1.37
		Left Tilted	0.23	0.536	0.348	0.385	0.03	0.353	1.11	1.18	1.15
LTE Band 66 Ant 2	FR1 n71 Ant 0	Right Cheek	0.133	0.302	0.348	0.385	0.052	0.353	0.78	0.87	0.84
		Right Tilted	0.096	0.151	0.348	0.385	0.044	0.353	0.60	0.68	0.64
		Left Cheek	0.402	0.409	0.348	0.385	0.075	0.353	1.16	1.27	1.24
		Left Tilted	0.23	0.176	0.348	0.385	0.03	0.353	0.75	0.82	0.79
LTE Band 66 Ant 2	FR1 n77(78) Ant 8	Right Cheek	0.133	0.43	0.348	0.385	0.052	0.353	0.91	1.00	0.97
		Right Tilted	0.096	0.37	0.348	0.385	0.044	0.353	0.81	0.90	0.86
		Left Cheek	0.402	0.525	0.348	0.385	0.075	0.353	1.28	1.39	1.36
		Left Tilted	0.23	0.351	0.348	0.385	0.03	0.353	0.93	1.00	0.96
LTE Band 14	FR1 n30 Ant	Right Cheek	0.17	0.398	0.348	0.385	0.052	0.353	0.92	1.01	0.97

Ant 0	0	Right Tilted	0.126	0.165	0.348	0.385	0.044	0.353	0.64	0.72	0.69
		Left Cheek	0.254	0.145	0.348	0.385	0.075	0.353	0.75	0.86	0.83
		Left Tilted	0.14	0.22	0.348	0.385	0.03	0.353	0.71	0.78	0.74
LTE Band 71 Ant 0	FR1 n66 Ant 0	Right Cheek	0.119	0.223	0.348	0.385	0.052	0.353	0.69	0.78	0.75
		Right Tilted	0.071	0.119	0.348	0.385	0.044	0.353	0.54	0.62	0.59
		Left Cheek	0.165	0.13	0.348	0.385	0.075	0.353	0.64	0.76	0.72
		Left Tilted	0.079	0.082	0.348	0.385	0.03	0.353	0.51	0.58	0.54
LTE Band 7 Ant 6	FR1 n5 Ant 0	Right Cheek	0.534	0.288	0.348	0.385	0.052	0.353	1.17	1.26	1.23
		Right Tilted	0.534	0.178	0.348	0.385	0.044	0.353	1.06	1.14	1.11
		Left Cheek	0.534	0.444	0.348	0.385	0.075	0.353	1.33	1.44	1.41
		Left Tilted	0.534	0.206	0.348	0.385	0.03	0.353	1.09	1.16	1.12
LTE Band 2 Ant 2	FR1 n78 Ant 8	Right Cheek	0.137	0.43	0.348	0.385	0.052	0.353	0.92	1.00	0.97
		Right Tilted	0.119	0.37	0.348	0.385	0.044	0.353	0.84	0.92	0.89
		Left Cheek	0.382	0.525	0.348	0.385	0.075	0.353	1.26	1.37	1.34
		Left Tilted	0.187	0.351	0.348	0.385	0.03	0.353	0.89	0.95	0.92
LTE Band 7 Ant 6	FR1 n71 Ant 0	Right Cheek	0.534	0.302	0.348	0.385	0.052	0.353	1.18	1.27	1.24
		Right Tilted	0.534	0.151	0.348	0.385	0.044	0.353	1.03	1.11	1.08
		Left Cheek	0.534	0.409	0.348	0.385	0.075	0.353	1.29	1.40	1.37
		Left Tilted	0.534	0.176	0.348	0.385	0.03	0.353	1.06	1.13	1.09
LTE Band 12 Ant 0	FR1 n25 Ant 0	Right Cheek	0.133	0.225	0.348	0.385	0.052	0.353	0.71	0.80	0.76
		Right Tilted	0.085	0.107	0.348	0.385	0.044	0.353	0.54	0.62	0.59
		Left Cheek	0.188	0.232	0.348	0.385	0.075	0.353	0.77	0.88	0.85
		Left Tilted	0.089	0.117	0.348	0.385	0.03	0.353	0.55	0.62	0.59
LTE Band 12 Ant 0	FR1 n77 Ant 8	Right Cheek	0.133	0.43	0.348	0.385	0.052	0.353	0.91	1.00	0.97
		Right Tilted	0.085	0.37	0.348	0.385	0.044	0.353	0.80	0.88	0.85
		Left Cheek	0.188	0.525	0.348	0.385	0.075	0.353	1.06	1.17	1.14
		Left Tilted	0.089	0.351	0.348	0.385	0.03	0.353	0.79	0.86	0.82
LTE Band 14 Ant 0	FR1 n77 Ant 8	Right Cheek	0.17	0.43	0.348	0.385	0.052	0.353	0.95	1.04	1.01
		Right Tilted	0.126	0.37	0.348	0.385	0.044	0.353	0.84	0.93	0.89
		Left Cheek	0.254	0.525	0.348	0.385	0.075	0.353	1.13	1.24	1.21
		Left Tilted	0.14	0.351	0.348	0.385	0.03	0.353	0.84	0.91	0.87
LTE Band 71 Ant 0	FR1 n78 Ant 8	Right Cheek	0.119	0.43	0.348	0.385	0.052	0.353	0.90	0.99	0.95
		Right Tilted	0.071	0.37	0.348	0.385	0.044	0.353	0.79	0.87	0.84
		Left Cheek	0.165	0.525	0.348	0.385	0.075	0.353	1.04	1.15	1.12
		Left Tilted	0.079	0.351	0.348	0.385	0.03	0.353	0.78	0.85	0.81

<UL CA>

WWAN Band	WWAN Band	Exposure Position	1	2	3	4	5	6	1+2+3	1+2+4+5	1+2+5+6
			WWAN	WWAN	WLAN2.4GHz Ant 9+10	WLAN5GHz Ant 9+10	Bluetooth Ant 9	WLAN6GHz Ant 9+10	Summed	Summed	Summed
			1g SAR (W/kg)	1g SAR (W/kg)	1g SAR (W/kg)	1g SAR (W/kg)	1g SAR (W/kg)	1g SAR (W/kg)	1g SAR (W/kg)	1g SAR (W/kg)	1g SAR (W/kg)
LTE Band 12 Ant 0	LTE Band 66 Ant 1	Right Cheek	0.133	0.513	0.348	0.385	0.052	0.353	0.99	1.08	1.05
		Right Tilted	0.085	0.513	0.348	0.385	0.044	0.353	0.95	1.03	1.00
		Left Cheek	0.188	0.513	0.348	0.385	0.075	0.353	1.05	1.16	1.13
		Left Tilted	0.089	0.513	0.348	0.385	0.03	0.353	0.95	1.02	0.99
LTE Band 13 Ant 0	LTE Band 66 Ant 1	Right Cheek	0.201	0.513	0.348	0.385	0.052	0.353	1.06	1.15	1.12
		Right Tilted	0.141	0.513	0.348	0.385	0.044	0.353	1.00	1.08	1.05
		Left Cheek	0.28	0.513	0.348	0.385	0.075	0.353	1.14	1.25	1.22
		Left Tilted	0.161	0.513	0.348	0.385	0.03	0.353	1.02	1.09	1.06
LTE Band 26(5) Ant 0	LTE Band 7 Ant 5	Right Cheek	0.165	0.534	0.348	0.385	0.052	0.353	1.05	1.14	1.10
		Right Tilted	0.109	0.534	0.348	0.385	0.044	0.353	0.99	1.07	1.04
		Left Cheek	0.254	0.534	0.348	0.385	0.075	0.353	1.14	1.25	1.22
		Left Tilted	0.125	0.534	0.348	0.385	0.03	0.353	1.01	1.07	1.04
LTE Band 2 Ant 1	LTE Band 12 Ant 0	Right Cheek	0.573	0.133	0.348	0.385	0.052	0.353	1.05	1.14	1.11
		Right Tilted	0.573	0.085	0.348	0.385	0.044	0.353	1.01	1.09	1.06
		Left Cheek	0.573	0.188	0.348	0.385	0.075	0.353	1.11	1.22	1.19

		Left Tilted	0.573	0.089	0.348	0.385	0.03	0.353	1.01	1.08	1.05
LTE Band 2 Ant 1	LTE Band 13 Ant 0	Right Cheek	0.573	0.201	0.348	0.385	0.052	0.353	1.12	1.21	1.18
		Right Tilted	0.573	0.141	0.348	0.385	0.044	0.353	1.06	1.14	1.11
		Left Cheek	0.573	0.28	0.348	0.385	0.075	0.353	1.20	1.31	1.28
		Left Tilted	0.573	0.161	0.348	0.385	0.03	0.353	1.08	1.15	1.12
LTE Band 2 Ant 2	LTE Band 66 (4) Ant 1	Right Cheek	0.137	0.513	0.348	0.385	0.052	0.353	1.00	1.09	1.06
		Right Tilted	0.119	0.513	0.348	0.385	0.044	0.353	0.98	1.06	1.03
		Left Cheek	0.382	0.513	0.348	0.385	0.075	0.353	1.24	1.36	1.32
		Left Tilted	0.187	0.513	0.348	0.385	0.03	0.353	1.05	1.12	1.08
LTE Band 66 (4) Ant 1	LTE Band 13 Ant 0	Right Cheek	0.513	0.201	0.348	0.385	0.052	0.353	1.06	1.15	1.12
		Right Tilted	0.513	0.141	0.348	0.385	0.044	0.353	1.00	1.08	1.05
		Left Cheek	0.513	0.28	0.348	0.385	0.075	0.353	1.14	1.25	1.22
		Left Tilted	0.513	0.161	0.348	0.385	0.03	0.353	1.02	1.09	1.06
LTE Band 66 (4) Ant 1	LTE Band 12 Ant 0	Right Cheek	0.513	0.133	0.348	0.385	0.052	0.353	0.99	1.08	1.05
		Right Tilted	0.513	0.085	0.348	0.385	0.044	0.353	0.95	1.03	1.00
		Left Cheek	0.513	0.188	0.348	0.385	0.075	0.353	1.05	1.16	1.13
		Left Tilted	0.513	0.089	0.348	0.385	0.03	0.353	0.95	1.02	0.99
LTE Band 66 (4) Ant 1	LTE Band 26 （5） Ant 0	Right Cheek	0.513	0.165	0.348	0.385	0.052	0.353	1.03	1.12	1.08
		Right Tilted	0.513	0.109	0.348	0.385	0.044	0.353	0.97	1.05	1.02
		Left Cheek	0.513	0.254	0.348	0.385	0.075	0.353	1.12	1.23	1.20
		Left Tilted	0.513	0.125	0.348	0.385	0.03	0.353	0.99	1.05	1.02
LTE Band 26(5) Ant 0	LTE Band 66 Ant 1	Right Cheek	0.165	0.513	0.348	0.385	0.052	0.353	1.03	1.12	1.08
		Right Tilted	0.109	0.513	0.348	0.385	0.044	0.353	0.97	1.05	1.02
		Left Cheek	0.254	0.513	0.348	0.385	0.075	0.353	1.12	1.23	1.20
		Left Tilted	0.125	0.513	0.348	0.385	0.03	0.353	0.99	1.05	1.02

<UL MIMO>

FR1 Band	FR1 Band	Exposure Position	1	2	3	4	5	6	1+2+3	1+2+4+5	1+2+5+6
			FR1	FR1	WLAN2.4GHz Ant 9+10	WLAN5GHz Ant 9+10	Bluetooth Ant 9	WLAN6GHz Ant 9+10	Summed	Summed	Summed
			1g SAR (W/kg)	1g SAR (W/kg)	1g SAR (W/kg)	1g SAR (W/kg)	1g SAR (W/kg)	1g SAR (W/kg)	1g SAR (W/kg)	1g SAR (W/kg)	1g SAR (W/kg)
FR1 n41 Ant 5	FR1 n41 Ant 6	Right Cheek	0.536	0.578	0.348	0.385	0.052	0.353	1.46	1.55	1.52
		Right Tilted	0.536	0.578	0.348	0.385	0.044	0.353	1.46	1.54	1.51
		Left Cheek	0.536	0.578	0.348	0.385	0.075	0.353	1.46	1.57	1.54
		Left Tilted	0.536	0.578	0.348	0.385	0.03	0.353	1.46	1.53	1.50
FR1 n48 Ant 7	FR1 n48 Ant 8	Right Cheek	0.238	0.175	0.348	0.385	0.052	0.353	0.76	0.85	0.82
		Right Tilted	0.07	0.15	0.348	0.385	0.044	0.353	0.57	0.65	0.62
		Left Cheek	0.135	0.187	0.348	0.385	0.075	0.353	0.67	0.78	0.75
		Left Tilted	0.126	0.143	0.348	0.385	0.03	0.353	0.62	0.68	0.65
FR1 n77(78) Ant 7	FR1 n77(78) Ant 8	Right Cheek	0.552	0.43	0.348	0.385	0.052	0.353	1.33	1.42	1.39
		Right Tilted	0.552	0.37	0.348	0.385	0.044	0.353	1.27	1.35	1.32
		Left Cheek	0.552	0.525	0.348	0.385	0.075	0.353	1.43	1.54	1.51
		Left Tilted	0.552	0.351	0.348	0.385	0.03	0.353	1.25	1.32	1.29

16.2 Hotspot Exposure Conditions

WWAN Band	Exposure Position	1	2	3	4	1+2	1+3+4
		WWAN	WLAN2.4GHz Ant 9+10	WLAN5GHz Ant 9+10	Bluetooth Ant 9	Summed	Summed
		1g SAR (W/kg)	1g SAR (W/kg)	1g SAR (W/kg)	1g SAR (W/kg)	1g SAR (W/kg)	1g SAR (W/kg)
GSM850 Ant 0	Front	0.367	0.235	0.139	0.025	0.60	0.53
	Back	0.403	0.300	0.354	0.068	0.70	0.83
	Left side	0.189	0.348	0.150	0.034	0.54	0.37
	Right side	0.162	0.238	0.381	0.020	0.40	0.56
	Top side		0.218	0.257	0.015	0.22	0.27
	Bottom side	0.275				0.28	0.28
GSM850 Ant 1	Front	0.195	0.235	0.139	0.025	0.43	0.36
	Back	0.158	0.300	0.354	0.068	0.46	0.58
	Left side	0.046	0.348	0.150	0.034	0.39	0.23
	Right side	0.003	0.238	0.381	0.020	0.24	0.40
	Top side	0.080	0.218	0.257	0.015	0.30	0.35
	Bottom side					0.00	0.00
GSM1900 Ant 0	Front	0.342	0.235	0.139	0.025	0.58	0.51
	Back	1.081	0.300	0.354	0.068	1.38	1.50
	Left side	0.051	0.348	0.150	0.034	0.40	0.24
	Right side	0.001	0.238	0.381	0.020	0.24	0.40
	Top side		0.218	0.257	0.015	0.22	0.27
	Bottom side	0.402				0.40	0.40
GSM1900 Ant 1	Front	0.337	0.235	0.139	0.025	0.57	0.50
	Back	0.264	0.300	0.354	0.068	0.56	0.69
	Left side	0.132	0.348	0.150	0.034	0.48	0.32
	Right side	0.092	0.238	0.381	0.020	0.33	0.49
	Top side	0.331	0.218	0.257	0.015	0.55	0.60
	Bottom side					0.00	0.00
WCDMA II Ant 0	Front	0.435	0.235	0.139	0.025	0.67	0.60
	Back	1.170	0.300	0.354	0.068	1.47	1.59
	Left side	0.033	0.348	0.150	0.034	0.38	0.22
	Right side	0.049	0.238	0.381	0.020	0.29	0.45
	Top side		0.218	0.257	0.015	0.22	0.27
	Bottom side	0.514				0.51	0.51
WCDMA II Ant 1	Front	0.558	0.235	0.139	0.025	0.79	0.72
	Back	0.506	0.300	0.354	0.068	0.81	0.93
	Left side	0.443	0.348	0.150	0.034	0.79	0.63
	Right side	0.165	0.238	0.381	0.020	0.40	0.57
	Top side	0.565	0.218	0.257	0.015	0.78	0.84
	Bottom side					0.00	0.00
WCDMA IV Ant 0	Front	0.248	0.235	0.139	0.025	0.48	0.41
	Back	0.837	0.300	0.354	0.068	1.14	1.26
	Left side	0.030	0.348	0.150	0.034	0.38	0.21
	Right side	0.120	0.238	0.381	0.020	0.36	0.52
	Top side		0.218	0.257	0.015	0.22	0.27
	Bottom side	0.272				0.27	0.27
WCDMA IV Ant 1	Front	0.305	0.235	0.139	0.025	0.54	0.47
	Back	0.269	0.300	0.354	0.068	0.57	0.69
	Left side	0.271	0.348	0.150	0.034	0.62	0.46
	Right side	0.080	0.238	0.381	0.020	0.32	0.48
	Top side	0.438	0.218	0.257	0.015	0.66	0.71
	Bottom side					0.00	0.00
WCDMA V Ant 0	Front	0.327	0.235	0.139	0.025	0.56	0.49
	Back	0.314	0.300	0.354	0.068	0.61	0.74

	Left side	0.139	0.348	0.150	0.034	0.49	0.32
	Right side	0.110	0.238	0.381	0.020	0.35	0.51
	Top side		0.218	0.257	0.015	0.22	0.27
	Bottom side	0.208				0.21	0.21
WCDMA V Ant 1	Front	0.207	0.235	0.139	0.025	0.44	0.37
	Back	0.168	0.300	0.354	0.068	0.47	0.59
	Left side	0.048	0.348	0.150	0.034	0.40	0.23
	Right side	0.003	0.238	0.381	0.020	0.24	0.40
	Top side	0.085	0.218	0.257	0.015	0.30	0.36
	Bottom side					0.00	0.00
LTE Band 25 (2) Ant 0	Front	0.364	0.235	0.139	0.025	0.60	0.53
	Back	1.004	0.300	0.354	0.068	1.30	1.43
	Left side	0.055	0.348	0.150	0.034	0.40	0.24
	Right side	0.042	0.238	0.381	0.020	0.28	0.44
	Top side		0.218	0.257	0.015	0.22	0.27
	Bottom side	0.427				0.43	0.43
LTE Band 25(2) Ant 1	Front	0.458	0.235	0.139	0.025	0.69	0.62
	Back	0.374	0.300	0.354	0.068	0.67	0.80
	Left side	0.321	0.348	0.150	0.034	0.67	0.51
	Right side	0.132	0.238	0.381	0.020	0.37	0.53
	Top side	0.416	0.218	0.257	0.015	0.63	0.69
	Bottom side					0.00	0.00
LTE Band 66(4) Ant 0	Front	0.251	0.235	0.139	0.025	0.49	0.42
	Back	0.915	0.300	0.354	0.068	1.22	1.34
	Left side	0.029	0.348	0.150	0.034	0.38	0.21
	Right side	0.105	0.238	0.381	0.020	0.34	0.51
	Top side		0.218	0.257	0.015	0.22	0.27
	Bottom side	0.279				0.28	0.28
LTE Band 66(4) Ant 1	Front	0.626	0.235	0.139	0.025	0.86	0.79
	Back	0.554	0.300	0.354	0.068	0.85	0.98
	Left side	0.539	0.348	0.150	0.034	0.89	0.72
	Right side	0.109	0.238	0.381	0.020	0.35	0.51
	Top side	0.767	0.218	0.257	0.015	0.99	1.04
	Bottom side					0.00	0.00
LTE Band 26(5) Ant 0	Front	0.279	0.235	0.139	0.025	0.51	0.44
	Back	0.346	0.300	0.354	0.068	0.65	0.77
	Left side	0.143	0.348	0.150	0.034	0.49	0.33
	Right side	0.106	0.238	0.381	0.020	0.34	0.51
	Top side		0.218	0.257	0.015	0.22	0.27
	Bottom side	0.219				0.22	0.22
LTE Band 26(5) Ant 1	Front	0.235	0.235	0.139	0.025	0.47	0.40
	Back	0.190	0.300	0.354	0.068	0.49	0.61
	Left side	0.055	0.348	0.150	0.034	0.40	0.24
	Right side	0.003	0.238	0.381	0.020	0.24	0.40
	Top side	0.096	0.218	0.257	0.015	0.31	0.37
	Bottom side					0.00	0.00
LTE Band 7 Ant 0	Front	0.298	0.235	0.139	0.025	0.53	0.46
	Back	1.161	0.300	0.354	0.068	1.46	1.58
	Left side	0.034	0.348	0.150	0.034	0.38	0.22
	Right side	0.224	0.238	0.381	0.020	0.46	0.63
	Top side		0.218	0.257	0.015	0.22	0.27
	Bottom side	0.971				0.97	0.97
LTE Band 12 Ant 0	Front	0.155	0.235	0.139	0.025	0.39	0.32
	Back	0.317	0.300	0.354	0.068	0.62	0.74
	Left side	0.153	0.348	0.150	0.034	0.50	0.34
	Right side	0.143	0.238	0.381	0.020	0.38	0.54