Site: NS-AC1	Test Date: 2023-03-10
Limit: FCC_2.4G_RE(3m)	Engineer: Ted Chen
Probe: NS-AC1_BBHA9120D_2111_1-18GHz	Polarity: Horizontal
EUT: Tablet Computer	Power: By Battery
Test Mode: Transmit by 802.11n-HT20 at 2462MHz	

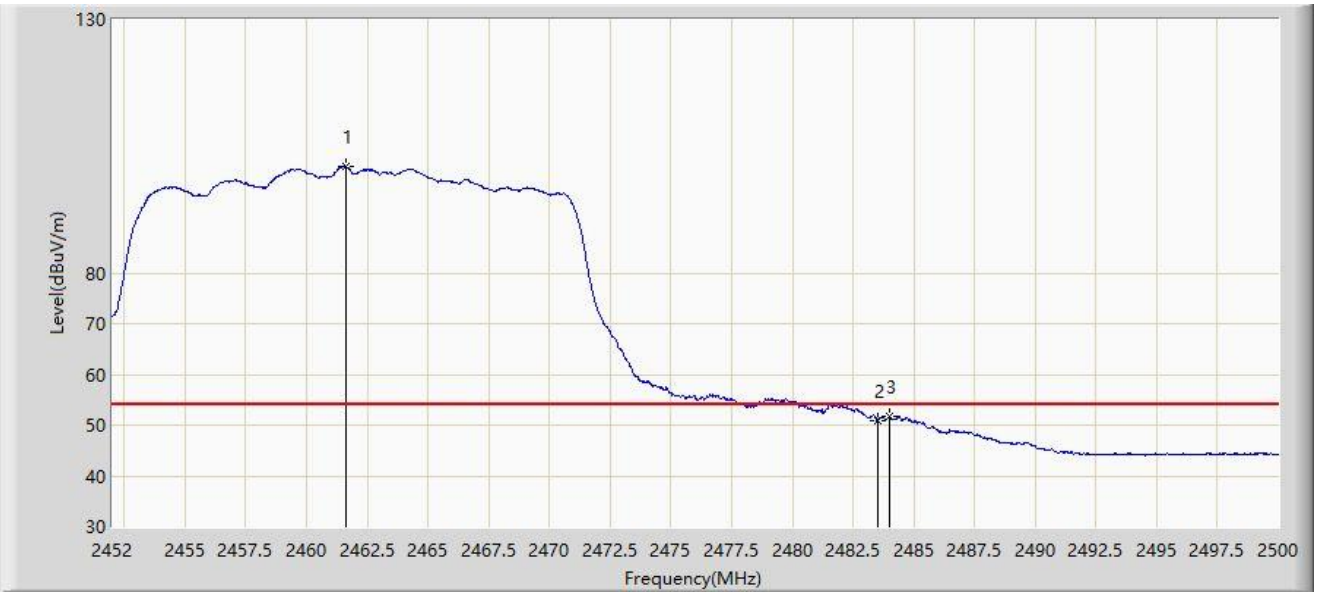

No	Mark	Frequency (MHz)	Measure Level (dBμV/m)	Reading Level (dBμV)	Margin (dB)	Limit (dBμV/m)	Factor (dB/m)	Type
1		2461.600	101.038	70.187	N/A	N/A	30.851	AV
2		2483.500	50.990	20.255	-3.010	54.000	30.734	AV
3	*	2484.016	51.619	20.884	-2.381	54.000	30.735	AV

Note 1: " * ", means this data is the worst emission level.

Note 2: Measure Level (dBμV/m) = Reading Level (dBμV) + Factor (dB/m).

Note 3: Factor (dB/m) = Cable Loss (dB) + Antenna Factor (dB/m).

Site: NS-AC1	Test Date: 2023-03-10
Limit: FCC_2.4G_RE(3m)	Engineer: Ted Chen
Probe: NS-AC1_BBHA9120D_2111_1-18GHz	Polarity: Vertical
EUT: Tablet Computer	Power: By Battery
Test Mode: Transmit by 802.11n-HT20 at 2462MHz	

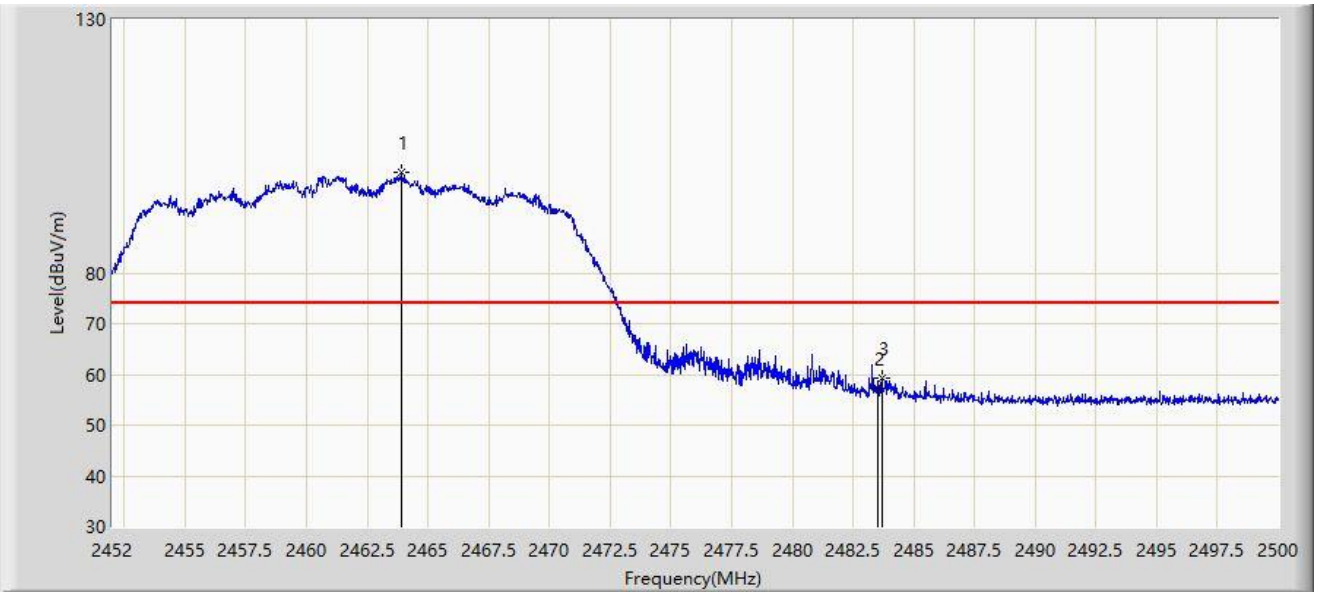

No	Mark	Frequency (MHz)	Measure Level (dBμV/m)	Reading Level (dBμV)	Margin (dB)	Limit (dBμV/m)	Factor (dB/m)	Type
1		2463.880	99.739	68.900	N/A	N/A	30.839	PK
2		2483.500	57.136	26.401	-16.864	74.000	30.734	PK
3	*	2483.680	59.327	28.592	-14.673	74.000	30.735	PK

Note 1: " * ", means this data is the worst emission level.

Note 2: Measure Level (dBμV/m) = Reading Level (dBμV) + Factor (dB/m).

Note 3: Factor (dB/m) = Cable Loss (dB) + Antenna Factor (dB/m).

Site: NS-AC1	Test Date: 2023-03-10
Limit: FCC_2.4G_RE(3m)	Engineer: Ted Chen
Probe: NS-AC1_BBHA9120D_2111_1-18GHz	Polarity: Vertical
EUT: Tablet Computer	Power: By Battery
Test Mode: Transmit by 802.11n-HT20 at 2462MHz	

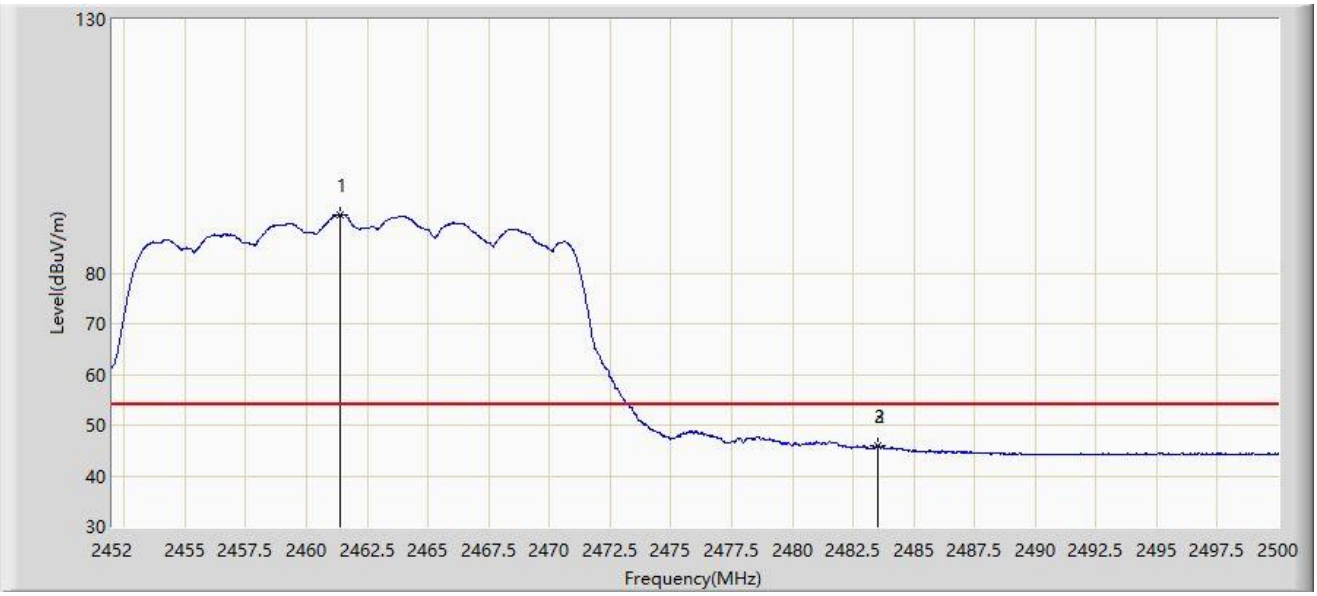

No	Mark	Frequency (MHz)	Measure Level (dBμV/m)	Reading Level (dBμV)	Margin (dB)	Limit (dBμV/m)	Factor (dB/m)	Type
1		2461.360	91.588	60.737	N/A	N/A	30.851	AV
2		2483.500	45.814	15.079	-8.186	54.000	30.734	AV
3	*	2483.536	45.908	15.173	-8.092	54.000	30.735	AV

Note 1: " * ", means this data is the worst emission level.

Note 2: Measure Level (dBμV/m) = Reading Level (dBμV) + Factor (dB/m).

Note 3: Factor (dB/m) = Cable Loss (dB) + Antenna Factor (dB/m).

Site: NS-AC1	Test Date: 2023-03-10
Limit: FCC_2.4G_RE(3m)	Engineer: Ted Chen
Probe: NS-AC1_BBHA9120D_2111_1-18GHz	Polarity: Horizontal
EUT: Tablet Computer	Power: By Battery
Test Mode: Transmit by 802.11n-HT40 at 242MHz	

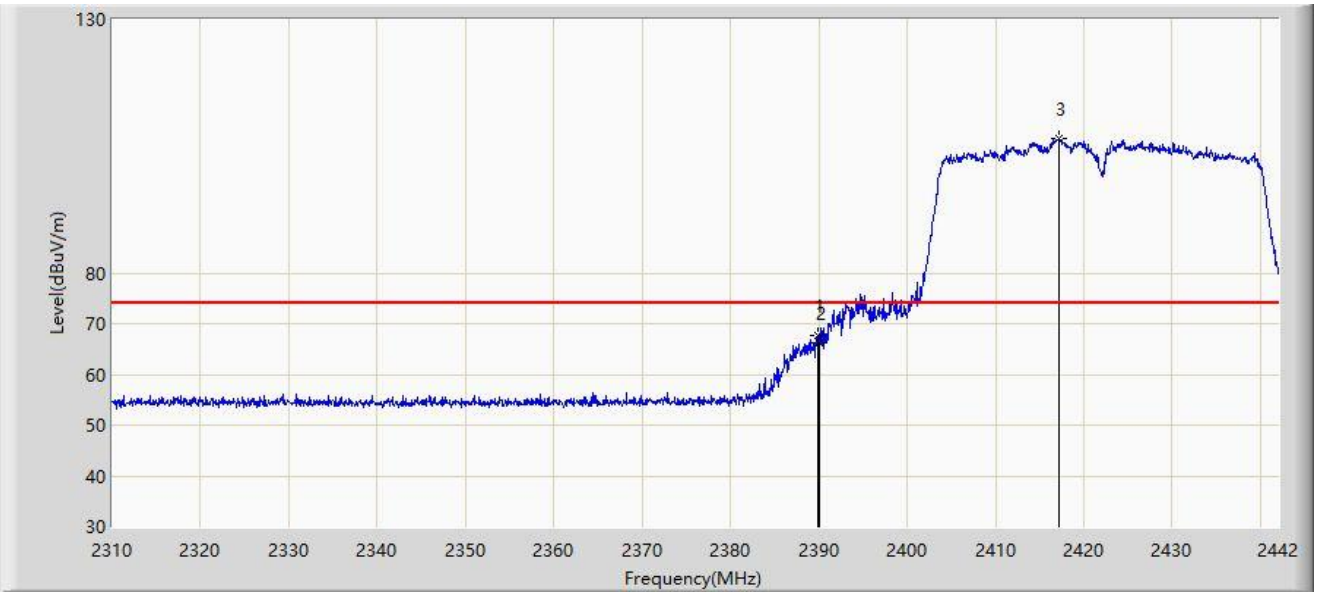

No	Mark	Frequency (MHz)	Measure Level (dBμV/m)	Reading Level (dBμV)	Margin (dB)	Limit (dBμV/m)	Factor (dB/m)	Type
1	*	2389.860	67.727	36.903	-6.273	74.000	30.824	PK
2		2390.000	66.291	35.468	-7.709	74.000	30.823	PK
3		2417.118	106.579	75.785	N/A	N/A	30.793	PK

Note 1: " * ", means this data is the worst emission level.

Note 2: Measure Level (dBμV/m) = Reading Level (dBμV) + Factor (dB/m).

Note 3: Factor (dB/m) = Cable Loss (dB) + Antenna Factor (dB/m).

Site: NS-AC1	Test Date: 2023-03-10
Limit: FCC_2.4G_RE(3m)	Engineer: Ted Chen
Probe: NS-AC1_BBHA9120D_2111_1-18GHz	Polarity: Horizontal
EUT: Tablet Computer	Power: By Battery
Test Mode: Transmit by 802.11n-HT40 at 242MHz	

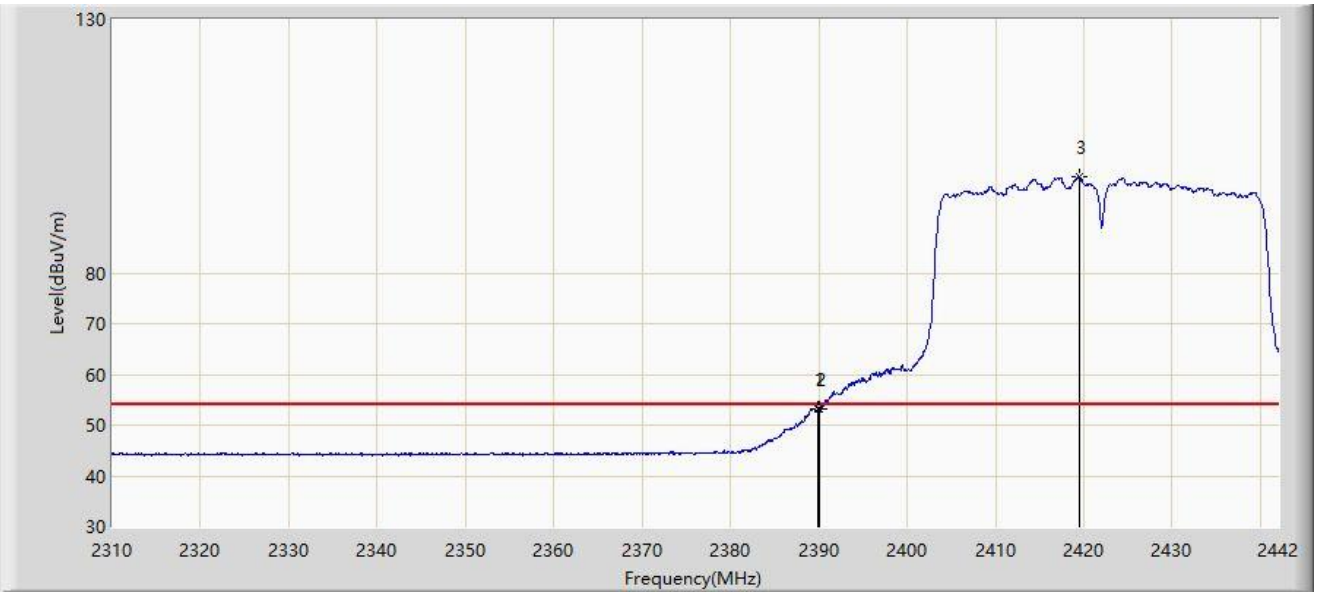

No	Mark	Frequency (MHz)	Measure Level (dBμV/m)	Reading Level (dBμV)	Margin (dB)	Limit (dBμV/m)	Factor (dB/m)	Type
1	*	2389.926	53.202	22.378	-0.798	54.000	30.824	AV
2		2390.000	53.160	22.337	-0.840	54.000	30.823	AV
3		2419.494	99.100	68.325	N/A	N/A	30.775	AV

Note 1: " * ", means this data is the worst emission level.

Note 2: Measure Level (dBμV/m) = Reading Level (dBμV) + Factor (dB/m).

Note 3: Factor (dB/m) = Cable Loss (dB) + Antenna Factor (dB/m).

Site: NS-AC1	Test Date: 2023-03-10
Limit: FCC_2.4G_RE(3m)	Engineer: Ted Chen
Probe: NS-AC1_BBHA9120D_2111_1-18GHz	Polarity: Vertical
EUT: Tablet Computer	Power: By Battery
Test Mode: Transmit by 802.11n-HT40 at 2422MHz	

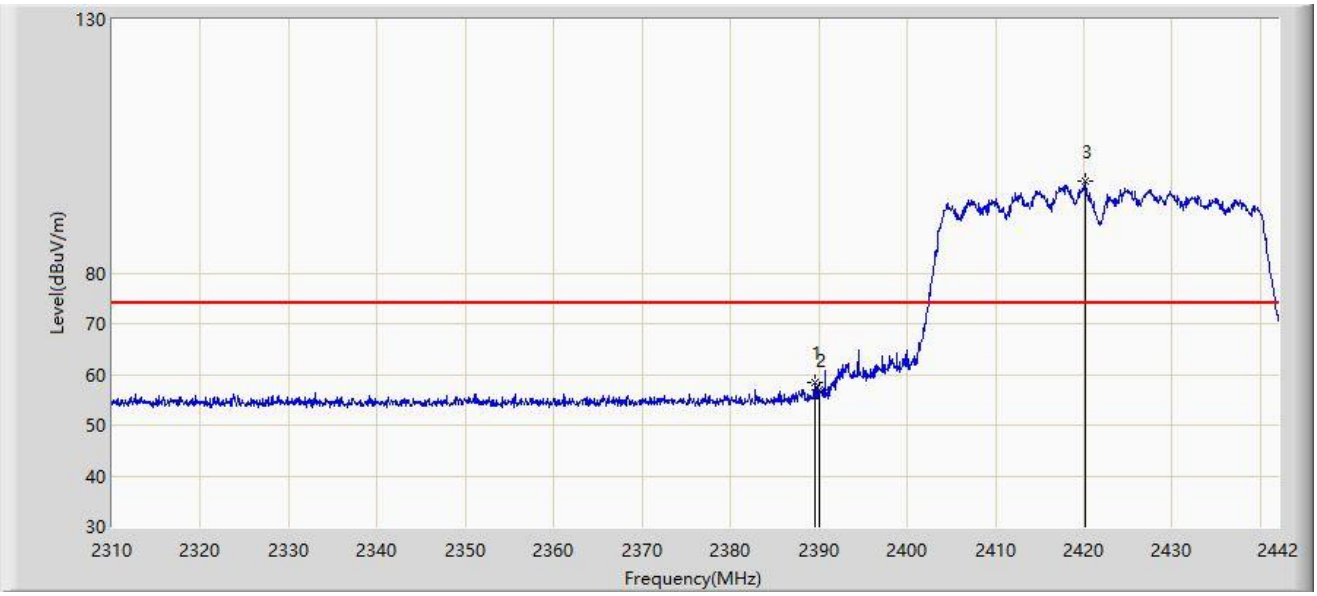

No	Mark	Frequency (MHz)	Measure Level (dBμV/m)	Reading Level (dBμV)	Margin (dB)	Limit (dBμV/m)	Factor (dB/m)	Type
1	*	2389.530	58.524	27.697	-15.476	74.000	30.827	PK
2		2390.000	56.863	26.040	-17.137	74.000	30.823	PK
3		2420.088	98.021	67.251	N/A	N/A	30.769	PK

Note 1: " * ", means this data is the worst emission level.

Note 2: Measure Level (dBμV/m) = Reading Level (dBμV) + Factor (dB/m).

Note 3: Factor (dB/m) = Cable Loss (dB) + Antenna Factor (dB/m).

Site: NS-AC1	Test Date: 2023-03-10
Limit: FCC_2.4G_RE(3m)	Engineer: Ted Chen
Probe: NS-AC1_BBHA9120D_2111_1-18GHz	Polarity: Vertical
EUT: Tablet Computer	Power: By Battery
Test Mode: Transmit by 802.11n-HT40 at 2422MHz	

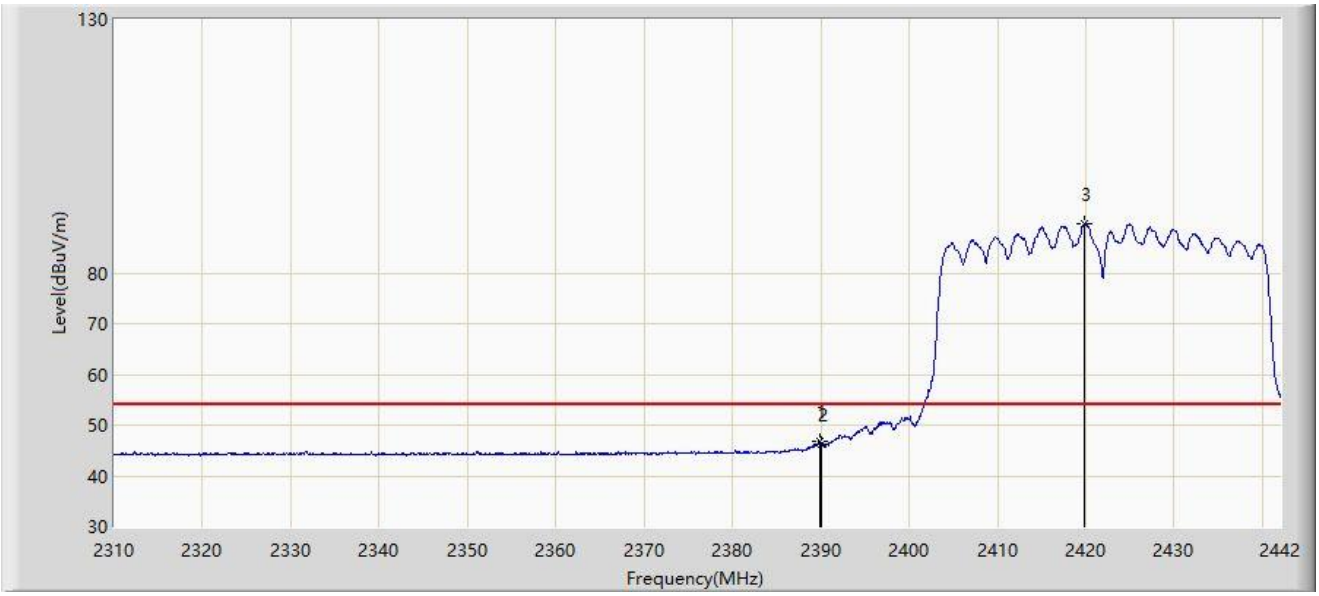

No	Mark	Frequency (MHz)	Measure Level (dBμV/m)	Reading Level (dBμV)	Margin (dB)	Limit (dBμV/m)	Factor (dB/m)	Type
1	*	2389.860	46.924	16.100	-7.076	54.000	30.824	AV
2		2390.000	46.265	15.442	-7.735	54.000	30.823	AV
3		2419.890	89.753	58.982	N/A	N/A	30.772	AV

Note 1: " * ", means this data is the worst emission level.

Note 2: Measure Level (dBμV/m) = Reading Level (dBμV) + Factor (dB/m).

Note 3: Factor (dB/m) = Cable Loss (dB) + Antenna Factor (dB/m).

Site: NS-AC1	Test Date: 2023-03-10
Limit: FCC_2.4G_RE(3m)	Engineer: Ted Chen
Probe: NS-AC1_BBHA9120D_2111_1-18GHz	Polarity: Horizontal
EUT: Tablet Computer	Power: By Battery
Test Mode: Transmit by 802.11n-HT40 at 2422MHz	

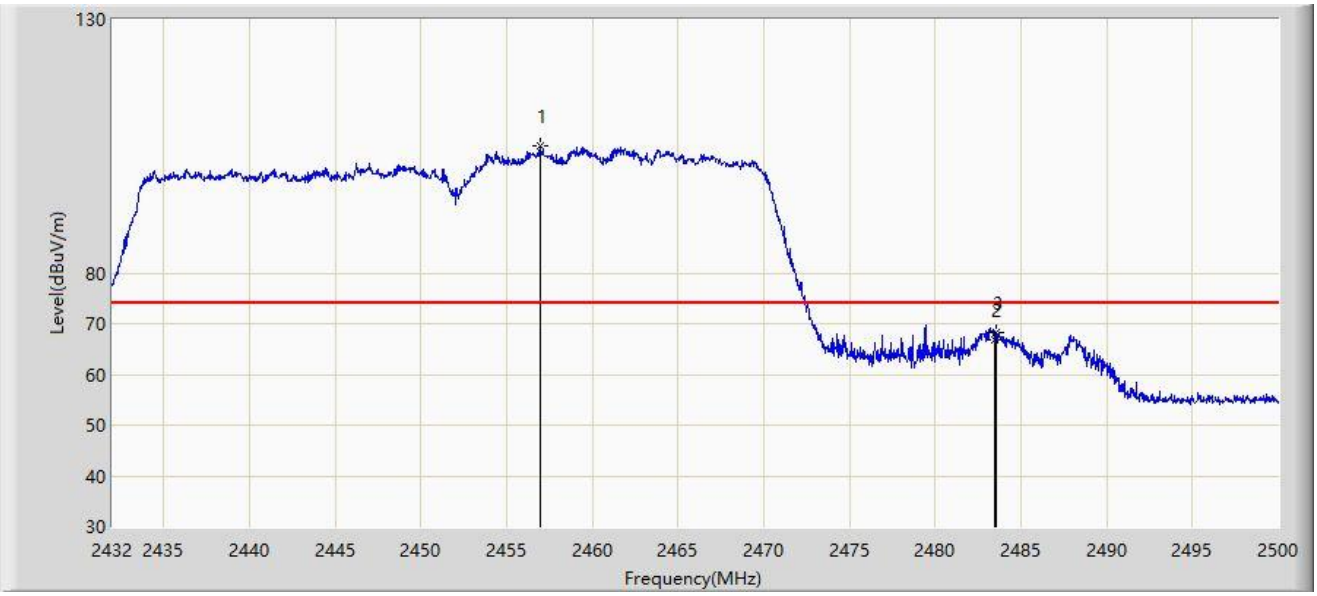

No	Mark	Frequency (MHz)	Measure Level (dBμV/m)	Reading Level (dBμV)	Margin (dB)	Limit (dBμV/m)	Factor (dB/m)	Type
1		2456.956	105.109	74.267	N/A	N/A	30.841	PK
2		2483.500	66.913	36.178	-7.087	74.000	30.734	PK
3	*	2483.544	68.250	37.515	-5.750	74.000	30.735	PK

Note 1: " * ", means this data is the worst emission level.

Note 2: Measure Level (dBμV/m) = Reading Level (dBμV) + Factor (dB/m).

Note 3: Factor (dB/m) = Cable Loss (dB) + Antenna Factor (dB/m).

Site: NS-AC1	Test Date: 2023-03-10
Limit: FCC_2.4G_RE(3m)	Engineer: Ted Chen
Probe: NS-AC1_BBHA9120D_2111_1-18GHz	Polarity: Horizontal
EUT: Tablet Computer	Power: By Battery
Test Mode: Transmit by 802.11n-HT40 at 2422MHz	

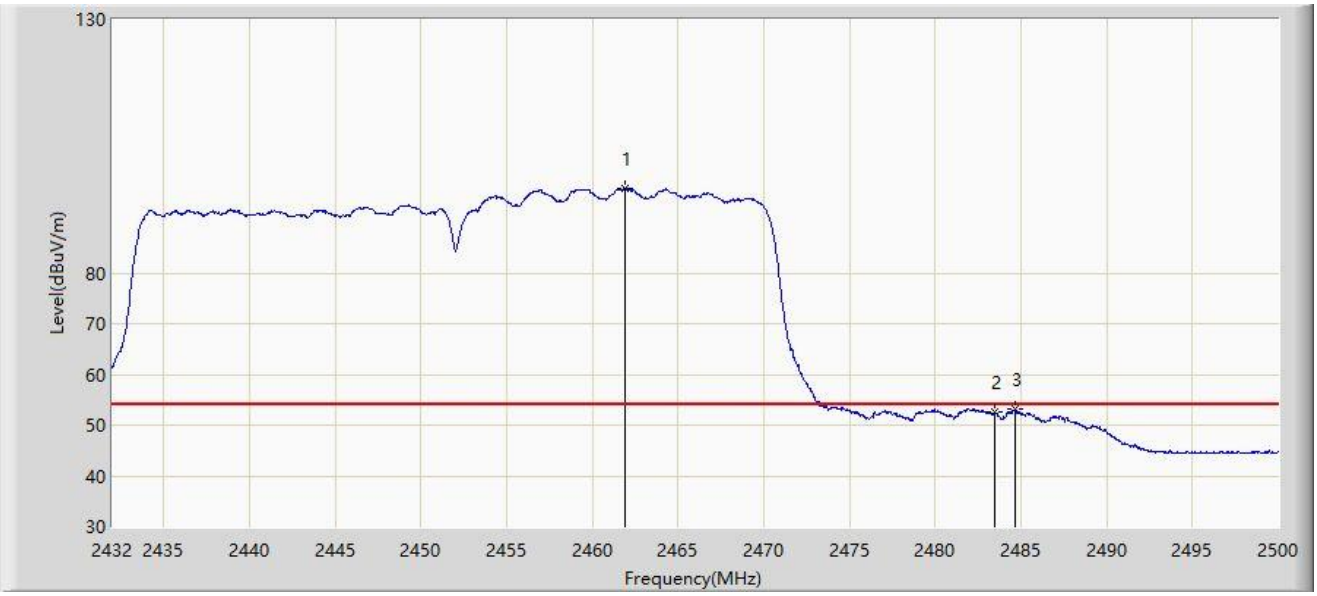

No	Mark	Frequency (MHz)	Measure Level (dBμV/m)	Reading Level (dBμV)	Margin (dB)	Limit (dBμV/m)	Factor (dB/m)	Type
1		2461.886	96.724	65.872	N/A	N/A	30.852	AV
2		2483.500	52.698	21.963	-1.302	54.000	30.734	AV
3	*	2484.632	53.051	22.316	-0.949	54.000	30.736	AV

Note 1: " * ", means this data is the worst emission level.

Note 2: Measure Level (dBμV/m) = Reading Level (dBμV) + Factor (dB/m).

Note 3: Factor (dB/m) = Cable Loss (dB) + Antenna Factor (dB/m).

Site: NS-AC1	Test Date: 2023-03-10
Limit: FCC_2.4G_RE(3m)	Engineer: Ted Chen
Probe: NS-AC1_BBHA9120D_2111_1-18GHz	Polarity: Vertical
EUT: Tablet Computer	Power: By Battery
Test Mode: Transmit by 802.11n-HT40 at 2422MHz	

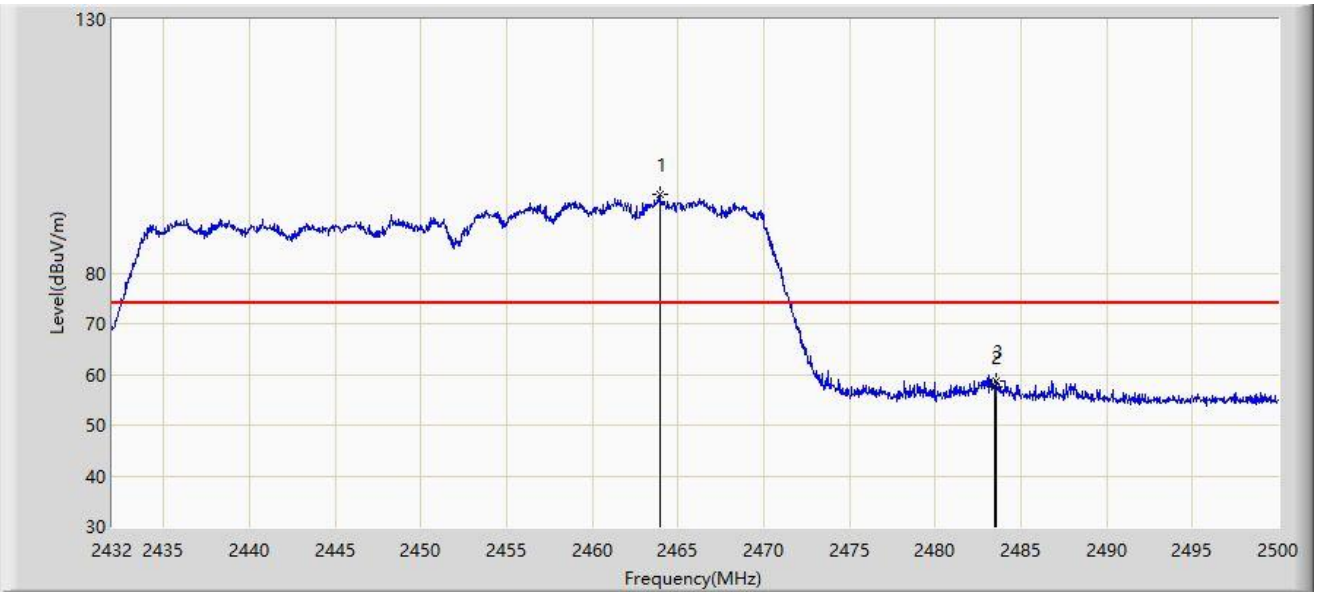

No	Mark	Frequency (MHz)	Measure Level (dBμV/m)	Reading Level (dBμV)	Margin (dB)	Limit (dBμV/m)	Factor (dB/m)	Type
1		2463.926	95.527	64.689	N/A	N/A	30.838	PK
2		2483.500	57.605	26.870	-16.395	74.000	30.734	PK
3	*	2483.578	58.830	28.095	-15.170	74.000	30.735	PK

Note 1: " * ", means this data is the worst emission level.

Note 2: Measure Level (dBμV/m) = Reading Level (dBμV) + Factor (dB/m).

Note 3: Factor (dB/m) = Cable Loss (dB) + Antenna Factor (dB/m).

Site: NS-AC1	Test Date: 2023-03-10
Limit: FCC_2.4G_RE(3m)	Engineer: Ted Chen
Probe: NS-AC1_BBHA9120D_2111_1-18GHz	Polarity: Vertical
EUT: Tablet Computer	Power: By Battery
Test Mode: Transmit by 802.11n-HT40 at 2422MHz	

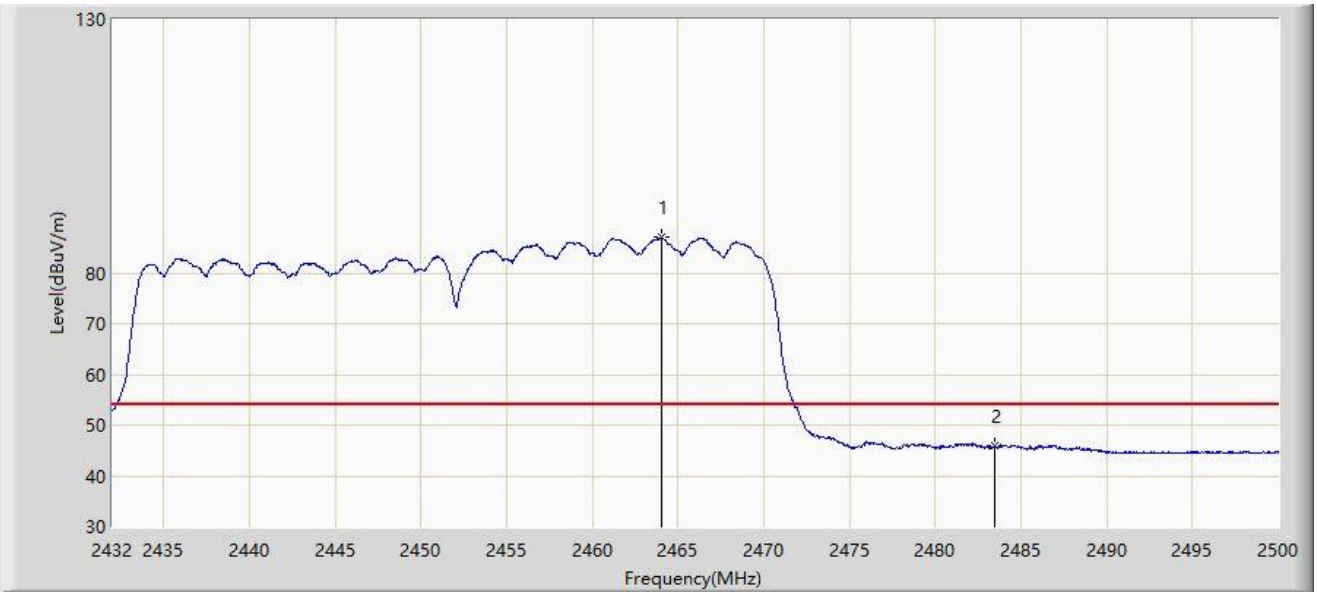

No	Mark	Frequency (MHz)	Measure Level (dBμV/m)	Reading Level (dBμV)	Margin (dB)	Limit (dBμV/m)	Factor (dB/m)	Type
1		2464.028	86.959	56.121	N/A	N/A	30.838	AV
2	*	2483.500	45.846	15.111	-8.154	54.000	30.734	AV

Note 1: " * ", means this data is the worst emission level.

Note 2: Measure Level (dBμV/m) = Reading Level (dBμV) + Factor (dB/m).

Note 3: Factor (dB/m) = Cable Loss (dB) + Antenna Factor (dB/m).

Site: NS-AC1	Test Date: 2023-03-10
Limit: FCC_2.4G_RE(3m)	Engineer: Ted Chen
Probe: NS-AC1_BBHA9120D_2111_1-18GHz	Polarity: Horizontal
EUT: Tablet Computer	Power: By Battery
Test Mode: Transmit by VHT20 at 2412MHz	

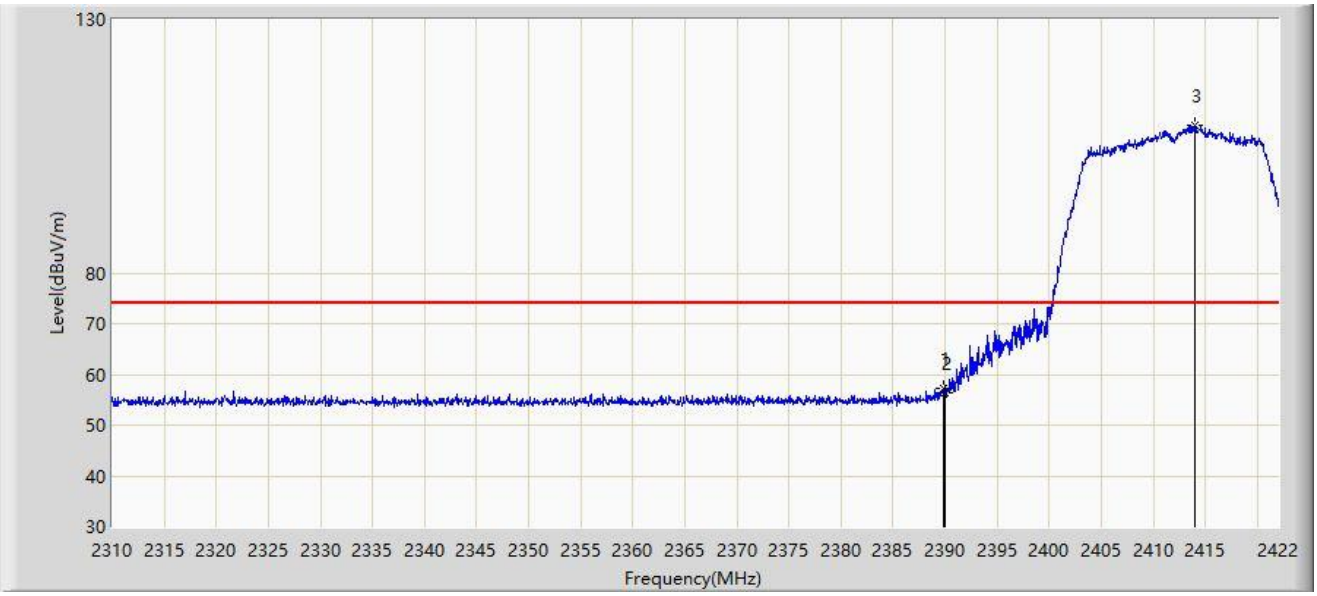

No	Mark	Frequency (MHz)	Measure Level (dBμV/m)	Reading Level (dBμV)	Margin (dB)	Limit (dBμV/m)	Factor (dB/m)	Type
1	*	2389.912	57.240	26.416	-16.760	74.000	30.824	PK
2		2390.000	56.442	25.619	-17.558	74.000	30.823	PK
3		2413.936	109.231	78.412	N/A	N/A	30.819	PK

Note 1: " * ", means this data is the worst emission level.

Note 2: Measure Level (dBμV/m) = Reading Level (dBμV) + Factor (dB/m).

Note 3: Factor (dB/m) = Cable Loss (dB) + Antenna Factor (dB/m).

Site: NS-AC1	Test Date: 2023-03-10
Limit: FCC_2.4G_RE(3m)	Engineer: Ted Chen
Probe: NS-AC1_BBHA9120D_2111_1-18GHz	Polarity: Horizontal
EUT: Tablet Computer	Power: By Battery
Test Mode: Transmit by VHT20 at 2412MHz	

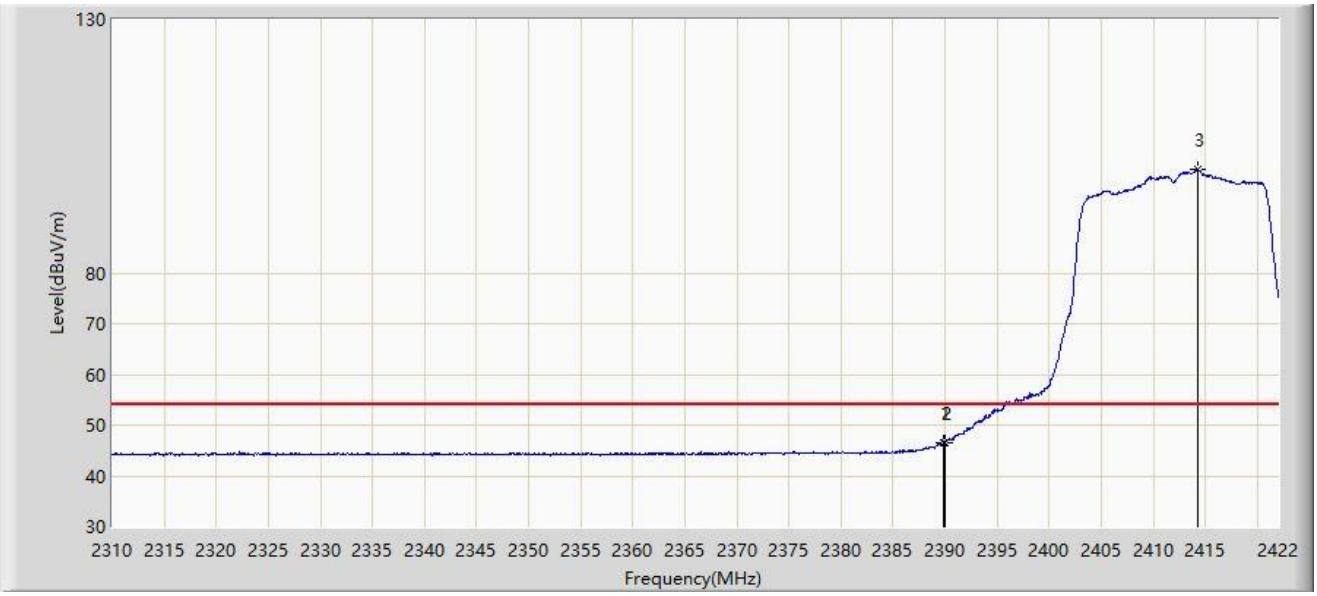

No	Mark	Frequency (MHz)	Measure Level (dBμV/m)	Reading Level (dBμV)	Margin (dB)	Limit (dBμV/m)	Factor (dB/m)	Type
1	*	2389.912	46.438	15.614	-7.562	54.000	30.824	AV
2		2390.000	46.437	15.614	-7.563	54.000	30.823	AV
3		2414.216	100.510	69.693	N/A	N/A	30.817	AV

Note 1: " * ", means this data is the worst emission level.

Note 2: Measure Level (dBμV/m) = Reading Level (dBμV) + Factor (dB/m).

Note 3: Factor (dB/m) = Cable Loss (dB) + Antenna Factor (dB/m).

Site: NS-AC1	Test Date: 2023-03-10
Limit: FCC_2.4G_RE(3m)	Engineer: Ted Chen
Probe: NS-AC1_BBHA9120D_2111_1-18GHz	Polarity: Vertical
EUT: Tablet Computer	Power: By Battery
Test Mode: Transmit by VHT20 at 2412MHz	

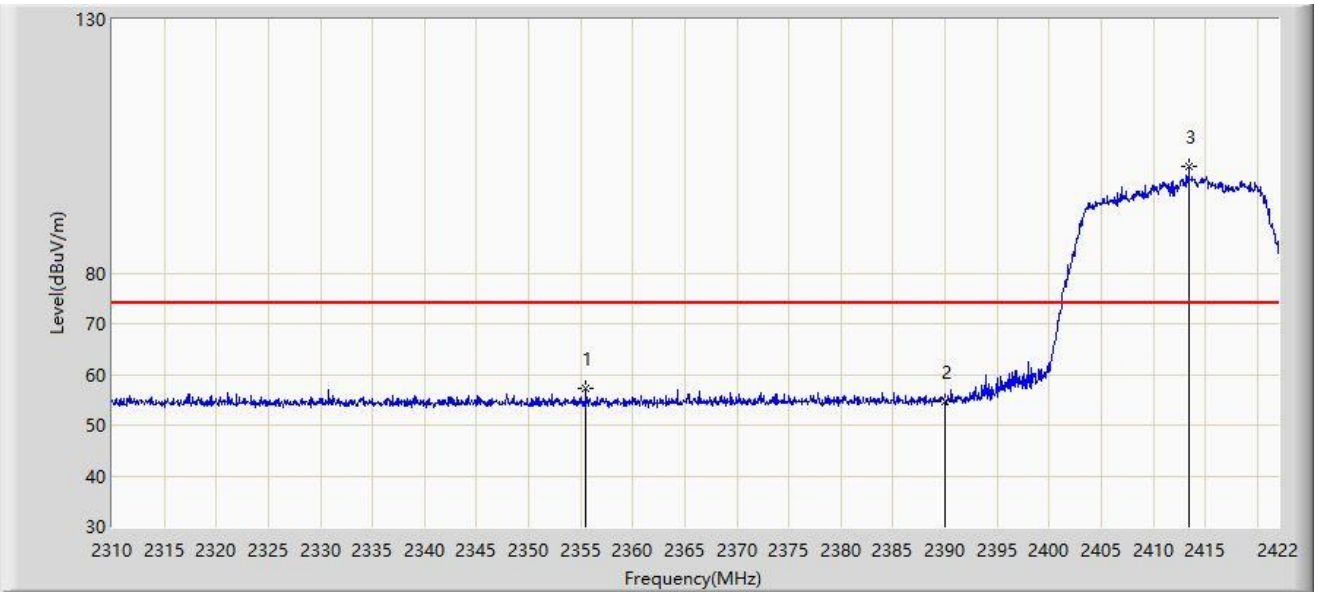

No	Mark	Frequency (MHz)	Measure Level (dBμV/m)	Reading Level (dBμV)	Margin (dB)	Limit (dBμV/m)	Factor (dB/m)	Type
1	*	2355.528	57.183	26.332	-16.817	74.000	30.851	PK
2		2390.000	54.583	23.760	-19.417	74.000	30.823	PK
3		2413.432	101.014	70.191	N/A	N/A	30.823	PK

Note 1: " * ", means this data is the worst emission level.

Note 2: Measure Level (dBμV/m) = Reading Level (dBμV) + Factor (dB/m).

Note 3: Factor (dB/m) = Cable Loss (dB) + Antenna Factor (dB/m).

Site: NS-AC1	Test Date: 2023-03-10
Limit: FCC_2.4G_RE(3m)	Engineer: Ted Chen
Probe: NS-AC1_BBHA9120D_2111_1-18GHz	Polarity: Vertical
EUT: Tablet Computer	Power: By Battery
Test Mode: Transmit by VHT20 at 2412MHz	

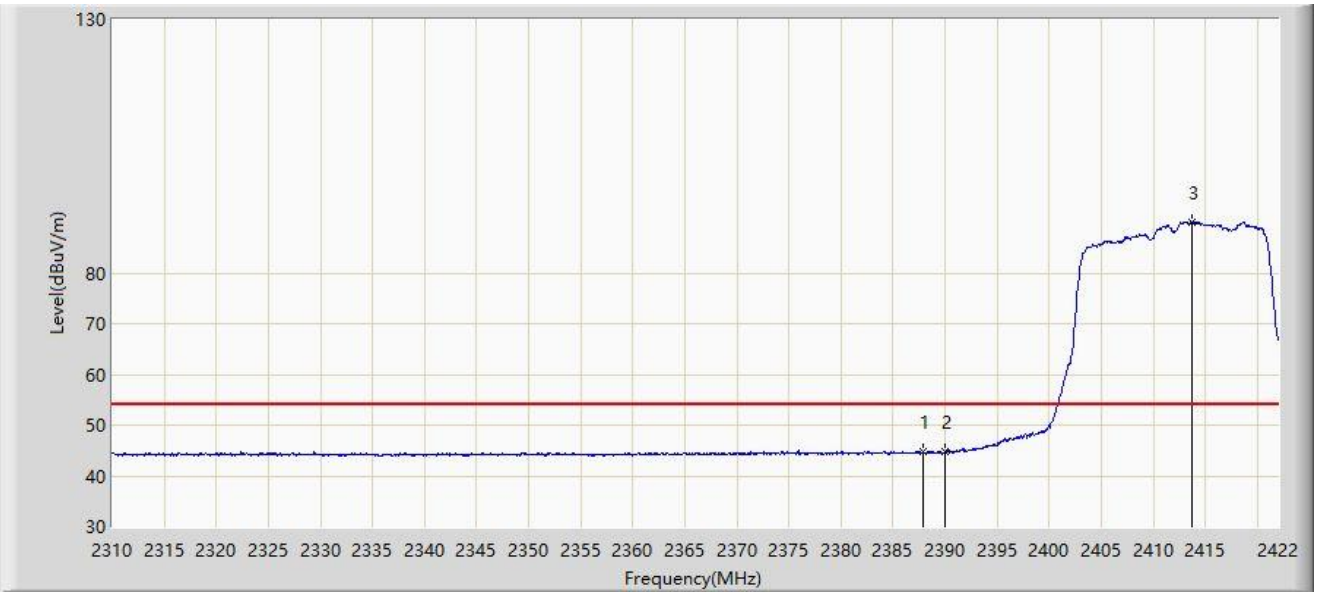

No	Mark	Frequency (MHz)	Measure Level (dBμV/m)	Reading Level (dBμV)	Margin (dB)	Limit (dBμV/m)	Factor (dB/m)	Type
1	*	2387.896	44.768	13.926	-9.232	54.000	30.842	AV
2		2390.000	44.655	13.832	-9.345	54.000	30.823	AV
3		2413.712	90.143	59.322	N/A	N/A	30.821	AV

Note 1: " * ", means this data is the worst emission level.

Note 2: Measure Level (dBμV/m) = Reading Level (dBμV) + Factor (dB/m).

Note 3: Factor (dB/m) = Cable Loss (dB) + Antenna Factor (dB/m).

Site: NS-AC1	Test Date: 2023-03-10
Limit: FCC_2.4G_RE(3m)	Engineer: Ted Chen
Probe: NS-AC1_BBHA9120D_2111_1-18GHz	Polarity: Horizontal
EUT: Tablet Computer	Power: By Battery
Test Mode: Transmit by VHT20 at 2462MHz	

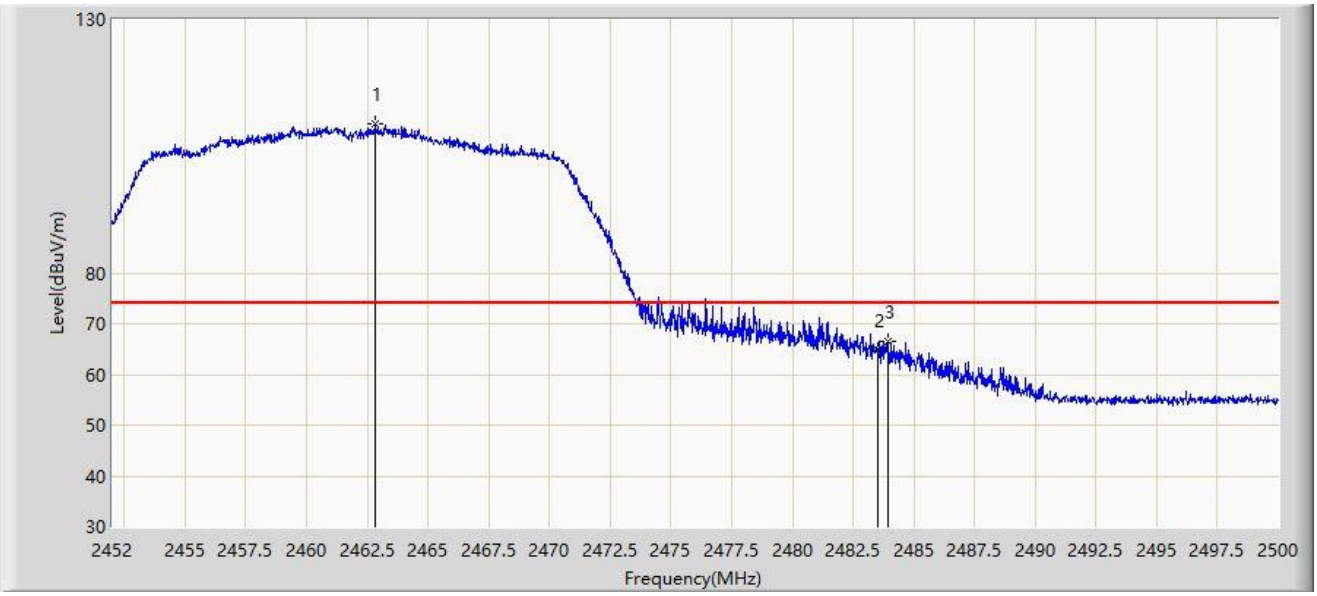

No	Mark	Frequency (MHz)	Measure Level (dBμV/m)	Reading Level (dBμV)	Margin (dB)	Limit (dBμV/m)	Factor (dB/m)	Type
1		2462.800	109.526	78.680	N/A	N/A	30.846	PK
2		2483.500	64.836	34.101	-9.164	74.000	30.734	PK
3	*	2483.968	66.620	35.885	-7.380	74.000	30.735	PK

Note 1: " * ", means this data is the worst emission level.

Note 2: Measure Level (dBμV/m) = Reading Level (dBμV) + Factor (dB/m).

Note 3: Factor (dB/m) = Cable Loss (dB) + Antenna Factor (dB/m).

Site: NS-AC1	Test Date: 2023-03-10
Limit: FCC_2.4G_RE(3m)	Engineer: Ted Chen
Probe: NS-AC1_BBHA9120D_2111_1-18GHz	Polarity: Horizontal
EUT: Tablet Computer	Power: By Battery
Test Mode: Transmit by VHT20 at 2462MHz	

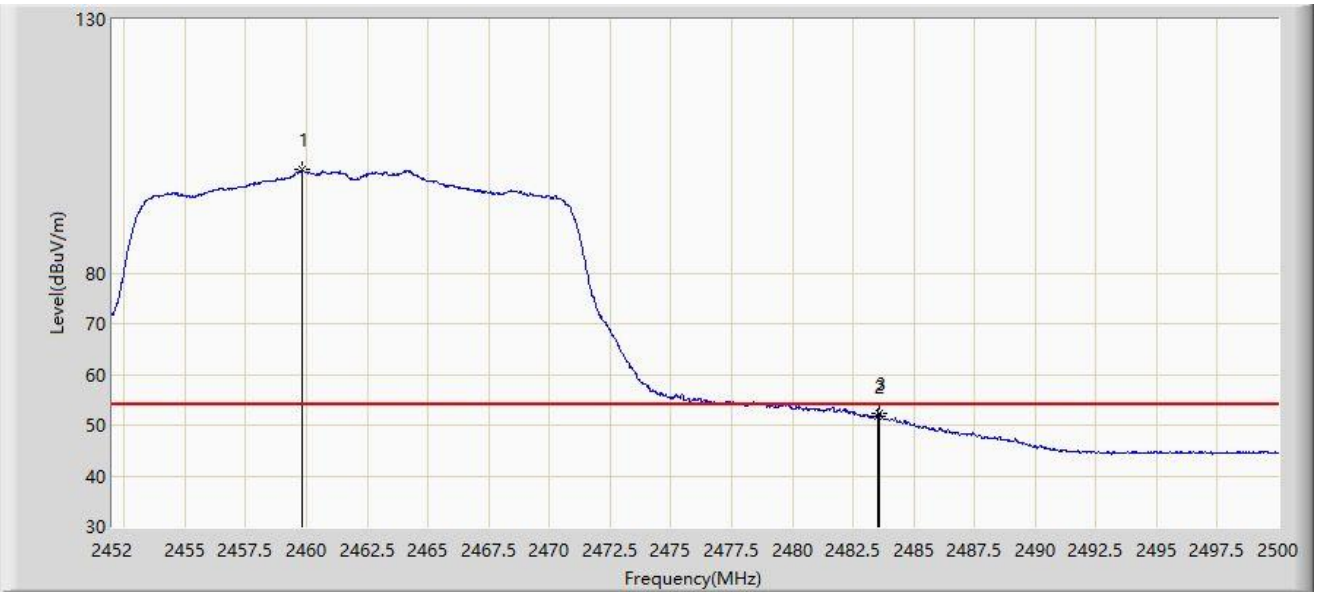

No	Mark	Frequency (MHz)	Measure Level (dBμV/m)	Reading Level (dBμV)	Margin (dB)	Limit (dBμV/m)	Factor (dB/m)	Type
1		2459.848	100.323	69.475	N/A	N/A	30.848	AV
2		2483.500	51.595	20.860	-2.405	54.000	30.734	AV
3	*	2483.584	52.394	21.659	-1.606	54.000	30.735	AV

Note 1: " * ", means this data is the worst emission level.

Note 2: Measure Level (dBμV/m) = Reading Level (dBμV) + Factor (dB/m).

Note 3: Factor (dB/m) = Cable Loss (dB) + Antenna Factor (dB/m).

Site: NS-AC1	Test Date: 2023-03-10
Limit: FCC_2.4G_RE(3m)	Engineer: Ted Chen
Probe: NS-AC1_BBHA9120D_2111_1-18GHz	Polarity: Vertical
EUT: Tablet Computer	Power: By Battery
Test Mode: Transmit by VHT20 at 2462MHz	

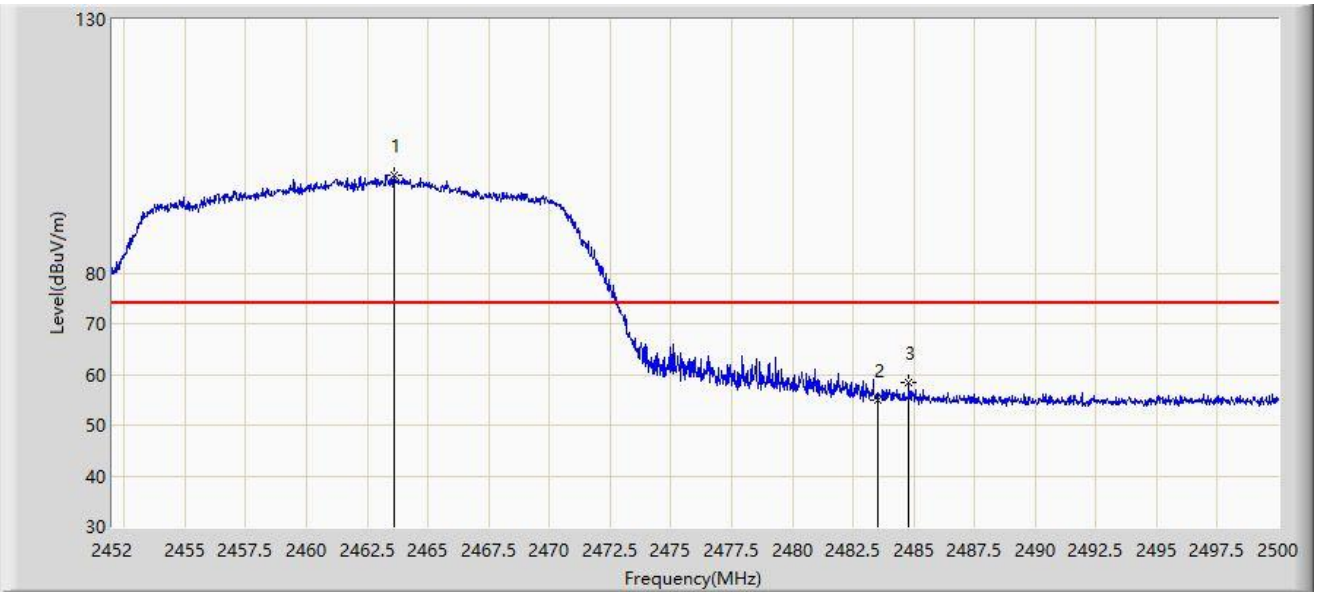

No	Mark	Frequency (MHz)	Measure Level (dBμV/m)	Reading Level (dBμV)	Margin (dB)	Limit (dBμV/m)	Factor (dB/m)	Type
1		2463.616	99.327	68.486	N/A	N/A	30.840	PK
2		2483.500	55.035	24.300	-18.965	74.000	30.734	PK
3	*	2484.808	58.434	27.699	-15.566	74.000	30.736	PK

Note 1: " * ", means this data is the worst emission level.

Note 2: Measure Level (dBμV/m) = Reading Level (dBμV) + Factor (dB/m).

Note 3: Factor (dB/m) = Cable Loss (dB) + Antenna Factor (dB/m).

Site: NS-AC1	Test Date: 2023-03-10
Limit: FCC_2.4G_RE(3m)	Engineer: Ted Chen
Probe: NS-AC1_BBHA9120D_2111_1-18GHz	Polarity: Vertical
EUT: Tablet Computer	Power: By Battery
Test Mode: Transmit by VHT20 at 2462MHz	

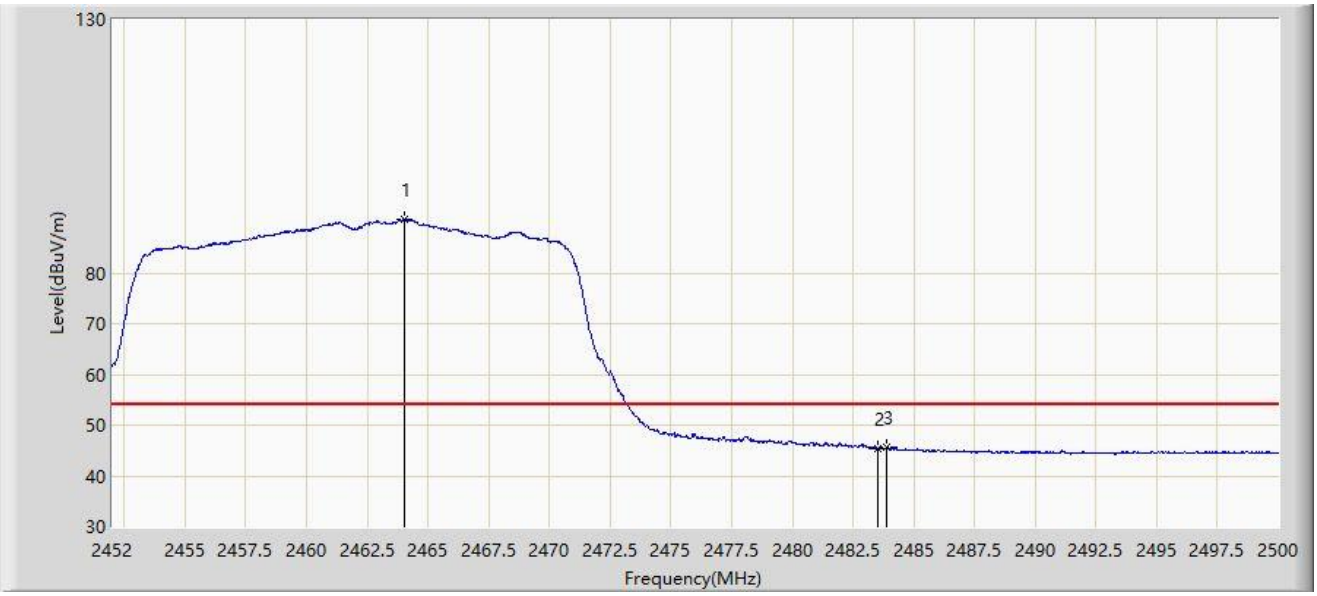

No	Mark	Frequency (MHz)	Measure Level (dBμV/m)	Reading Level (dBμV)	Margin (dB)	Limit (dBμV/m)	Factor (dB/m)	Type
1		2464.024	90.663	59.825	N/A	N/A	30.838	AV
2		2483.500	45.272	14.537	-8.728	54.000	30.734	AV
3	*	2483.872	45.605	14.870	-8.395	54.000	30.735	AV

Note 1: " * ", means this data is the worst emission level.

Note 2: Measure Level (dBμV/m) = Reading Level (dBμV) + Factor (dB/m).

Note 3: Factor (dB/m) = Cable Loss (dB) + Antenna Factor (dB/m).

Site: NS-AC1	Test Date: 2023-03-10
Limit: FCC_2.4G_RE(3m)	Engineer: Ted Chen
Probe: NS-AC1_BBHA9120D_2111_1-18GHz	Polarity: Horizontal
EUT: Tablet Computer	Power: By Battery
Test Mode: Transmit by VHT40 at 2422MHz	

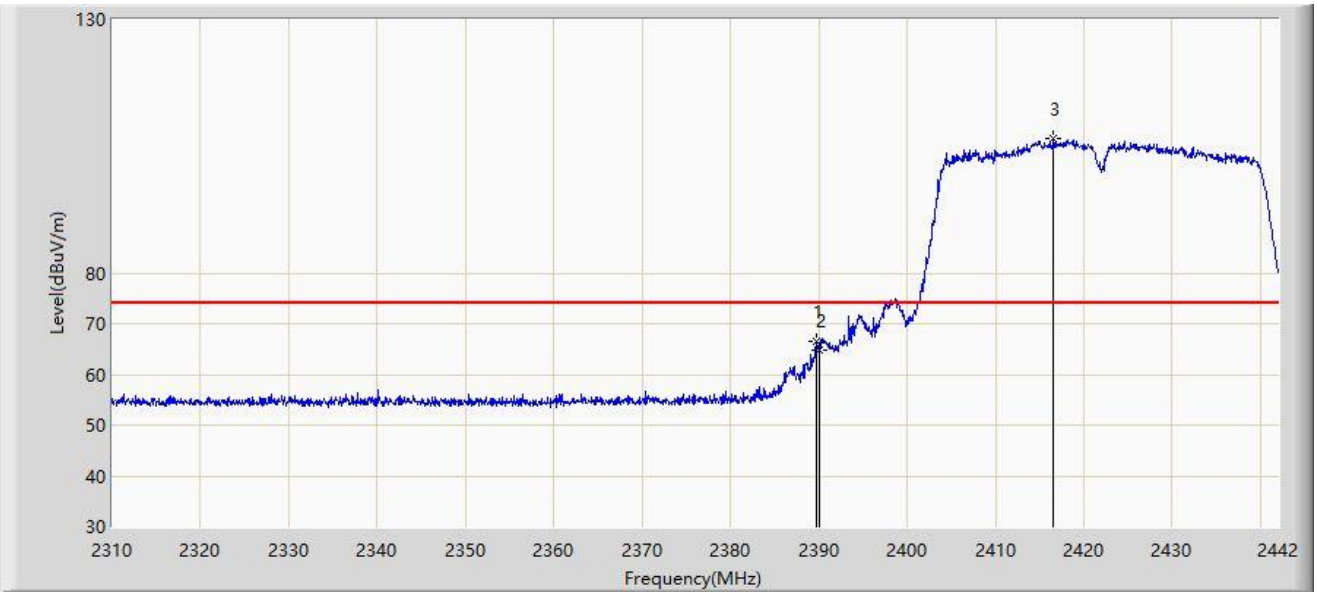

No	Mark	Frequency (MHz)	Measure Level (dBμV/m)	Reading Level (dBμV)	Margin (dB)	Limit (dBμV/m)	Factor (dB/m)	Type
1	*	2389.794	66.404	35.579	-7.596	74.000	30.825	PK
2		2390.000	64.713	33.890	-9.287	74.000	30.823	PK
3		2416.590	106.498	75.700	N/A	N/A	30.797	PK

Note 1: " * ", means this data is the worst emission level.

Note 2: Measure Level (dBμV/m) = Reading Level (dBμV) + Factor (dB/m).

Note 3: Factor (dB/m) = Cable Loss (dB) + Antenna Factor (dB/m).

Site: NS-AC1	Test Date: 2023-03-10
Limit: FCC_2.4G_RE(3m)	Engineer: Ted Chen
Probe: NS-AC1_BBHA9120D_2111_1-18GHz	Polarity: Horizontal
EUT: Tablet Computer	Power: By Battery
Test Mode: Transmit by VHT40 at 2422MHz	

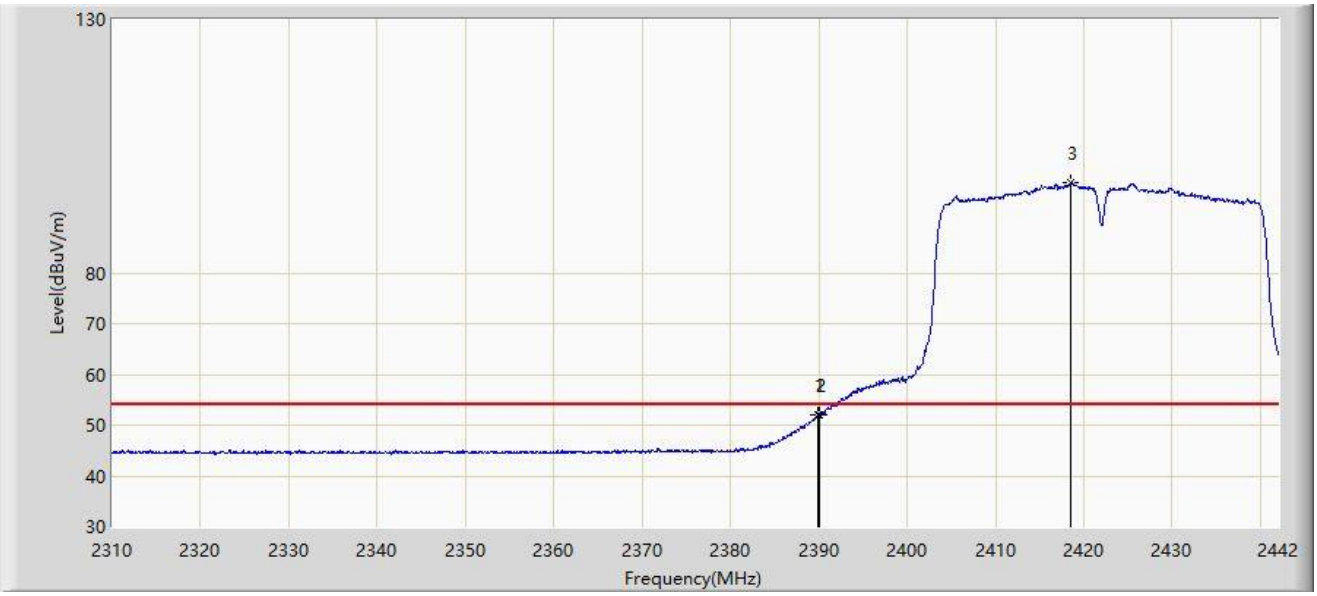

No	Mark	Frequency (MHz)	Measure Level (dBμV/m)	Reading Level (dBμV)	Margin (dB)	Limit (dBμV/m)	Factor (dB/m)	Type
1	*	2389.926	52.042	21.218	-1.958	54.000	30.824	AV
2		2390.000	51.903	21.080	-2.097	54.000	30.823	AV
3		2418.570	97.851	67.069	N/A	N/A	30.782	AV

Note 1: " * ", means this data is the worst emission level.

Note 2: Measure Level (dBμV/m) = Reading Level (dBμV) + Factor (dB/m).

Note 3: Factor (dB/m) = Cable Loss (dB) + Antenna Factor (dB/m).

Site: NS-AC1	Test Date: 2023-03-10
Limit: FCC_2.4G_RE(3m)	Engineer: Ted Chen
Probe: NS-AC1_BBHA9120D_2111_1-18GHz	Polarity: Vertical
EUT: Tablet Computer	Power: By Battery
Test Mode: Transmit by VHT40 at 2422MHz	

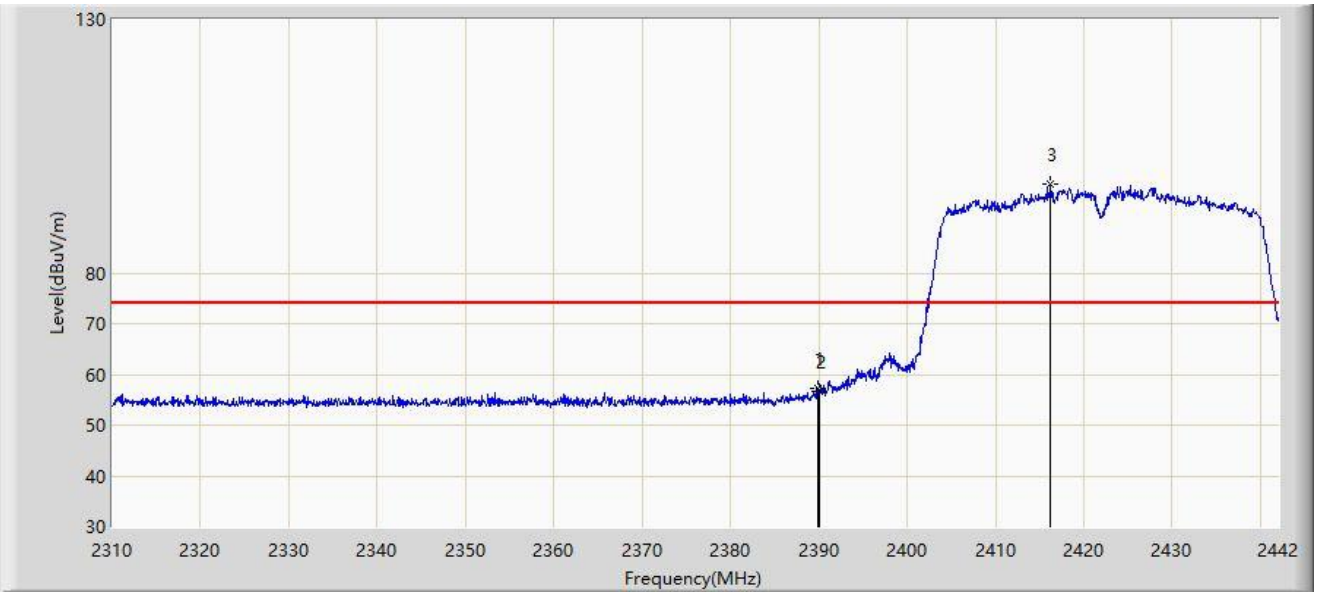

No	Mark	Frequency (MHz)	Measure Level (dBμV/m)	Reading Level (dBμV)	Margin (dB)	Limit (dBμV/m)	Factor (dB/m)	Type
1	*	2389.860	57.111	26.287	-16.889	74.000	30.824	PK
2		2390.000	56.767	25.944	-17.233	74.000	30.823	PK
3		2416.260	97.441	66.640	N/A	N/A	30.800	PK

Note 1: " * ", means this data is the worst emission level.

Note 2: Measure Level (dBμV/m) = Reading Level (dBμV) + Factor (dB/m).

Note 3: Factor (dB/m) = Cable Loss (dB) + Antenna Factor (dB/m).

Site: NS-AC1	Test Date: 2023-03-10
Limit: FCC_2.4G_RE(3m)	Engineer: Ted Chen
Probe: NS-AC1_BBHA9120D_2111_1-18GHz	Polarity: Vertical
EUT: Tablet Computer	Power: By Battery
Test Mode: Transmit by VHT40 at 2422MHz	

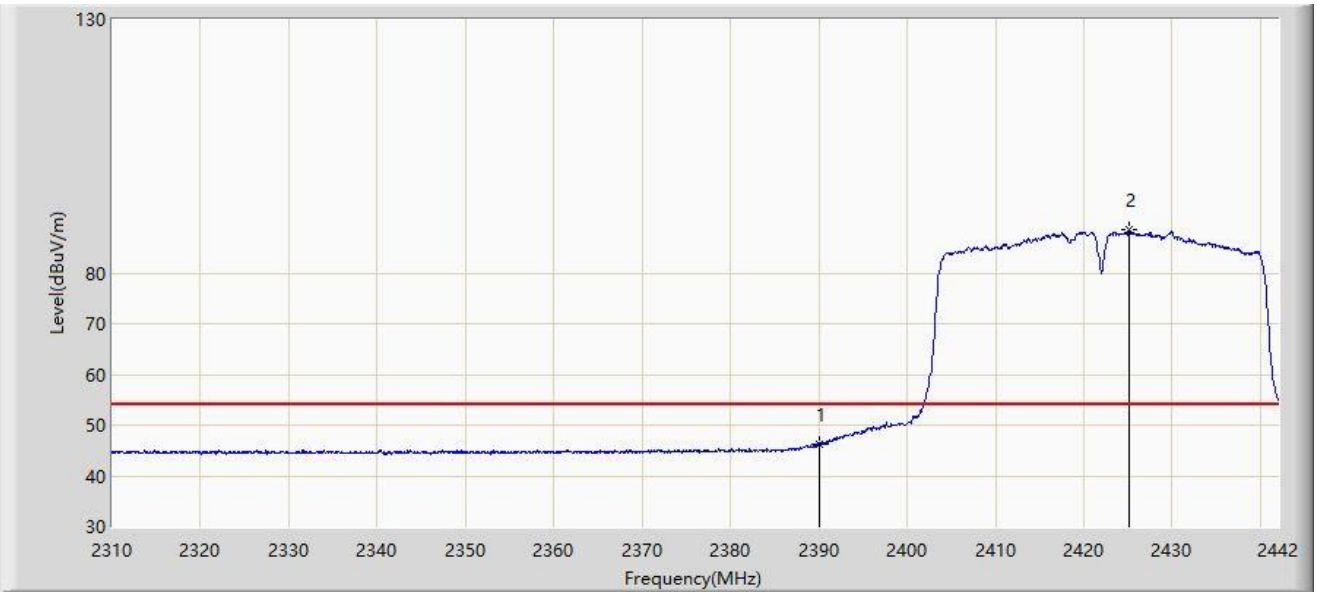

No	Mark	Frequency (MHz)	Measure Level (dBμV/m)	Reading Level (dBμV)	Margin (dB)	Limit (dBμV/m)	Factor (dB/m)	Type
1	*	2390.000	46.308	15.485	-7.692	54.000	30.823	AV
2		2425.170	88.572	57.843	N/A	N/A	30.729	AV

Note 1: " * ", means this data is the worst emission level.

Note 2: Measure Level (dBμV/m) = Reading Level (dBμV) + Factor (dB/m).

Note 3: Factor (dB/m) = Cable Loss (dB) + Antenna Factor (dB/m).

Site: NS-AC1	Test Date: 2023-03-10
Limit: FCC_2.4G_RE(3m)	Engineer: Ted Chen
Probe: NS-AC1_BBHA9120D_2111_1-18GHz	Polarity: Horizontal
EUT: Tablet Computer	Power: By Battery
Test Mode: Transmit by VHT40 at 2452MHz	

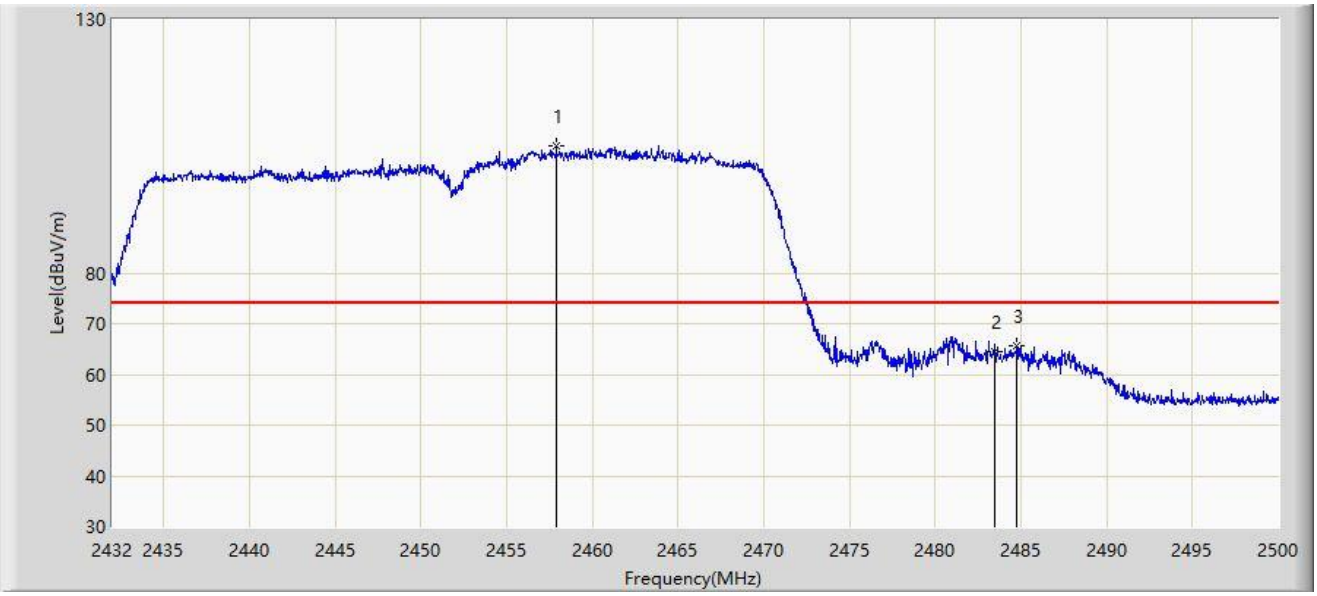

No	Mark	Frequency (MHz)	Measure Level (dBμV/m)	Reading Level (dBμV)	Margin (dB)	Limit (dBμV/m)	Factor (dB/m)	Type
1		2457.908	105.006	74.162	N/A	N/A	30.844	PK
2		2483.500	64.504	33.769	-9.496	74.000	30.734	PK
3	*	2484.768	65.517	34.782	-8.483	74.000	30.736	PK

Note 1: " * ", means this data is the worst emission level.

Note 2: Measure Level (dBμV/m) = Reading Level (dBμV) + Factor (dB/m).

Note 3: Factor (dB/m) = Cable Loss (dB) + Antenna Factor (dB/m).

Site: NS-AC1	Test Date: 2023-03-10
Limit: FCC_2.4G_RE(3m)	Engineer: Ted Chen
Probe: NS-AC1_BBHA9120D_2111_1-18GHz	Polarity: Horizontal
EUT: Tablet Computer	Power: By Battery
Test Mode: Transmit by VHT40 at 2452MHz	

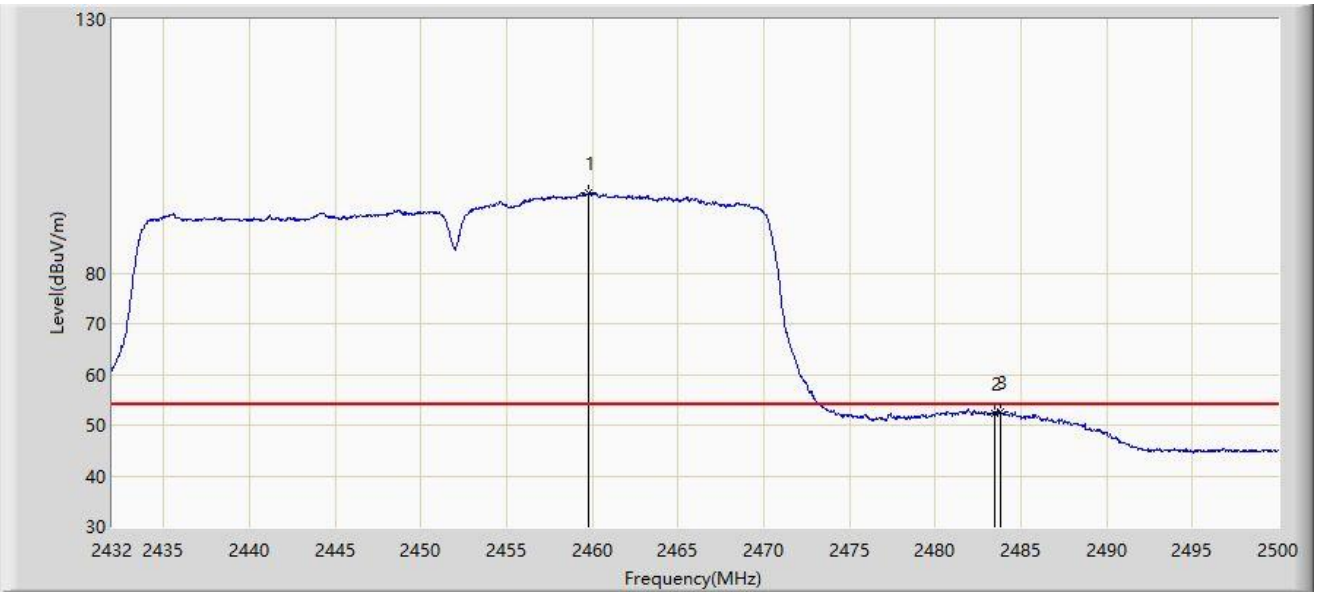

No	Mark	Frequency (MHz)	Measure Level (dBμV/m)	Reading Level (dBμV)	Margin (dB)	Limit (dBμV/m)	Factor (dB/m)	Type
1		2459.812	95.828	64.980	N/A	N/A	30.848	AV
2		2483.500	52.322	21.587	-1.678	54.000	30.734	AV
3	*	2483.782	52.675	21.940	-1.325	54.000	30.735	AV

Note 1: " * ", means this data is the worst emission level.

Note 2: Measure Level (dBμV/m) = Reading Level (dBμV) + Factor (dB/m).

Note 3: Factor (dB/m) = Cable Loss (dB) + Antenna Factor (dB/m).

Site: NS-AC1	Test Date: 2023-03-10
Limit: FCC_2.4G_RE(3m)	Engineer: Ted Chen
Probe: NS-AC1_BBHA9120D_2111_1-18GHz	Polarity: Vertical
EUT: Tablet Computer	Power: By Battery
Test Mode: Transmit by VHT40 at 2452MHz	

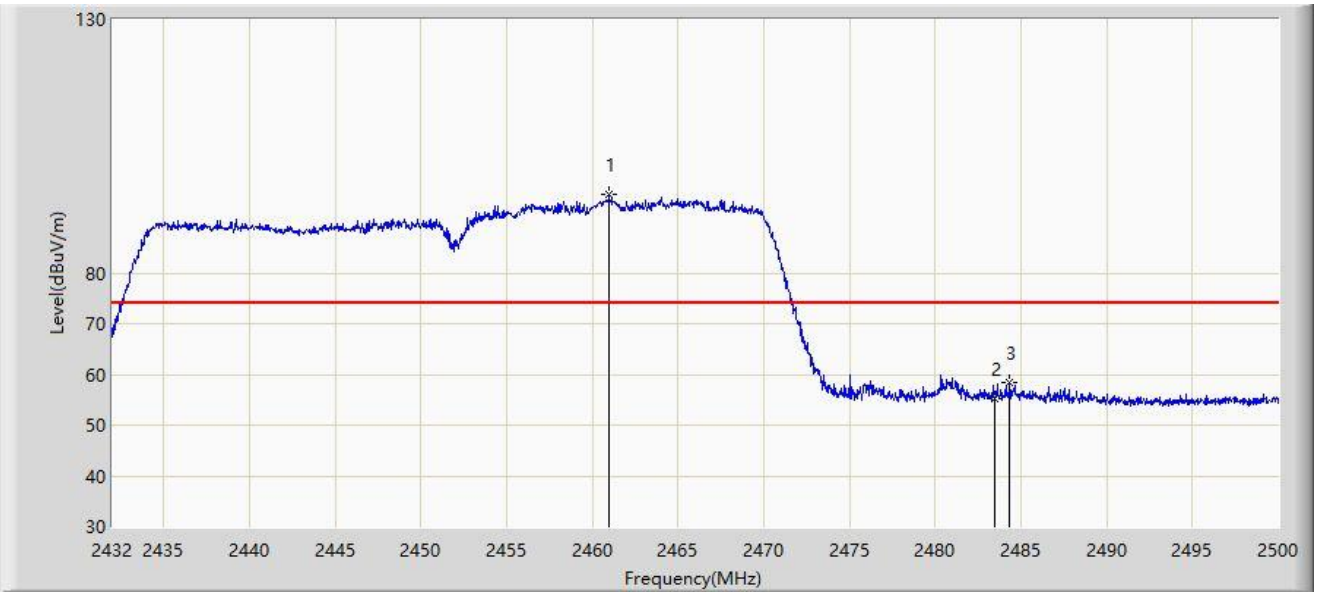

No	Mark	Frequency (MHz)	Measure Level (dBμV/m)	Reading Level (dBμV)	Margin (dB)	Limit (dBμV/m)	Factor (dB/m)	Type
1		2460.968	95.600	64.750	N/A	N/A	30.850	PK
2		2483.500	55.211	24.476	-18.789	74.000	30.734	PK
3	*	2484.360	58.494	27.759	-15.506	74.000	30.735	PK

Note 1: " * ", means this data is the worst emission level.

Note 2: Measure Level (dBμV/m) = Reading Level (dBμV) + Factor (dB/m).

Note 3: Factor (dB/m) = Cable Loss (dB) + Antenna Factor (dB/m).

Site: NS-AC1	Test Date: 2023-03-10
Limit: FCC_2.4G_RE(3m)	Engineer: Ted Chen
Probe: NS-AC1_BBHA9120D_2111_1-18GHz	Polarity: Vertical
EUT: Tablet Computer	Power: By Battery
Test Mode: Transmit by VHT40 at 2452MHz	

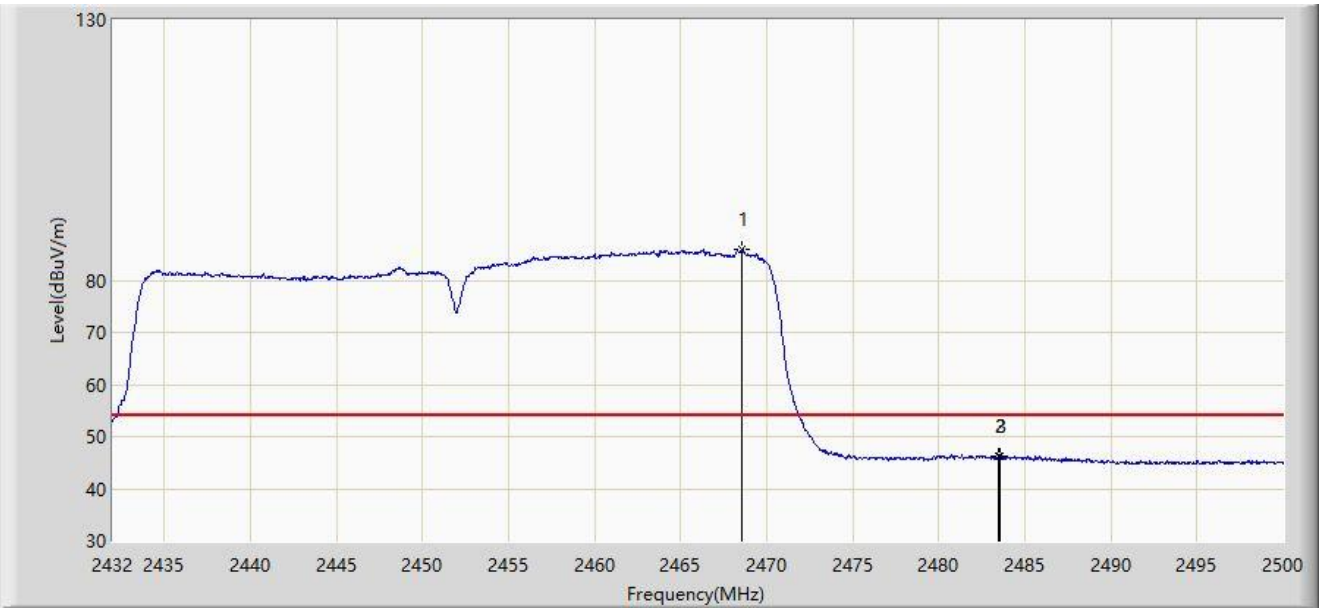

No	Mark	Frequency (MHz)	Measure Level (dBμV/m)	Reading Level (dBμV)	Margin (dB)	Limit (dBμV/m)	Factor (dB/m)	Type
1		2468.584	85.827	55.021	N/A	N/A	30.805	AV
2		2483.500	46.156	15.421	-7.844	54.000	30.734	AV
3	*	2483.578	46.264	15.529	-7.736	54.000	30.735	AV

Note 1: " * ", means this data is the worst emission level.

Note 2: Measure Level (dBμV/m) = Reading Level (dBμV) + Factor (dB/m).

Note 3: Factor (dB/m) = Cable Loss (dB) + Antenna Factor (dB/m).

Site: NS-AC1	Test Date: 2023-03-10
Limit: FCC_2.4G_RE(3m)	Engineer: Ted Chen
Probe: NS-AC1_BBHA9120D_2111_1-18GHz	Polarity: Horizontal
EUT: Tablet Computer	Power: By Battery
Test Mode: Transmit by 802.11ax-HE20 at 2412MHz	

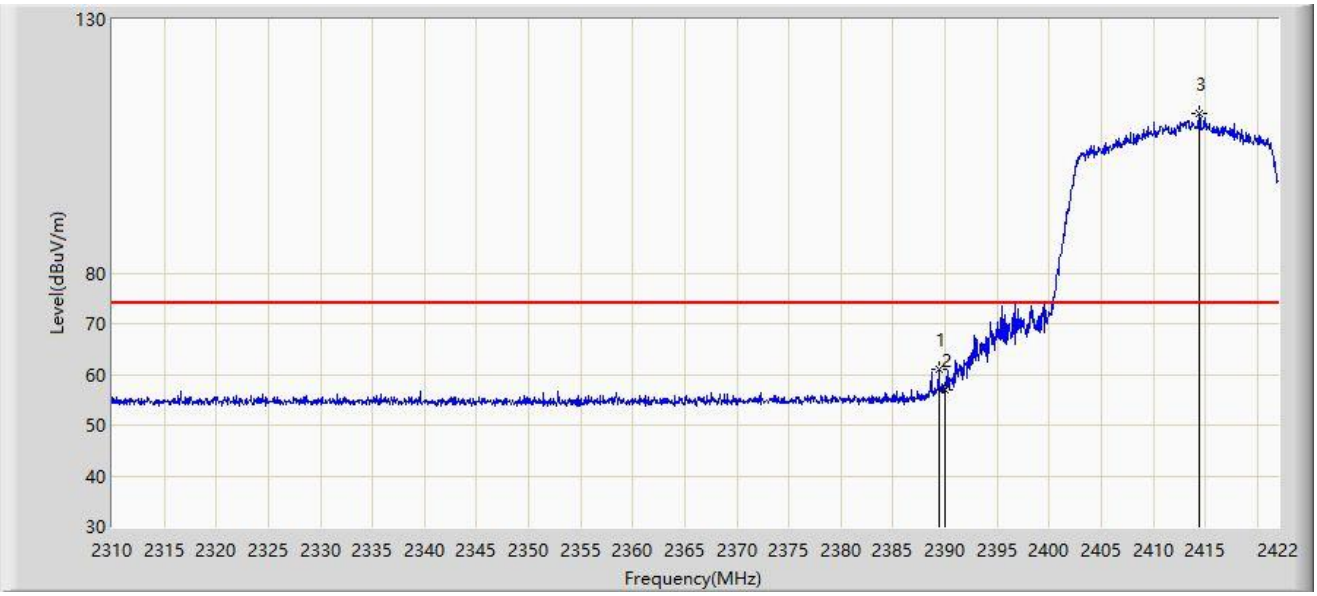

No	Mark	Frequency (MHz)	Measure Level (dBμV/m)	Reading Level (dBμV)	Margin (dB)	Limit (dBμV/m)	Factor (dB/m)	Type
1	*	2389.408	61.139	30.311	-12.861	74.000	30.828	PK
2		2390.000	56.978	26.155	-17.022	74.000	30.823	PK
3		2414.384	111.398	80.582	N/A	N/A	30.816	PK

Note 1: " * ", means this data is the worst emission level.

Note 2: Measure Level (dBμV/m) = Reading Level (dBμV) + Factor (dB/m).

Note 3: Factor (dB/m) = Cable Loss (dB) + Antenna Factor (dB/m).

Site: NS-AC1	Test Date: 2023-03-10
Limit: FCC_2.4G_RE(3m)	Engineer: Ted Chen
Probe: NS-AC1_BBHA9120D_2111_1-18GHz	Polarity: Horizontal
EUT: Tablet Computer	Power: By Battery
Test Mode: Transmit by 802.11ax-HE20 at 2412MHz	

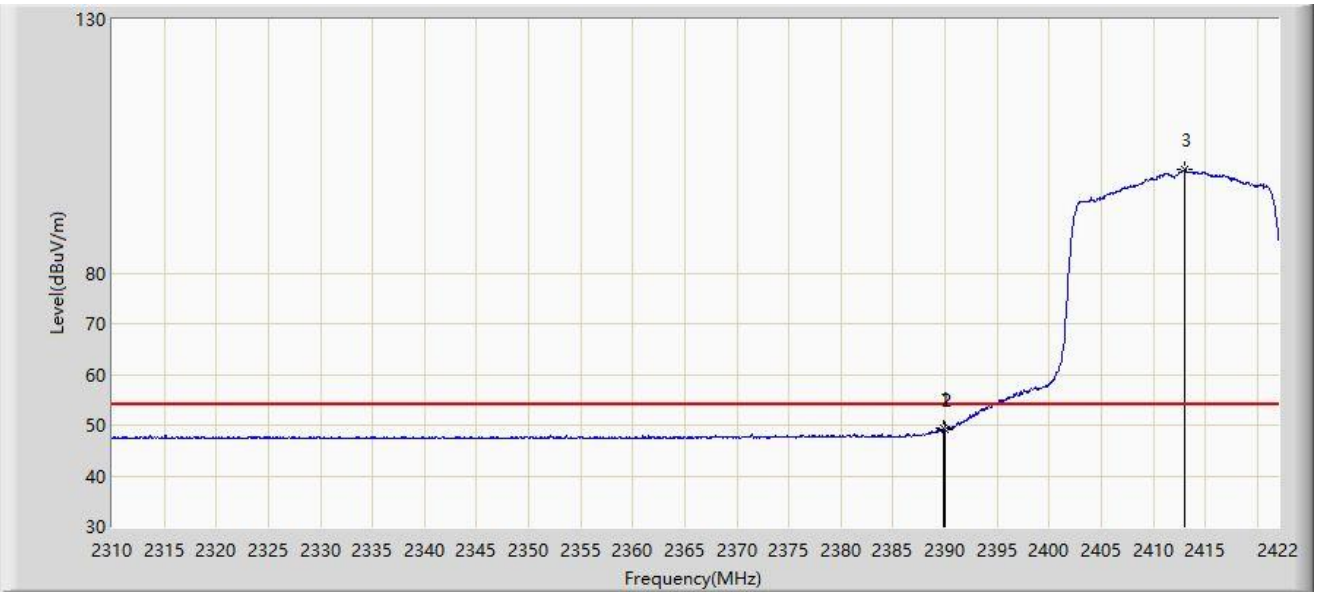

No	Mark	Frequency (MHz)	Measure Level (dBμV/m)	Reading Level (dBμV)	Margin (dB)	Limit (dBμV/m)	Factor (dB/m)	Type
1	*	2389.856	49.310	18.486	-4.690	54.000	30.824	AV
2		2390.000	49.074	18.251	-4.926	54.000	30.823	AV
3		2413.040	100.473	69.646	N/A	N/A	30.827	AV

Note 1: " * ", means this data is the worst emission level.

Note 2: Measure Level (dBμV/m) = Reading Level (dBμV) + Factor (dB/m).

Note 3: Factor (dB/m) = Cable Loss (dB) + Antenna Factor (dB/m).

Site: NS-AC1	Test Date: 2023-03-10
Limit: FCC_2.4G_RE(3m)	Engineer: Ted Chen
Probe: NS-AC1_BBHA9120D_2111_1-18GHz	Polarity: Vertical
EUT: Tablet Computer	Power: By Battery
Test Mode: Transmit by 802.11ax-HE20 at 2412MHz	

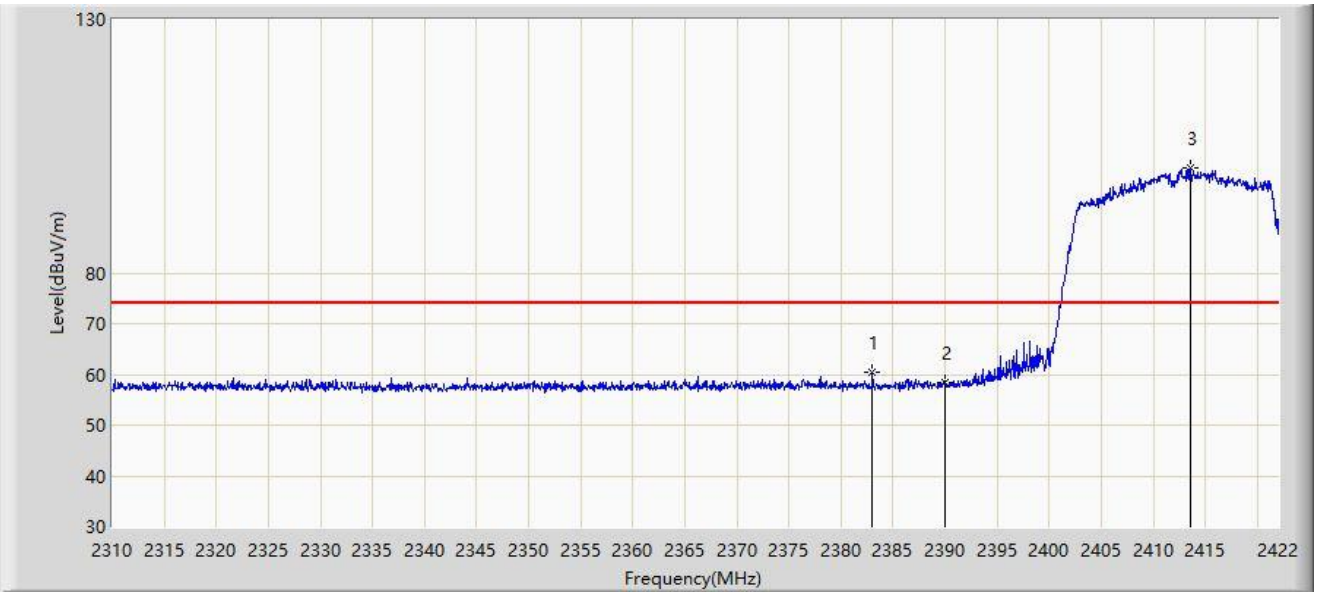

No	Mark	Frequency (MHz)	Measure Level (dBμV/m)	Reading Level (dBμV)	Margin (dB)	Limit (dBμV/m)	Factor (dB/m)	Type
1	*	2383.024	60.330	29.444	-13.670	74.000	30.885	PK
2		2390.000	58.331	27.508	-15.669	74.000	30.823	PK
3		2413.544	100.778	69.956	N/A	N/A	30.823	PK

Note 1: " * ", means this data is the worst emission level.

Note 2: Measure Level (dBμV/m) = Reading Level (dBμV) + Factor (dB/m).

Note 3: Factor (dB/m) = Cable Loss (dB) + Antenna Factor (dB/m).

Site: NS-AC1	Test Date: 2023-03-10
Limit: FCC_2.4G_RE(3m)	Engineer: Ted Chen
Probe: NS-AC1_BBHA9120D_2111_1-18GHz	Polarity: Vertical
EUT: Tablet Computer	Power: By Battery
Test Mode: Transmit by 802.11ax-HE20 at 2412MHz	

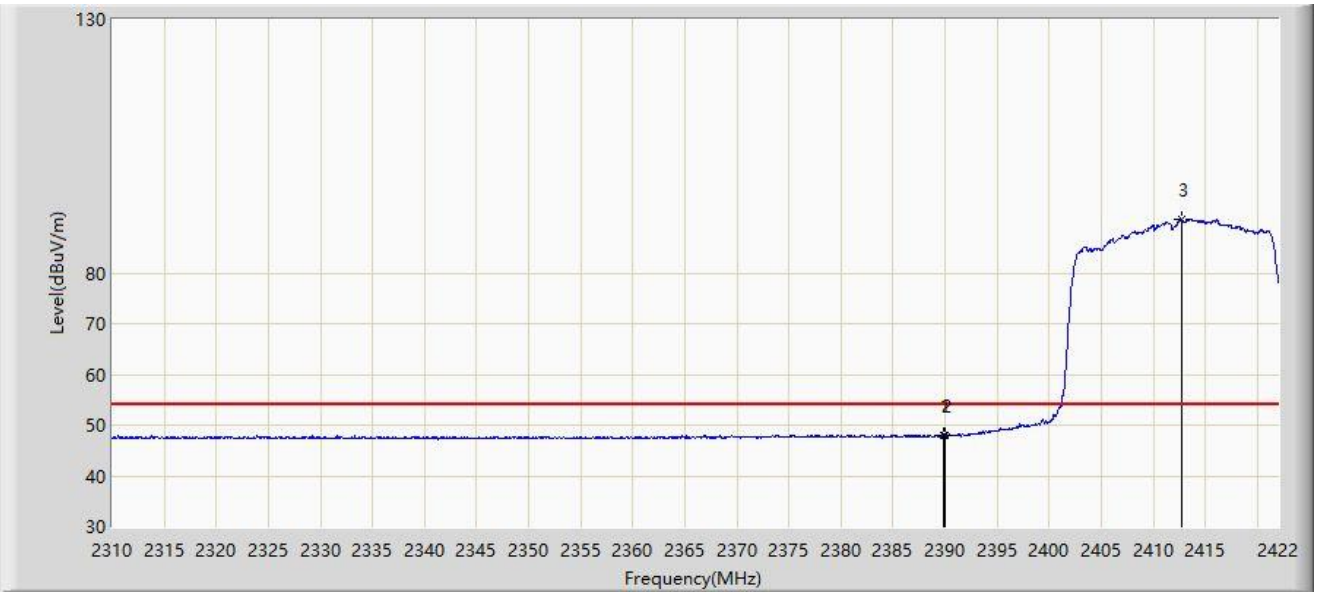

No	Mark	Frequency (MHz)	Measure Level (dBμV/m)	Reading Level (dBμV)	Margin (dB)	Limit (dBμV/m)	Factor (dB/m)	Type
1	*	2389.912	48.027	17.203	-5.973	54.000	30.824	AV
2		2390.000	47.991	17.168	-6.009	54.000	30.823	AV
3		2412.704	90.570	59.741	N/A	N/A	30.829	AV

Note 1: " * ", means this data is the worst emission level.

Note 2: Measure Level (dBμV/m) = Reading Level (dBμV) + Factor (dB/m).

Note 3: Factor (dB/m) = Cable Loss (dB) + Antenna Factor (dB/m).

Site: NS-AC1	Test Date: 2023-03-10
Limit: FCC_2.4G_RE(3m)	Engineer: Ted Chen
Probe: NS-AC1_BBHA9120D_2111_1-18GHz	Polarity: Horizontal
EUT: Tablet Computer	Power: By Battery
Test Mode: Transmit by 802.11ax-HE20 at 2462MHz	

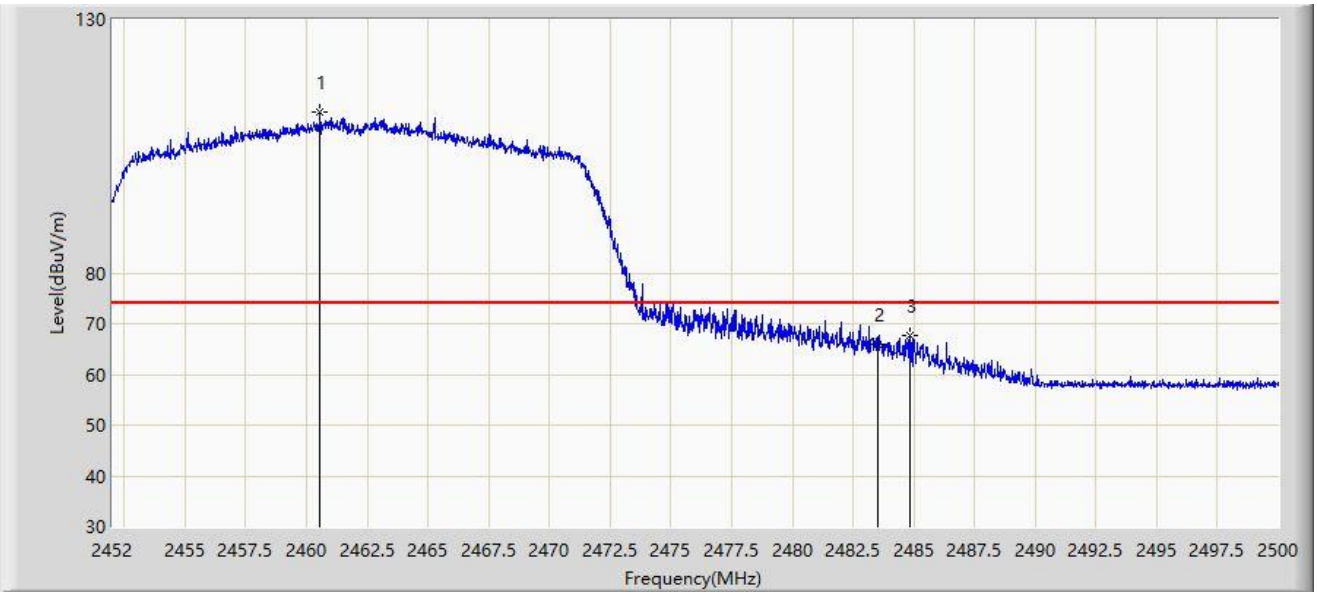

No	Mark	Frequency (MHz)	Measure Level (dBμV/m)	Reading Level (dBμV)	Margin (dB)	Limit (dBμV/m)	Factor (dB/m)	Type
1		2460.568	111.614	80.765	N/A	N/A	30.849	PK
2		2483.500	65.854	35.119	-8.146	74.000	30.734	PK
3	*	2484.832	67.822	37.087	-6.178	74.000	30.736	PK

Note 1: " * ", means this data is the worst emission level.

Note 2: Measure Level (dBμV/m) = Reading Level (dBμV) + Factor (dB/m).

Note 3: Factor (dB/m) = Cable Loss (dB) + Antenna Factor (dB/m).

Site: NS-AC1	Test Date: 2023-03-10
Limit: FCC_2.4G_RE(3m)	Engineer: Ted Chen
Probe: NS-AC1_BBHA9120D_2111_1-18GHz	Polarity: Horizontal
EUT: Tablet Computer	Power: By Battery
Test Mode: Transmit by 802.11ax-HE20 at 2462MHz	

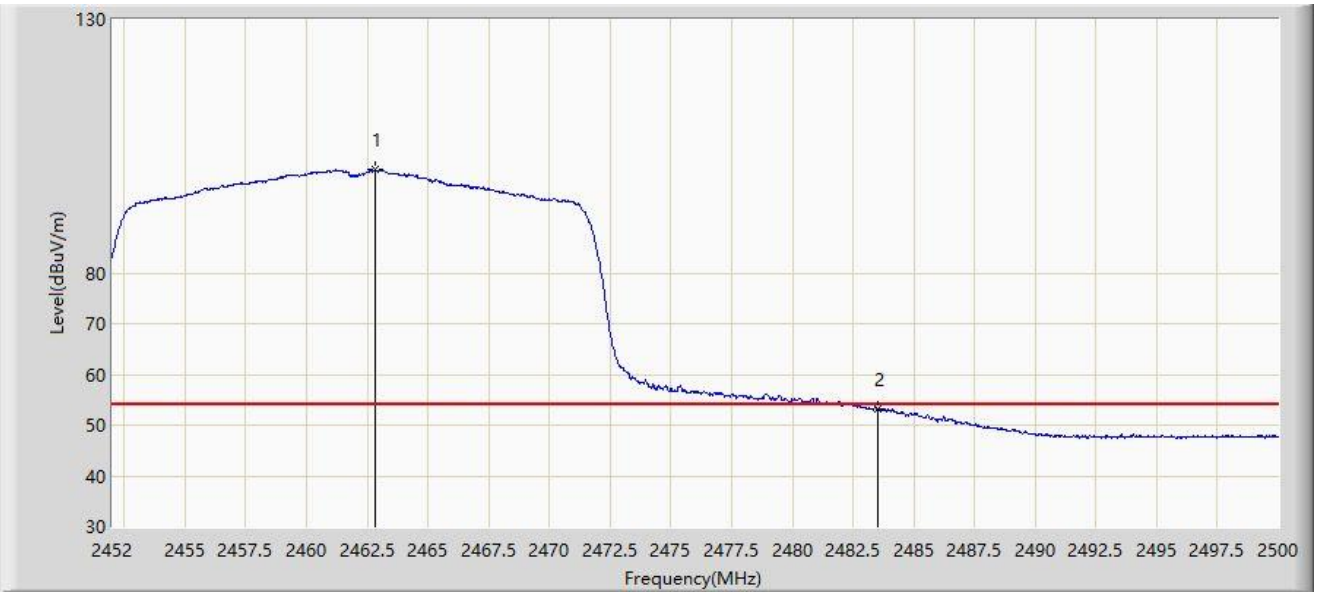

No	Mark	Frequency (MHz)	Measure Level (dBμV/m)	Reading Level (dBμV)	Margin (dB)	Limit (dBμV/m)	Factor (dB/m)	Type
1		2462.824	100.519	69.673	N/A	N/A	30.846	AV
2	*	2483.500	53.316	22.581	-0.684	54.000	30.734	AV

Note 1: " * ", means this data is the worst emission level.

Note 2: Measure Level (dBμV/m) = Reading Level (dBμV) + Factor (dB/m).

Note 3: Factor (dB/m) = Cable Loss (dB) + Antenna Factor (dB/m).

Site: NS-AC1	Test Date: 2023-03-10
Limit: FCC_2.4G_RE(3m)	Engineer: Ted Chen
Probe: NS-AC1_BBHA9120D_2111_1-18GHz	Polarity: Vertical
EUT: Tablet Computer	Power: By Battery
Test Mode: Transmit by 802.11ax-HE20 at 2462MHz	

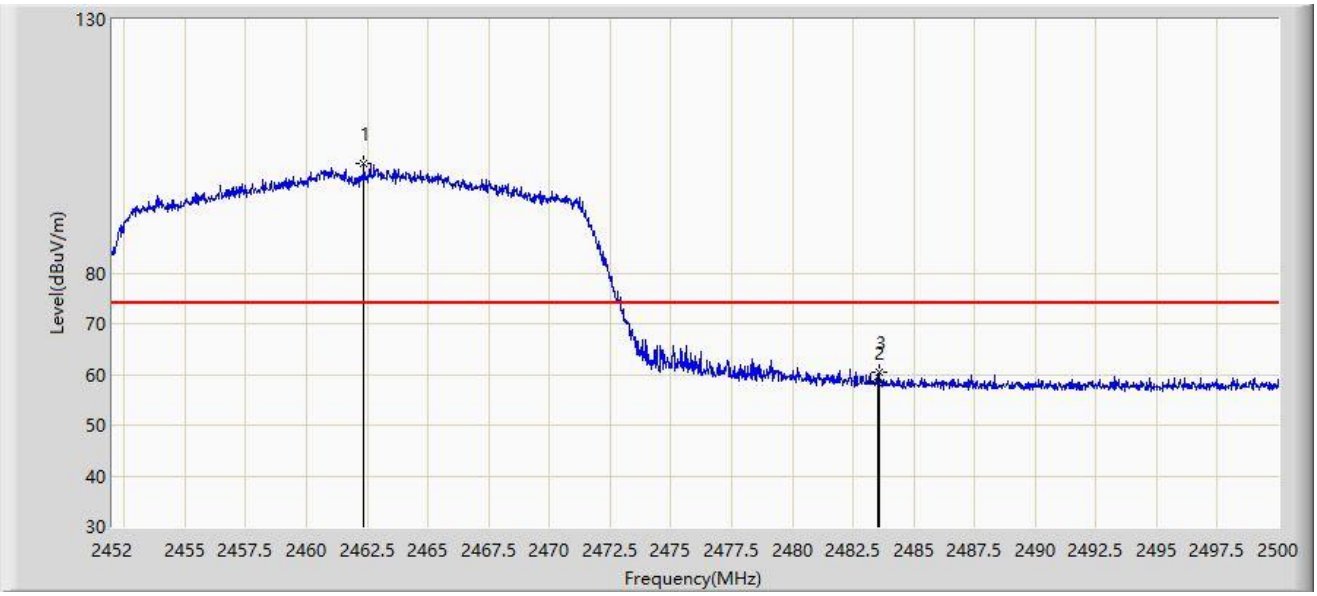

No	Mark	Frequency (MHz)	Measure Level (dBμV/m)	Reading Level (dBμV)	Margin (dB)	Limit (dBμV/m)	Factor (dB/m)	Type
1		2462.368	101.458	70.609	N/A	N/A	30.850	PK
2		2483.500	58.527	27.792	-15.473	74.000	30.734	PK
3	*	2483.560	60.309	29.574	-13.691	74.000	30.735	PK

Note 1: " * ", means this data is the worst emission level.

Note 2: Measure Level (dBμV/m) = Reading Level (dBμV) + Factor (dB/m).

Note 3: Factor (dB/m) = Cable Loss (dB) + Antenna Factor (dB/m).

Site: NS-AC1	Test Date: 2023-03-10
Limit: FCC_2.4G_RE(3m)	Engineer: Ted Chen
Probe: NS-AC1_BBHA9120D_2111_1-18GHz	Polarity: Vertical
EUT: Tablet Computer	Power: By Battery
Test Mode: Transmit by 802.11ax-HE20 at 2462MHz	

No	Mark	Frequency (MHz)	Measure Level (dBμV/m)	Reading Level (dBμV)	Margin (dB)	Limit (dBμV/m)	Factor (dB/m)	Type
1		2461.504	90.800	59.949	N/A	N/A	30.851	AV
2		2483.500	48.375	17.640	-5.625	54.000	30.734	AV
3	*	2483.584	48.392	17.657	-5.608	54.000	30.735	AV

Note 1: " * ", means this data is the worst emission level.

Note 2: Measure Level (dBμV/m) = Reading Level (dBμV) + Factor (dB/m).

Note 3: Factor (dB/m) = Cable Loss (dB) + Antenna Factor (dB/m).

Site: NS-AC1	Test Date: 2023-03-10
Limit: FCC_2.4G_RE(3m)	Engineer: Ted Chen
Probe: NS-AC1_BBHA9120D_2111_1-18GHz	Polarity: Horizontal
EUT: Tablet Computer	Power: By Battery
Test Mode: Transmit by 802.11ax-HE40 at 2422MHz	

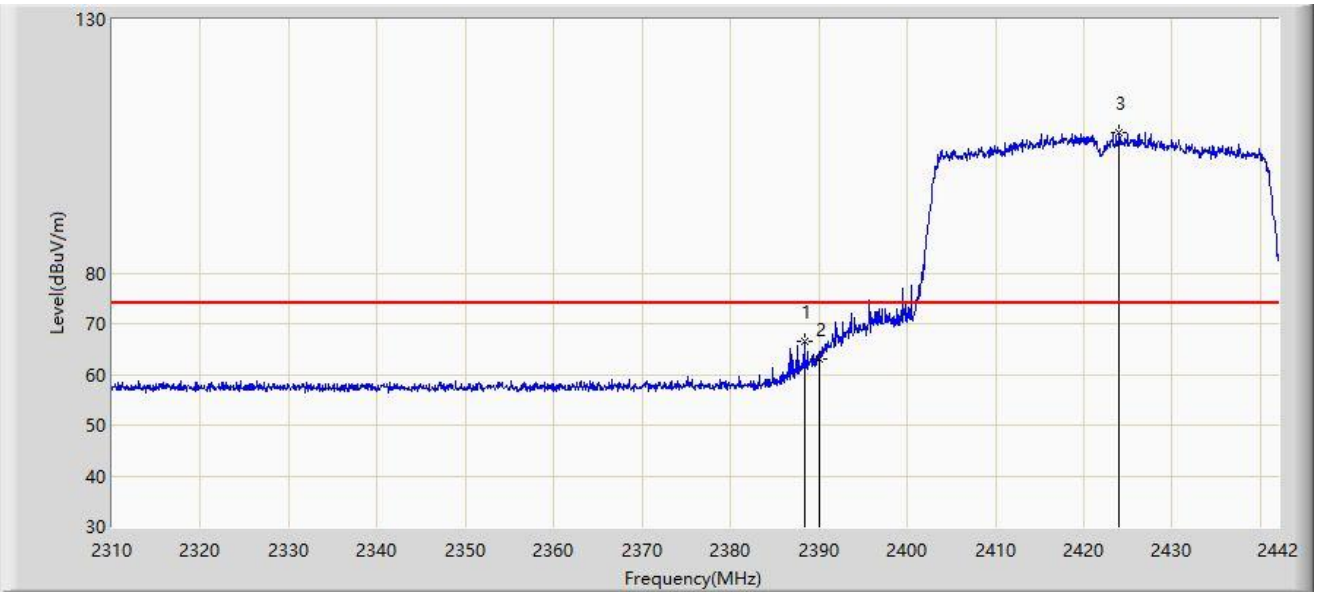

No	Mark	Frequency (MHz)	Measure Level (dBμV/m)	Reading Level (dBμV)	Margin (dB)	Limit (dBμV/m)	Factor (dB/m)	Type
1	*	2388.342	66.433	35.595	-7.567	74.000	30.838	PK
2		2390.000	63.131	32.308	-10.869	74.000	30.823	PK
3		2424.048	107.625	76.887	N/A	N/A	30.738	PK

Note 1: " * ", means this data is the worst emission level.

Note 2: Measure Level (dBμV/m) = Reading Level (dBμV) + Factor (dB/m).

Note 3: Factor (dB/m) = Cable Loss (dB) + Antenna Factor (dB/m).

Site: NS-AC1	Test Date: 2023-03-10
Limit: FCC_2.4G_RE(3m)	Engineer: Ted Chen
Probe: NS-AC1_BBHA9120D_2111_1-18GHz	Polarity: Horizontal
EUT: Tablet Computer	Power: By Battery
Test Mode: Transmit by 802.11ax-HE40 at 2422MHz	

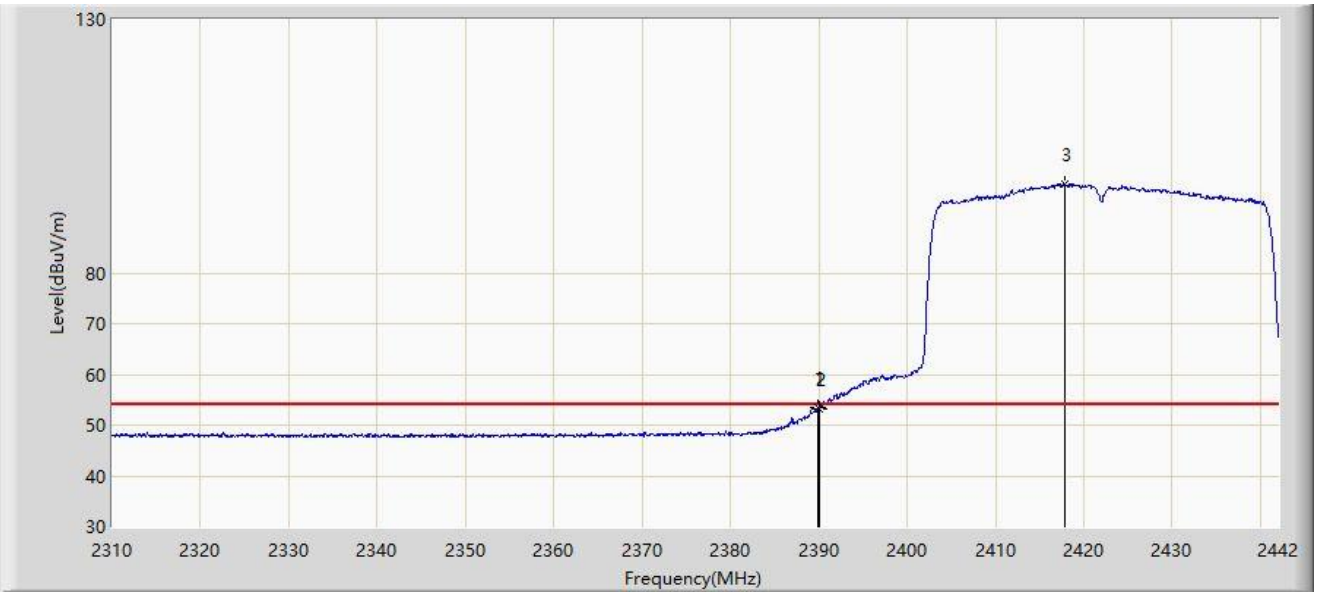

No	Mark	Frequency (MHz)	Measure Level (dBμV/m)	Reading Level (dBμV)	Margin (dB)	Limit (dBμV/m)	Factor (dB/m)	Type
1	*	2389.860	53.359	22.535	-0.641	54.000	30.824	AV
2		2390.000	53.288	22.465	-0.712	54.000	30.823	AV
3		2417.778	97.616	66.828	N/A	N/A	30.788	AV

Note 1: " * ", means this data is the worst emission level.

Note 2: Measure Level (dBμV/m) = Reading Level (dBμV) + Factor (dB/m).

Note 3: Factor (dB/m) = Cable Loss (dB) + Antenna Factor (dB/m).

Site: NS-AC1	Test Date: 2023-03-10
Limit: FCC_2.4G_RE(3m)	Engineer: Ted Chen
Probe: NS-AC1_BBHA9120D_2111_1-18GHz	Polarity: Vertical
EUT: Tablet Computer	Power: By Battery
Test Mode: Transmit by 802.11ax-HE40 at 2422MHz	

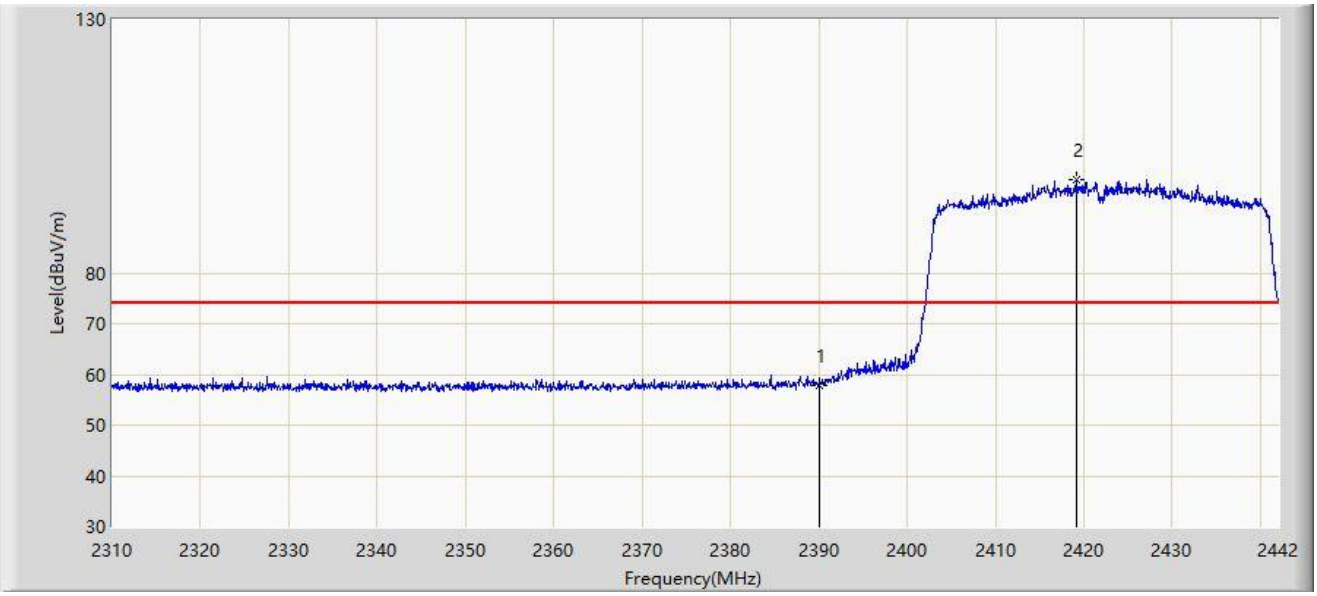

No	Mark	Frequency (MHz)	Measure Level (dBμV/m)	Reading Level (dBμV)	Margin (dB)	Limit (dBμV/m)	Factor (dB/m)	Type
1	*	2390.000	57.965	27.142	-16.035	74.000	30.823	PK
2		2419.098	98.546	67.768	N/A	N/A	30.777	PK

Note 1: " * ", means this data is the worst emission level.

Note 2: Measure Level (dBμV/m) = Reading Level (dBμV) + Factor (dB/m).

Note 3: Factor (dB/m) = Cable Loss (dB) + Antenna Factor (dB/m).

Site: NS-AC1	Test Date: 2023-03-10
Limit: FCC_2.4G_RE(3m)	Engineer: Ted Chen
Probe: NS-AC1_BBHA9120D_2111_1-18GHz	Polarity: Vertical
EUT: Tablet Computer	Power: By Battery
Test Mode: Transmit by 802.11ax-HE40 at 2422MHz	

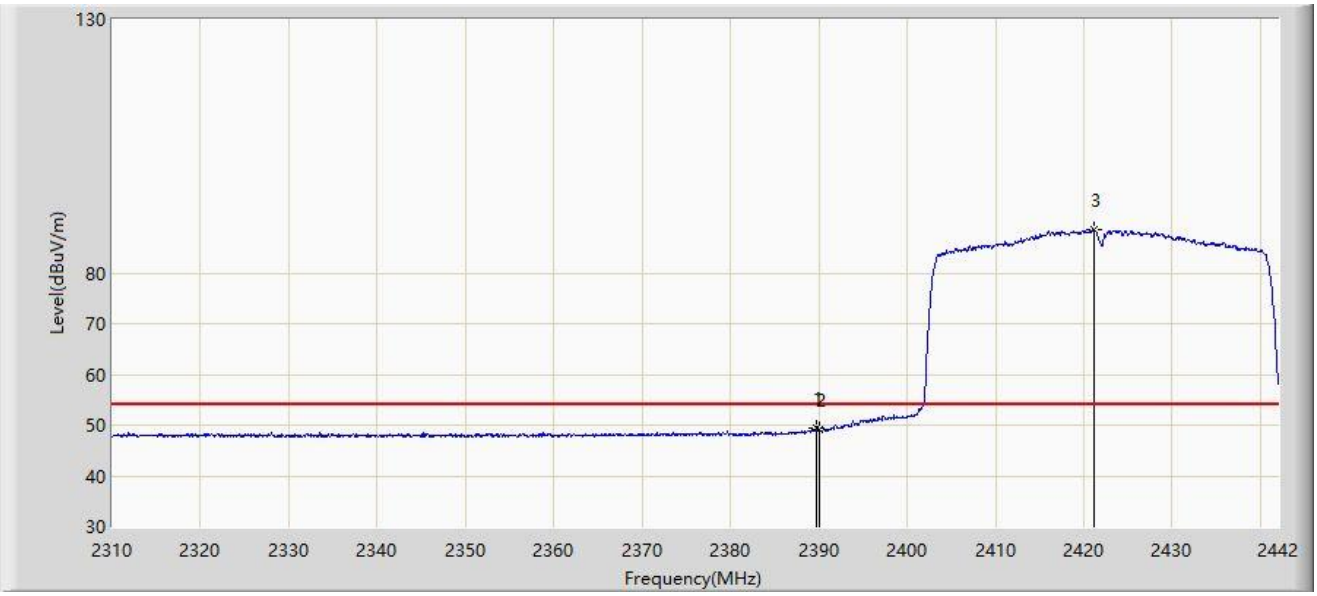

No	Mark	Frequency (MHz)	Measure Level (dBμV/m)	Reading Level (dBμV)	Margin (dB)	Limit (dBμV/m)	Factor (dB/m)	Type
1	*	2389.728	49.370	18.545	-4.630	54.000	30.825	AV
2		2390.000	49.182	18.359	-4.818	54.000	30.823	AV
3		2421.144	88.568	57.807	N/A	N/A	30.761	AV

Note 1: " * ", means this data is the worst emission level.

Note 2: Measure Level (dBμV/m) = Reading Level (dBμV) + Factor (dB/m).

Note 3: Factor (dB/m) = Cable Loss (dB) + Antenna Factor (dB/m).

Site: NS-AC1	Test Date: 2023-03-10
Limit: FCC_2.4G_RE(3m)	Engineer: Ted Chen
Probe: NS-AC1_BBHA9120D_2111_1-18GHz	Polarity: Horizontal
EUT: Tablet Computer	Power: By Battery
Test Mode: Transmit by 802.11ax-HE40 at 2452MHz	

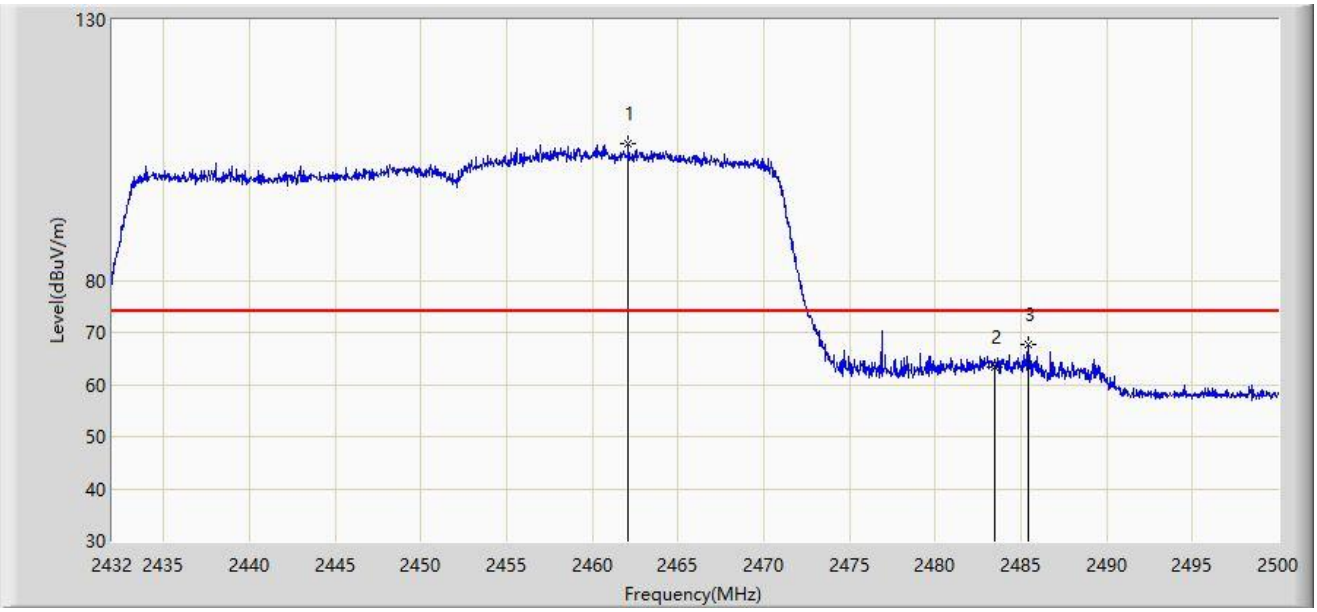

No	Mark	Frequency (MHz)	Measure Level (dBμV/m)	Reading Level (dBμV)	Margin (dB)	Limit (dBμV/m)	Factor (dB/m)	Type
1		2462.090	106.311	75.460	N/A	N/A	30.851	PK
2		2483.500	63.266	32.531	-10.734	74.000	30.734	PK
3	*	2485.448	67.554	36.818	-6.446	74.000	30.735	PK

Note 1: " * ", means this data is the worst emission level.

Note 2: Measure Level (dBμV/m) = Reading Level (dBμV) + Factor (dB/m).

Note 3: Factor (dB/m) = Cable Loss (dB) + Antenna Factor (dB/m).

Site: NS-AC1	Test Date: 2023-03-10
Limit: FCC_2.4G_RE(3m)	Engineer: Ted Chen
Probe: NS-AC1_BBHA9120D_2111_1-18GHz	Polarity: Horizontal
EUT: Tablet Computer	Power: By Battery
Test Mode: Transmit by 802.11ax-HE40 at 2452MHz	

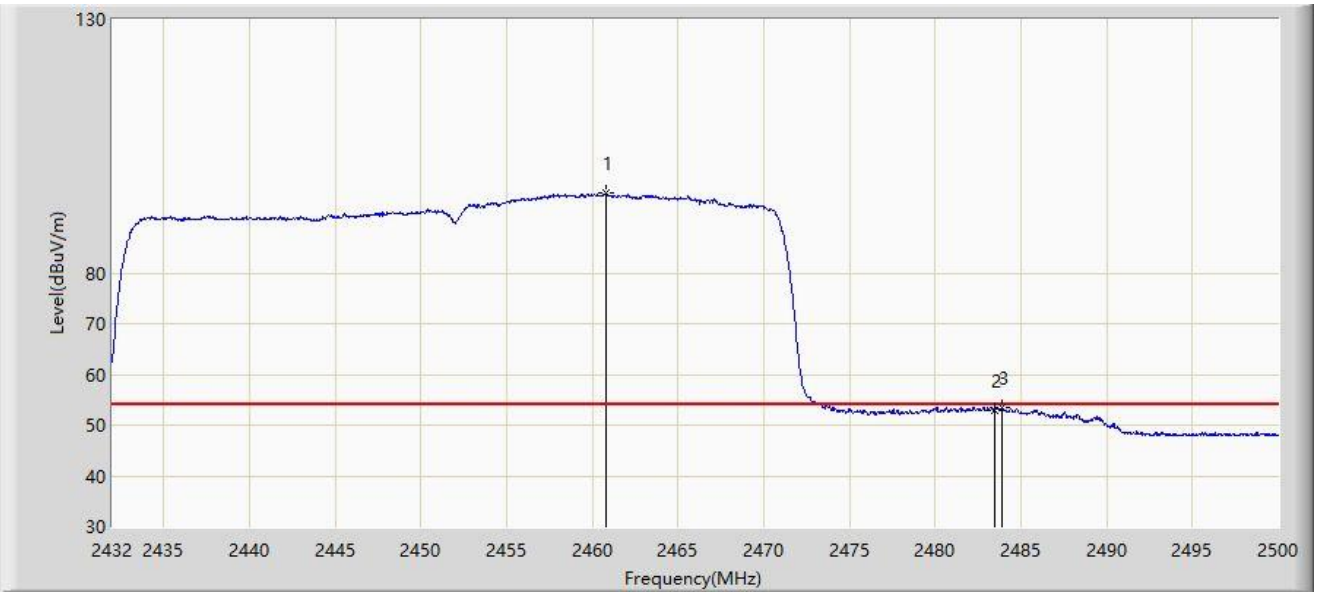

No	Mark	Frequency (MHz)	Measure Level (dBμV/m)	Reading Level (dBμV)	Margin (dB)	Limit (dBμV/m)	Factor (dB/m)	Type
1		2460.798	95.692	64.842	N/A	N/A	30.850	AV
2		2483.500	52.890	22.155	-1.110	54.000	30.734	AV
3	*	2483.884	53.502	22.767	-0.498	54.000	30.735	AV

Note 1: " * ", means this data is the worst emission level.

Note 2: Measure Level (dBμV/m) = Reading Level (dBμV) + Factor (dB/m).

Note 3: Factor (dB/m) = Cable Loss (dB) + Antenna Factor (dB/m).

Site: NS-AC1	Test Date: 2023-03-10
Limit: FCC_2.4G_RE(3m)	Engineer: Ted Chen
Probe: NS-AC1_BBHA9120D_2111_1-18GHz	Polarity: Vertical
EUT: Tablet Computer	Power: By Battery
Test Mode: Transmit by 802.11ax-HE40 at 2452MHz	

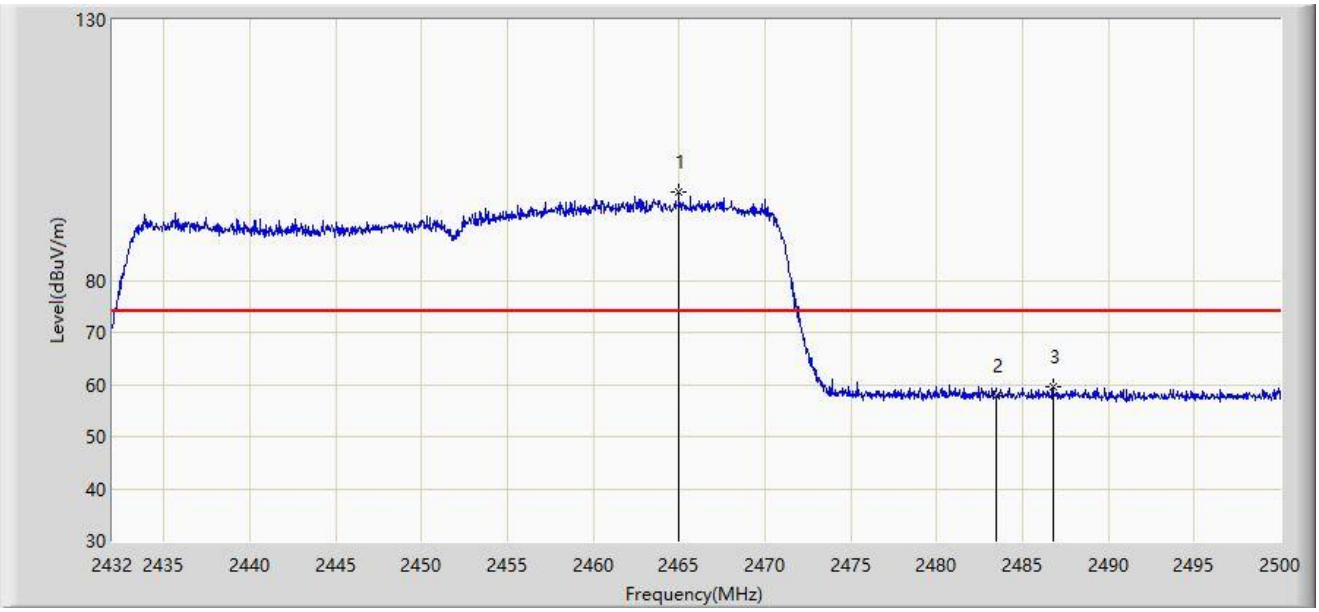

No	Mark	Frequency (MHz)	Measure Level (dBμV/m)	Reading Level (dBμV)	Margin (dB)	Limit (dBμV/m)	Factor (dB/m)	Type
1		2464.980	96.938	66.107	N/A	N/A	30.831	PK
2		2483.500	57.888	27.153	-16.112	74.000	30.734	PK
3	*	2486.774	59.555	28.818	-14.445	74.000	30.737	PK

Note 1: " * ", means this data is the worst emission level.

Note 2: Measure Level (dBμV/m) = Reading Level (dBμV) + Factor (dB/m).

Note 3: Factor (dB/m) = Cable Loss (dB) + Antenna Factor (dB/m).

Site: NS-AC1	Test Date: 2023-03-10
Limit: FCC_2.4G_RE(3m)	Engineer: Ted Chen
Probe: NS-AC1_BBHA9120D_2111_1-18GHz	Polarity: Vertical
EUT: Tablet Computer	Power: By Battery
Test Mode: Transmit by 802.11ax-HE40 at 2452MHz	

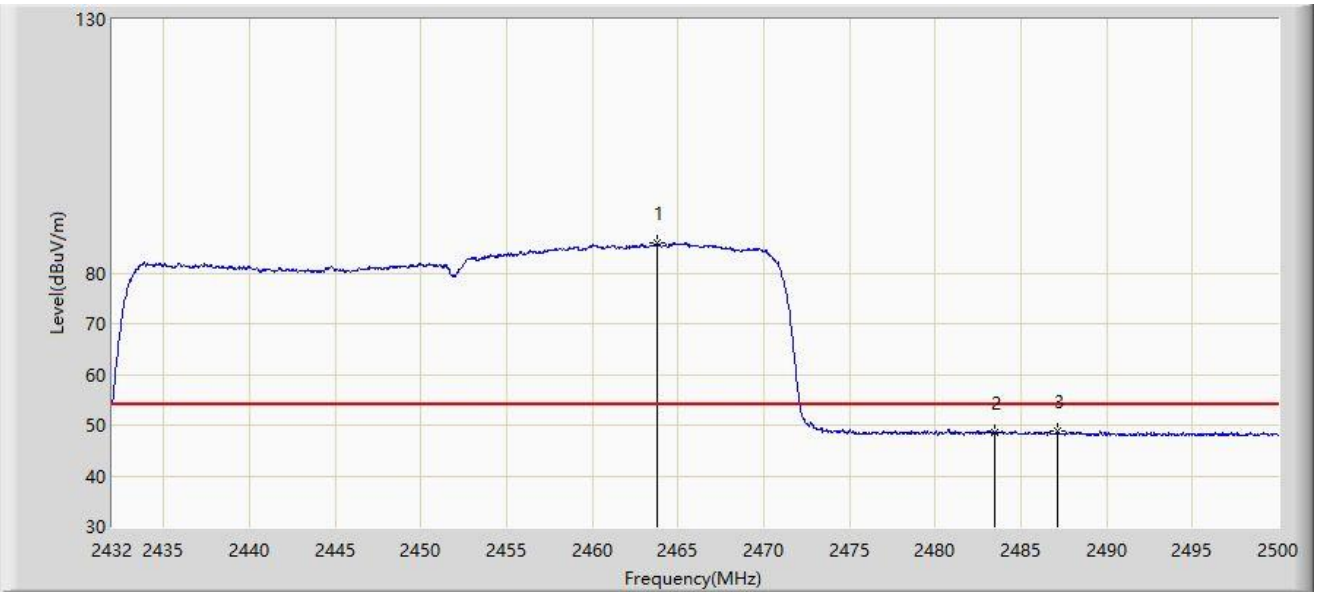

No	Mark	Frequency (MHz)	Measure Level (dBμV/m)	Reading Level (dBμV)	Margin (dB)	Limit (dBμV/m)	Factor (dB/m)	Type
1		2463.790	85.926	55.087	N/A	N/A	30.839	AV
2		2483.500	48.514	17.779	-5.486	54.000	30.734	AV
3	*	2487.114	48.755	18.018	-5.245	54.000	30.737	AV

Note 1: " * ", means this data is the worst emission level.

Note 2: Measure Level (dBμV/m) = Reading Level (dBμV) + Factor (dB/m).

Note 3: Factor (dB/m) = Cable Loss (dB) + Antenna Factor (dB/m).

Partial RU:

Site: NS-AC1	Test Date: 2023-03-21
Limit: FCC_Part15_Band Edge(3m)	Engineer: Ted Chen
Probe: WZ_Horn 3117_1-18GHz	Polarity: Horizontal
EUT: Tablet Computer	Power: By Battery
Test Mode: Transmit by 802.11ax-HE20-26 Tone RU 0 at 2412MHz	

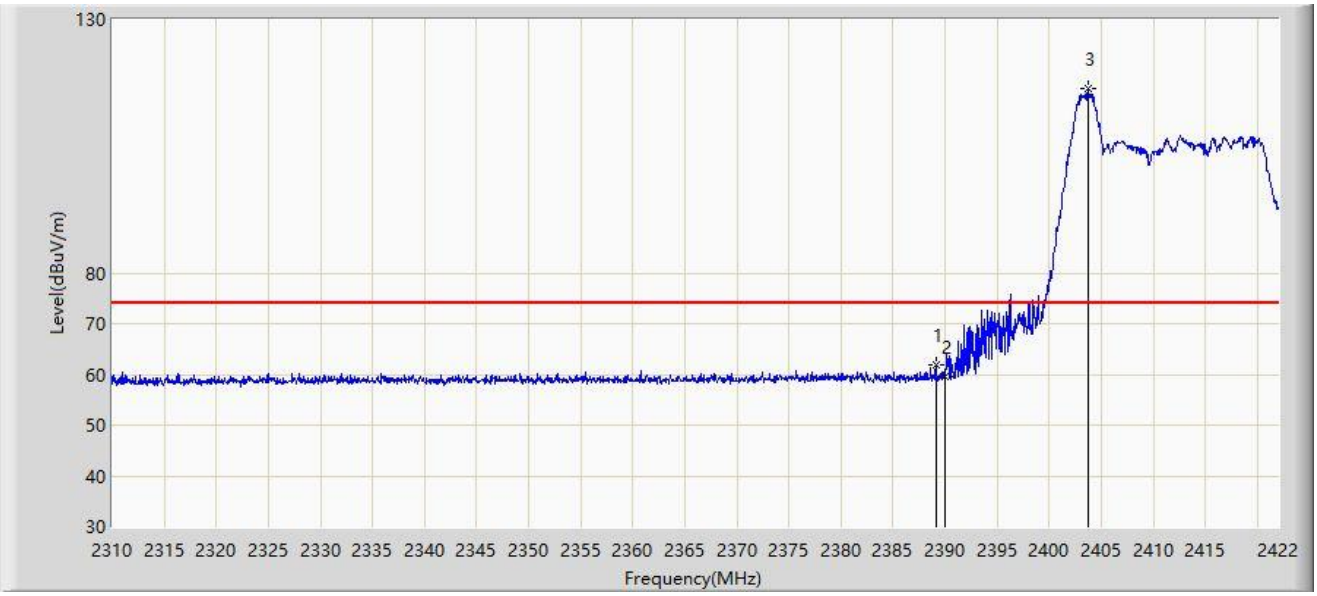

No	Mark	Frequency (MHz)	Measure Level (dBμV/m)	Reading Level (dBμV)	Margin (dB)	Limit (dBμV/m)	Factor (dB/m)	Type
1	*	2389.128	61.938	26.901	-12.062	74.000	35.036	PK
2		2390.000	59.554	24.522	-14.446	74.000	35.031	PK
3		2403.800	116.345	81.279	N/A	N/A	35.066	PK

Note 1: " * ", means this data is the worst emission level.

Note 2: Measure Level (dBμV/m) = Reading Level (dBμV) + Factor (dB/m).

Note 3: Factor (dB/m) = Cable Loss (dB) + Antenna Factor (dB/m).

Site: NS-AC1	Test Date: 2023-03-21
Limit: FCC_Part15_Band Edge(3m)	Engineer: Ted Chen
Probe: WZ_Horn 3117_1-18GHz	Polarity: Horizontal
EUT: Tablet Computer	Power: By Battery
Test Mode: Transmit by 802.11ax-HE20-26 Tone RU 0 at 2412MHz	

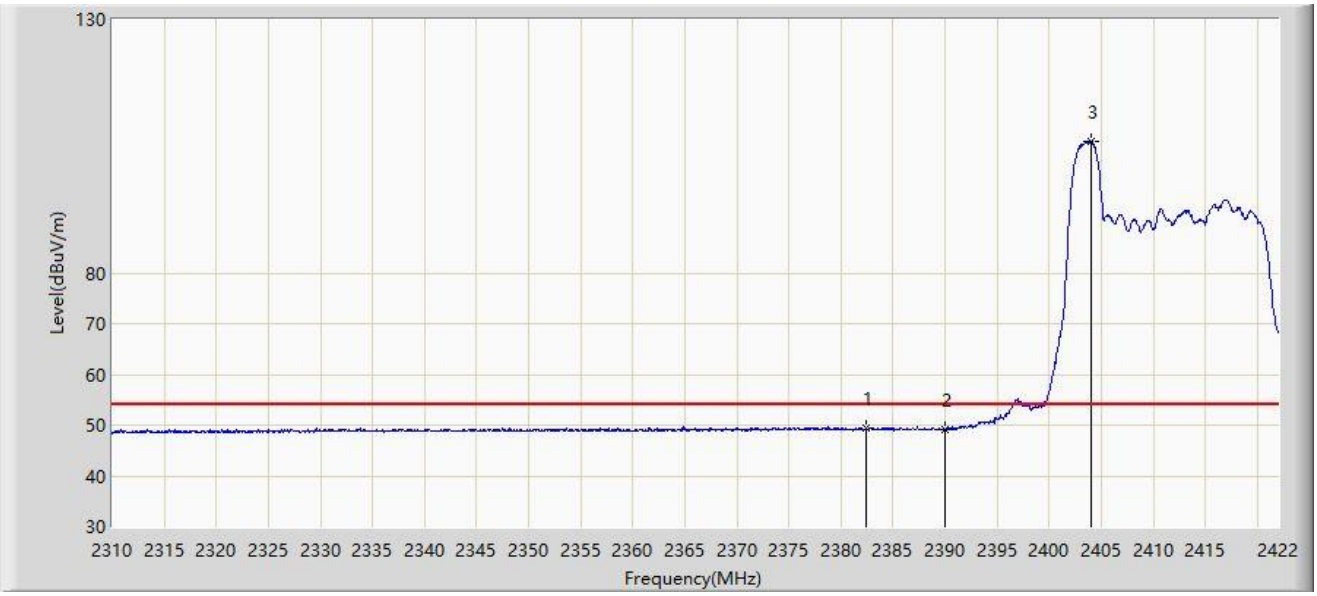

No	Mark	Frequency (MHz)	Measure Level (dBμV/m)	Reading Level (dBμV)	Margin (dB)	Limit (dBμV/m)	Factor (dB/m)	Type
1	*	2382.464	49.529	14.455	-4.471	54.000	35.074	AV
2		2390.000	49.105	14.073	-4.895	54.000	35.031	AV
3		2403.968	106.019	70.952	N/A	N/A	35.067	AV

Note 1: " * ", means this data is the worst emission level.

Note 2: Measure Level (dBμV/m) = Reading Level (dBμV) + Factor (dB/m).

Note 3: Factor (dB/m) = Cable Loss (dB) + Antenna Factor (dB/m).

Site: NS-AC1	Test Date: 2023-03-21
Limit: FCC_Part15_Band Edge(3m)	Engineer: Ted Chen
Probe: WZ_Horn 3117_1-18GHz	Polarity: Vertical
EUT: Tablet Computer	Power: By Battery
Test Mode: Transmit by 802.11ax-HE20-26 Tone RU 0 at 2412MHz	

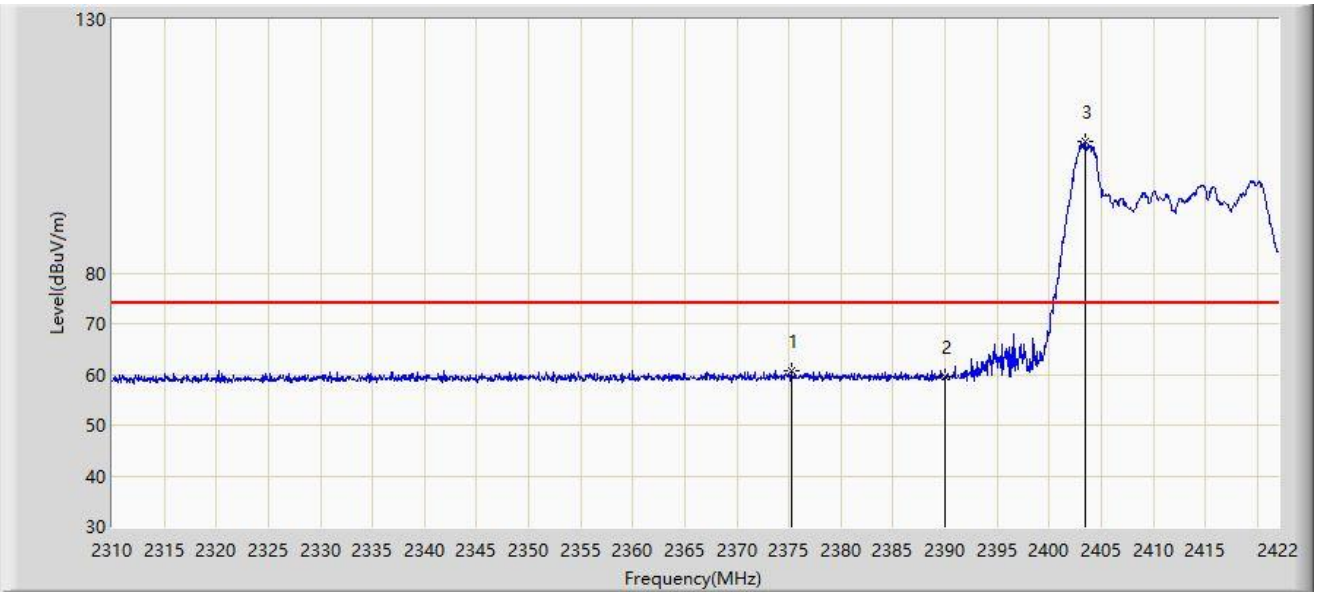

No	Mark	Frequency (MHz)	Measure Level (dBμV/m)	Reading Level (dBμV)	Margin (dB)	Limit (dBμV/m)	Factor (dB/m)	Type
1	*	2375.240	60.775	25.693	-13.225	74.000	35.082	PK
2		2390.000	59.521	24.489	-14.479	74.000	35.031	PK
3		2403.408	105.922	70.858	N/A	N/A	35.064	PK

Note 1: " * ", means this data is the worst emission level.

Note 2: Measure Level (dBμV/m) = Reading Level (dBμV) + Factor (dB/m).

Note 3: Factor (dB/m) = Cable Loss (dB) + Antenna Factor (dB/m).

Site: NS-AC1	Test Date: 2023-03-21
Limit: FCC_Part15_Band Edge(3m)	Engineer: Ted Chen
Probe: WZ_Horn 3117_1-18GHz	Polarity: Vertical
EUT: Tablet Computer	Power: By Battery
Test Mode: Transmit by 802.11ax-HE20-26 Tone RU 0 at 2412MHz	

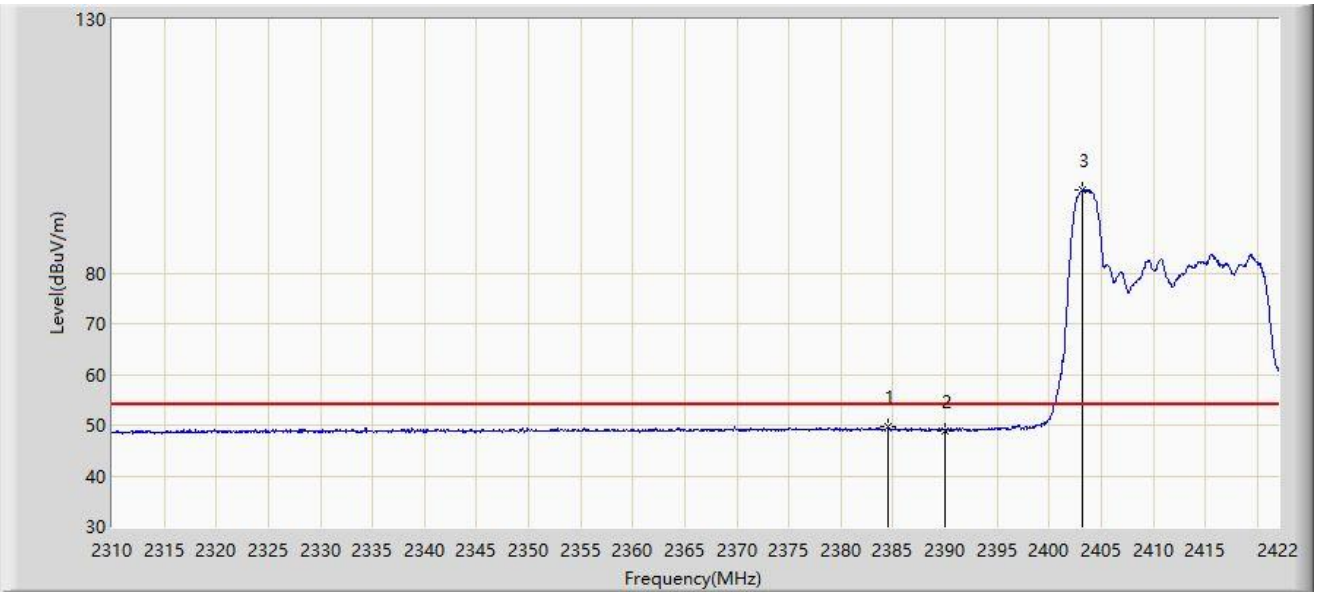

No	Mark	Frequency (MHz)	Measure Level (dBμV/m)	Reading Level (dBμV)	Margin (dB)	Limit (dBμV/m)	Factor (dB/m)	Type
1	*	2384.480	49.607	14.544	-4.393	54.000	35.063	AV
2		2390.000	48.912	13.880	-5.088	54.000	35.031	AV
3		2403.240	96.275	61.212	N/A	N/A	35.063	AV

Note 1: " * ", means this data is the worst emission level.

Note 2: Measure Level (dBμV/m) = Reading Level (dBμV) + Factor (dB/m).

Note 3: Factor (dB/m) = Cable Loss (dB) + Antenna Factor (dB/m).

Site: NS-AC1	Test Date: 2023-03-21
Limit: FCC_Part15_Band Edge(3m)	Engineer: Ted Chen
Probe: WZ_Horn 3117_1-18GHz	Polarity: Horizontal
EUT: Tablet Computer	Power: By Battery
Test Mode: Transmit by 802.11ax-HE20-26 Tone RU 0 at 2462MHz	

No	Mark	Frequency (MHz)	Measure Level (dBμV/m)	Reading Level (dBμV)	Margin (dB)	Limit (dBμV/m)	Factor (dB/m)	Type
1		2454.112	115.798	80.571	N/A	N/A	35.227	PK
2		2483.500	67.573	32.369	-6.427	74.000	35.204	PK
3	*	2488.120	69.764	34.547	-4.236	74.000	35.217	PK

Note 1: " * ", means this data is the worst emission level.

Note 2: Measure Level (dBμV/m) = Reading Level (dBμV) + Factor (dB/m).

Note 3: Factor (dB/m) = Cable Loss (dB) + Antenna Factor (dB/m).

Site: NS-AC1	Test Date: 2023-03-21
Limit: FCC_Part15_Band Edge(3m)	Engineer: Ted Chen
Probe: WZ_Horn 3117_1-18GHz	Polarity: Horizontal
EUT: Tablet Computer	Power: By Battery
Test Mode: Transmit by 802.11ax-HE20-26 Tone RU 0 at 2462MHz	

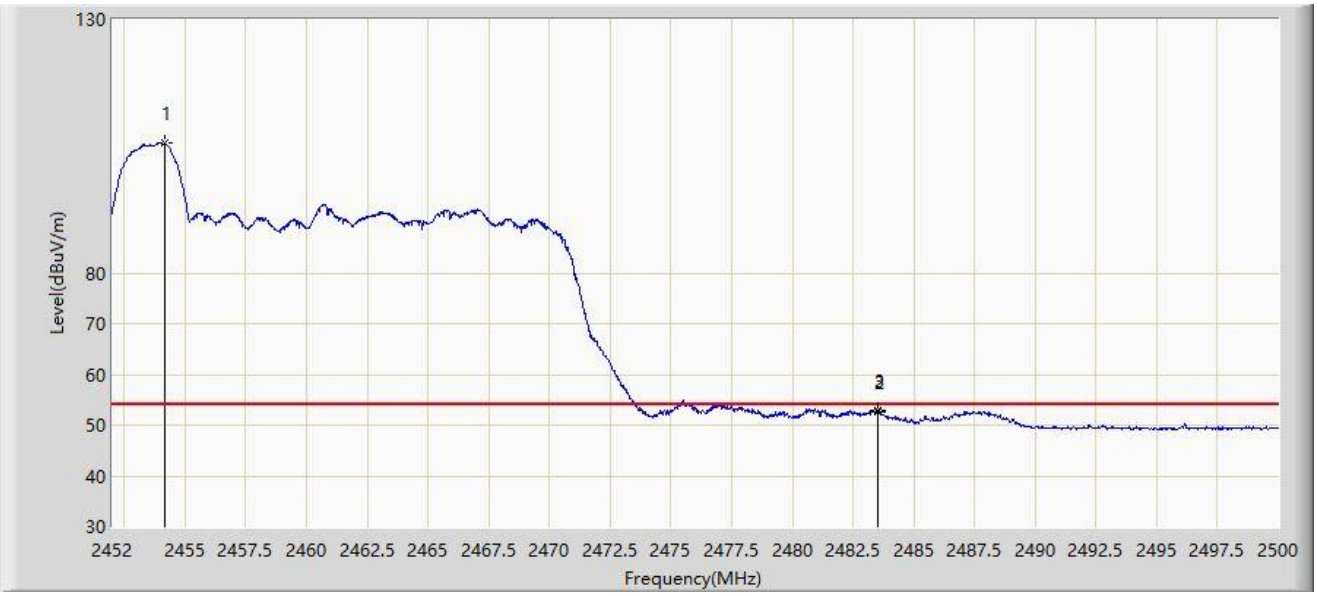

No	Mark	Frequency (MHz)	Measure Level (dBμV/m)	Reading Level (dBμV)	Margin (dB)	Limit (dBμV/m)	Factor (dB/m)	Type
1		2454.184	105.674	70.446	N/A	N/A	35.227	AV
2		2483.500	52.675	17.471	-1.325	54.000	35.204	AV
3	*	2483.512	52.876	17.672	-1.124	54.000	35.205	AV

Note 1: " * ", means this data is the worst emission level.

Note 2: Measure Level (dBμV/m) = Reading Level (dBμV) + Factor (dB/m).

Note 3: Factor (dB/m) = Cable Loss (dB) + Antenna Factor (dB/m).

Site: NS-AC1	Test Date: 2023-03-21
Limit: FCC_Part15_Band Edge(3m)	Engineer: Ted Chen
Probe: WZ_Horn 3117_1-18GHz	Polarity: Vertical
EUT: Tablet Computer	Power: By Battery
Test Mode: Transmit by 802.11ax-HE20-26 Tone RU 0 at 2462MHz	

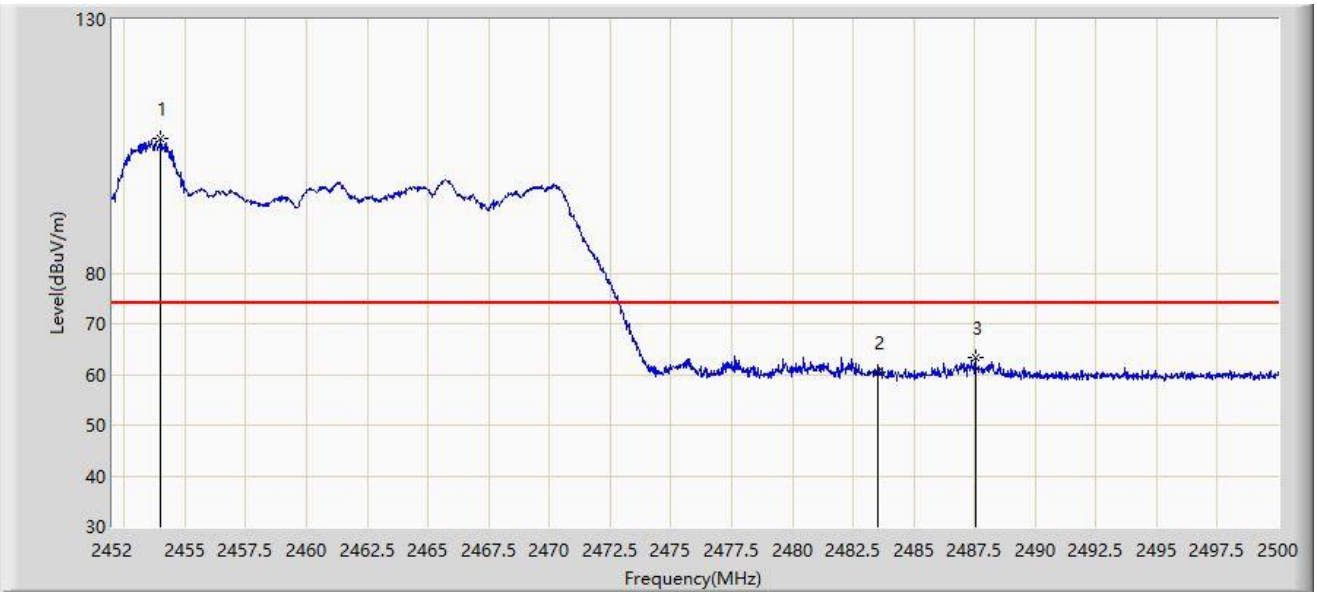

No	Mark	Frequency (MHz)	Measure Level (dBμV/m)	Reading Level (dBμV)	Margin (dB)	Limit (dBμV/m)	Factor (dB/m)	Type
1		2453.992	106.415	71.188	N/A	N/A	35.227	PK
2		2483.500	60.545	25.341	-13.455	74.000	35.204	PK
3	*	2487.520	63.267	28.052	-10.733	74.000	35.216	PK

Note 1: " * ", means this data is the worst emission level.

Note 2: Measure Level (dBμV/m) = Reading Level (dBμV) + Factor (dB/m).

Note 3: Factor (dB/m) = Cable Loss (dB) + Antenna Factor (dB/m).

Site: NS-AC1	Test Date: 2023-03-21
Limit: FCC_Part15_Band Edge(3m)	Engineer: Ted Chen
Probe: WZ_Horn 3117_1-18GHz	Polarity: Vertical
EUT: Tablet Computer	Power: By Battery
Test Mode: Transmit by 802.11ax-HE20-26 Tone RU 0 at 2462MHz	

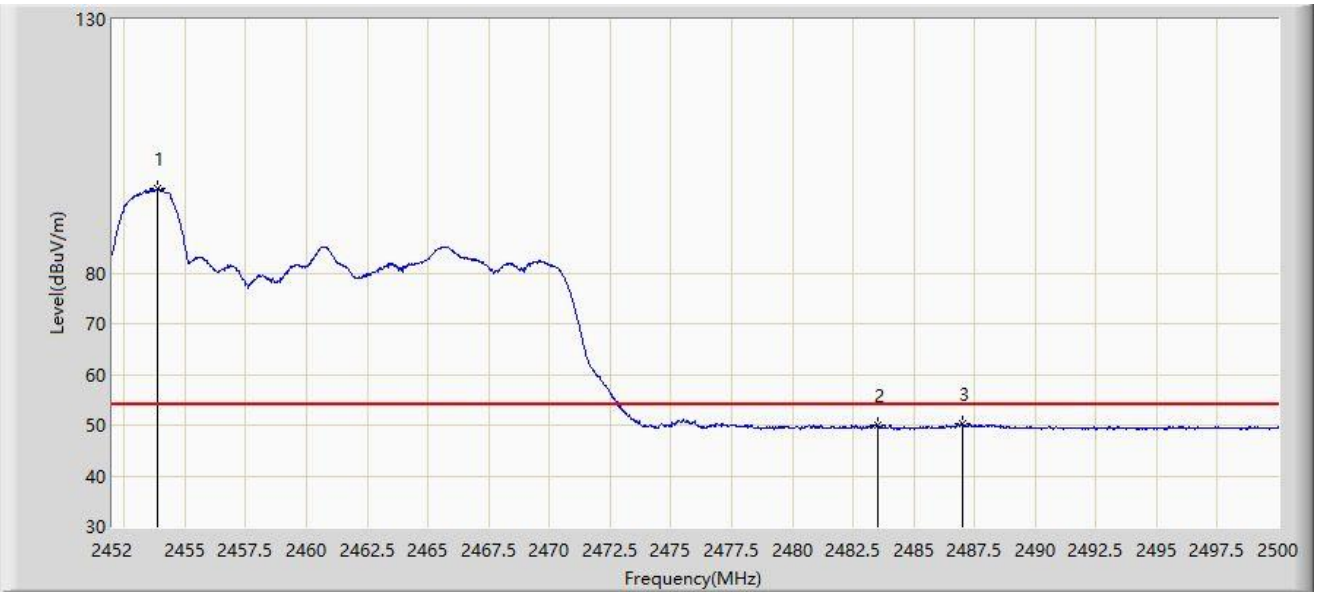

No	Mark	Frequency (MHz)	Measure Level (dBμV/m)	Reading Level (dBμV)	Margin (dB)	Limit (dBμV/m)	Factor (dB/m)	Type
1		2453.872	96.670	61.443	N/A	N/A	35.227	AV
2		2483.500	49.896	14.692	-4.104	54.000	35.204	AV
3	*	2486.992	50.289	15.075	-3.711	54.000	35.214	AV

Note 1: " * ", means this data is the worst emission level.

Note 2: Measure Level (dBμV/m) = Reading Level (dBμV) + Factor (dB/m).

Note 3: Factor (dB/m) = Cable Loss (dB) + Antenna Factor (dB/m).

Site: NS-AC1	Test Date: 2023-03-21
Limit: FCC_Part15_Band Edge(3m)	Engineer: Ted Chen
Probe: WZ_Horn 3117_1-18GHz	Polarity: Horizontal
EUT: Tablet Computer	Power: By Battery
Test Mode: Transmit by 802.11ax-HE20-26 Tone RU 4 at 2412MHz	

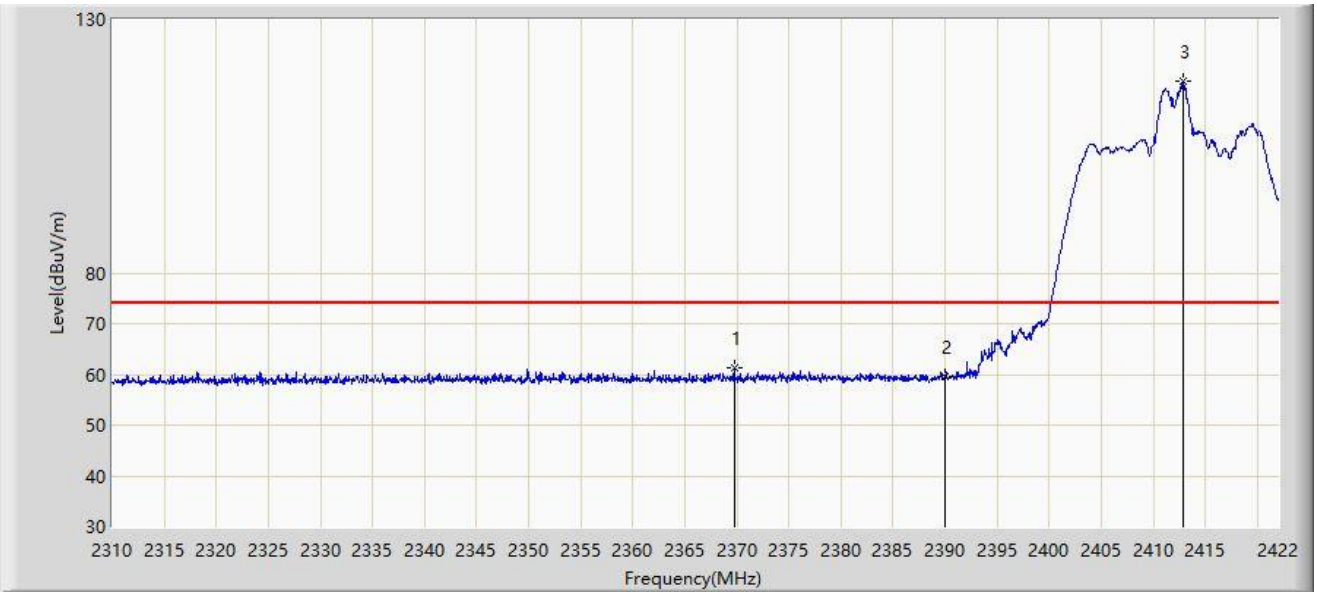

No	Mark	Frequency (MHz)	Measure Level (dBμV/m)	Reading Level (dBμV)	Margin (dB)	Limit (dBμV/m)	Factor (dB/m)	Type
1	*	2369.752	61.388	26.378	-12.612	74.000	35.010	PK
2		2390.000	59.561	24.529	-14.439	74.000	35.031	PK
3		2412.872	117.839	82.738	N/A	N/A	35.101	PK

Note 1: " * ", means this data is the worst emission level.

Note 2: Measure Level (dBμV/m) = Reading Level (dBμV) + Factor (dB/m).

Note 3: Factor (dB/m) = Cable Loss (dB) + Antenna Factor (dB/m).

Site: NS-AC1	Test Date: 2023-03-21
Limit: FCC_Part15_Band Edge(3m)	Engineer: Ted Chen
Probe: WZ_Horn 3117_1-18GHz	Polarity: Horizontal
EUT: Tablet Computer	Power: By Battery
Test Mode: Transmit by 802.11ax-HE20-26 Tone RU 4 at 2412MHz	

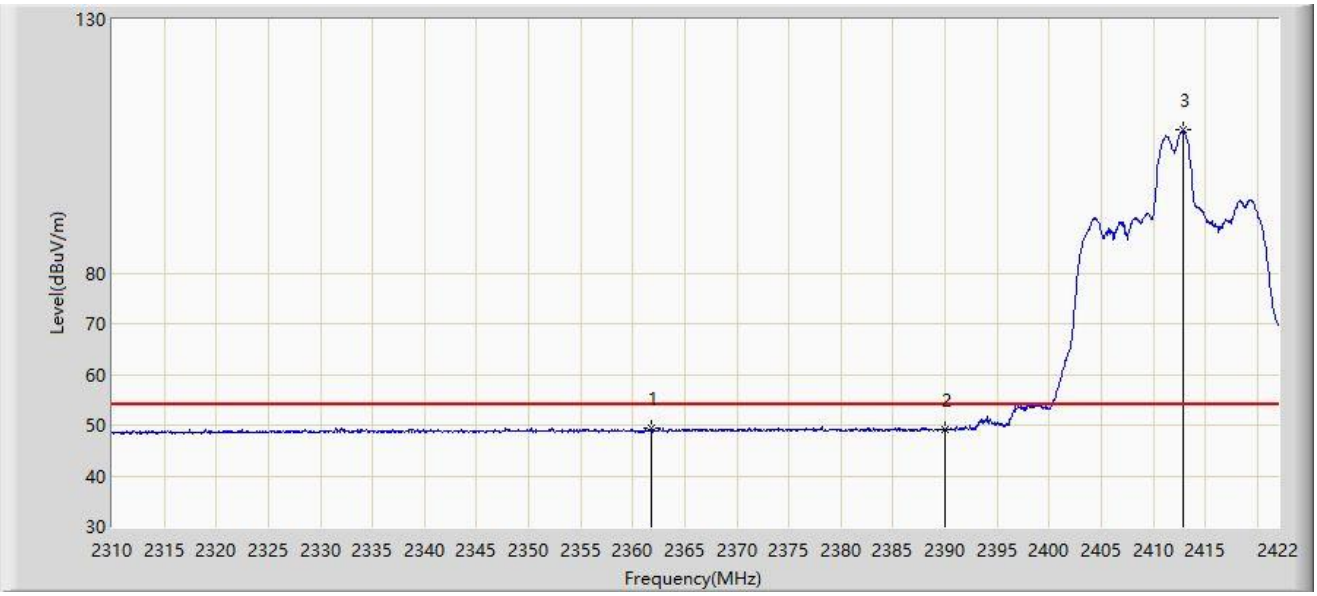

No	Mark	Frequency (MHz)	Measure Level (dBμV/m)	Reading Level (dBμV)	Margin (dB)	Limit (dBμV/m)	Factor (dB/m)	Type
1	*	2361.800	49.474	14.567	-4.526	54.000	34.907	AV
2		2390.000	49.120	14.088	-4.880	54.000	35.031	AV
3		2412.872	108.256	73.155	N/A	N/A	35.101	AV

Note 1: " * ", means this data is the worst emission level.

Note 2: Measure Level (dBμV/m) = Reading Level (dBμV) + Factor (dB/m).

Note 3: Factor (dB/m) = Cable Loss (dB) + Antenna Factor (dB/m).

Site: NS-AC1	Test Date: 2023-03-21
Limit: FCC_Part15_Band Edge(3m)	Engineer: Ted Chen
Probe: WZ_Horn 3117_1-18GHz	Polarity: Vertical
EUT: Tablet Computer	Power: By Battery
Test Mode: Transmit by 802.11ax-HE20-26 Tone RU 4 at 2412MHz	

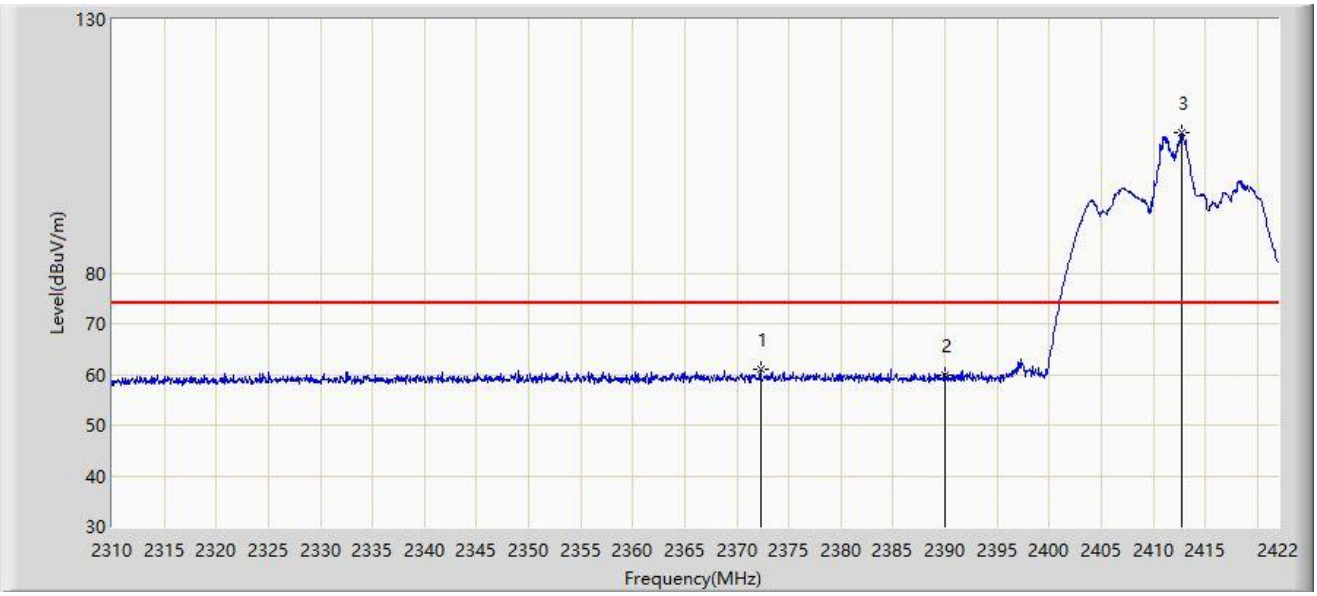

No	Mark	Frequency (MHz)	Measure Level (dBμV/m)	Reading Level (dBμV)	Margin (dB)	Limit (dBμV/m)	Factor (dB/m)	Type
1	*	2372.272	61.044	26.001	-12.956	74.000	35.043	PK
2		2390.000	59.736	24.704	-14.264	74.000	35.031	PK
3		2412.704	107.620	72.519	N/A	N/A	35.101	PK

Note 1: " * ", means this data is the worst emission level.

Note 2: Measure Level (dBμV/m) = Reading Level (dBμV) + Factor (dB/m).

Note 3: Factor (dB/m) = Cable Loss (dB) + Antenna Factor (dB/m).

Site: NS-AC1	Test Date: 2023-03-21
Limit: FCC_Part15_Band Edge(3m)	Engineer: Ted Chen
Probe: WZ_Horn 3117_1-18GHz	Polarity: Vertical
EUT: Tablet Computer	Power: By Battery
Test Mode: Transmit by 802.11ax-HE20-26 Tone RU 4 at 2412MHz	

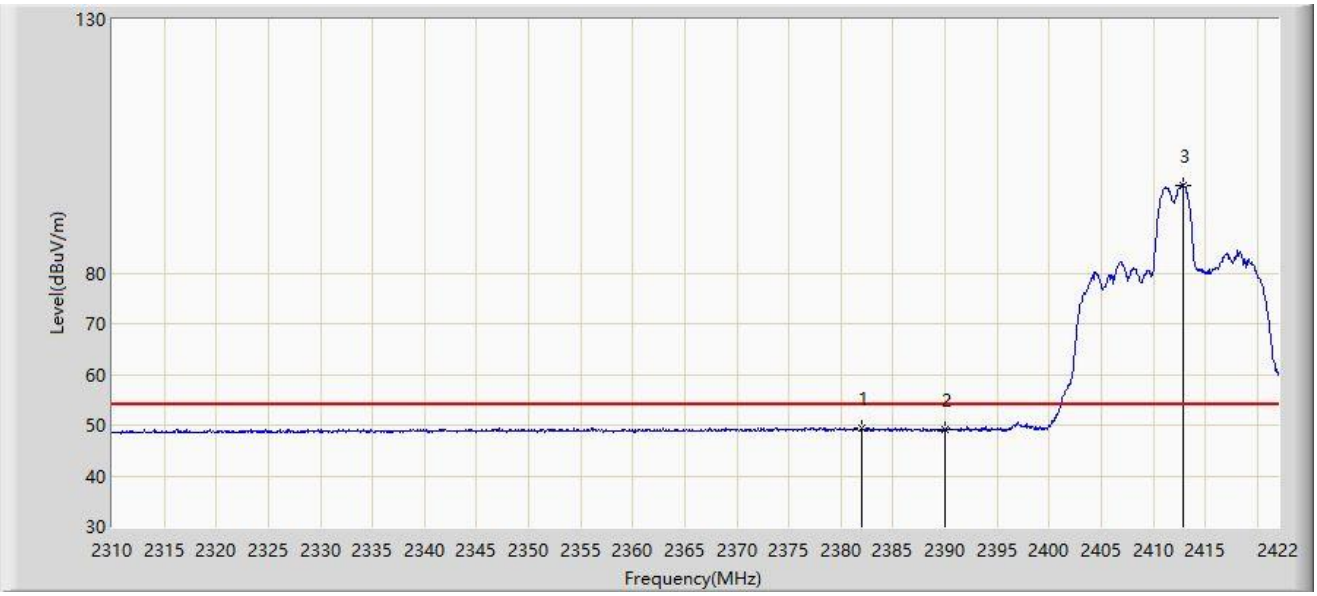

No	Mark	Frequency (MHz)	Measure Level (dBμV/m)	Reading Level (dBμV)	Margin (dB)	Limit (dBμV/m)	Factor (dB/m)	Type
1	*	2381.960	49.541	14.464	-4.459	54.000	35.077	AV
2		2390.000	49.056	14.024	-4.944	54.000	35.031	AV
3		2412.816	97.346	62.245	N/A	N/A	35.101	AV

Note 1: " * ", means this data is the worst emission level.

Note 2: Measure Level (dBμV/m) = Reading Level (dBμV) + Factor (dB/m).

Note 3: Factor (dB/m) = Cable Loss (dB) + Antenna Factor (dB/m).

Site: NS-AC1	Test Date: 2023-03-21
Limit: FCC_Part15_Band Edge(3m)	Engineer: Ted Chen
Probe: WZ_Horn 3117_1-18GHz	Polarity: Horizontal
EUT: Tablet Computer	Power: By Battery
Test Mode: Transmit by 802.11ax-HE20-26 Tone RU 4 at 2462MHz	

No	Mark	Frequency (MHz)	Measure Level (dBμV/m)	Reading Level (dBμV)	Margin (dB)	Limit (dBμV/m)	Factor (dB/m)	Type
1		2461.264	117.968	82.718	N/A	N/A	35.250	PK
2		2483.500	67.674	32.470	-6.326	74.000	35.204	PK
3	*	2483.608	68.379	33.175	-5.621	74.000	35.205	PK

Note 1: " * ", means this data is the worst emission level.

Note 2: Measure Level (dBμV/m) = Reading Level (dBμV) + Factor (dB/m).

Note 3: Factor (dB/m) = Cable Loss (dB) + Antenna Factor (dB/m).

Site: NS-AC1	Test Date: 2023-03-21
Limit: FCC_Part15_Band Edge(3m)	Engineer: Ted Chen
Probe: WZ_Horn 3117_1-18GHz	Polarity: Horizontal
EUT: Tablet Computer	Power: By Battery
Test Mode: Transmit by 802.11ax-HE20-26 Tone RU 4 at 2462MHz	

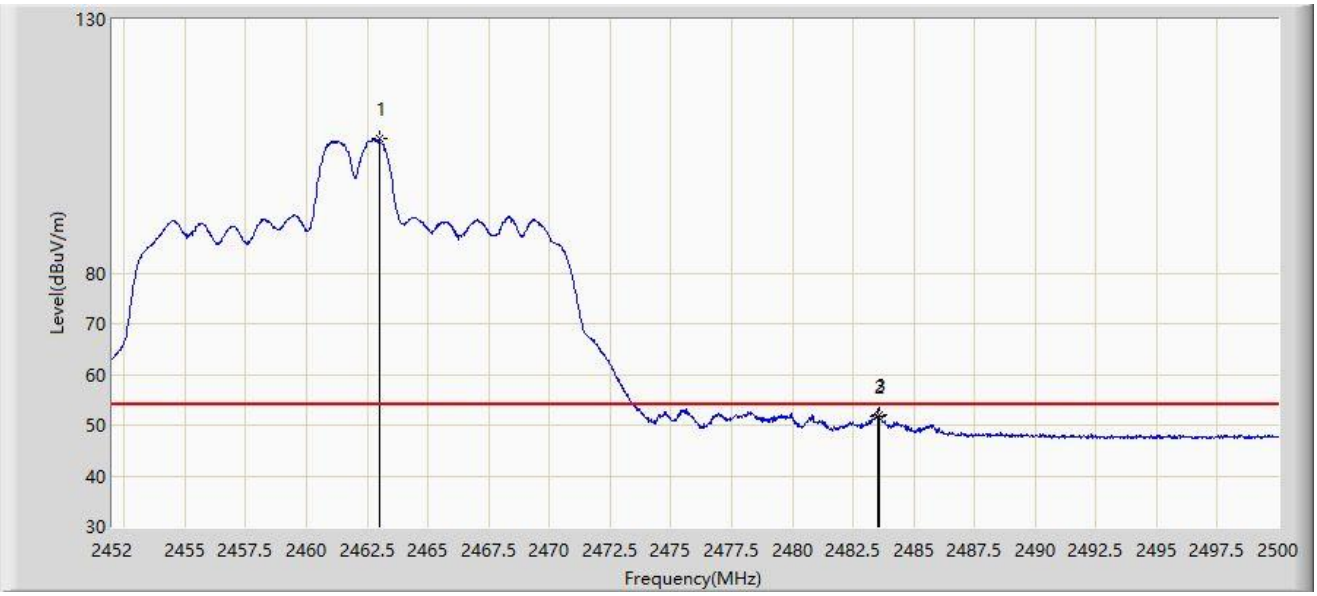

No	Mark	Frequency (MHz)	Measure Level (dBμV/m)	Reading Level (dBμV)	Margin (dB)	Limit (dBμV/m)	Factor (dB/m)	Type
1		2462.992	106.620	71.372	N/A	N/A	35.249	AV
2		2483.500	51.724	16.520	-2.276	54.000	35.204	AV
3	*	2483.560	51.913	16.709	-2.087	54.000	35.205	AV

Note 1: " * ", means this data is the worst emission level.

Note 2: Measure Level (dBμV/m) = Reading Level (dBμV) + Factor (dB/m).

Note 3: Factor (dB/m) = Cable Loss (dB) + Antenna Factor (dB/m).

Site: NS-AC1	Test Date: 2023-03-21
Limit: FCC_Part15_Band Edge(3m)	Engineer: Ted Chen
Probe: WZ_Horn 3117_1-18GHz	Polarity: Vertical
EUT: Tablet Computer	Power: By Battery
Test Mode: Transmit by 802.11ax-HE20-26 Tone RU 4 at 2462MHz	

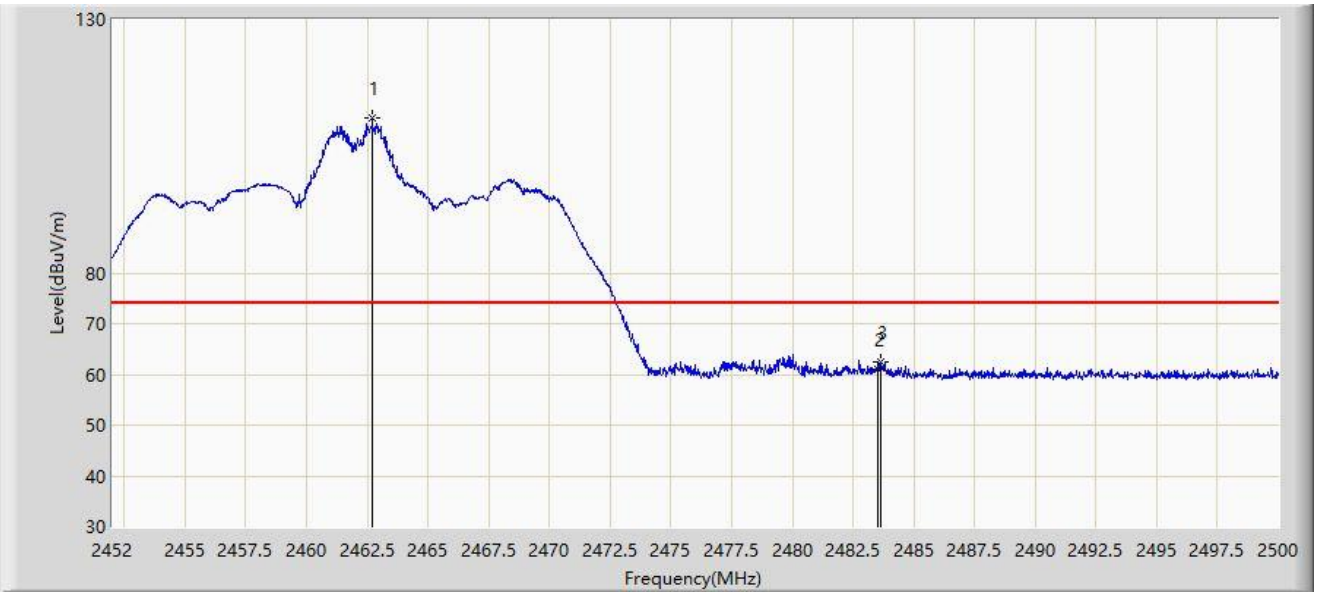

No	Mark	Frequency (MHz)	Measure Level (dBμV/m)	Reading Level (dBμV)	Margin (dB)	Limit (dBμV/m)	Factor (dB/m)	Type
1		2462.704	110.618	75.368	N/A	N/A	35.250	PK
2		2483.500	61.059	25.855	-12.941	74.000	35.204	PK
3	*	2483.656	62.491	27.286	-11.509	74.000	35.205	PK

Note 1: " * ", means this data is the worst emission level.

Note 2: Measure Level (dBμV/m) = Reading Level (dBμV) + Factor (dB/m).

Note 3: Factor (dB/m) = Cable Loss (dB) + Antenna Factor (dB/m).

Site: NS-AC1	Test Date: 2023-03-21
Limit: FCC_Part15_Band Edge(3m)	Engineer: Ted Chen
Probe: WZ_Horn 3117_1-18GHz	Polarity: Vertical
EUT: Tablet Computer	Power: By Battery
Test Mode: Transmit by 802.11ax-HE20-26 Tone RU 4 at 2462MHz	

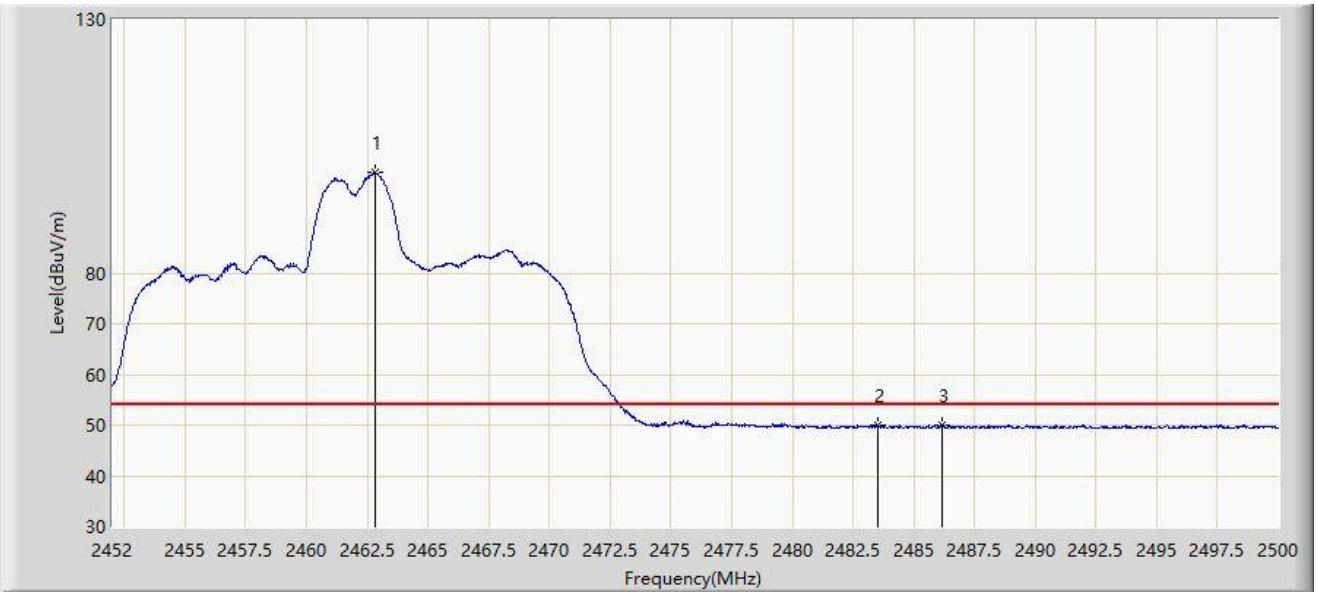

No	Mark	Frequency (MHz)	Measure Level (dBμV/m)	Reading Level (dBμV)	Margin (dB)	Limit (dBμV/m)	Factor (dB/m)	Type
1		2462.800	99.895	64.646	N/A	N/A	35.249	AV
2		2483.500	49.990	14.786	-4.010	54.000	35.204	AV
3	*	2486.152	50.099	14.888	-3.901	54.000	35.211	AV

Note 1: " * ", means this data is the worst emission level.

Note 2: Measure Level (dBμV/m) = Reading Level (dBμV) + Factor (dB/m).

Note 3: Factor (dB/m) = Cable Loss (dB) + Antenna Factor (dB/m).

Site: NS-AC1	Test Date: 2023-03-21
Limit: FCC_Part15_Band Edge(3m)	Engineer: Ted Chen
Probe: WZ_Horn 3117_1-18GHz	Polarity: Horizontal
EUT: Tablet Computer	Power: By Battery
Test Mode: Transmit by 802.11ax-HE20-26 Tone RU 8 at 2412MHz	

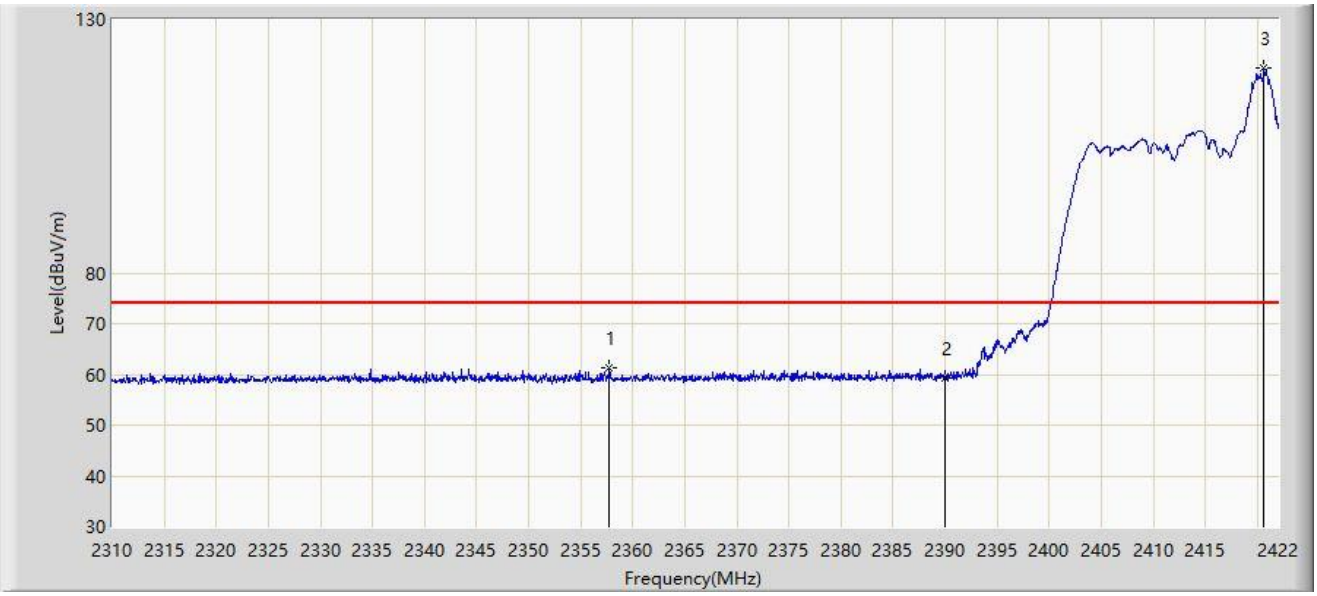

No	Mark	Frequency (MHz)	Measure Level (dBμV/m)	Reading Level (dBμV)	Margin (dB)	Limit (dBμV/m)	Factor (dB/m)	Type
1	*	2357.712	61.316	26.427	-12.684	74.000	34.889	PK
2		2390.000	59.268	24.236	-14.732	74.000	35.031	PK
3		2420.656	120.375	85.306	N/A	N/A	35.069	PK

Note 1: " * ", means this data is the worst emission level.

Note 2: Measure Level (dBμV/m) = Reading Level (dBμV) + Factor (dB/m).

Note 3: Factor (dB/m) = Cable Loss (dB) + Antenna Factor (dB/m).

Site: NS-AC1	Test Date: 2023-03-21
Limit: FCC_Part15_Band Edge(3m)	Engineer: Ted Chen
Probe: WZ_Horn 3117_1-18GHz	Polarity: Horizontal
EUT: Tablet Computer	Power: By Battery
Test Mode: Transmit by 802.11ax-HE20-26 Tone RU 8 at 2412MHz	

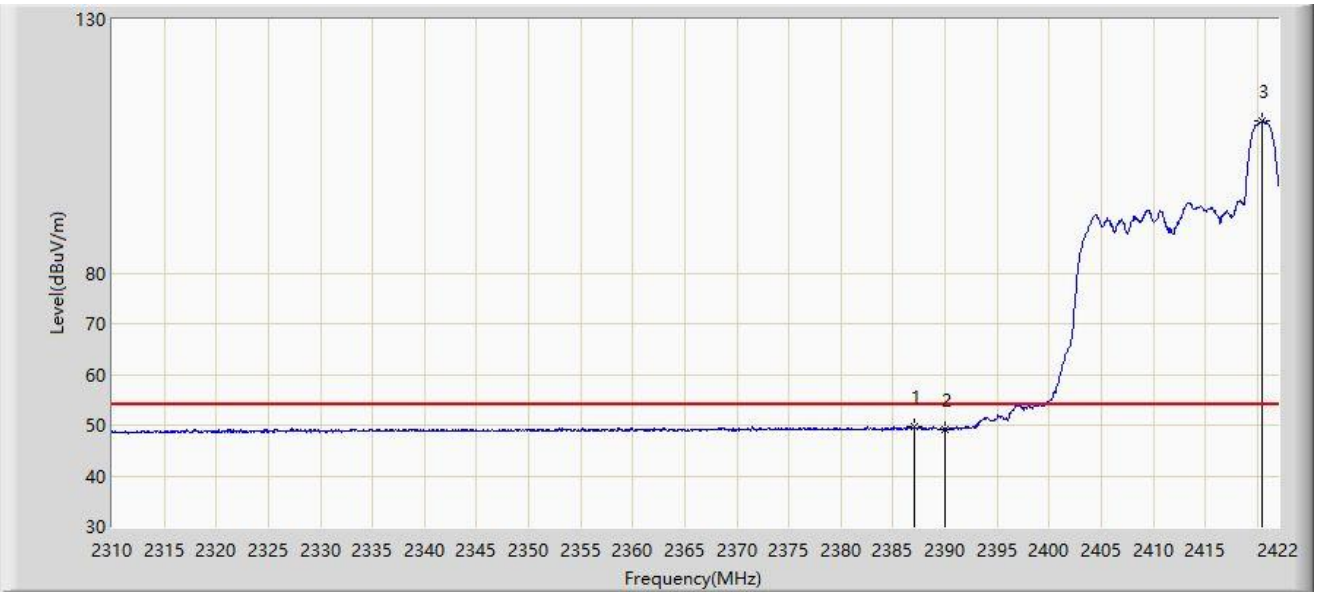

No	Mark	Frequency (MHz)	Measure Level (dBμV/m)	Reading Level (dBμV)	Margin (dB)	Limit (dBμV/m)	Factor (dB/m)	Type
1	*	2387.000	49.730	14.681	-4.270	54.000	35.048	AV
2		2390.000	49.258	14.226	-4.742	54.000	35.031	AV
3		2420.488	110.106	75.036	N/A	N/A	35.070	AV

Note 1: " * ", means this data is the worst emission level.

Note 2: Measure Level (dBμV/m) = Reading Level (dBμV) + Factor (dB/m).

Note 3: Factor (dB/m) = Cable Loss (dB) + Antenna Factor (dB/m).

Site: NS-AC1	Test Date: 2023-03-21
Limit: FCC_Part15_Band Edge(3m)	Engineer: Ted Chen
Probe: WZ_Horn 3117_1-18GHz	Polarity: Vertical
EUT: Tablet Computer	Power: By Battery
Test Mode: Transmit by 802.11ax-HE20-26 Tone RU 8 at 2412MHz	

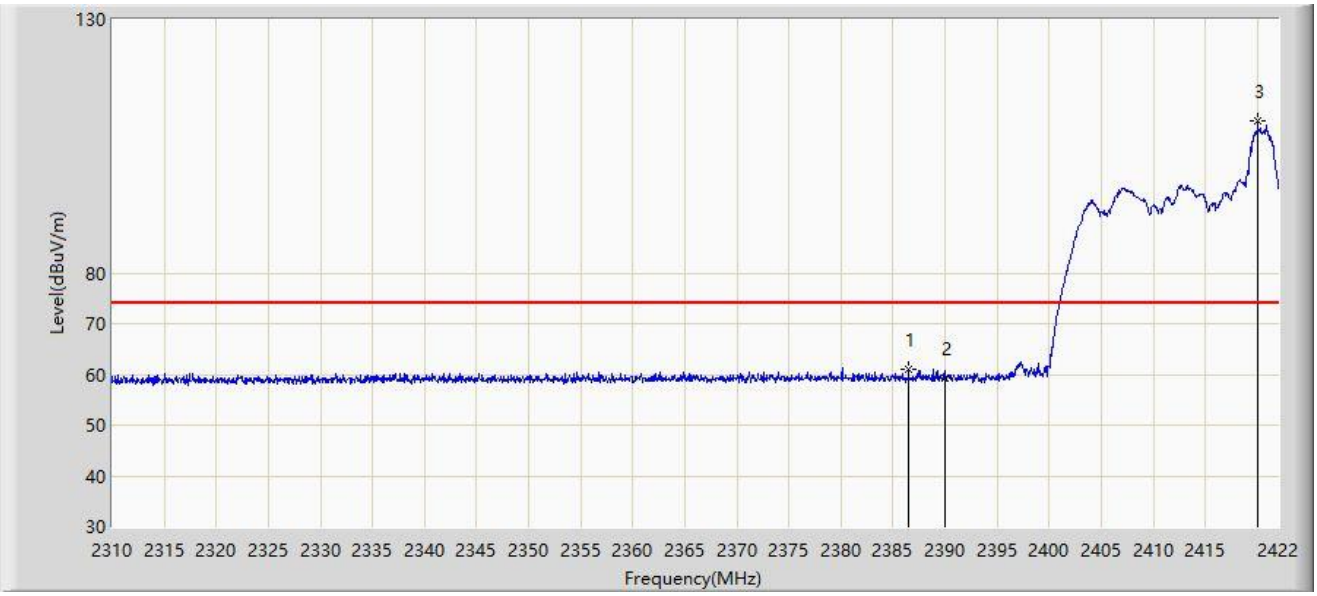

No	Mark	Frequency (MHz)	Measure Level (dBμV/m)	Reading Level (dBμV)	Margin (dB)	Limit (dBμV/m)	Factor (dB/m)	Type
1	*	2386.496	60.992	25.941	-13.008	74.000	35.051	PK
2		2390.000	59.200	24.168	-14.800	74.000	35.031	PK
3		2420.040	110.093	75.021	N/A	N/A	35.072	PK

Note 1: " * ", means this data is the worst emission level.

Note 2: Measure Level (dBμV/m) = Reading Level (dBμV) + Factor (dB/m).

Note 3: Factor (dB/m) = Cable Loss (dB) + Antenna Factor (dB/m).

Site: NS-AC1	Test Date: 2023-03-21
Limit: FCC_Part15_Band Edge(3m)	Engineer: Ted Chen
Probe: WZ_Horn 3117_1-18GHz	Polarity: Vertical
EUT: Tablet Computer	Power: By Battery
Test Mode: Transmit by 802.11ax-HE20-26 Tone RU 8 at 2412MHz	

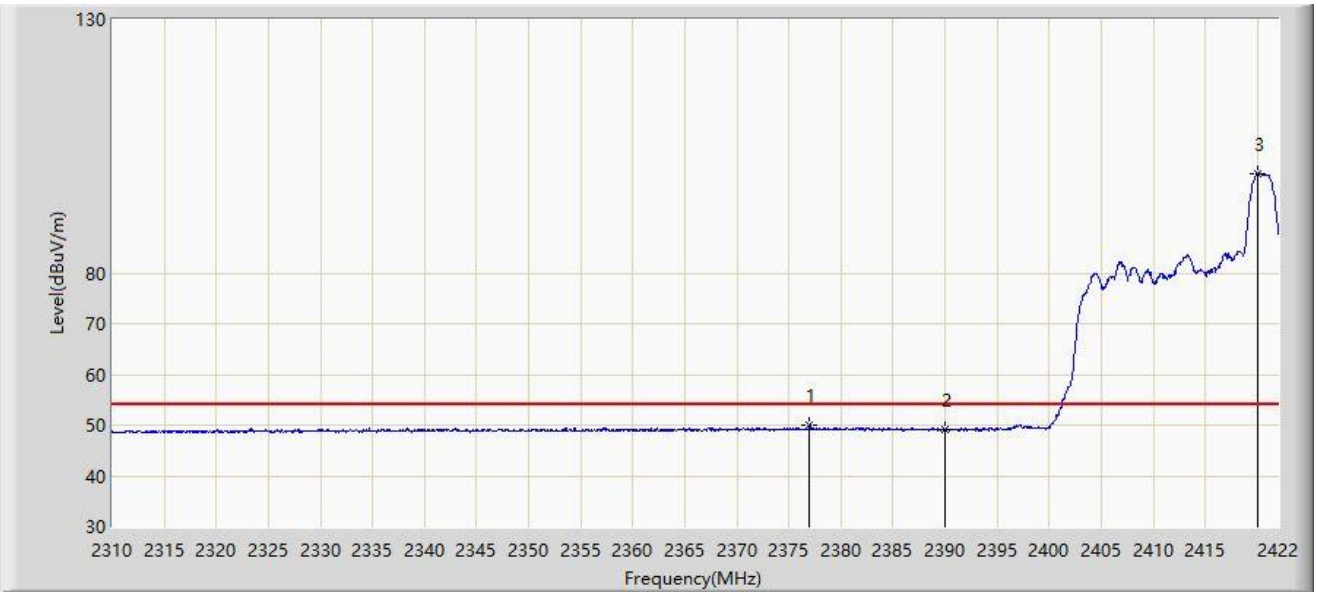

No	Mark	Frequency (MHz)	Measure Level (dBμV/m)	Reading Level (dBμV)	Margin (dB)	Limit (dBμV/m)	Factor (dB/m)	Type
1	*	2376.976	49.931	14.826	-4.069	54.000	35.105	AV
2		2390.000	49.076	14.044	-4.924	54.000	35.031	AV
3		2419.984	99.645	64.573	N/A	N/A	35.072	AV

Note 1: " * ", means this data is the worst emission level.

Note 2: Measure Level (dBμV/m) = Reading Level (dBμV) + Factor (dB/m).

Note 3: Factor (dB/m) = Cable Loss (dB) + Antenna Factor (dB/m).

Site: NS-AC1	Test Date: 2023-03-21
Limit: FCC_Part15_Band Edge(3m)	Engineer: Ted Chen
Probe: WZ_Horn 3117_1-18GHz	Polarity: Horizontal
EUT: Tablet Computer	Power: By Battery
Test Mode: Transmit by 802.11ax-HE20-26 Tone RU 8 at 2462MHz	

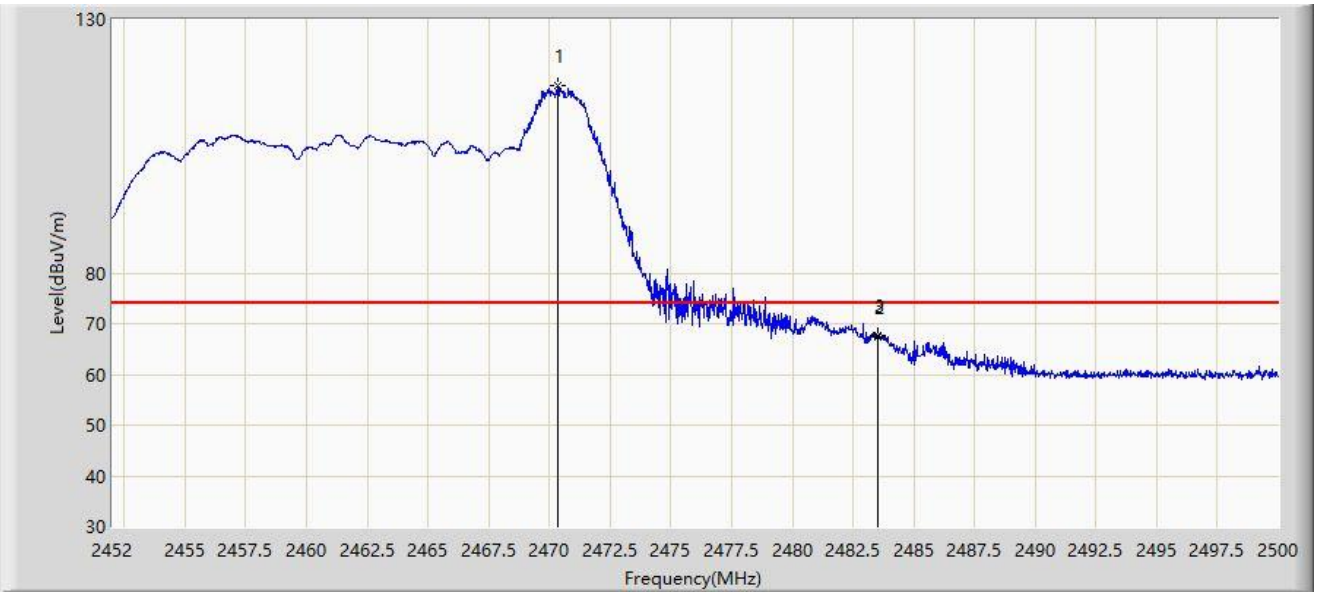

No	Mark	Frequency (MHz)	Measure Level (dBμV/m)	Reading Level (dBμV)	Margin (dB)	Limit (dBμV/m)	Factor (dB/m)	Type
1		2470.336	116.880	81.657	N/A	N/A	35.222	PK
2		2483.500	67.505	32.301	-6.495	74.000	35.204	PK
3	*	2483.512	67.753	32.549	-6.247	74.000	35.205	PK

Note 1: " * ", means this data is the worst emission level.

Note 2: Measure Level (dBμV/m) = Reading Level (dBμV) + Factor (dB/m).

Note 3: Factor (dB/m) = Cable Loss (dB) + Antenna Factor (dB/m).

Site: NS-AC1	Test Date: 2023-03-21
Limit: FCC_Part15_Band Edge(3m)	Engineer: Ted Chen
Probe: WZ_Horn 3117_1-18GHz	Polarity: Horizontal
EUT: Tablet Computer	Power: By Battery
Test Mode: Transmit by 802.11ax-HE20-26 Tone RU 8 at 2462MHz	

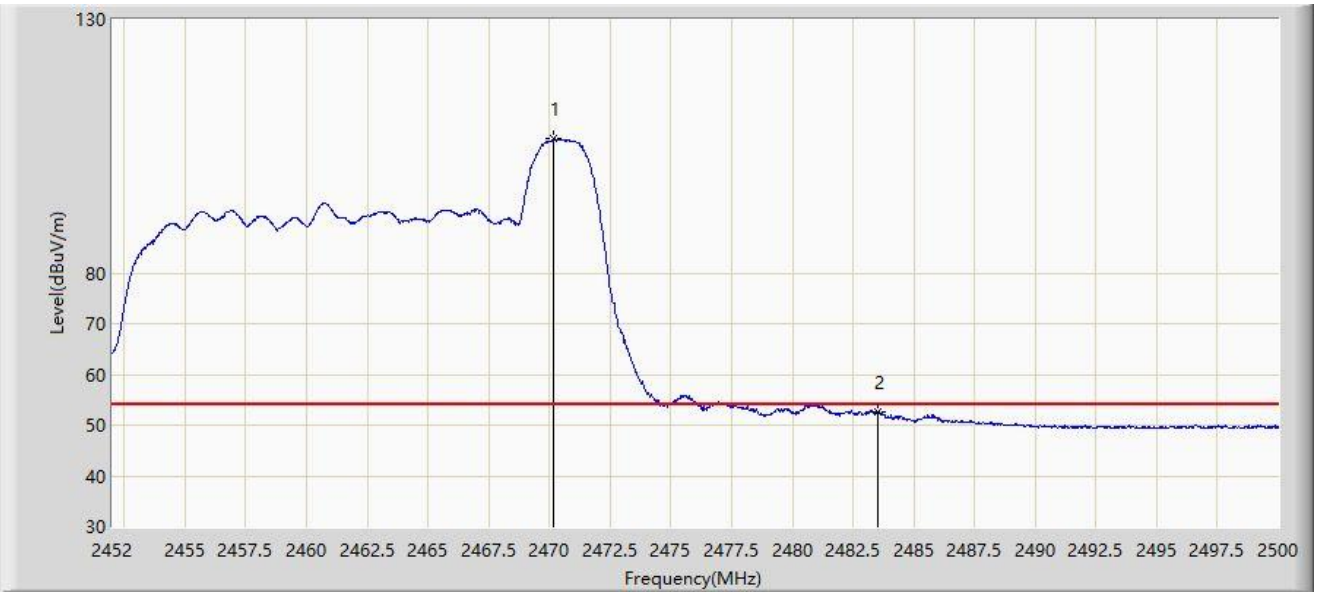

No	Mark	Frequency (MHz)	Measure Level (dBμV/m)	Reading Level (dBμV)	Margin (dB)	Limit (dBμV/m)	Factor (dB/m)	Type
1		2470.192	106.507	71.284	N/A	N/A	35.223	AV
2	*	2483.500	52.729	17.525	-1.271	54.000	35.204	AV

Note 1: " * ", means this data is the worst emission level.

Note 2: Measure Level (dBμV/m) = Reading Level (dBμV) + Factor (dB/m).

Note 3: Factor (dB/m) = Cable Loss (dB) + Antenna Factor (dB/m).

Site: NS-AC1	Test Date: 2023-03-21
Limit: FCC_Part15_Band Edge(3m)	Engineer: Ted Chen
Probe: WZ_Horn 3117_1-18GHz	Polarity: Vertical
EUT: Tablet Computer	Power: By Battery
Test Mode: Transmit by 802.11ax-HE20-26 Tone RU 8 at 2462MHz	

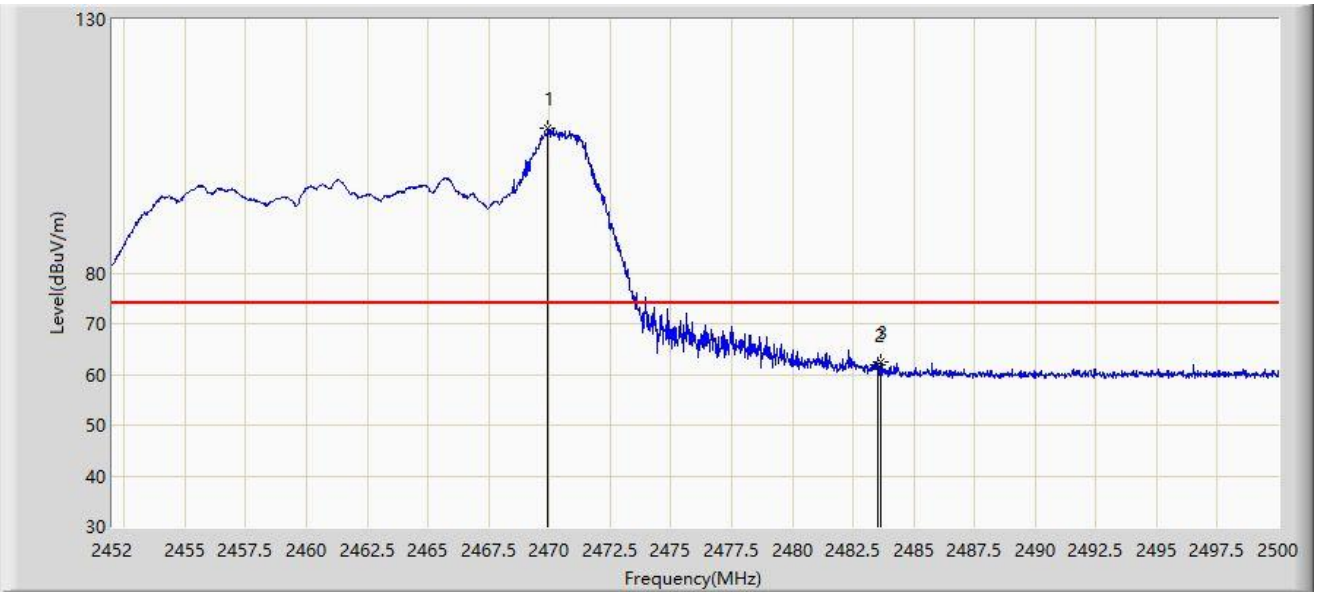

No	Mark	Frequency (MHz)	Measure Level (dBμV/m)	Reading Level (dBμV)	Margin (dB)	Limit (dBμV/m)	Factor (dB/m)	Type
1		2469.952	108.470	73.246	N/A	N/A	35.224	PK
2		2483.500	61.872	26.668	-12.128	74.000	35.204	PK
3	*	2483.656	62.471	27.266	-11.529	74.000	35.205	PK

Note 1: " * ", means this data is the worst emission level.

Note 2: Measure Level (dBμV/m) = Reading Level (dBμV) + Factor (dB/m).

Note 3: Factor (dB/m) = Cable Loss (dB) + Antenna Factor (dB/m).

Site: NS-AC1	Test Date: 2023-03-21
Limit: FCC_Part15_Band Edge(3m)	Engineer: Ted Chen
Probe: WZ_Horn 3117_1-18GHz	Polarity: Vertical
EUT: Tablet Computer	Power: By Battery
Test Mode: Transmit by 802.11ax-HE20-26 Tone RU 8 at 2462MHz	

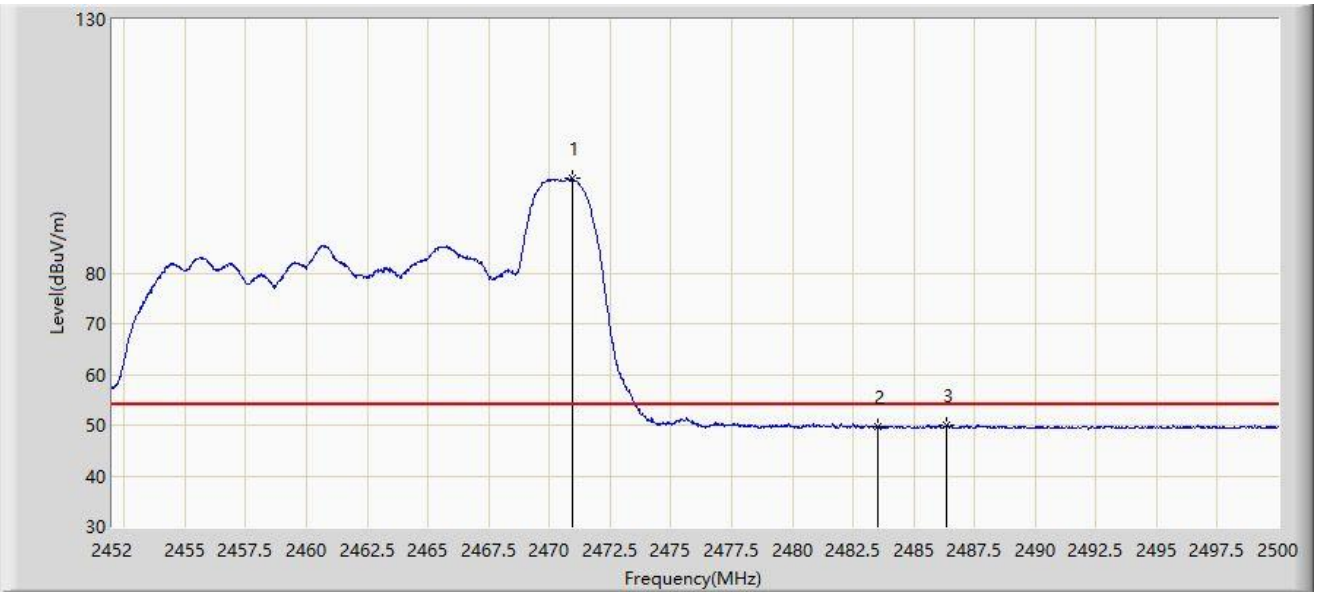

No	Mark	Frequency (MHz)	Measure Level (dBμV/m)	Reading Level (dBμV)	Margin (dB)	Limit (dBμV/m)	Factor (dB/m)	Type
1		2470.936	98.682	63.462	N/A	N/A	35.221	AV
2		2483.500	49.570	14.366	-4.430	54.000	35.204	AV
3	*	2486.368	50.083	14.871	-3.917	54.000	35.212	AV

Note 1: " * ", means this data is the worst emission level.

Note 2: Measure Level (dBμV/m) = Reading Level (dBμV) + Factor (dB/m).

Note 3: Factor (dB/m) = Cable Loss (dB) + Antenna Factor (dB/m).

Site: NS-AC1	Test Date: 2023-03-21
Limit: FCC_Part15_Band Edge(3m)	Engineer: Ted Chen
Probe: WZ_Horn 3117_1-18GHz	Polarity: Horizontal
EUT: Tablet Computer	Power: By Battery
Test Mode: Transmit by 802.11ax-HE20-242 Tone RU 61 at 2412MHz	

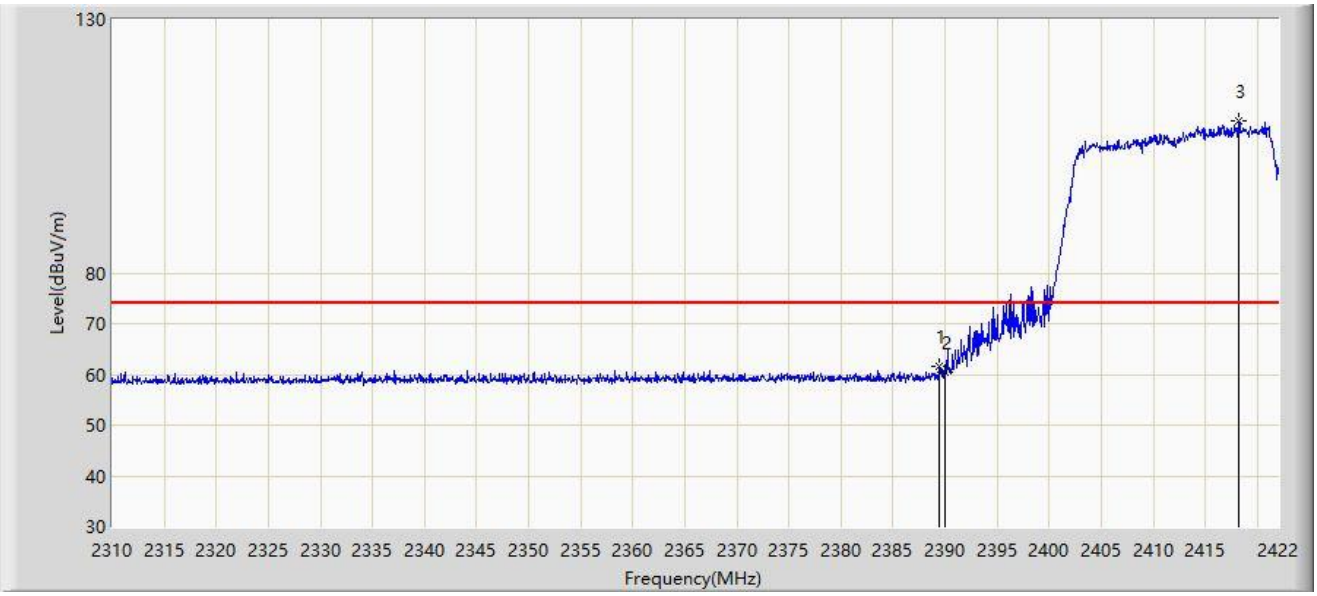

No	Mark	Frequency (MHz)	Measure Level (dBμV/m)	Reading Level (dBμV)	Margin (dB)	Limit (dBμV/m)	Factor (dB/m)	Type
1	*	2389.464	61.531	26.496	-12.469	74.000	35.035	PK
2		2390.000	60.328	25.296	-13.672	74.000	35.031	PK
3		2418.248	110.027	74.948	N/A	N/A	35.079	PK

Note 1: " * ", means this data is the worst emission level.

Note 2: Measure Level (dBμV/m) = Reading Level (dBμV) + Factor (dB/m).

Note 3: Factor (dB/m) = Cable Loss (dB) + Antenna Factor (dB/m).

Site: NS-AC1	Test Date: 2023-03-21
Limit: FCC_Part15_Band Edge(3m)	Engineer: Ted Chen
Probe: WZ_Horn 3117_1-18GHz	Polarity: Horizontal
EUT: Tablet Computer	Power: By Battery
Test Mode: Transmit by 802.11ax-HE20-242 Tone RU 61 at 2412MHz	

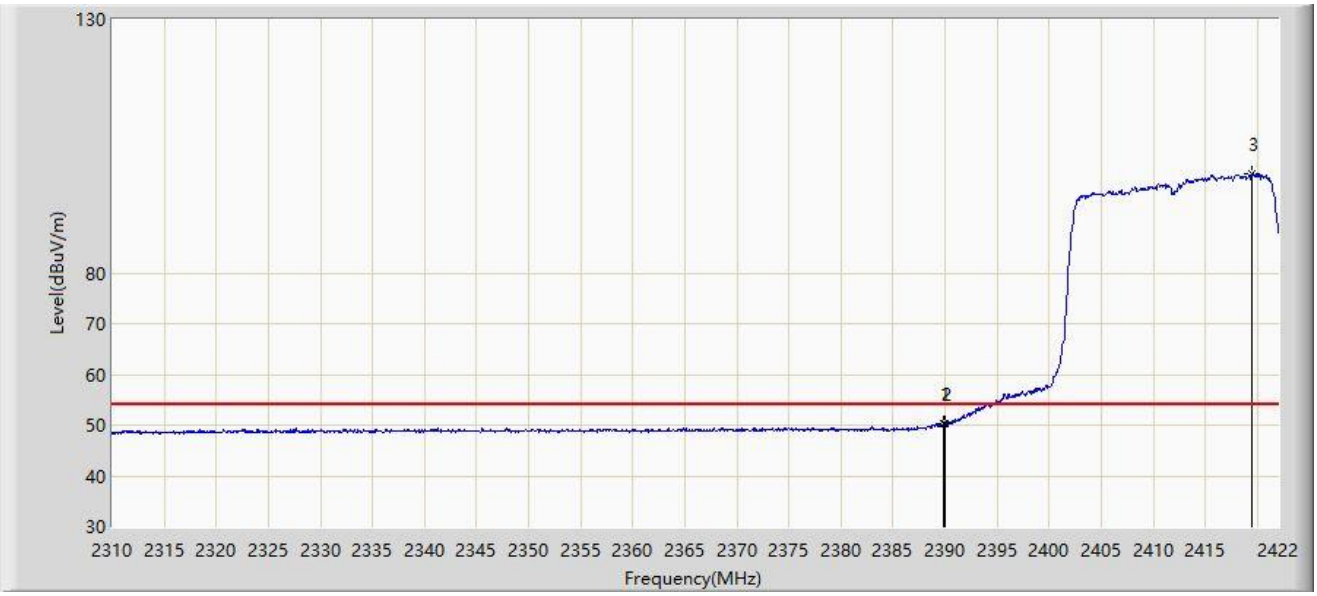

No	Mark	Frequency (MHz)	Measure Level (dBμV/m)	Reading Level (dBμV)	Margin (dB)	Limit (dBμV/m)	Factor (dB/m)	Type
1	*	2389.856	50.270	15.238	-3.730	54.000	35.032	AV
2		2390.000	50.211	15.179	-3.789	54.000	35.031	AV
3		2419.536	99.514	64.440	N/A	N/A	35.074	AV

Note 1: " * ", means this data is the worst emission level.

Note 2: Measure Level (dBμV/m) = Reading Level (dBμV) + Factor (dB/m).

Note 3: Factor (dB/m) = Cable Loss (dB) + Antenna Factor (dB/m).

Site: NS-AC1	Test Date: 2023-03-21
Limit: FCC_Part15_Band Edge(3m)	Engineer: Ted Chen
Probe: WZ_Horn 3117_1-18GHz	Polarity: Vertical
EUT: Tablet Computer	Power: By Battery
Test Mode: Transmit by 802.11ax-HE20-242 Tone RU 61 at 2412MHz	

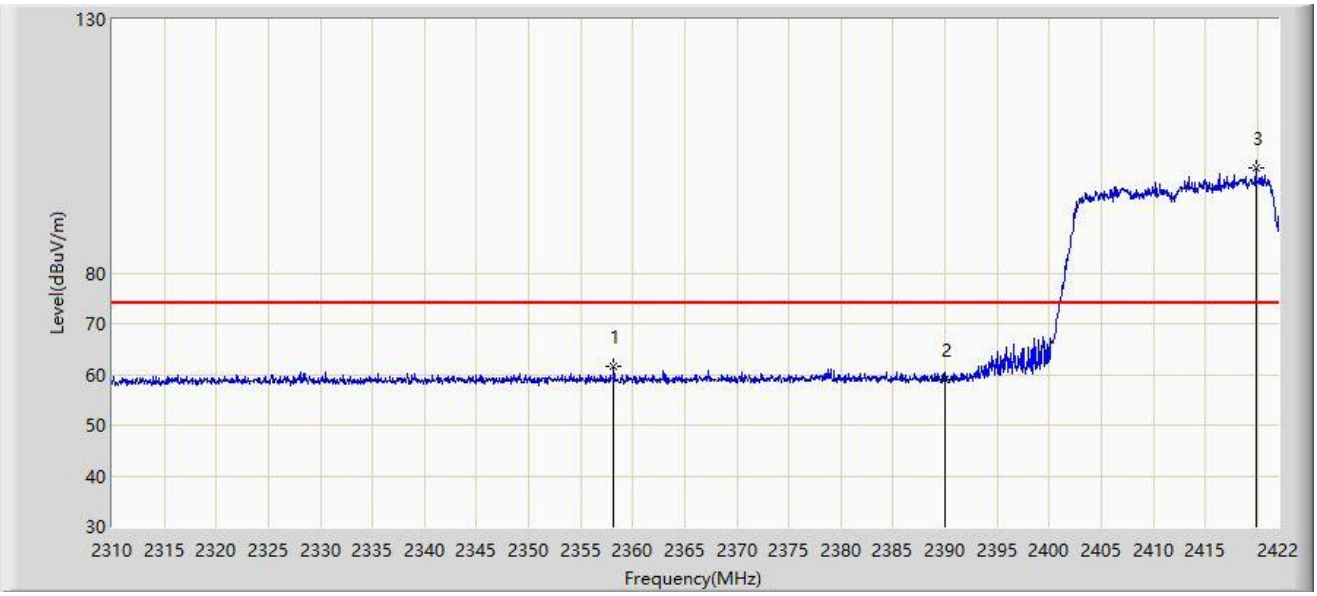

No	Mark	Frequency (MHz)	Measure Level (dBμV/m)	Reading Level (dBμV)	Margin (dB)	Limit (dBμV/m)	Factor (dB/m)	Type
1	*	2358.160	61.644	26.756	-12.356	74.000	34.888	PK
2		2390.000	59.093	24.061	-14.907	74.000	35.031	PK
3		2419.872	100.634	65.561	N/A	N/A	35.073	PK

Note 1: " * ", means this data is the worst emission level.

Note 2: Measure Level (dBμV/m) = Reading Level (dBμV) + Factor (dB/m).

Note 3: Factor (dB/m) = Cable Loss (dB) + Antenna Factor (dB/m).

Site: NS-AC1	Test Date: 2023-03-21
Limit: FCC_Part15_Band Edge(3m)	Engineer: Ted Chen
Probe: WZ_Horn 3117_1-18GHz	Polarity: Vertical
EUT: Tablet Computer	Power: By Battery
Test Mode: Transmit by 802.11ax-HE20-242 Tone RU 61 at 2412MHz	

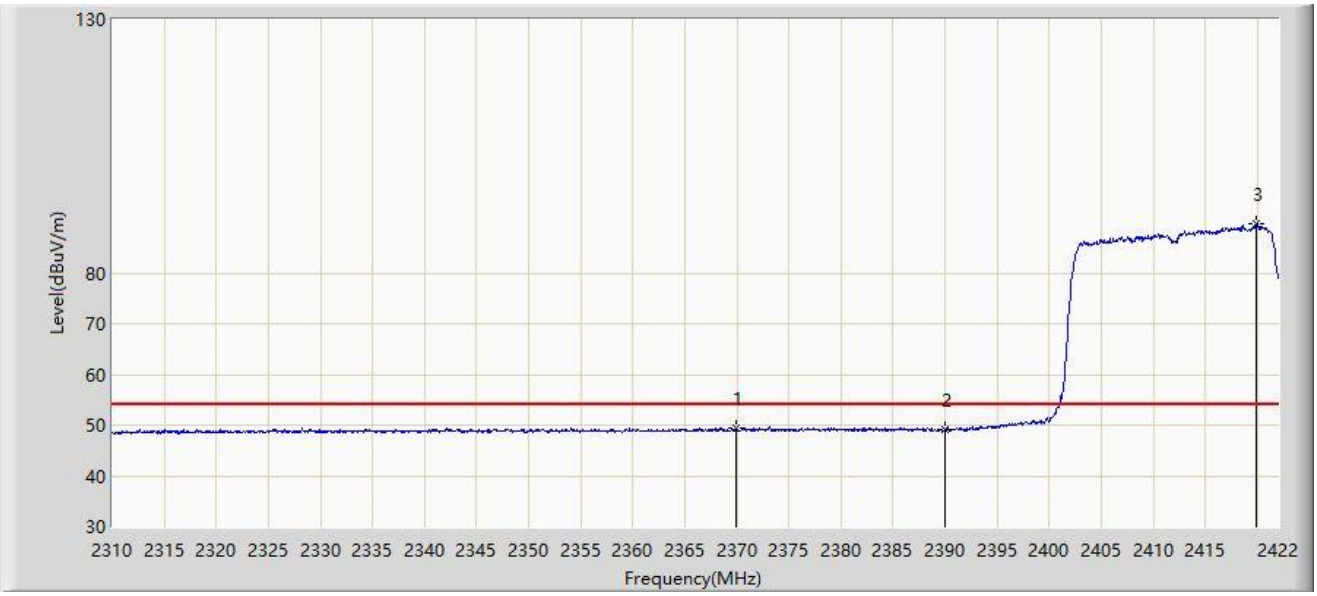

No	Mark	Frequency (MHz)	Measure Level (dBμV/m)	Reading Level (dBμV)	Margin (dB)	Limit (dBμV/m)	Factor (dB/m)	Type
1	*	2369.976	49.474	14.461	-4.526	54.000	35.013	AV
2		2390.000	49.026	13.994	-4.974	54.000	35.031	AV
3		2419.928	89.697	54.625	N/A	N/A	35.072	AV

Note 1: " * ", means this data is the worst emission level.

Note 2: Measure Level (dBμV/m) = Reading Level (dBμV) + Factor (dB/m).

Note 3: Factor (dB/m) = Cable Loss (dB) + Antenna Factor (dB/m).

Site: NS-AC1	Test Date: 2023-03-21
Limit: FCC_Part15_Band Edge(3m)	Engineer: Ted Chen
Probe: WZ_Horn 3117_1-18GHz	Polarity: Horizontal
EUT: Tablet Computer	Power: By Battery
Test Mode: Transmit by 802.11ax-HE20-242 Tone RU 61 at 2462MHz	

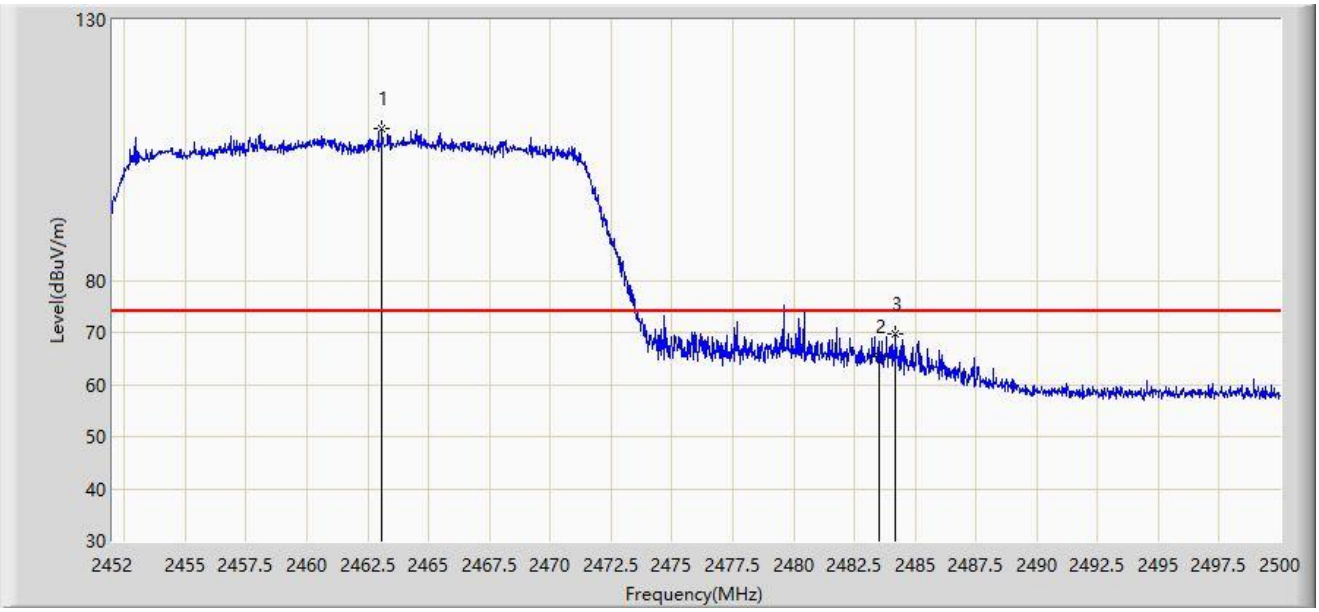

No	Mark	Frequency (MHz)	Measure Level (dBμV/m)	Reading Level (dBμV)	Margin (dB)	Limit (dBμV/m)	Factor (dB/m)	Type
1		2463.088	109.062	73.814	N/A	N/A	35.248	PK
2		2483.500	65.384	30.180	-8.616	74.000	35.204	PK
3	*	2484.208	69.632	34.426	-4.368	74.000	35.206	PK

Note 1: " * ", means this data is the worst emission level.

Note 2: Measure Level (dBμV/m) = Reading Level (dBμV) + Factor (dB/m).

Note 3: Factor (dB/m) = Cable Loss (dB) + Antenna Factor (dB/m).

Site: NS-AC1	Test Date: 2023-03-21
Limit: FCC_Part15_Band Edge(3m)	Engineer: Ted Chen
Probe: WZ_Horn 3117_1-18GHz	Polarity: Horizontal
EUT: Tablet Computer	Power: By Battery
Test Mode: Transmit by 802.11ax-HE20-242 Tone RU 61 at 2462MHz	

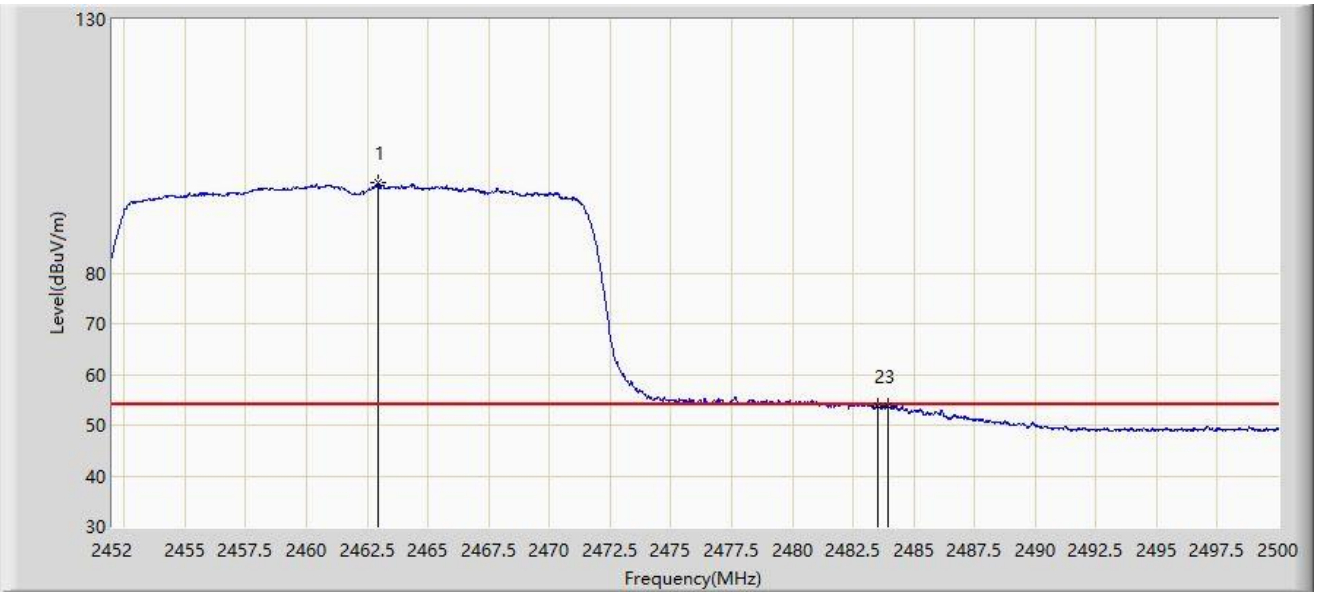

No	Mark	Frequency (MHz)	Measure Level (dBμV/m)	Reading Level (dBμV)	Margin (dB)	Limit (dBμV/m)	Factor (dB/m)	Type
1		2462.944	97.711	62.462	N/A	N/A	35.248	AV
2		2483.500	53.648	18.444	-0.352	54.000	35.204	AV
3	*	2483.920	53.806	18.601	-0.194	54.000	35.205	AV

Note 1: " * ", means this data is the worst emission level.

Note 2: Measure Level (dBμV/m) = Reading Level (dBμV) + Factor (dB/m).

Note 3: Factor (dB/m) = Cable Loss (dB) + Antenna Factor (dB/m).

Site: NS-AC1	Test Date: 2023-03-21
Limit: FCC_Part15_Band Edge(3m)	Engineer: Ted Chen
Probe: WZ_Horn 3117_1-18GHz	Polarity: Vertical
EUT: Tablet Computer	Power: By Battery
Test Mode: Transmit by 802.11ax-HE20-242 Tone RU 61 at 2462MHz	

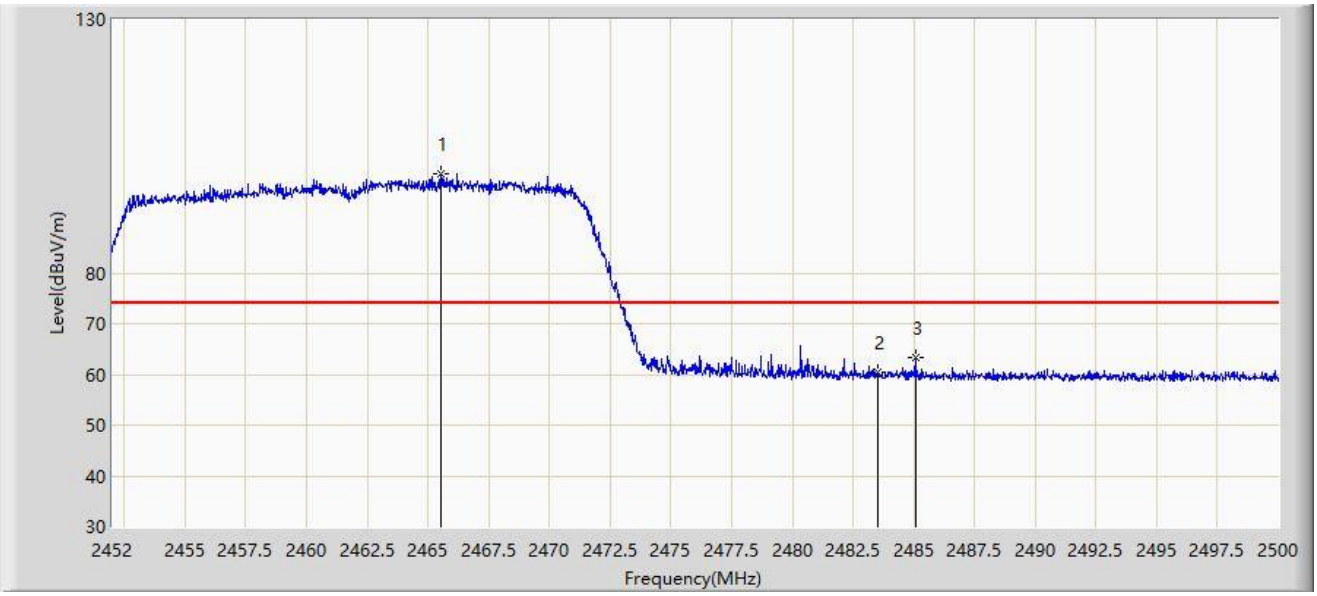

No	Mark	Frequency (MHz)	Measure Level (dBμV/m)	Reading Level (dBμV)	Margin (dB)	Limit (dBμV/m)	Factor (dB/m)	Type
1		2465.512	99.487	64.247	N/A	N/A	35.240	PK
2		2483.500	60.292	25.088	-13.708	74.000	35.204	PK
3	*	2485.072	63.327	28.119	-10.673	74.000	35.208	PK

Note 1: " * ", means this data is the worst emission level.

Note 2: Measure Level (dBμV/m) = Reading Level (dBμV) + Factor (dB/m).

Note 3: Factor (dB/m) = Cable Loss (dB) + Antenna Factor (dB/m).

Site: NS-AC1	Test Date: 2023-03-21
Limit: FCC_Part15_Band Edge(3m)	Engineer: Ted Chen
Probe: WZ_Horn 3117_1-18GHz	Polarity: Vertical
EUT: Tablet Computer	Power: By Battery
Test Mode: Transmit by 802.11ax-HE20-242 Tone RU 61 at 2462MHz	

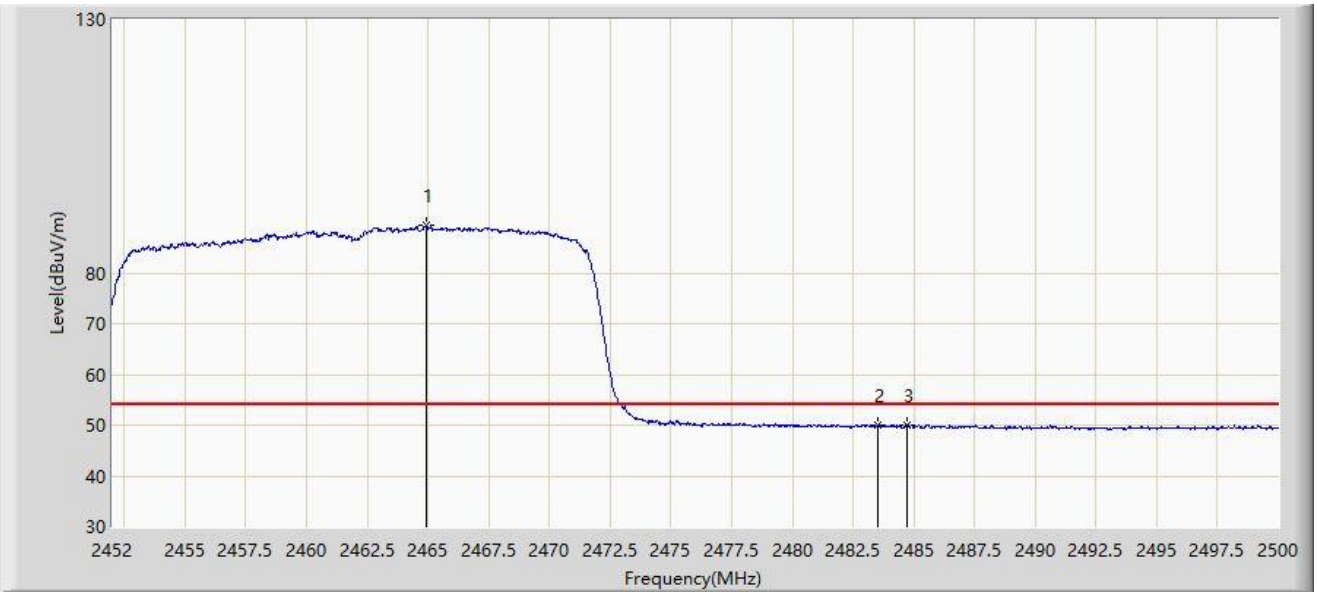

No	Mark	Frequency (MHz)	Measure Level (dBμV/m)	Reading Level (dBμV)	Margin (dB)	Limit (dBμV/m)	Factor (dB/m)	Type
1		2464.912	89.383	54.141	N/A	N/A	35.241	AV
2		2483.500	49.858	14.654	-4.142	54.000	35.204	AV
3	*	2484.712	50.132	14.925	-3.868	54.000	35.208	AV

Note 1: " * ", means this data is the worst emission level.

Note 2: Measure Level (dBμV/m) = Reading Level (dBμV) + Factor (dB/m).

Note 3: Factor (dB/m) = Cable Loss (dB) + Antenna Factor (dB/m).

Site: NS-AC1	Test Date: 2023-03-21
Limit: FCC_Part15_Band Edge(3m)	Engineer: Ted Chen
Probe: WZ_Horn 3117_1-18GHz	Polarity: Horizontal
EUT: Tablet Computer	Power: By Battery
Test Mode: Transmit by 802.11ax-HE40-26 Tone RU 0 at 2422MHz	

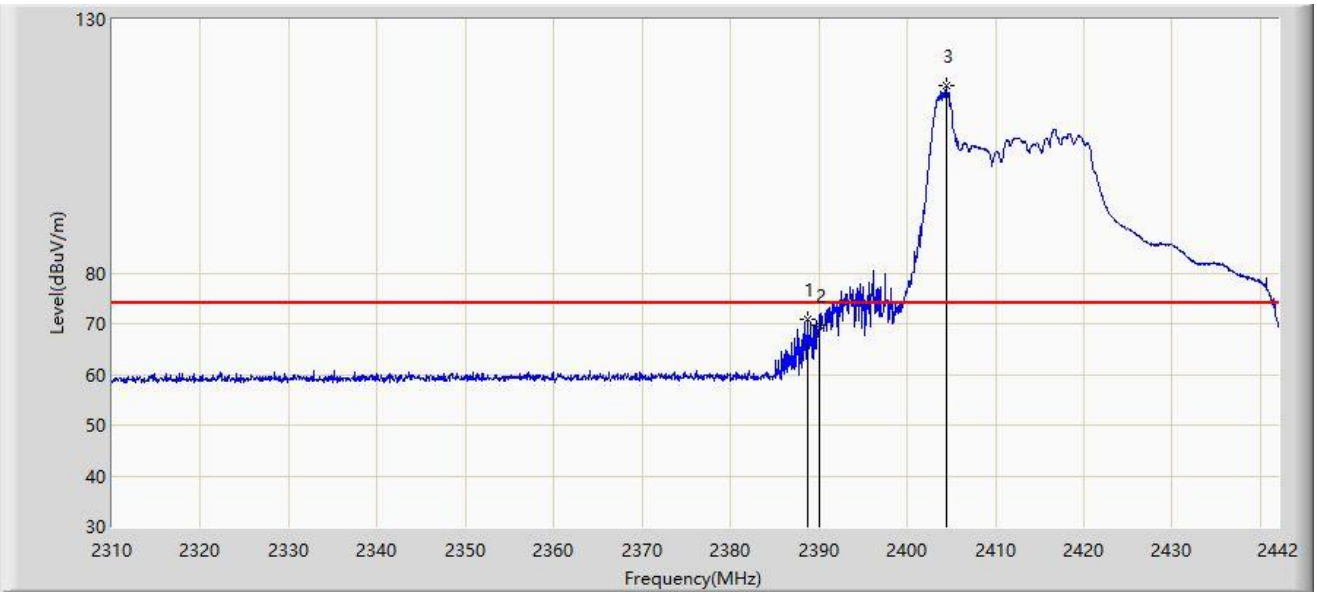

No	Mark	Frequency (MHz)	Measure Level (dBμV/m)	Reading Level (dBμV)	Margin (dB)	Limit (dBμV/m)	Factor (dB/m)	Type
1	*	2388.804	70.929	35.891	-3.071	74.000	35.038	PK
2		2390.000	69.590	34.558	-4.410	74.000	35.031	PK
3		2404.380	117.029	81.960	N/A	N/A	35.069	PK

Note 1: " * ", means this data is the worst emission level.

Note 2: Measure Level (dBμV/m) = Reading Level (dBμV) + Factor (dB/m).

Note 3: Factor (dB/m) = Cable Loss (dB) + Antenna Factor (dB/m).

Site: NS-AC1	Test Date: 2023-03-21
Limit: FCC_Part15_Band Edge(3m)	Engineer: Ted Chen
Probe: WZ_Horn 3117_1-18GHz	Polarity: Horizontal
EUT: Tablet Computer	Power: By Battery
Test Mode: Transmit by 802.11ax-HE40-26 Tone RU 0 at 2422MHz	

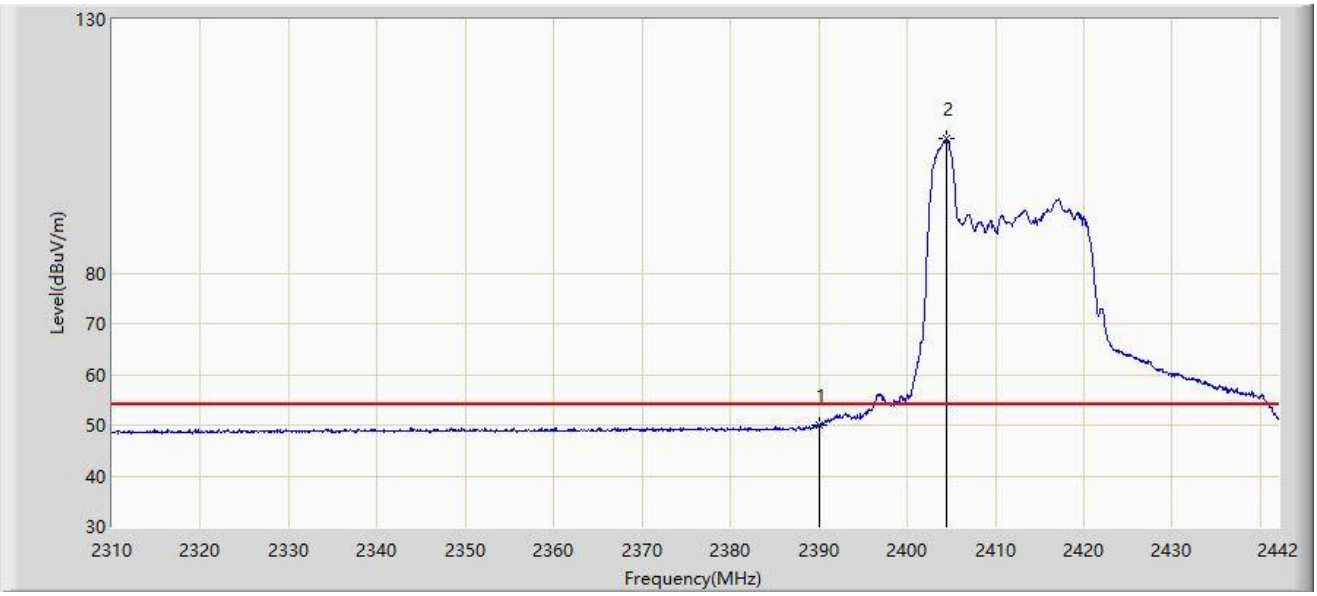

No	Mark	Frequency (MHz)	Measure Level (dBμV/m)	Reading Level (dBμV)	Margin (dB)	Limit (dBμV/m)	Factor (dB/m)	Type
1	*	2390.000	49.965	14.933	-4.035	54.000	35.031	AV
2		2404.446	106.410	71.340	N/A	N/A	35.069	AV

Note 1: " * ", means this data is the worst emission level.

Note 2: Measure Level (dBμV/m) = Reading Level (dBμV) + Factor (dB/m).

Note 3: Factor (dB/m) = Cable Loss (dB) + Antenna Factor (dB/m).

Site: NS-AC1	Test Date: 2023-03-21
Limit: FCC_Part15_Band Edge(3m)	Engineer: Ted Chen
Probe: WZ_Horn 3117_1-18GHz	Polarity: Vertical
EUT: Tablet Computer	Power: By Battery
Test Mode: Transmit by 802.11ax-HE40-26 Tone RU 0 at 2422MHz	

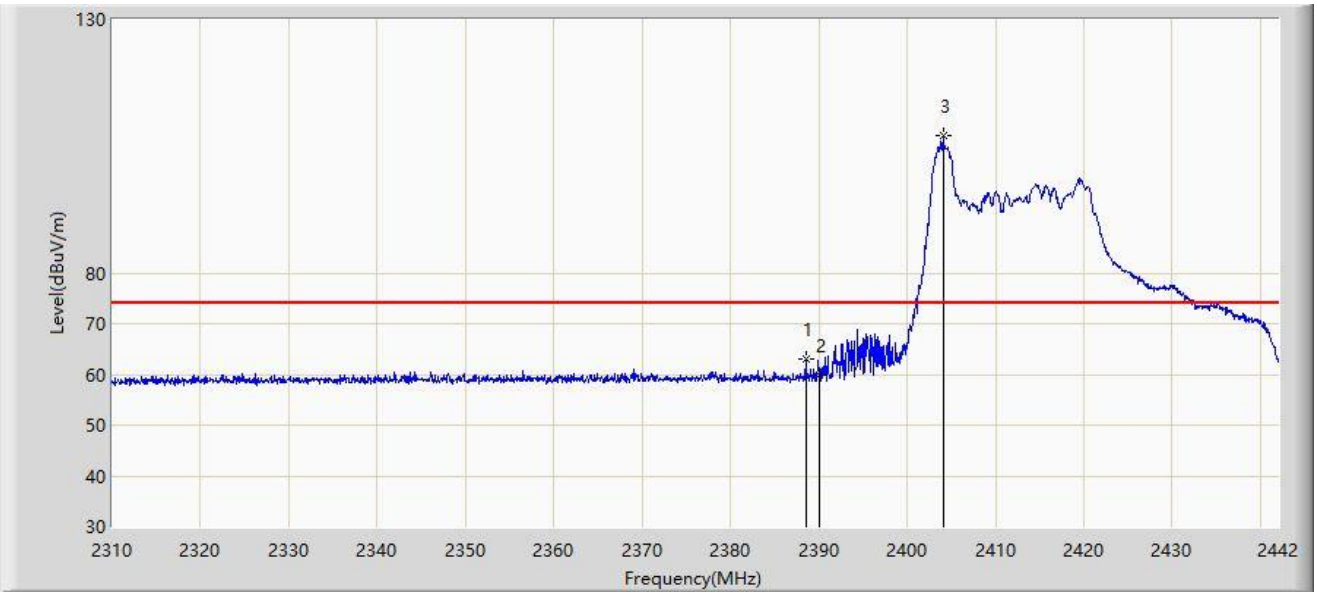

No	Mark	Frequency (MHz)	Measure Level (dBμV/m)	Reading Level (dBμV)	Margin (dB)	Limit (dBμV/m)	Factor (dB/m)	Type
1	*	2388.540	63.188	28.148	-10.812	74.000	35.040	PK
2		2390.000	59.741	24.709	-14.259	74.000	35.031	PK
3		2404.050	107.213	72.145	N/A	N/A	35.067	PK

Note 1: " * ", means this data is the worst emission level.

Note 2: Measure Level (dBμV/m) = Reading Level (dBμV) + Factor (dB/m).

Note 3: Factor (dB/m) = Cable Loss (dB) + Antenna Factor (dB/m).

Site: NS-AC1	Test Date: 2023-03-21
Limit: FCC_Part15_Band Edge(3m)	Engineer: Ted Chen
Probe: WZ_Horn 3117_1-18GHz	Polarity: Vertical
EUT: Tablet Computer	Power: By Battery
Test Mode: Transmit by 802.11ax-HE40-26 Tone RU 0 at 2422MHz	

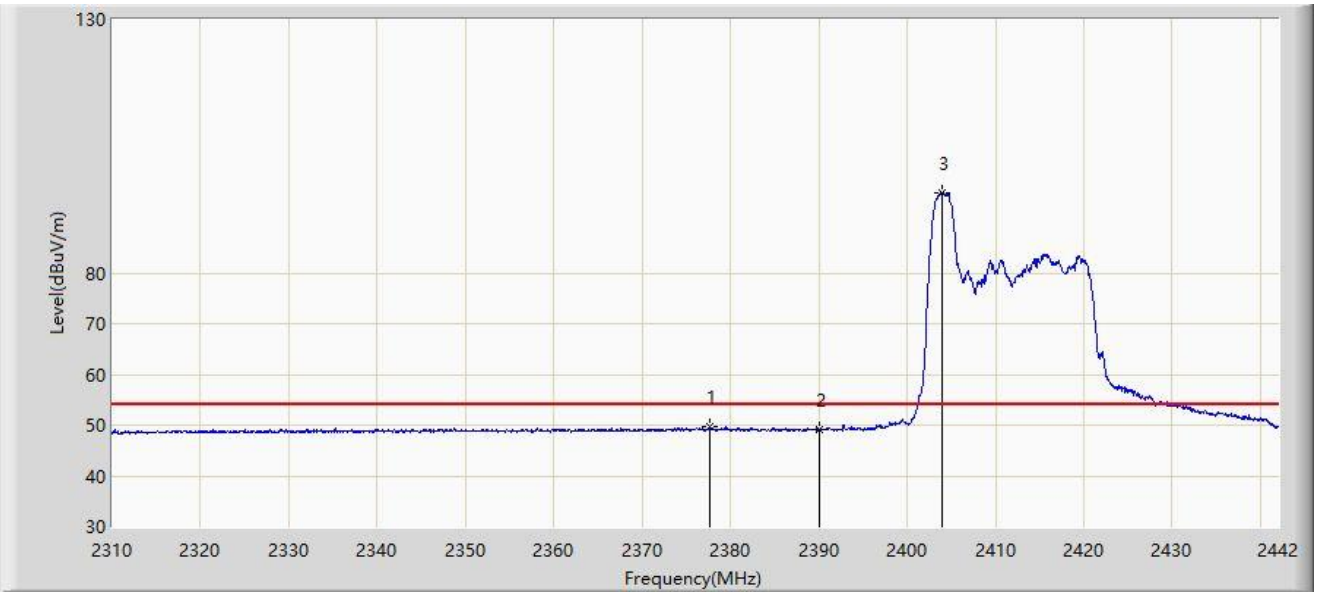

No	Mark	Frequency (MHz)	Measure Level (dBμV/m)	Reading Level (dBμV)	Margin (dB)	Limit (dBμV/m)	Factor (dB/m)	Type
1	*	2377.716	49.663	14.562	-4.337	54.000	35.101	AV
2		2390.000	49.138	14.106	-4.862	54.000	35.031	AV
3		2403.918	95.824	60.757	N/A	N/A	35.067	AV

Note 1: " * ", means this data is the worst emission level.

Note 2: Measure Level (dBμV/m) = Reading Level (dBμV) + Factor (dB/m).

Note 3: Factor (dB/m) = Cable Loss (dB) + Antenna Factor (dB/m).

Site: NS-AC1	Test Date: 2023-03-21
Limit: FCC_Part15_Band Edge(3m)	Engineer: Ted Chen
Probe: WZ_Horn 3117_1-18GHz	Polarity: Horizontal
EUT: Tablet Computer	Power: By Battery
Test Mode: Transmit by 802.11ax-HE40-26 Tone RU 0 at 2452MHz	

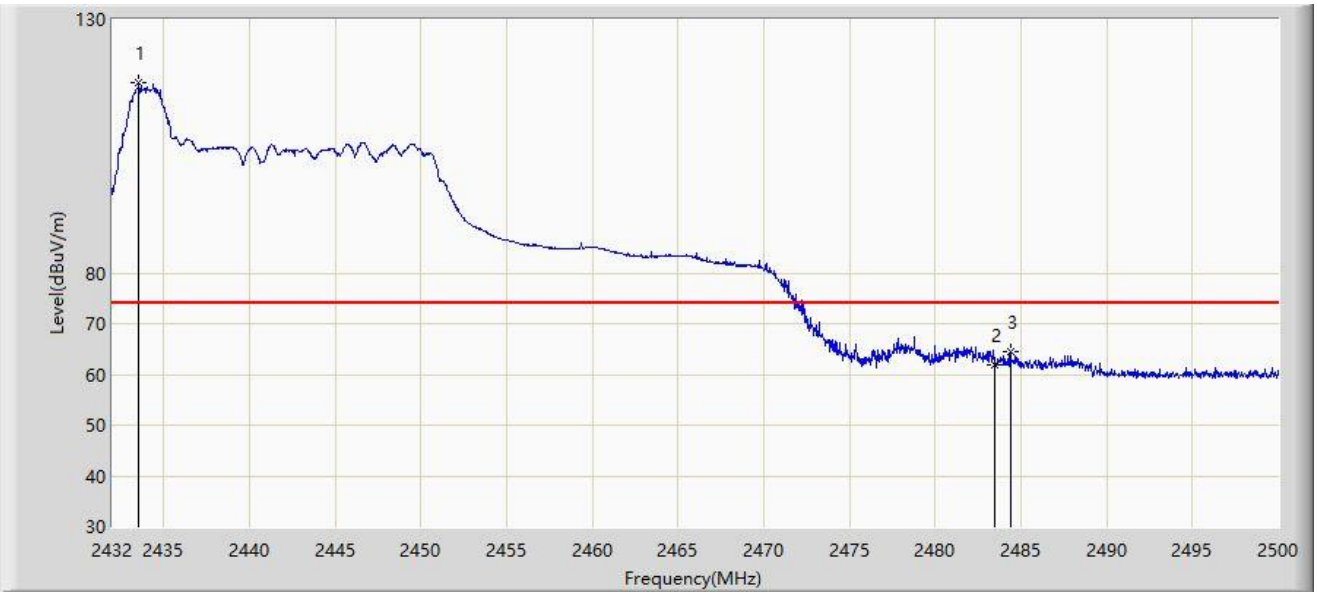

No	Mark	Frequency (MHz)	Measure Level (dBμV/m)	Reading Level (dBμV)	Margin (dB)	Limit (dBμV/m)	Factor (dB/m)	Type
1		2433.564	117.643	82.551	N/A	N/A	35.092	PK
2		2483.500	61.953	26.749	-12.047	74.000	35.204	PK
3	*	2484.394	64.441	29.234	-9.559	74.000	35.206	PK

Note 1: " * ", means this data is the worst emission level.

Note 2: Measure Level (dBμV/m) = Reading Level (dBμV) + Factor (dB/m).

Note 3: Factor (dB/m) = Cable Loss (dB) + Antenna Factor (dB/m).

Site: NS-AC1	Test Date: 2023-03-21
Limit: FCC_Part15_Band Edge(3m)	Engineer: Ted Chen
Probe: WZ_Horn 3117_1-18GHz	Polarity: Horizontal
EUT: Tablet Computer	Power: By Battery
Test Mode: Transmit by 802.11ax-HE40-26 Tone RU 0 at 2452MHz	

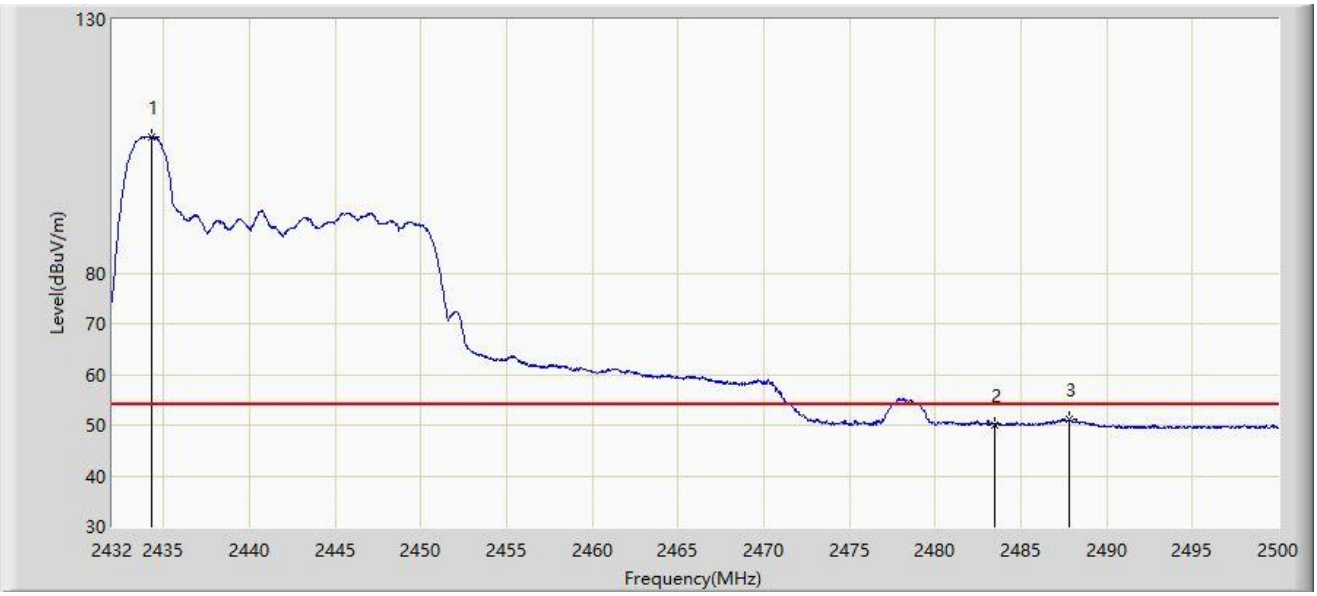

No	Mark	Frequency (MHz)	Measure Level (dBμV/m)	Reading Level (dBμV)	Margin (dB)	Limit (dBμV/m)	Factor (dB/m)	Type
1		2434.312	106.894	71.795	N/A	N/A	35.099	AV
2		2483.500	50.033	14.829	-3.967	54.000	35.204	AV
3	*	2487.794	51.030	15.814	-2.970	54.000	35.216	AV

Note 1: " * ", means this data is the worst emission level.

Note 2: Measure Level (dBμV/m) = Reading Level (dBμV) + Factor (dB/m).

Note 3: Factor (dB/m) = Cable Loss (dB) + Antenna Factor (dB/m).

Site: NS-AC1	Test Date: 2023-03-21
Limit: FCC_Part15_Band Edge(3m)	Engineer: Ted Chen
Probe: WZ_Horn 3117_1-18GHz	Polarity: Vertical
EUT: Tablet Computer	Power: By Battery
Test Mode: Transmit by 802.11ax-HE40-26 Tone RU 0 at 2452MHz	

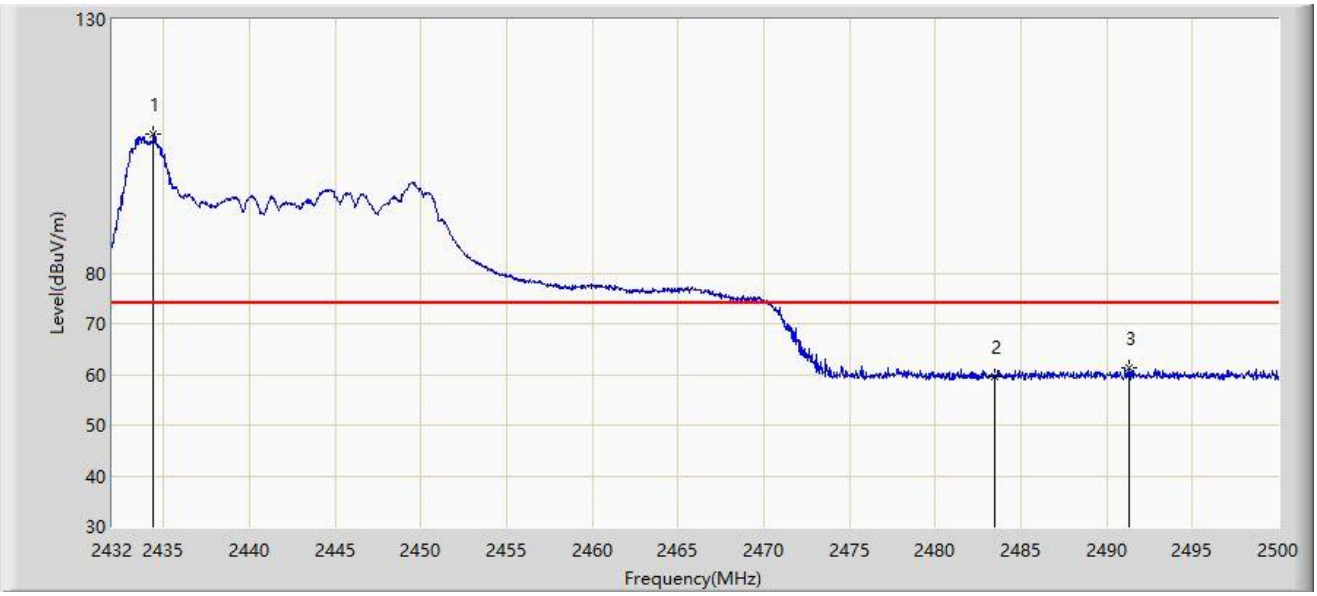

No	Mark	Frequency (MHz)	Measure Level (dBμV/m)	Reading Level (dBμV)	Margin (dB)	Limit (dBμV/m)	Factor (dB/m)	Type
1		2434.414	107.363	72.263	N/A	N/A	35.100	PK
2		2483.500	59.636	24.432	-14.364	74.000	35.204	PK
3	*	2491.296	61.281	26.056	-12.719	74.000	35.225	PK

Note 1: " * ", means this data is the worst emission level.

Note 2: Measure Level (dBμV/m) = Reading Level (dBμV) + Factor (dB/m).

Note 3: Factor (dB/m) = Cable Loss (dB) + Antenna Factor (dB/m).

Site: NS-AC1	Test Date: 2023-03-21
Limit: FCC_Part15_Band Edge(3m)	Engineer: Ted Chen
Probe: WZ_Horn 3117_1-18GHz	Polarity: Vertical
EUT: Tablet Computer	Power: By Battery
Test Mode: Transmit by 802.11ax-HE40-26 Tone RU 0 at 2452MHz	

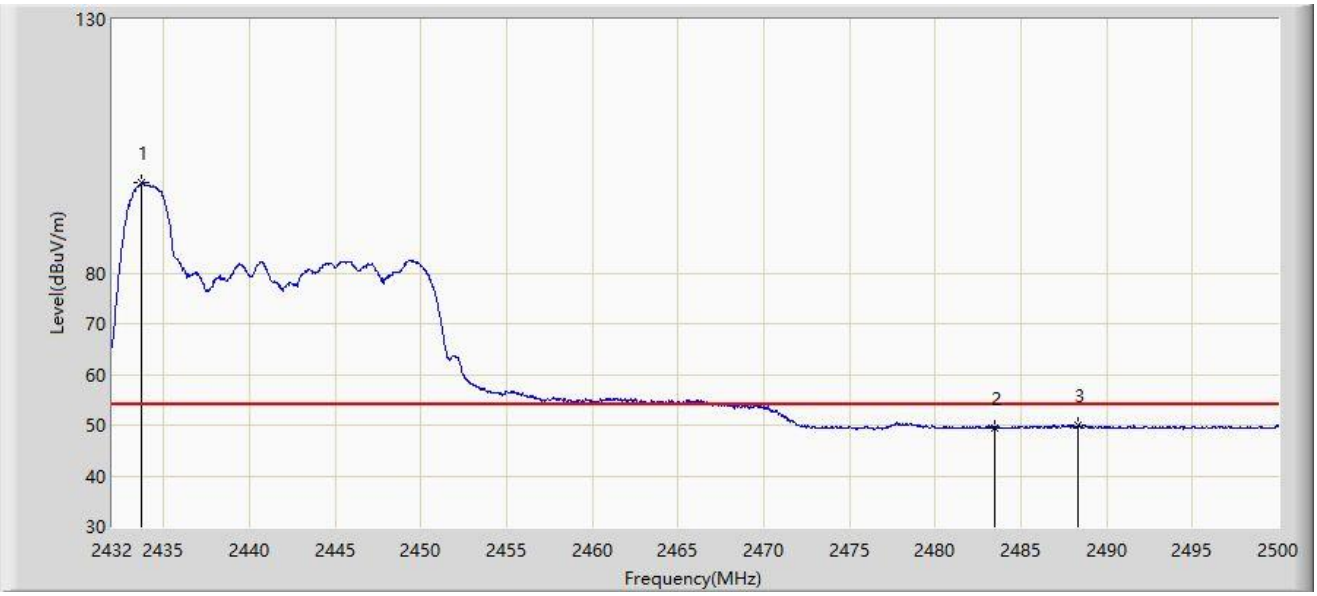

No	Mark	Frequency (MHz)	Measure Level (dBμV/m)	Reading Level (dBμV)	Margin (dB)	Limit (dBμV/m)	Factor (dB/m)	Type
1		2433.700	97.819	62.726	N/A	N/A	35.093	AV
2		2483.500	49.532	14.328	-4.468	54.000	35.204	AV
3	*	2488.338	50.140	14.923	-3.860	54.000	35.217	AV

Note 1: " * ", means this data is the worst emission level.

Note 2: Measure Level (dBμV/m) = Reading Level (dBμV) + Factor (dB/m).

Note 3: Factor (dB/m) = Cable Loss (dB) + Antenna Factor (dB/m).

Site: NS-AC1	Test Date: 2023-03-21
Limit: FCC_Part15_Band Edge(3m)	Engineer: Ted Chen
Probe: WZ_Horn 3117_1-18GHz	Polarity: Horizontal
EUT: Tablet Computer	Power: By Battery
Test Mode: Transmit by 802.11ax-HE40-26 Tone RU 8 at 2422MHz	

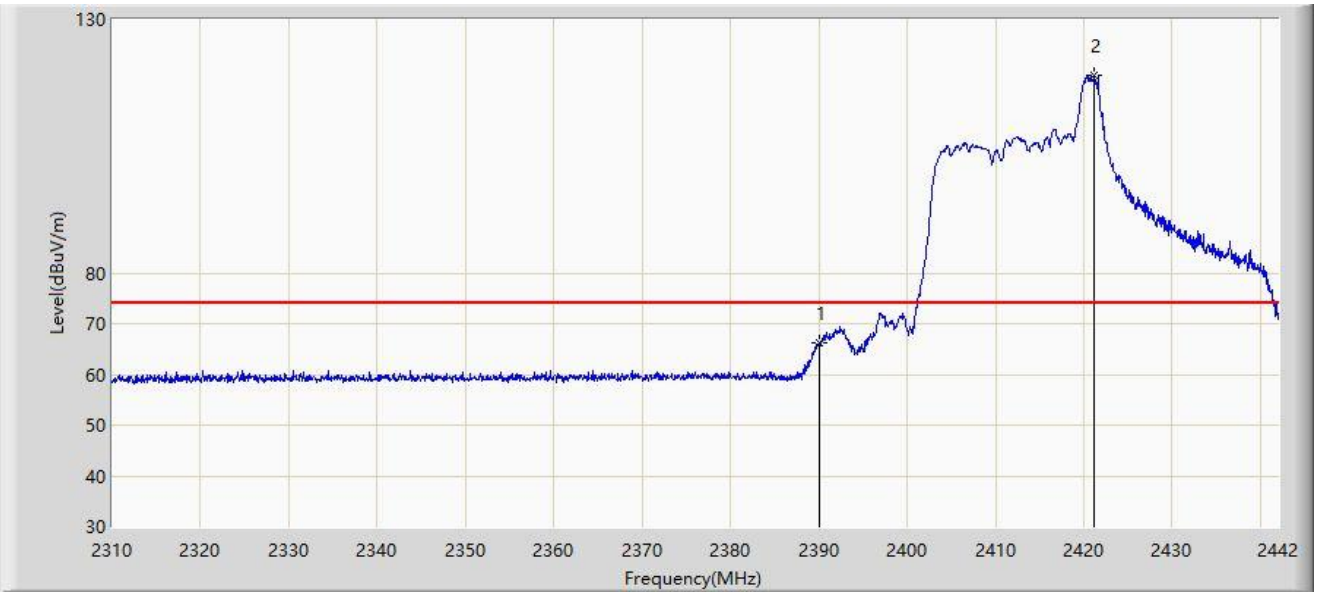

No	Mark	Frequency (MHz)	Measure Level (dBμV/m)	Reading Level (dBμV)	Margin (dB)	Limit (dBμV/m)	Factor (dB/m)	Type
1	*	2390.000	66.200	31.168	-7.800	74.000	35.031	PK
2		2421.144	119.120	84.053	N/A	N/A	35.067	PK

Note 1: " * ", means this data is the worst emission level.

Note 2: Measure Level (dBμV/m) = Reading Level (dBμV) + Factor (dB/m).

Note 3: Factor (dB/m) = Cable Loss (dB) + Antenna Factor (dB/m).

Site: NS-AC1	Test Date: 2023-03-21
Limit: FCC_Part15_Band Edge(3m)	Engineer: Ted Chen
Probe: WZ_Horn 3117_1-18GHz	Polarity: Horizontal
EUT: Tablet Computer	Power: By Battery
Test Mode: Transmit by 802.11ax-HE40-26 Tone RU 8 at 2422MHz	

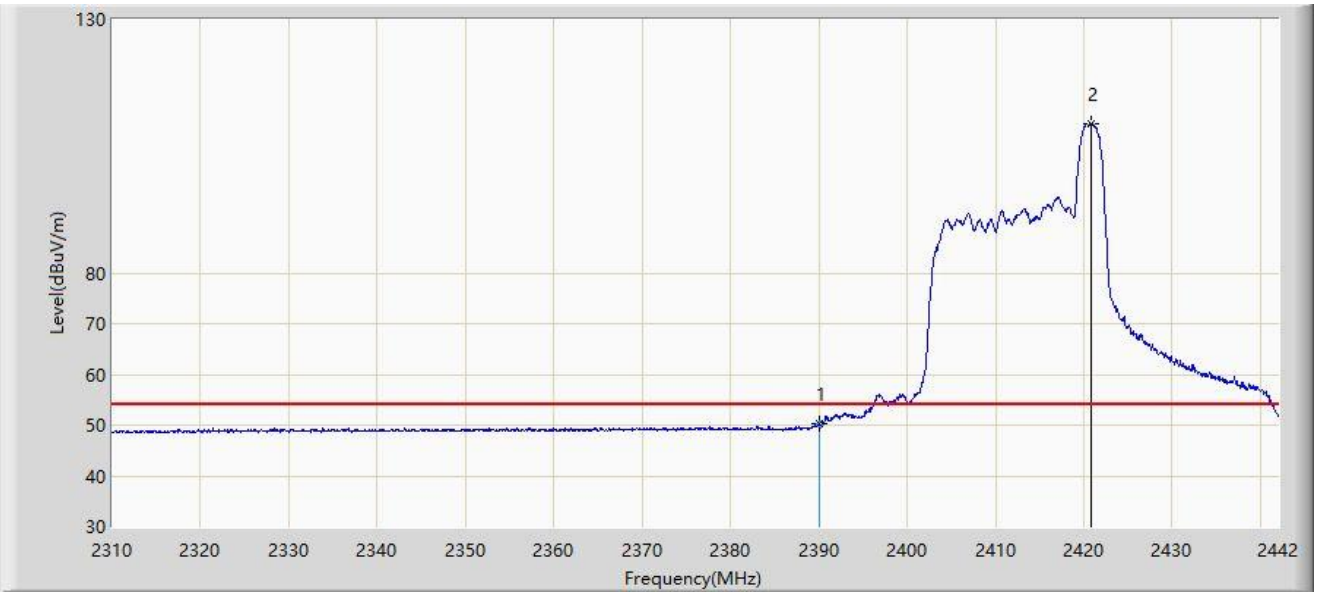

No	Mark	Frequency (MHz)	Measure Level (dBμV/m)	Reading Level (dBμV)	Margin (dB)	Limit (dBμV/m)	Factor (dB/m)	Type
1	*	2390.000	50.242	15.210	-23.758	74.000	35.031	PK
2		2420.880	109.463	74.395	N/A	N/A	35.069	AV

Note 1: " * ", means this data is the worst emission level.

Note 2: Measure Level (dBμV/m) = Reading Level (dBμV) + Factor (dB/m).

Note 3: Factor (dB/m) = Cable Loss (dB) + Antenna Factor (dB/m).

Site: NS-AC1	Test Date: 2023-03-21
Limit: FCC_Part15_Band Edge(3m)	Engineer: Ted Chen
Probe: WZ_Horn 3117_1-18GHz	Polarity: Vertical
EUT: Tablet Computer	Power: By Battery
Test Mode: Transmit by 802.11ax-HE40-26 Tone RU 8 at 2422MHz	

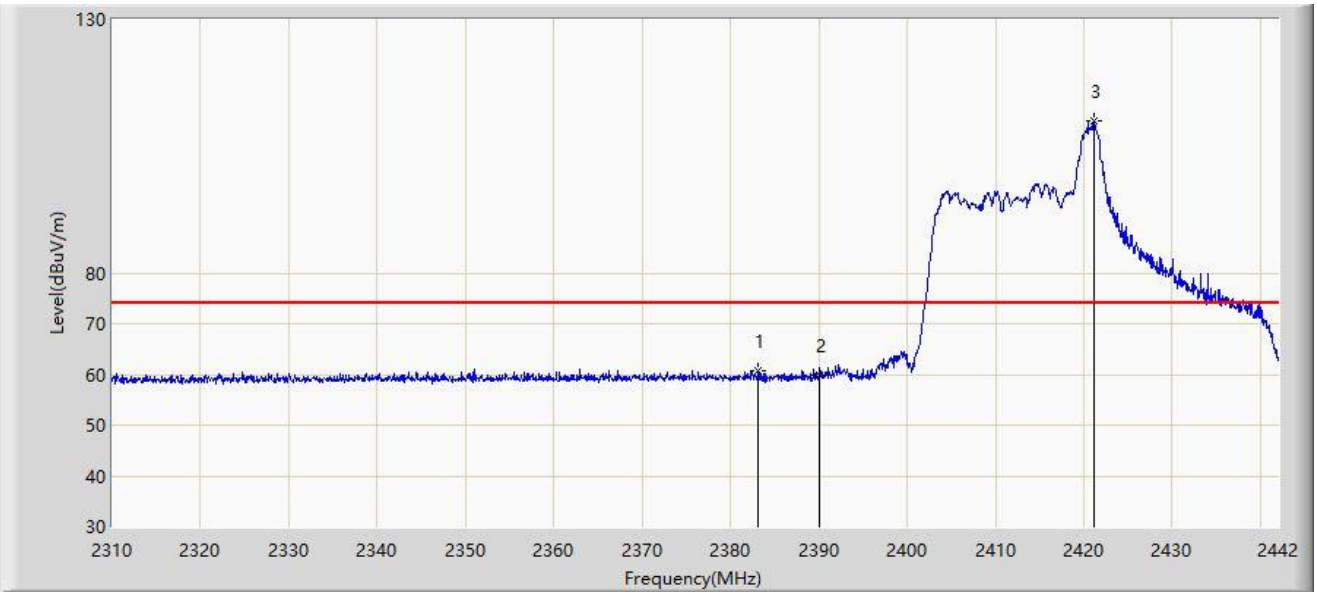

No	Mark	Frequency (MHz)	Measure Level (dBμV/m)	Reading Level (dBμV)	Margin (dB)	Limit (dBμV/m)	Factor (dB/m)	Type
1	*	2383.194	60.656	25.586	-13.344	74.000	35.070	PK
2		2390.000	59.769	24.737	-14.231	74.000	35.031	PK
3		2421.210	110.091	75.024	N/A	N/A	35.067	PK

Note 1: " * ", means this data is the worst emission level.

Note 2: Measure Level (dBμV/m) = Reading Level (dBμV) + Factor (dB/m).

Note 3: Factor (dB/m) = Cable Loss (dB) + Antenna Factor (dB/m).

Site: NS-AC1	Test Date: 2023-03-21
Limit: FCC_Part15_Band Edge(3m)	Engineer: Ted Chen
Probe: WZ_Horn 3117_1-18GHz	Polarity: Vertical
EUT: Tablet Computer	Power: By Battery
Test Mode: Transmit by 802.11ax-HE40-26 Tone RU 8 at 2422MHz	

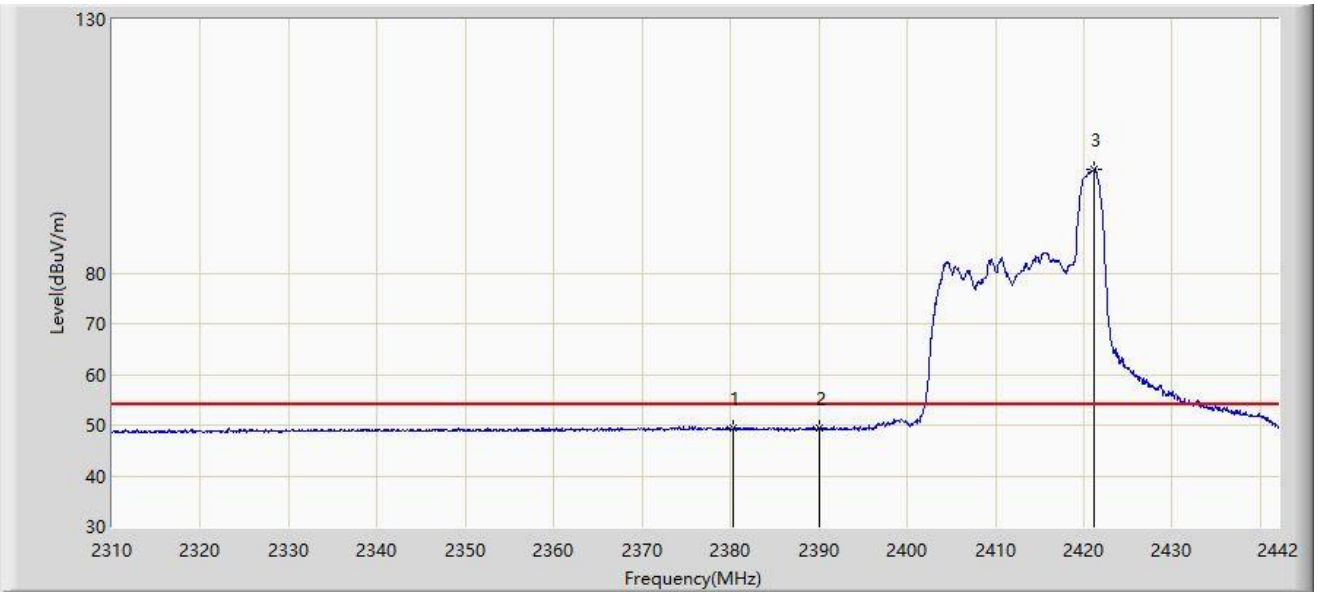

No	Mark	Frequency (MHz)	Measure Level (dBμV/m)	Reading Level (dBμV)	Margin (dB)	Limit (dBμV/m)	Factor (dB/m)	Type
1	*	2380.290	49.423	14.337	-4.577	54.000	35.086	AV
2		2390.000	49.310	14.278	-4.690	54.000	35.031	AV
3		2421.210	100.306	65.239	N/A	N/A	35.067	AV

Note 1: " * ", means this data is the worst emission level.

Note 2: Measure Level (dBμV/m) = Reading Level (dBμV) + Factor (dB/m).

Note 3: Factor (dB/m) = Cable Loss (dB) + Antenna Factor (dB/m).

Site: NS-AC1	Test Date: 2023-03-21
Limit: FCC_Part15_Band Edge(3m)	Engineer: Ted Chen
Probe: WZ_Horn 3117_1-18GHz	Polarity: Horizontal
EUT: Tablet Computer	Power: By Battery
Test Mode: Transmit by 802.11ax-HE40-26 Tone RU 8 at 2452MHz	

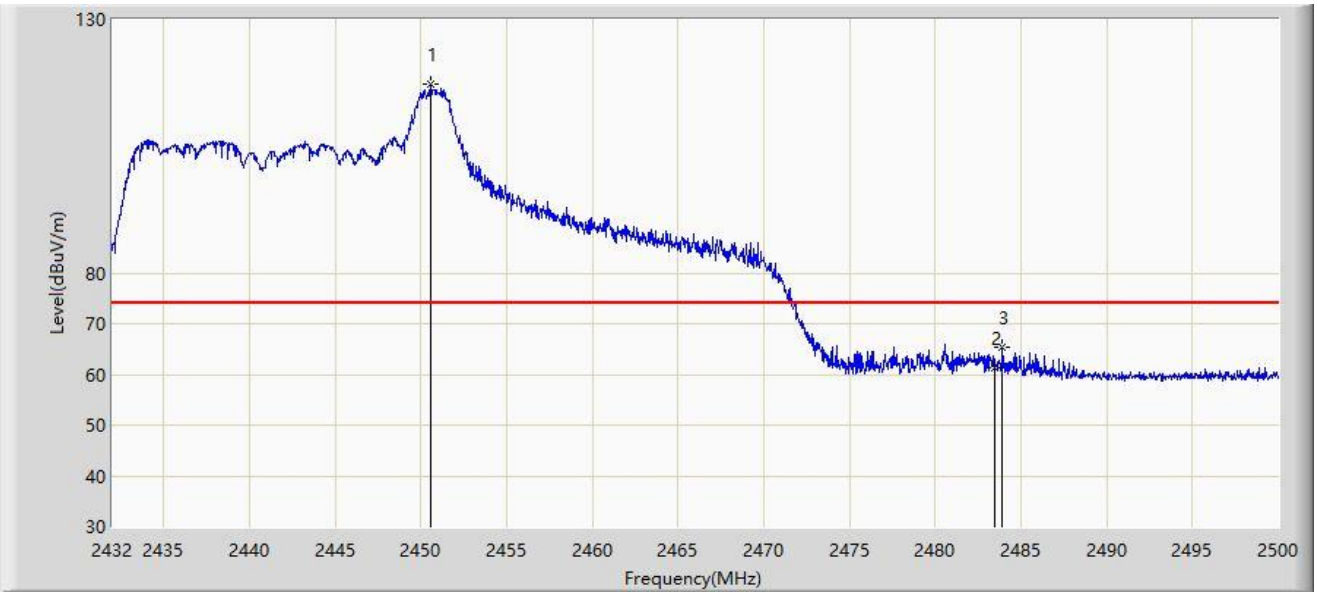

No	Mark	Frequency (MHz)	Measure Level (dBμV/m)	Reading Level (dBμV)	Margin (dB)	Limit (dBμV/m)	Factor (dB/m)	Type
1		2450.564	117.317	82.101	N/A	N/A	35.216	PK
2		2483.500	61.312	26.108	-12.688	74.000	35.204	PK
3	*	2483.918	65.294	30.089	-8.706	74.000	35.205	PK

Note 1: " * ", means this data is the worst emission level.

Note 2: Measure Level (dBμV/m) = Reading Level (dBμV) + Factor (dB/m).

Note 3: Factor (dB/m) = Cable Loss (dB) + Antenna Factor (dB/m).

Site: NS-AC1	Test Date: 2023-03-21
Limit: FCC_Part15_Band Edge(3m)	Engineer: Ted Chen
Probe: WZ_Horn 3117_1-18GHz	Polarity: Horizontal
EUT: Tablet Computer	Power: By Battery
Test Mode: Transmit by 802.11ax-HE40-26 Tone RU 8 at 2452MHz	

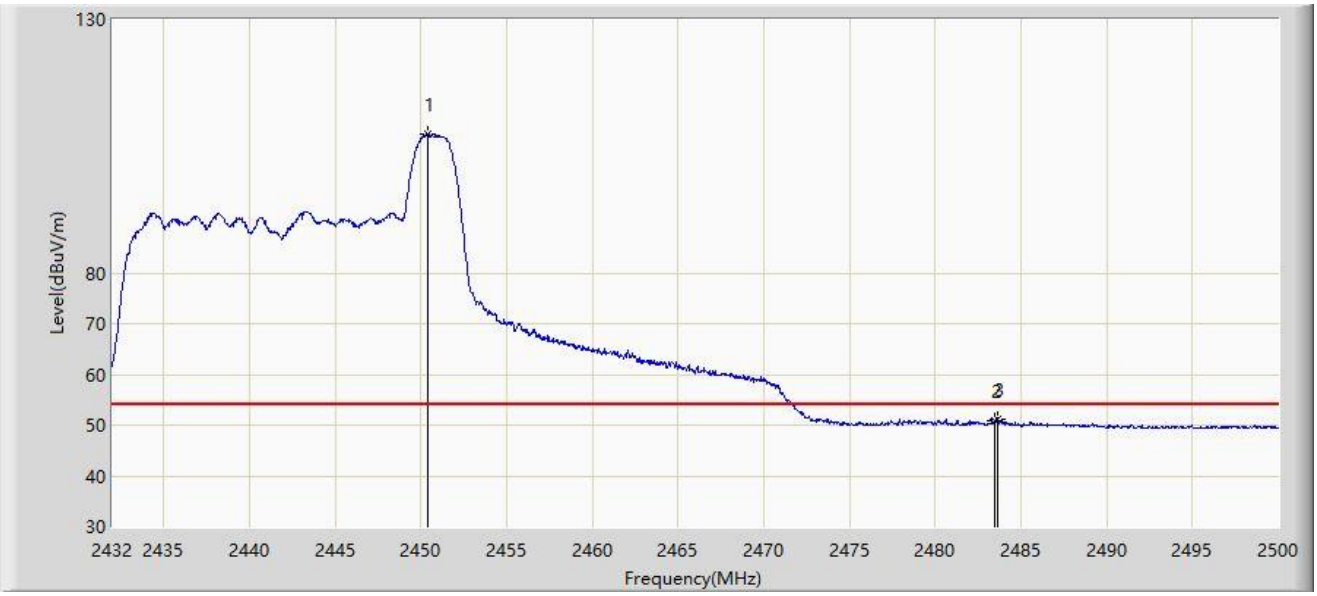

No	Mark	Frequency (MHz)	Measure Level (dBμV/m)	Reading Level (dBμV)	Margin (dB)	Limit (dBμV/m)	Factor (dB/m)	Type
1		2450.394	107.426	72.210	N/A	N/A	35.216	AV
2		2483.500	50.887	15.683	-3.113	54.000	35.204	AV
3	*	2483.612	51.146	15.942	-2.854	54.000	35.205	AV

Note 1: " * ", means this data is the worst emission level.

Note 2: Measure Level (dBμV/m) = Reading Level (dBμV) + Factor (dB/m).

Note 3: Factor (dB/m) = Cable Loss (dB) + Antenna Factor (dB/m).

Site: NS-AC1	Test Date: 2023-03-21
Limit: FCC_Part15_Band Edge(3m)	Engineer: Ted Chen
Probe: WZ_Horn 3117_1-18GHz	Polarity: Vertical
EUT: Tablet Computer	Power: By Battery
Test Mode: Transmit by 802.11ax-HE40-26 Tone RU 8 at 2452MHz	

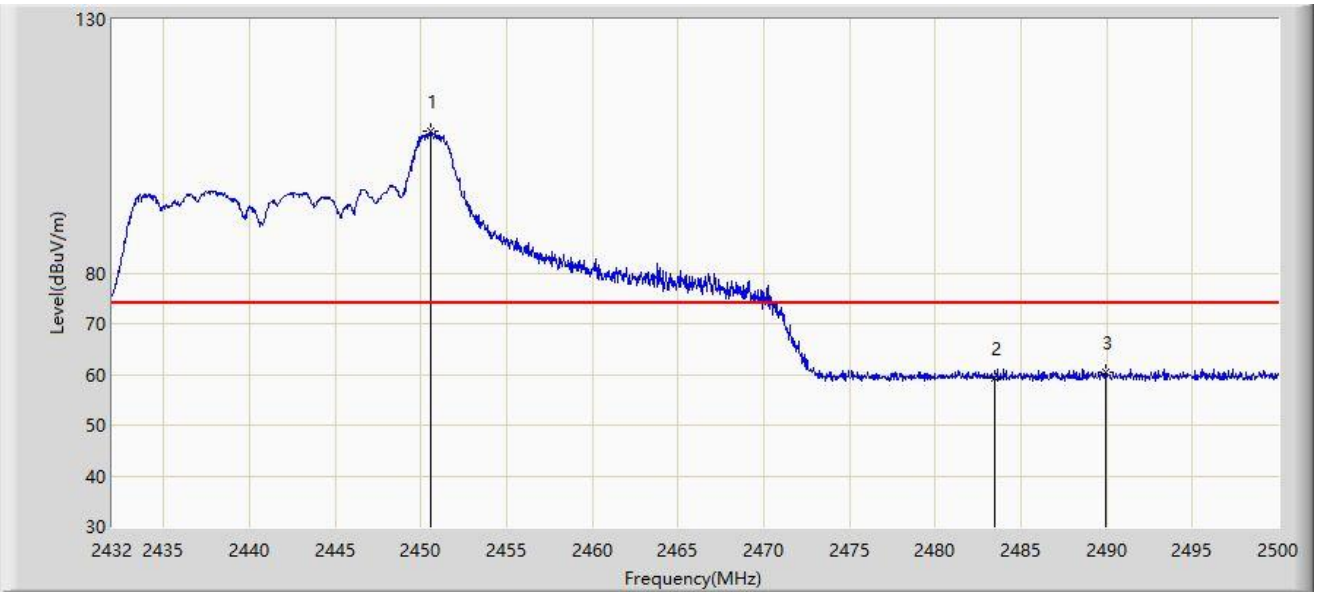

No	Mark	Frequency (MHz)	Measure Level (dBμV/m)	Reading Level (dBμV)	Margin (dB)	Limit (dBμV/m)	Factor (dB/m)	Type
1		2450.564	107.967	72.751	N/A	N/A	35.216	PK
2		2483.500	59.224	24.020	-14.776	74.000	35.204	PK
3	*	2489.970	60.540	25.318	-13.460	74.000	35.222	PK

Note 1: " * ", means this data is the worst emission level.

Note 2: Measure Level (dBμV/m) = Reading Level (dBμV) + Factor (dB/m).

Note 3: Factor (dB/m) = Cable Loss (dB) + Antenna Factor (dB/m).

Site: NS-AC1	Test Date: 2023-03-21
Limit: FCC_Part15_Band Edge(3m)	Engineer: Ted Chen
Probe: WZ_Horn 3117_1-18GHz	Polarity: Vertical
EUT: Tablet Computer	Power: By Battery
Test Mode: Transmit by 802.11ax-HE40-26 Tone RU 8 at 2452MHz	

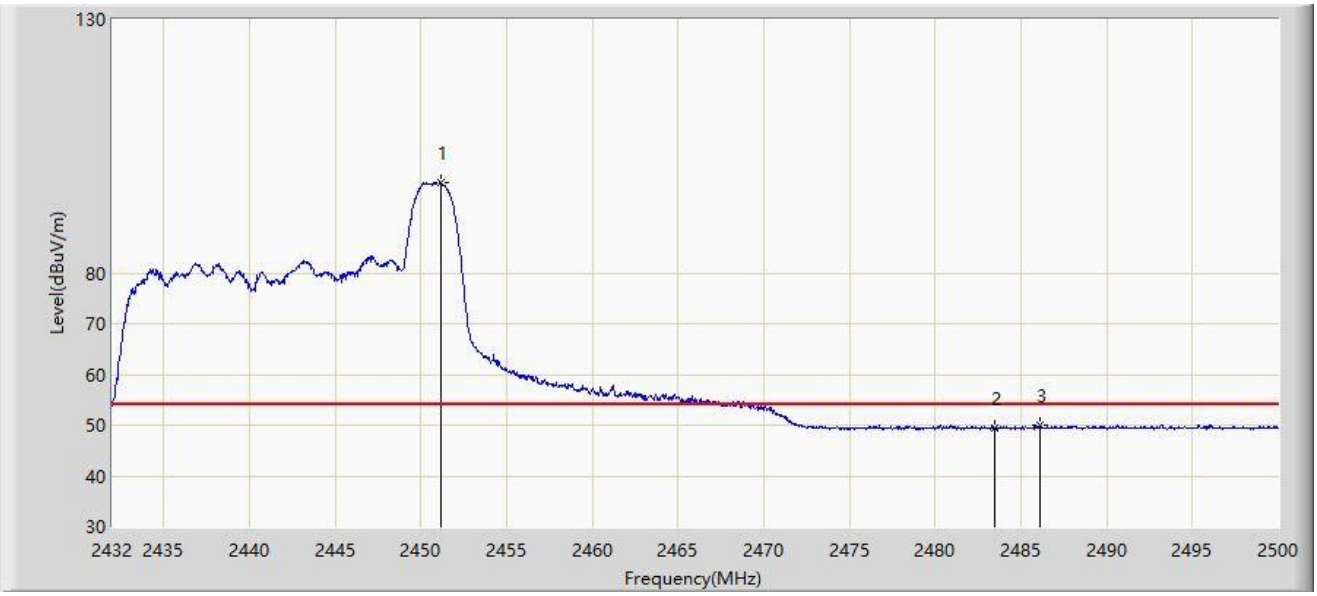

No	Mark	Frequency (MHz)	Measure Level (dBμV/m)	Reading Level (dBμV)	Margin (dB)	Limit (dBμV/m)	Factor (dB/m)	Type
1		2451.142	97.849	62.631	N/A	N/A	35.218	AV
2		2483.500	49.498	14.294	-4.502	54.000	35.204	AV
3	*	2486.128	49.970	14.759	-4.030	54.000	35.211	AV

Note 1: " * ", means this data is the worst emission level.

Note 2: Measure Level (dBμV/m) = Reading Level (dBμV) + Factor (dB/m).

Note 3: Factor (dB/m) = Cable Loss (dB) + Antenna Factor (dB/m).

Site: NS-AC1	Test Date: 2023-03-21
Limit: FCC_Part15_Band Edge(3m)	Engineer: Ted Chen
Probe: WZ_Horn 3117_1-18GHz	Polarity: Horizontal
EUT: Tablet Computer	Power: By Battery
Test Mode: Transmit by 802.11ax-HE40-26 Tone RU 17 at 2422MHz	

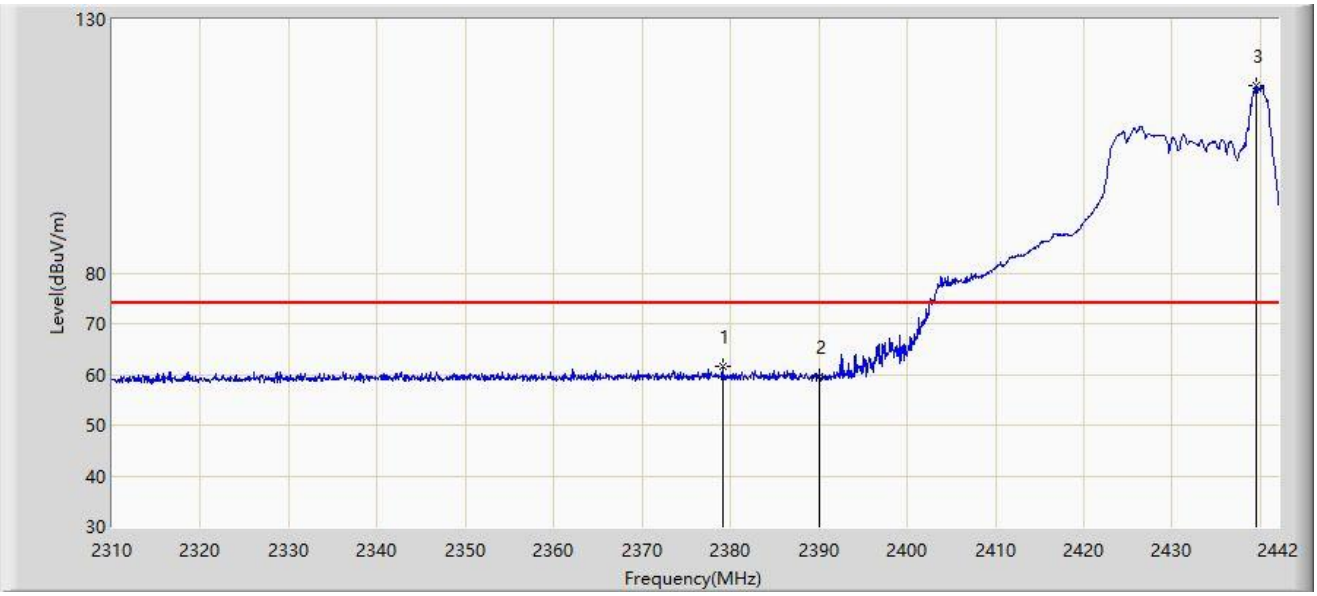

No	Mark	Frequency (MHz)	Measure Level (dBμV/m)	Reading Level (dBμV)	Margin (dB)	Limit (dBμV/m)	Factor (dB/m)	Type
1	*	2379.102	61.626	26.533	-12.374	74.000	35.093	PK
2		2390.000	59.514	24.482	-14.486	74.000	35.031	PK
3		2439.492	116.948	81.801	N/A	N/A	35.147	PK

Note 1: " * ", means this data is the worst emission level.

Note 2: Measure Level (dBμV/m) = Reading Level (dBμV) + Factor (dB/m).

Note 3: Factor (dB/m) = Cable Loss (dB) + Antenna Factor (dB/m).

Site: NS-AC1	Test Date: 2023-03-21
Limit: FCC_Part15_Band Edge(3m)	Engineer: Ted Chen
Probe: WZ_Horn 3117_1-18GHz	Polarity: Horizontal
EUT: Tablet Computer	Power: By Battery
Test Mode: Transmit by 802.11ax-HE40-26 Tone RU 17 at 2422MHz	

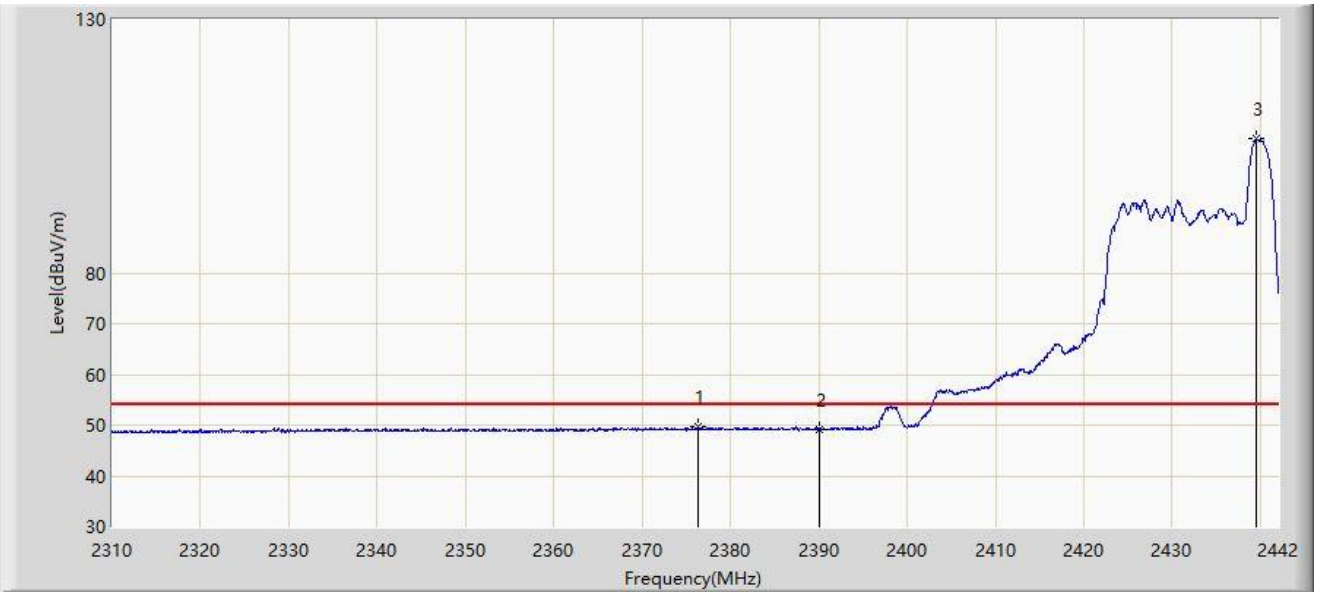

No	Mark	Frequency (MHz)	Measure Level (dBμV/m)	Reading Level (dBμV)	Margin (dB)	Limit (dBμV/m)	Factor (dB/m)	Type
1	*	2376.330	49.675	14.579	-4.325	54.000	35.096	AV
2		2390.000	49.180	14.148	-4.820	54.000	35.031	AV
3		2439.492	106.395	71.248	N/A	N/A	35.147	AV

Note 1: " * ", means this data is the worst emission level.

Note 2: Measure Level (dBμV/m) = Reading Level (dBμV) + Factor (dB/m).

Note 3: Factor (dB/m) = Cable Loss (dB) + Antenna Factor (dB/m).

Site: NS-AC1	Test Date: 2023-03-21
Limit: FCC_Part15_Band Edge(3m)	Engineer: Ted Chen
Probe: WZ_Horn 3117_1-18GHz	Polarity: Vertical
EUT: Tablet Computer	Power: By Battery
Test Mode: Transmit by 802.11ax-HE40-26 Tone RU 17 at 2422MHz	

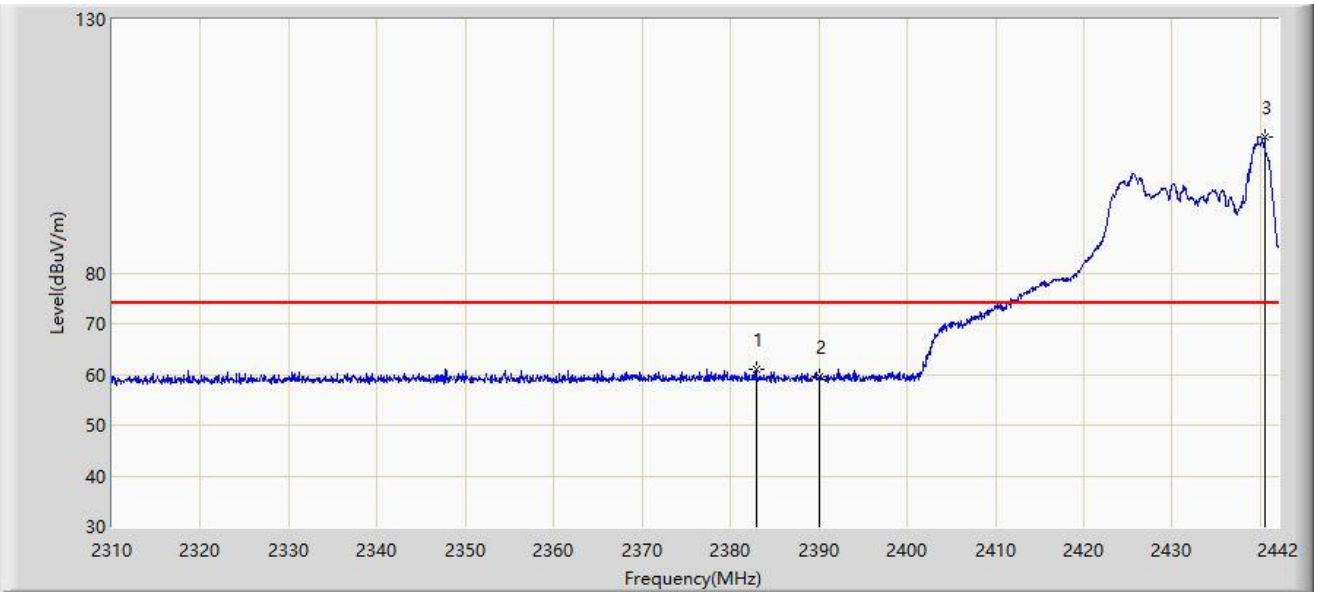

No	Mark	Frequency (MHz)	Measure Level (dBμV/m)	Reading Level (dBμV)	Margin (dB)	Limit (dBμV/m)	Factor (dB/m)	Type
1	*	2382.930	60.987	25.915	-13.013	74.000	35.072	PK
2		2390.000	59.574	24.542	-14.426	74.000	35.031	PK
3		2440.482	106.691	71.534	N/A	N/A	35.157	PK

Note 1: " * ", means this data is the worst emission level.

Note 2: Measure Level (dBμV/m) = Reading Level (dBμV) + Factor (dB/m).

Note 3: Factor (dB/m) = Cable Loss (dB) + Antenna Factor (dB/m).

Site: NS-AC1	Test Date: 2023-03-21
Limit: FCC_Part15_Band Edge(3m)	Engineer: Ted Chen
Probe: WZ_Horn 3117_1-18GHz	Polarity: Vertical
EUT: Tablet Computer	Power: By Battery
Test Mode: Transmit by 802.11ax-HE40-26 Tone RU 17 at 2422MHz	

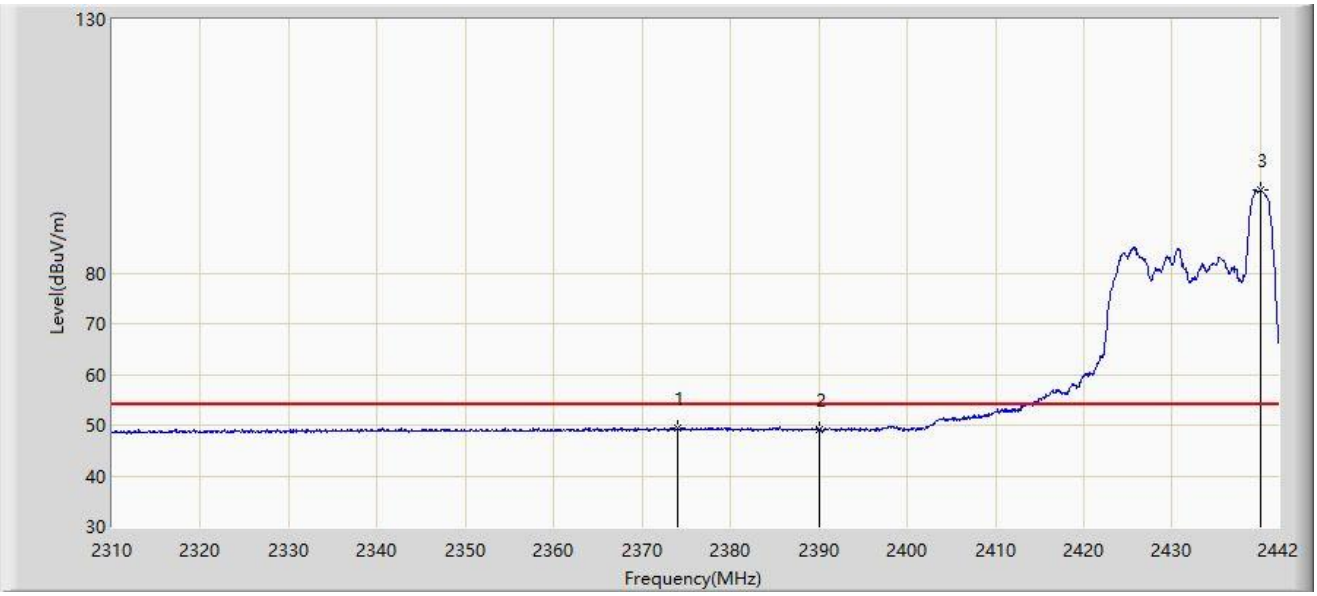

No	Mark	Frequency (MHz)	Measure Level (dBμV/m)	Reading Level (dBμV)	Margin (dB)	Limit (dBμV/m)	Factor (dB/m)	Type
1	*	2373.954	49.495	14.430	-4.505	54.000	35.065	AV
2		2390.000	49.043	14.011	-4.957	54.000	35.031	AV
3		2440.020	96.436	61.284	N/A	N/A	35.152	AV

Note 1: " * ", means this data is the worst emission level.

Note 2: Measure Level (dBμV/m) = Reading Level (dBμV) + Factor (dB/m).

Note 3: Factor (dB/m) = Cable Loss (dB) + Antenna Factor (dB/m).

Site: NS-AC1	Test Date: 2023-03-21
Limit: FCC_Part15_Band Edge(3m)	Engineer: Ted Chen
Probe: WZ_Horn 3117_1-18GHz	Polarity: Horizontal
EUT: Tablet Computer	Power: By Battery
Test Mode: Transmit by 802.11ax-HE40-26 Tone RU 17 at 2452MHz	

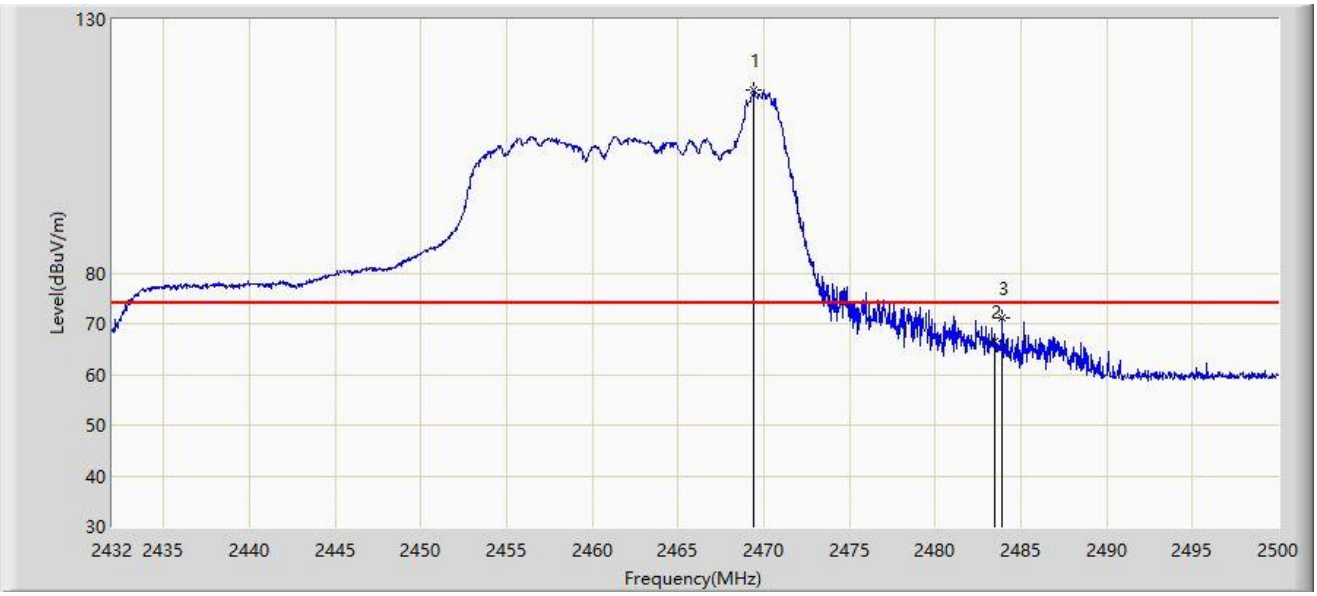

No	Mark	Frequency (MHz)	Measure Level (dBμV/m)	Reading Level (dBμV)	Margin (dB)	Limit (dBμV/m)	Factor (dB/m)	Type
1		2469.400	116.116	80.890	N/A	N/A	35.226	PK
2		2483.500	66.653	31.449	-7.347	74.000	35.204	PK
3	*	2483.918	71.208	36.003	-2.792	74.000	35.205	PK

Note 1: " * ", means this data is the worst emission level.

Note 2: Measure Level (dBμV/m) = Reading Level (dBμV) + Factor (dB/m).

Note 3: Factor (dB/m) = Cable Loss (dB) + Antenna Factor (dB/m).

Site: NS-AC1	Test Date: 2023-03-21
Limit: FCC_Part15_Band Edge(3m)	Engineer: Ted Chen
Probe: WZ_Horn 3117_1-18GHz	Polarity: Horizontal
EUT: Tablet Computer	Power: By Battery
Test Mode: Transmit by 802.11ax-HE40-26 Tone RU 17 at 2452MHz	

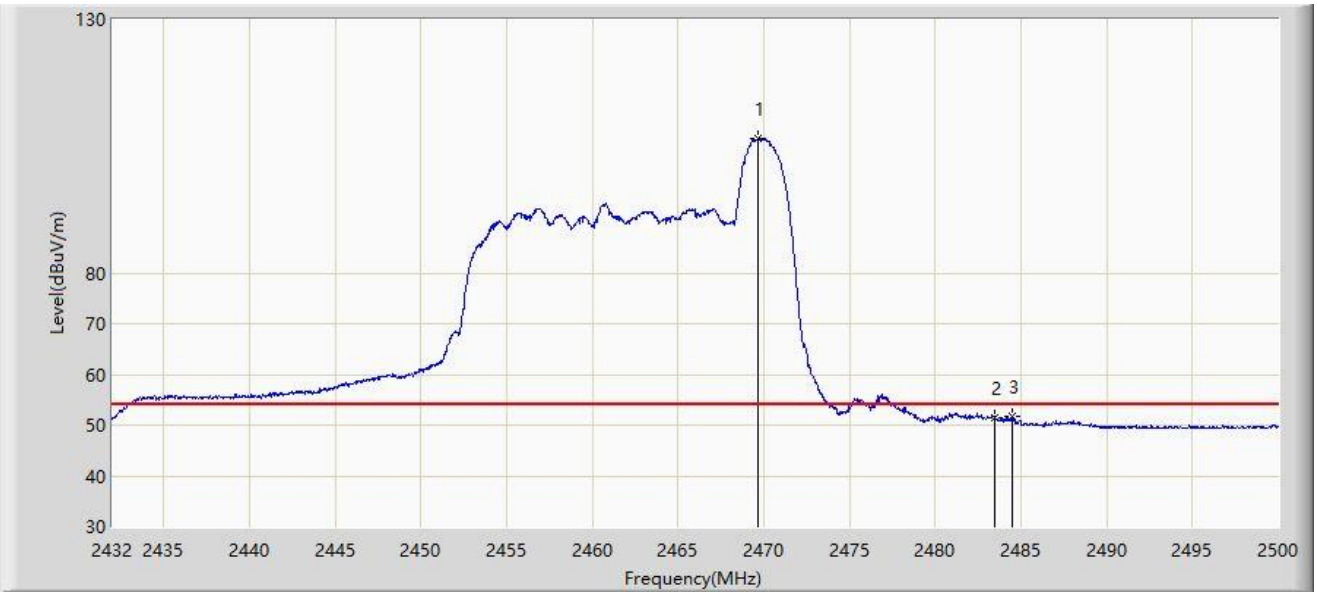

No	Mark	Frequency (MHz)	Measure Level (dBμV/m)	Reading Level (dBμV)	Margin (dB)	Limit (dBμV/m)	Factor (dB/m)	Type
1		2469.638	106.494	71.269	N/A	N/A	35.225	AV
2		2483.500	51.412	16.208	-2.588	54.000	35.204	AV
3	*	2484.462	51.653	16.446	-2.347	54.000	35.206	AV

Note 1: " * ", means this data is the worst emission level.

Note 2: Measure Level (dBμV/m) = Reading Level (dBμV) + Factor (dB/m).

Note 3: Factor (dB/m) = Cable Loss (dB) + Antenna Factor (dB/m).

Site: NS-AC1	Test Date: 2023-03-21
Limit: FCC_Part15_Band Edge(3m)	Engineer: Ted Chen
Probe: WZ_Horn 3117_1-18GHz	Polarity: Vertical
EUT: Tablet Computer	Power: By Battery
Test Mode: Transmit by 802.11ax-HE40-26 Tone RU 17 at 2452MHz	

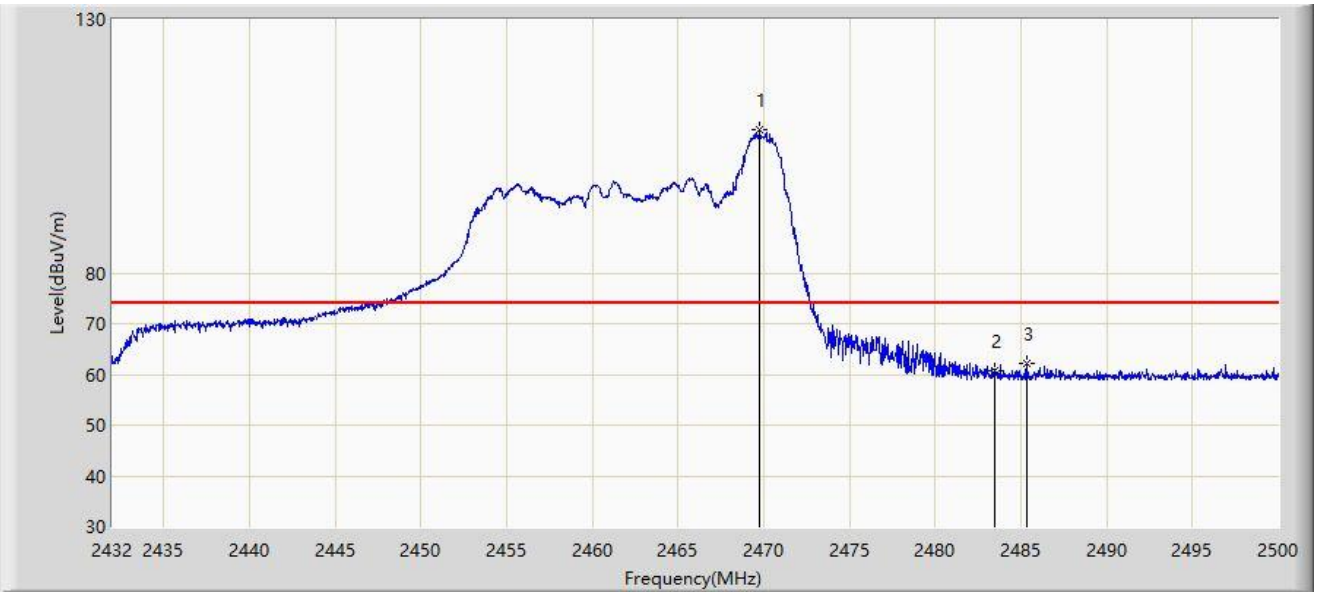

No	Mark	Frequency (MHz)	Measure Level (dBμV/m)	Reading Level (dBμV)	Margin (dB)	Limit (dBμV/m)	Factor (dB/m)	Type
1		2469.774	108.155	72.930	N/A	N/A	35.225	PK
2		2483.500	60.842	25.638	-13.158	74.000	35.204	PK
3	*	2485.380	62.152	26.943	-11.848	74.000	35.209	PK

Note 1: " * ", means this data is the worst emission level.

Note 2: Measure Level (dBμV/m) = Reading Level (dBμV) + Factor (dB/m).

Note 3: Factor (dB/m) = Cable Loss (dB) + Antenna Factor (dB/m).

Site: NS-AC1	Test Date: 2023-03-21
Limit: FCC_Part15_Band Edge(3m)	Engineer: Ted Chen
Probe: WZ_Horn 3117_1-18GHz	Polarity: Vertical
EUT: Tablet Computer	Power: By Battery
Test Mode: Transmit by 802.11ax-HE40-26 Tone RU 17 at 2452MHz	

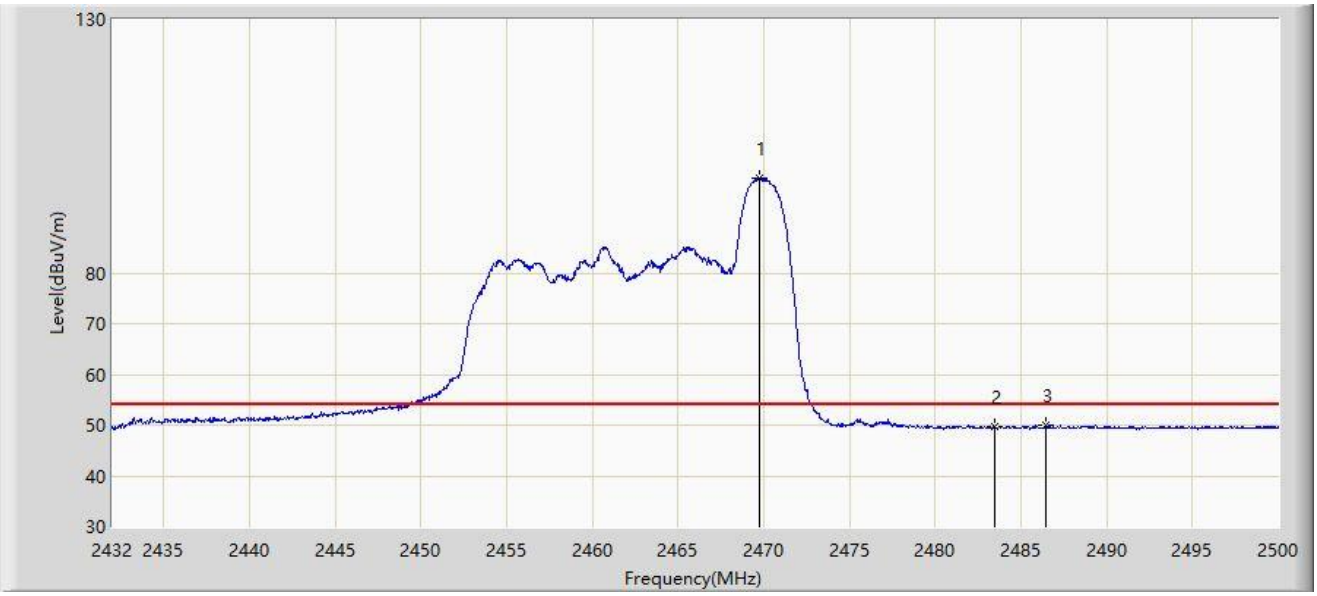

No	Mark	Frequency (MHz)	Measure Level (dBμV/m)	Reading Level (dBμV)	Margin (dB)	Limit (dBμV/m)	Factor (dB/m)	Type
1		2469.740	98.795	63.570	N/A	N/A	35.225	AV
2		2483.500	49.621	14.417	-4.379	54.000	35.204	AV
3	*	2486.434	49.981	14.769	-4.019	54.000	35.212	AV

Note 1: " * ", means this data is the worst emission level.

Note 2: Measure Level (dBμV/m) = Reading Level (dBμV) + Factor (dB/m).

Note 3: Factor (dB/m) = Cable Loss (dB) + Antenna Factor (dB/m).

Site: NS-AC1	Test Date: 2023-03-21
Limit: FCC_Part15_Band Edge(3m)	Engineer: Ted Chen
Probe: WZ_Horn 3117_1-18GHz	Polarity: Horizontal
EUT: Tablet Computer	Power: By Battery
Test Mode: Transmit by 802.11ax-HE40-484 Tone RU 65 at 2422MHz	

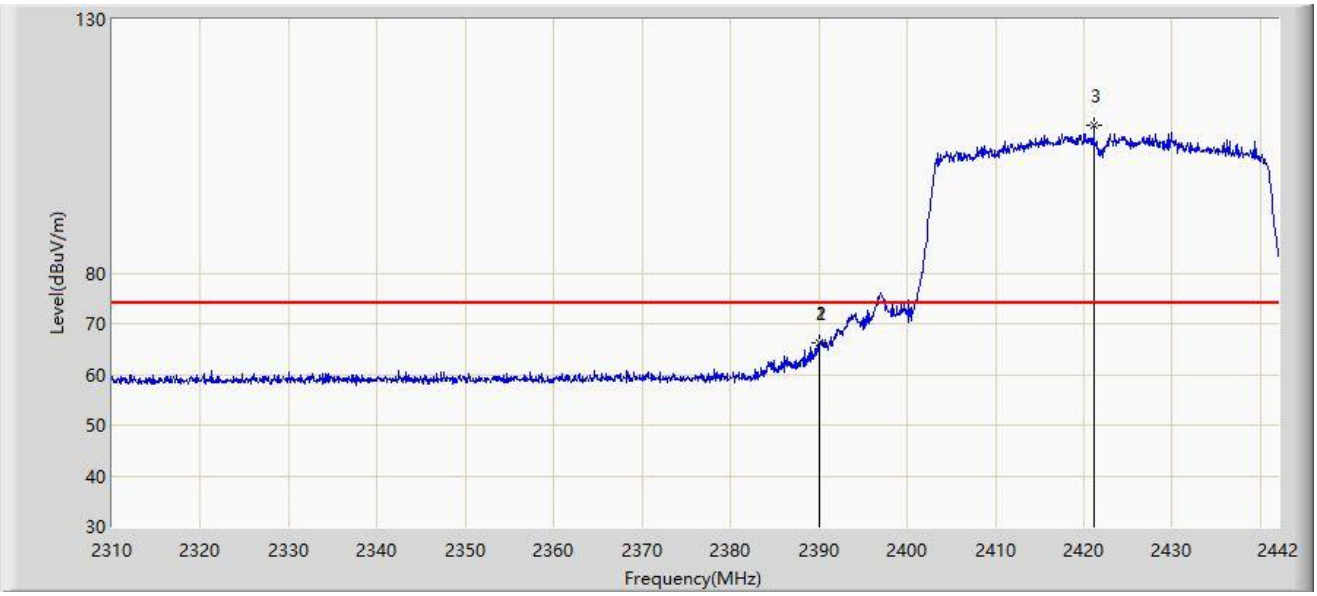

No	Mark	Frequency (MHz)	Measure Level (dBμV/m)	Reading Level (dBμV)	Margin (dB)	Limit (dBμV/m)	Factor (dB/m)	Type
1	*	2389.992	66.240	31.208	-7.760	74.000	35.031	PK
2		2390.000	66.152	31.120	-7.848	74.000	35.031	PK
3		2421.144	109.065	73.998	N/A	N/A	35.067	PK

Note 1: " * ", means this data is the worst emission level.

Note 2: Measure Level (dBμV/m) = Reading Level (dBμV) + Factor (dB/m).

Note 3: Factor (dB/m) = Cable Loss (dB) + Antenna Factor (dB/m).

Site: NS-AC1	Test Date: 2023-03-21
Limit: FCC_Part15_Band Edge(3m)	Engineer: Ted Chen
Probe: WZ_Horn 3117_1-18GHz	Polarity: Horizontal
EUT: Tablet Computer	Power: By Battery
Test Mode: Transmit by 802.11ax-HE40-484 Tone RU 65 at 2422MHz	

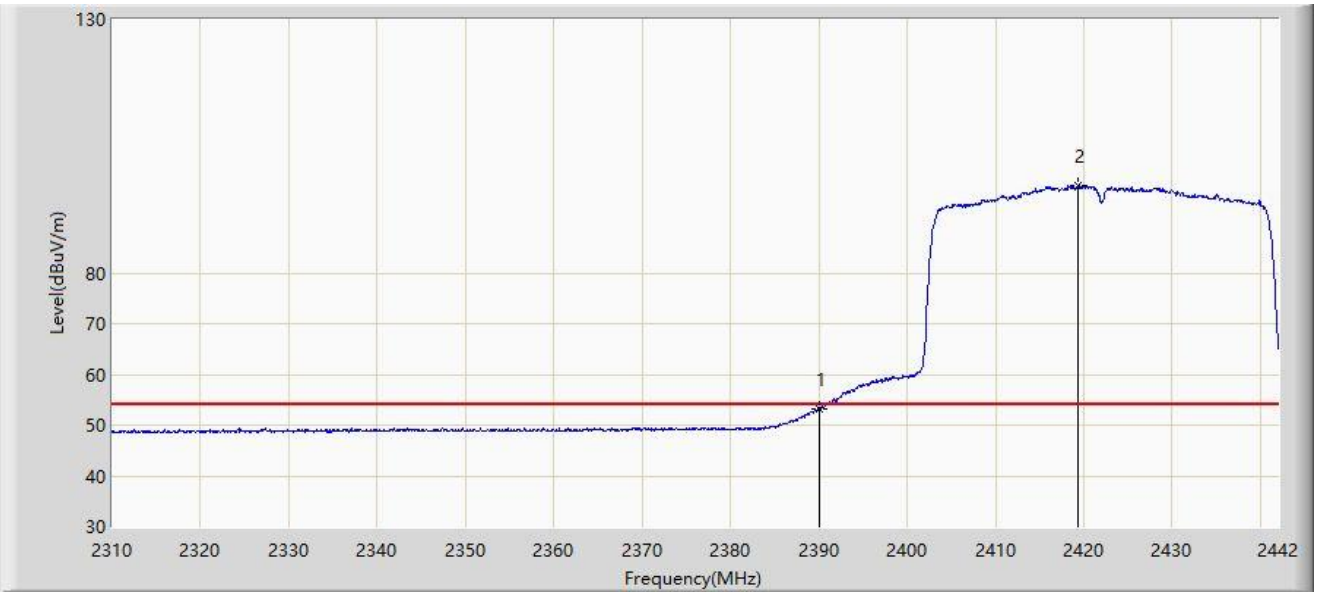

No	Mark	Frequency (MHz)	Measure Level (dBμV/m)	Reading Level (dBμV)	Margin (dB)	Limit (dBμV/m)	Factor (dB/m)	Type
1	*	2390.000	53.303	18.271	-0.697	54.000	35.031	AV
2		2419.362	97.190	62.115	N/A	N/A	35.075	AV

Note 1: " * ", means this data is the worst emission level.

Note 2: Measure Level (dBμV/m) = Reading Level (dBμV) + Factor (dB/m).

Note 3: Factor (dB/m) = Cable Loss (dB) + Antenna Factor (dB/m).

Site: NS-AC1	Test Date: 2023-03-21
Limit: FCC_Part15_Band Edge(3m)	Engineer: Ted Chen
Probe: WZ_Horn 3117_1-18GHz	Polarity: Vertical
EUT: Tablet Computer	Power: By Battery
Test Mode: Transmit by 802.11ax-HE40-484 Tone RU 65 at 2422MHz	

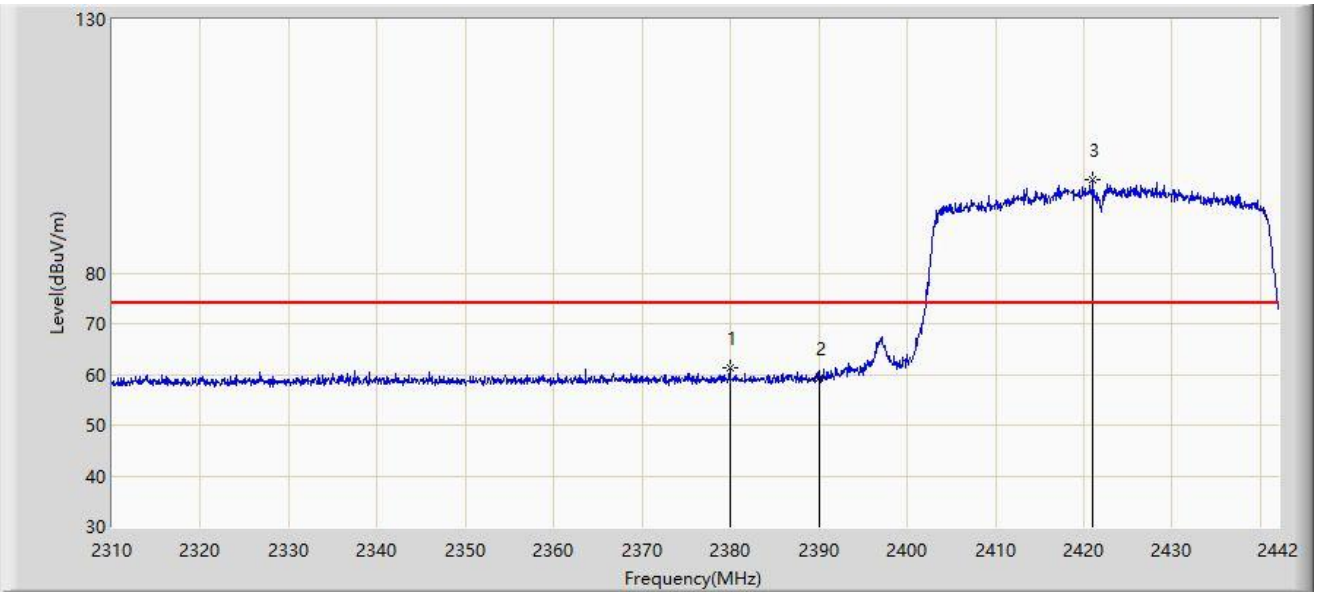

No	Mark	Frequency (MHz)	Measure Level (dBμV/m)	Reading Level (dBμV)	Margin (dB)	Limit (dBμV/m)	Factor (dB/m)	Type
1	*	2379.894	61.208	26.119	-12.792	74.000	35.089	PK
2		2390.000	59.358	24.326	-14.642	74.000	35.031	PK
3		2421.012	98.447	63.379	N/A	N/A	35.068	PK

Note 1: " * ", means this data is the worst emission level.

Note 2: Measure Level (dBμV/m) = Reading Level (dBμV) + Factor (dB/m).

Note 3: Factor (dB/m) = Cable Loss (dB) + Antenna Factor (dB/m).

Site: NS-AC1	Test Date: 2023-03-21
Limit: FCC_Part15_Band Edge(3m)	Engineer: Ted Chen
Probe: WZ_Horn 3117_1-18GHz	Polarity: Vertical
EUT: Tablet Computer	Power: By Battery
Test Mode: Transmit by 802.11ax-HE40-484 Tone RU 65 at 2422MHz	

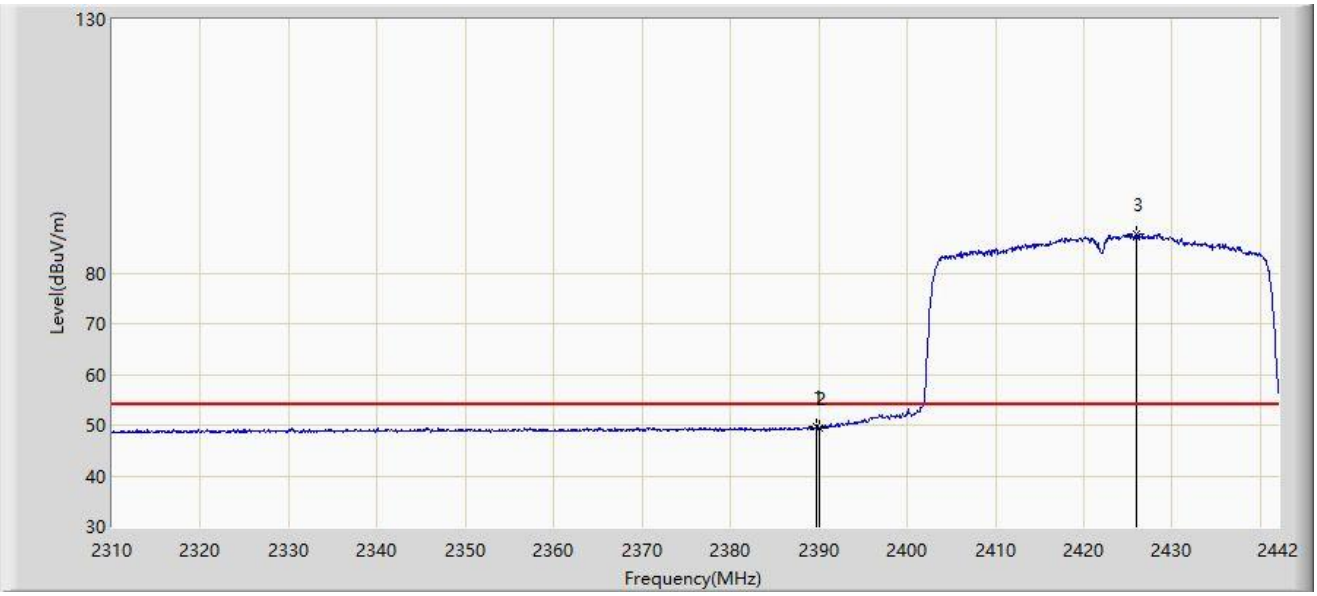

No	Mark	Frequency (MHz)	Measure Level (dBμV/m)	Reading Level (dBμV)	Margin (dB)	Limit (dBμV/m)	Factor (dB/m)	Type
1	*	2389.794	49.609	14.576	-4.391	54.000	35.033	AV
2		2390.000	49.467	14.435	-4.533	54.000	35.031	AV
3		2425.896	87.658	52.610	N/A	N/A	35.049	AV

Note 1: " * ", means this data is the worst emission level.

Note 2: Measure Level (dBμV/m) = Reading Level (dBμV) + Factor (dB/m).

Note 3: Factor (dB/m) = Cable Loss (dB) + Antenna Factor (dB/m).

Site: NS-AC1	Test Date: 2023-03-21
Limit: FCC_Part15_Band Edge(3m)	Engineer: Ted Chen
Probe: WZ_Horn 3117_1-18GHz	Polarity: Horizontal
EUT: Tablet Computer	Power: By Battery
Test Mode: Transmit by 802.11ax-HE40-484 Tone RU 65 at 2452MHz	

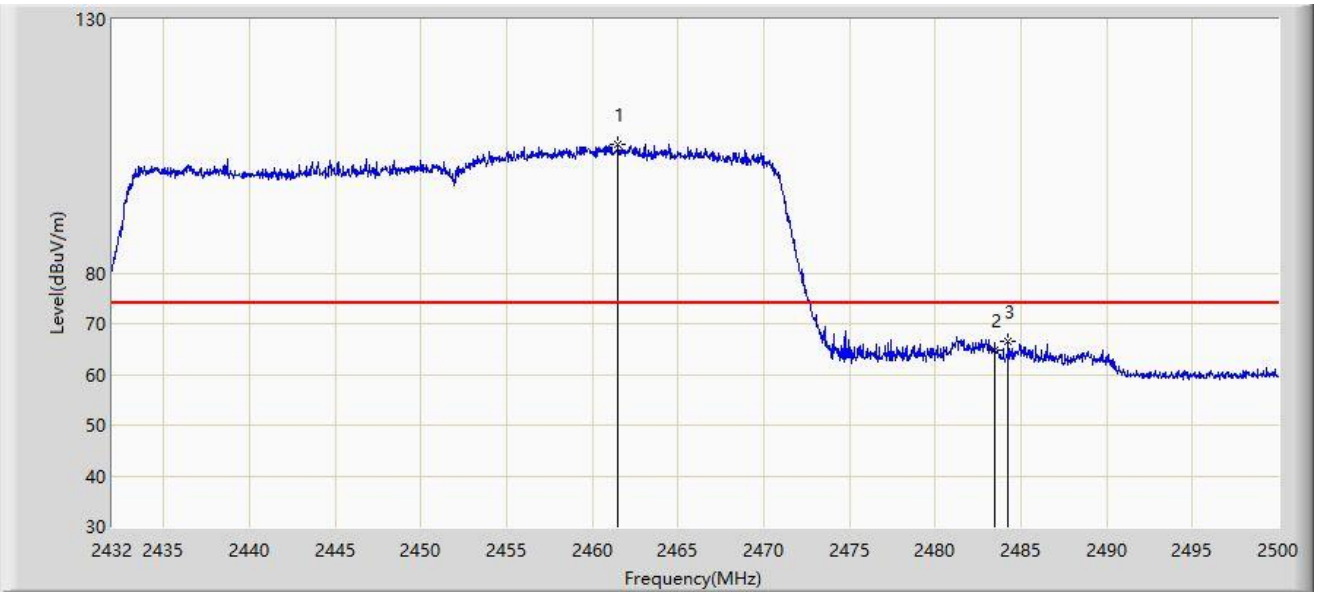

No	Mark	Frequency (MHz)	Measure Level (dBμV/m)	Reading Level (dBμV)	Margin (dB)	Limit (dBμV/m)	Factor (dB/m)	Type
1		2461.478	105.452	70.202	N/A	N/A	35.250	PK
2		2483.500	64.795	29.591	-9.205	74.000	35.204	PK
3	*	2484.258	66.447	31.241	-7.553	74.000	35.206	PK

Note 1: " * ", means this data is the worst emission level.

Note 2: Measure Level (dBμV/m) = Reading Level (dBμV) + Factor (dB/m).

Note 3: Factor (dB/m) = Cable Loss (dB) + Antenna Factor (dB/m).

Site: NS-AC1	Test Date: 2023-03-21
Limit: FCC_Part15_Band Edge(3m)	Engineer: Ted Chen
Probe: WZ_Horn 3117_1-18GHz	Polarity: Horizontal
EUT: Tablet Computer	Power: By Battery
Test Mode: Transmit by 802.11ax-HE40-484 Tone RU 65 at 2452MHz	

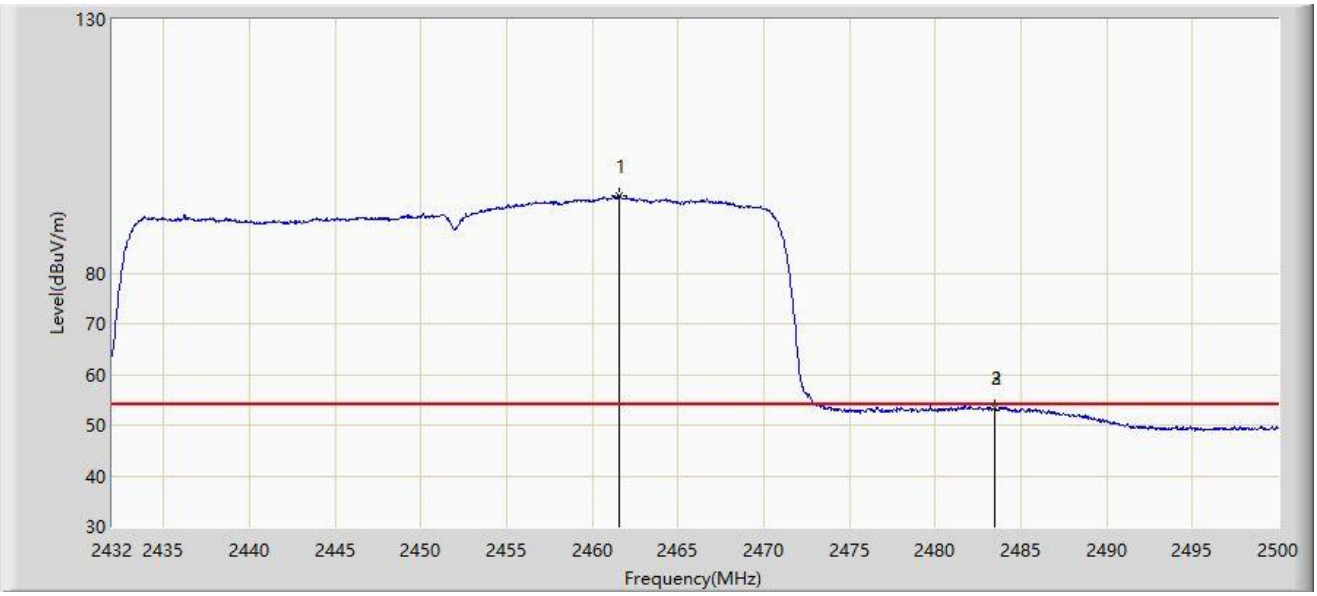

No	Mark	Frequency (MHz)	Measure Level (dBμV/m)	Reading Level (dBμV)	Margin (dB)	Limit (dBμV/m)	Factor (dB/m)	Type
1		2461.580	95.271	60.020	N/A	N/A	35.251	AV
2		2483.500	53.383	18.179	-0.617	54.000	35.204	AV
3	*	2483.510	53.404	18.200	-0.596	54.000	35.205	AV

Note 1: " * ", means this data is the worst emission level.

Note 2: Measure Level (dBμV/m) = Reading Level (dBμV) + Factor (dB/m).

Note 3: Factor (dB/m) = Cable Loss (dB) + Antenna Factor (dB/m).

Site: NS-AC1	Test Date: 2023-03-21
Limit: FCC_Part15_Band Edge(3m)	Engineer: Ted Chen
Probe: WZ_Horn 3117_1-18GHz	Polarity: Vertical
EUT: Tablet Computer	Power: By Battery
Test Mode: Transmit by 802.11ax-HE40-484 Tone RU 65 at 2452MHz	

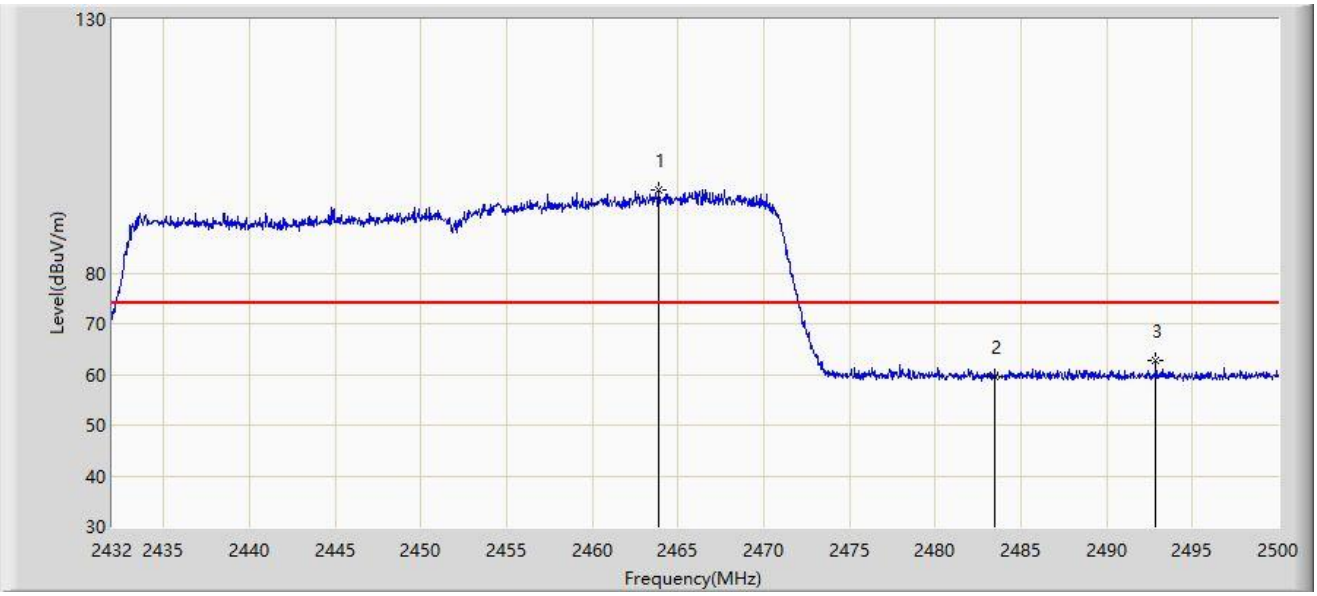

No	Mark	Frequency (MHz)	Measure Level (dBμV/m)	Reading Level (dBμV)	Margin (dB)	Limit (dBμV/m)	Factor (dB/m)	Type
1		2463.858	96.353	61.108	N/A	N/A	35.246	PK
2		2483.500	59.621	24.417	-14.379	74.000	35.204	PK
3	*	2492.860	62.707	27.477	-11.293	74.000	35.230	PK

Note 1: " * ", means this data is the worst emission level.

Note 2: Measure Level (dBμV/m) = Reading Level (dBμV) + Factor (dB/m).

Note 3: Factor (dB/m) = Cable Loss (dB) + Antenna Factor (dB/m).

Site: NS-AC1	Test Date: 2023-03-21
Limit: FCC_Part15_Band Edge(3m)	Engineer: Ted Chen
Probe: WZ_Horn 3117_1-18GHz	Polarity: Vertical
EUT: Tablet Computer	Power: By Battery
Test Mode: Transmit by 802.11ax-HE40-484 Tone RU 65 at 2452MHz	

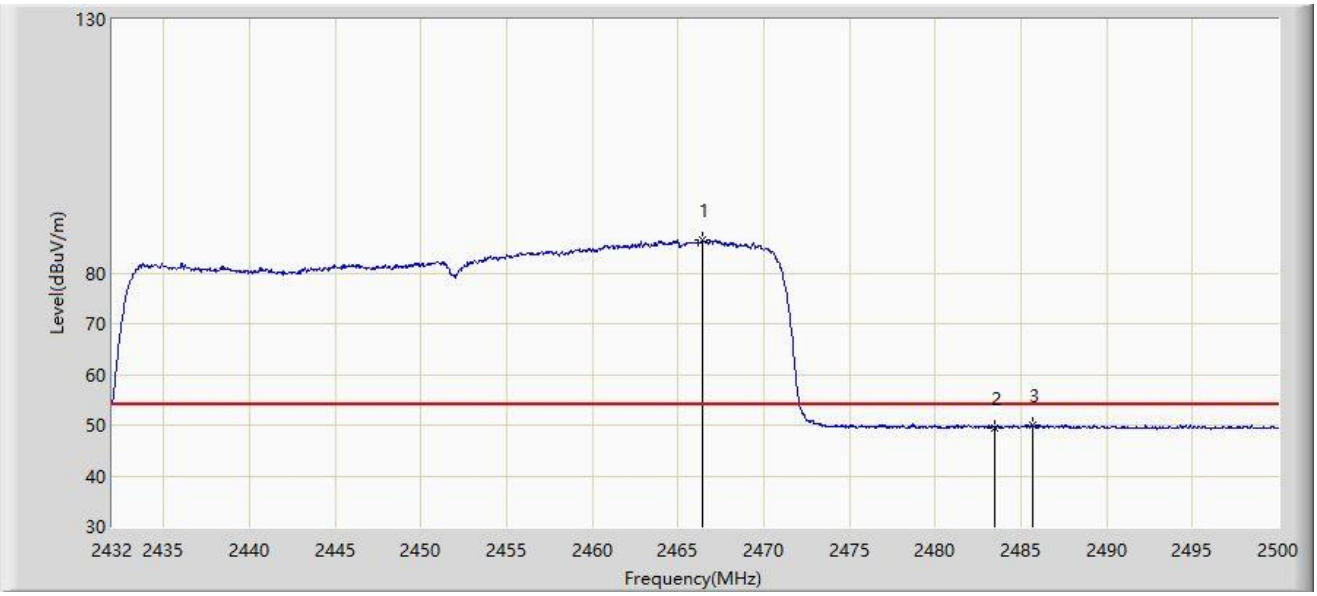

No	Mark	Frequency (MHz)	Measure Level (dBμV/m)	Reading Level (dBμV)	Margin (dB)	Limit (dBμV/m)	Factor (dB/m)	Type
1		2466.408	86.439	51.203	N/A	N/A	35.236	AV
2		2483.500	49.535	14.331	-4.465	54.000	35.204	AV
3	*	2485.652	50.060	14.850	-3.940	54.000	35.210	AV

Note 1: " * ", means this data is the worst emission level.

Note 2: Measure Level (dBμV/m) = Reading Level (dBμV) + Factor (dB/m).

Note 3: Factor (dB/m) = Cable Loss (dB) + Antenna Factor (dB/m).

A.8 AC Conducted Emissions Test Result

Site: NS-SR2	Test Date: 2023-03-28
Limit: FCC_Part15.207_CE_AC Power	Engineer: Flag Yang
Probe: ENV216_102493_0.15MHz~30MHz	Polarity: Line
EUT: Tablet Computer	Power: AC 120V/60Hz
Test Mode: Transmit by 802.11n-HT20 at channel 2437MHz	

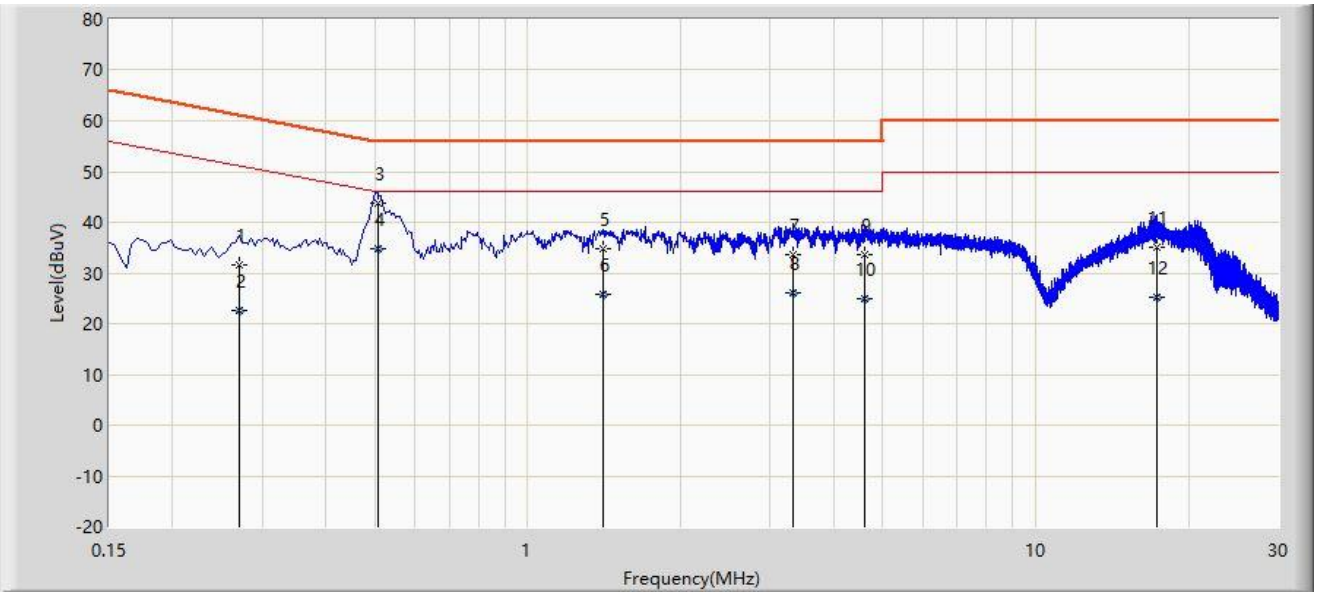

No	Mark	Frequency (MHz)	Measure Level (dBμV)	Reading Level (dBμV)	Margin (dB)	Limit (dBμV)	Factor (dB)	Type
1		0.270	31.723	22.176	-29.395	61.118	9.547	QP
2		0.270	22.753	13.206	-28.365	51.118	9.547	AV
3		0.506	43.837	34.269	-12.163	56.000	9.569	QP
4	*	0.506	34.756	25.187	-11.244	46.000	9.569	AV
5		1.406	34.854	25.248	-21.146	56.000	9.605	QP
6		1.406	25.768	16.163	-20.232	46.000	9.605	AV
7		3.326	33.762	24.108	-22.238	56.000	9.653	QP
8		3.326	26.057	16.404	-19.943	46.000	9.653	AV
9		4.602	33.607	23.926	-22.393	56.000	9.681	QP
10		4.602	24.822	15.141	-21.178	46.000	9.681	AV
11		17.270	35.024	25.044	-24.976	60.000	9.981	QP
12		17.270	25.211	15.231	-24.789	50.000	9.981	AV

Note 1: " * ", means this data is the worst emission level.

Note 2: Measure Level (dBμV) = Reading Level (dBμV) + Factor (dB).

Note 3: Factor (dB) = Cable Loss (dB) + LISN Factor (dB).

Site: NS-SR2	Test Date: 2023-03-28
Limit: FCC_Part15.207_CE_AC Power	Engineer: Flag Yang
Probe: ENV216_102493_0.15MHz~30MHz	Polarity: Neutral
EUT: Tablet Computer	Power: AC 120V/60Hz
Test Mode: Transmit by 802.11n-HT20 at channel 2437MHz	

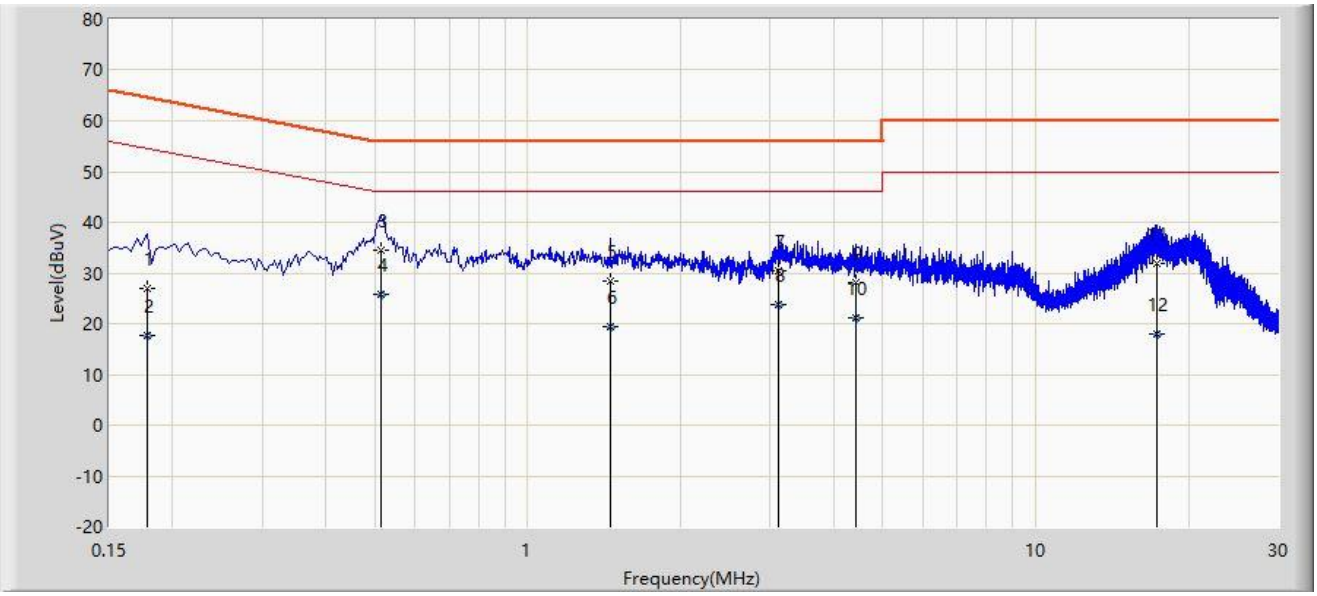

No	Mark	Frequency (MHz)	Measure Level (dBμV)	Reading Level (dBμV)	Margin (dB)	Limit (dBμV)	Factor (dB)	Type
1		0.178	26.957	17.396	-37.621	64.578	9.561	QP
2		0.178	17.817	8.256	-36.762	54.578	9.561	AV
3		0.514	34.362	24.802	-21.638	56.000	9.560	QP
4	*	0.514	25.878	16.318	-20.122	46.000	9.560	AV
5		1.454	28.352	18.744	-27.648	56.000	9.607	QP
6		1.454	19.376	9.768	-26.624	46.000	9.607	AV
7		3.118	30.369	20.720	-25.631	56.000	9.649	QP
8		3.118	23.776	14.127	-22.224	46.000	9.649	AV
9		4.414	28.071	18.394	-27.929	56.000	9.677	QP
10		4.414	21.170	11.493	-24.830	46.000	9.677	AV
11		17.302	31.922	21.979	-28.078	60.000	9.943	QP
12		17.302	18.083	8.140	-31.917	50.000	9.943	AV

Note 1: " * ", means this data is the worst emission level.

Note 2: Measure Level (dBμV) = Reading Level (dBμV) + Factor (dB).

Note 3: Factor (dB) = Cable Loss (dB) + LISN Factor (dB).

Appendix B - Test Setup Photograph

Refer to “2301RSU043-UT” file.

Appendix C - EUT Photograph

Refer to “2301RSU043 file.

The End