Site	WJ-AC1	Test Date	2025-05-12
Temperature	23.3 °C	Humidity	44.5 %
Limit	FCC_Part 15.407_Band Edge (3m)	Test Engineer	Carl Jiang
Factor	Horn 3117_06257	Polarity	Vertical
EUT	Tablet Computer	Test Voltage	By Battery
Test Mode	Transmit by 802.11ax-HE80 at 5775MHz		

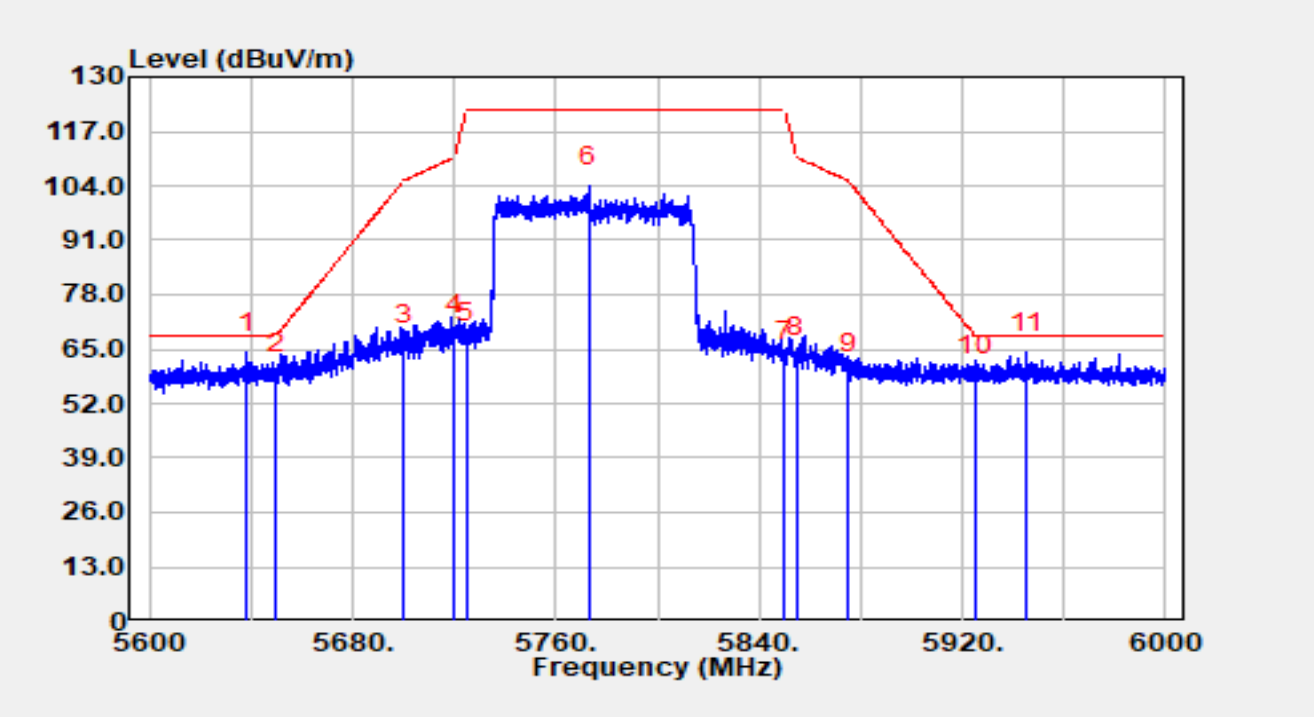

No	Mark	Frequency (MHz)	Reading (dBμV)	C.F (dB/m)	Measurement (dBμV/m)	Margin (dB)	Limit (dBμV/m)	Detector
1		5638.520	38.08	25.98	64.06	-4.14	68.20	Peak
2		5650.000	32.92	26.12	59.04	-9.16	68.20	Peak
3		5700.000	39.45	26.36	65.81	-39.39	105.20	Peak
4		5720.000	41.82	26.54	68.36	-42.44	110.80	Peak
5		5725.000	39.97	26.52	66.50	-55.70	122.20	Peak
6		5773.040	77.20	26.79	103.99	N/A	N/A	Peak
7		5850.000	34.80	27.08	61.88	-60.32	122.20	Peak
8		5855.000	36.10	27.12	63.22	-47.58	110.80	Peak
9		5875.000	31.63	27.51	59.14	-46.06	105.20	Peak
10		5925.000	30.77	27.73	58.49	-9.71	68.20	Peak
11	*	5945.440	36.42	27.68	64.10	-4.10	68.20	Peak

Notes:

1. " * ", means this data is the worst emission level.

2. C.F (dB/m) = Antenna Factor (dB/m) + Cable Loss (dB) + Attenuation (dB) - AMP (dB).

3. Measurement (dBμV/m) = Reading (dBμV) + C.F (dB/m).

Partial RU

Site	WZ-AC1	Test Date	2025-05-15
Temperature	24.8 °C	Humidity	50.8 %
Limit	FCC_5G_RE (3m)	Test Engineer	Ajin Fan
Factor	BBHA 9120D_01167	Polarity	Horizontal
EUT	Tablet Computer	Test Voltage	By Battery
Test Mode	Transmit by 802.11ax-HE20 at 5180MHz RU26/0		

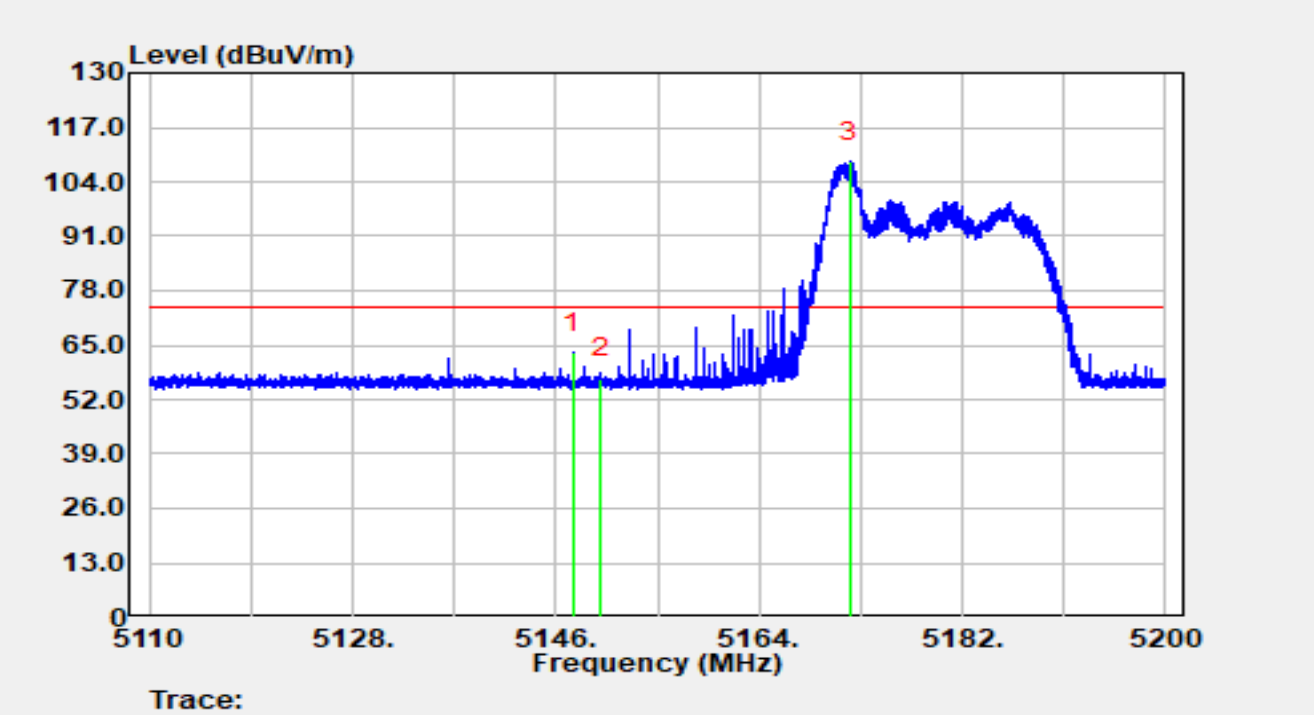

No	Mark	Frequency (MHz)	Reading (dBμV)	C.F (dB/m)	Measurement (dBμV/m)	Margin (dB)	Limit (dBμV/m)	Detector
1	*	5147.52	43.12	20.14	63.25	-10.75	74.00	Peak
2		5150.00	36.97	20.14	57.11	-16.89	74.00	Peak
3		5172.09	88.90	20.00	108.90	N/A	N/A	Peak

Notes:

1. " * ", means this data is the worst emission level.

2. C.F (dB/m) = Antenna Factor (dB/m) + Cable Loss (dB) + Attenuation (dB) - AMP (dB).

3. Measurement (dBμV/m) = Reading (dBμV) + C.F (dB/m).

Site	WZ-AC1	Test Date	2025-05-15
Temperature	24.8 °C	Humidity	50.8 %
Limit	FCC_5G_RE (3m)	Test Engineer	Ajin Fan
Factor	BBHA 9120D_01167	Polarity	Horizontal
EUT	Tablet Computer	Test Voltage	By Battery
Test Mode	Transmit by 802.11ax-HE20 at 5180MHz RU26/0		

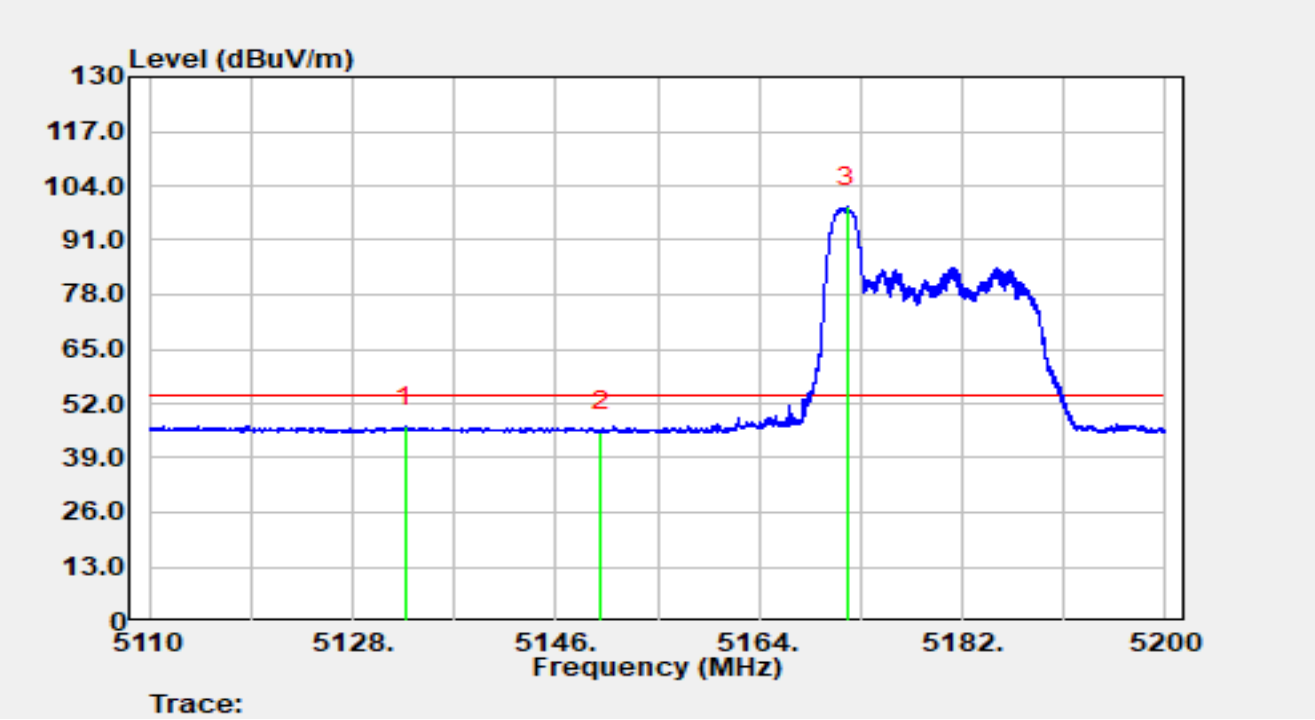

No	Mark	Frequency (MHz)	Reading (dBμV)	C.F (dB/m)	Measurement (dBμV/m)	Margin (dB)	Limit (dBμV/m)	Detector
1	*	5132.61	26.19	20.17	46.36	-7.64	54.00	Average
2		5150.00	25.21	20.14	45.35	-8.65	54.00	Average
3		5171.76	78.86	20.00	98.86	N/A	N/A	Average

Notes:

1. " * ", means this data is the worst emission level.

2. C.F (dB/m) = Antenna Factor (dB/m) + Cable Loss (dB) + Attenuation (dB) - AMP (dB).

3. Measurement (dBμV/m) = Reading (dBμV) + C.F (dB/m).

Site	WZ-AC1	Test Date	2025-05-15
Temperature	24.8 °C	Humidity	50.8 %
Limit	FCC_5G_RE (3m)	Test Engineer	Ajin Fan
Factor	BBHA 9120D_01167	Polarity	Vertical
EUT	Tablet Computer	Test Voltage	By Battery
Test Mode	Transmit by 802.11ax-HE20 at 5180MHz RU26/0		

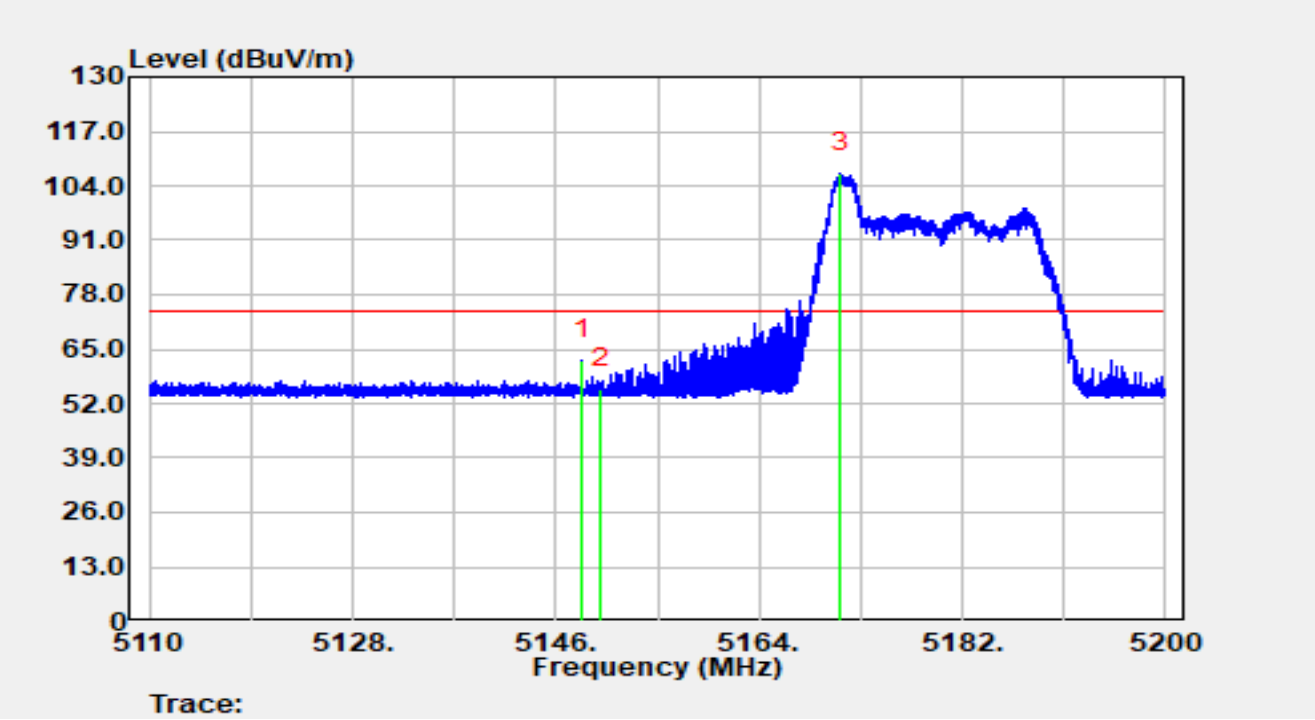

No	Mark	Frequency (MHz)	Reading (dBμV)	C.F (dB/m)	Measurement (dBμV/m)	Margin (dB)	Limit (dBμV/m)	Detector
1	*	5148.30	42.34	20.14	62.48	-11.52	74.00	Peak
2		5150.00	35.45	20.14	55.59	-18.41	74.00	Peak
3		5171.26	86.96	20.00	106.96	N/A	N/A	Peak

Notes:

1. " * ", means this data is the worst emission level.

2. C.F (dB/m) = Antenna Factor (dB/m) + Cable Loss (dB) + Attenuation (dB) - AMP (dB).

3. Measurement (dBμV/m) = Reading (dBμV) + C.F (dB/m).

Site	WZ-AC1	Test Date	2025-05-15
Temperature	24.8 °C	Humidity	50.8 %
Limit	FCC_5G_RE (3m)	Test Engineer	Ajin Fan
Factor	BBHA 9120D_01167	Polarity	Vertical
EUT	Tablet Computer	Test Voltage	By Battery
Test Mode	Transmit by 802.11ax-HE20 at 5180MHz RU26/0		

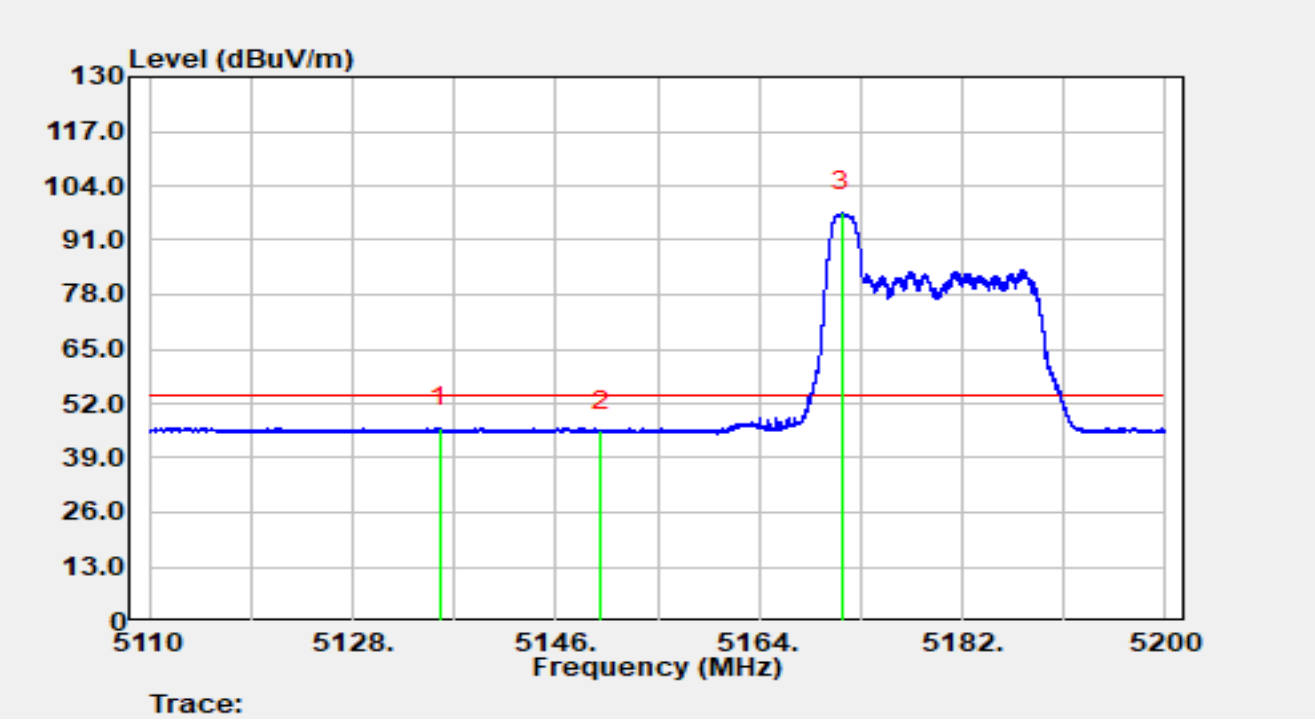

No	Mark	Frequency (MHz)	Reading (dBμV)	C.F (dB/m)	Measurement (dBμV/m)	Margin (dB)	Limit (dBμV/m)	Detector
1	*	5135.70	26.04	20.16	46.20	-7.80	54.00	Average
2		5150.00	25.35	20.14	45.49	-8.51	54.00	Average
3		5171.33	77.73	20.00	97.73	N/A	N/A	Average

Notes:

1. " * ", means this data is the worst emission level.

2. C.F (dB/m) = Antenna Factor (dB/m) + Cable Loss (dB) + Attenuation (dB) - AMP (dB).

3. Measurement (dBμV/m) = Reading (dBμV) + C.F (dB/m).

Site	WZ-AC1	Test Date	2025-05-15
Temperature	24.8 °C	Humidity	50.8 %
Limit	FCC_5G_RE (3m)	Test Engineer	Ajin Fan
Factor	BBHA 9120D_01167	Polarity	Horizontal
EUT	Tablet Computer	Test Voltage	By Battery
Test Mode	Transmit by 802.11ax-HE20 at 5180MHz RU52/37		

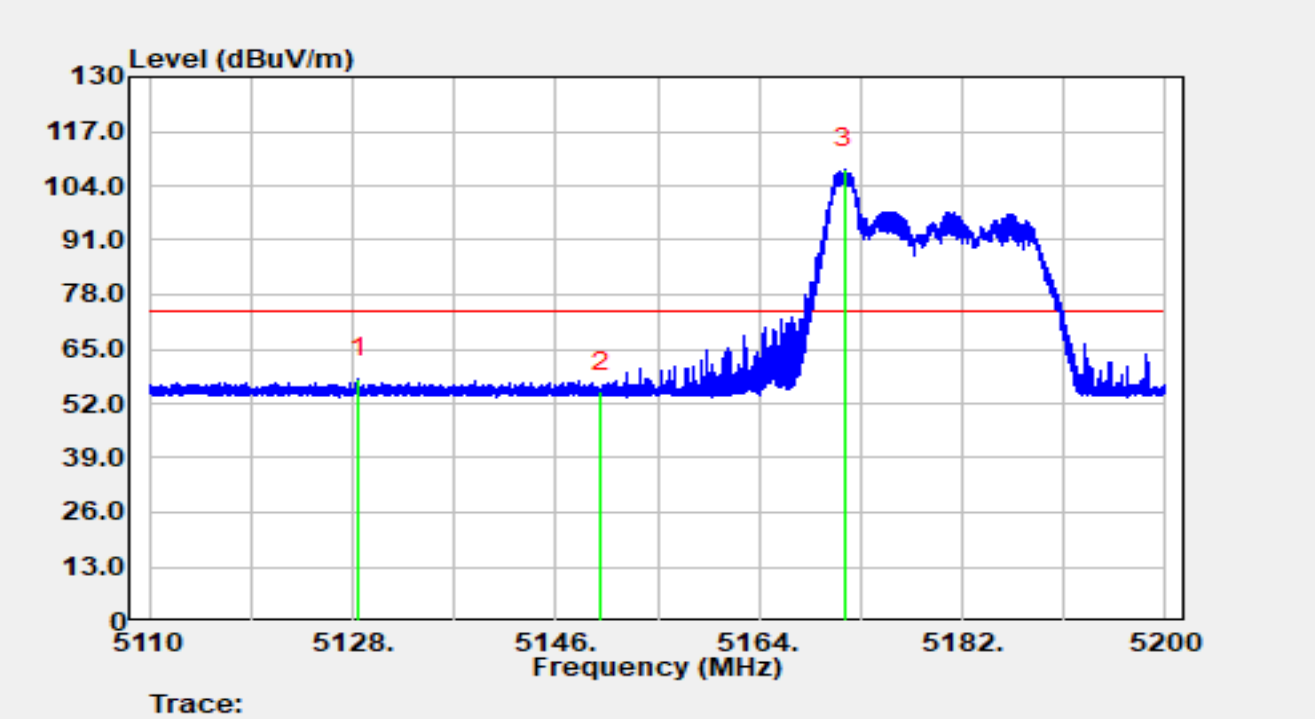

No	Mark	Frequency (MHz)	Reading (dBμV)	C.F (dB/m)	Measurement (dBμV/m)	Margin (dB)	Limit (dBμV/m)	Detector
1	*	5128.49	37.76	20.21	57.97	-16.03	74.00	Peak
2		5150.00	34.63	20.14	54.76	-19.24	74.00	Peak
3		5171.52	87.92	20.00	107.93	N/A	N/A	Peak

Notes:

1. " * ", means this data is the worst emission level.

2. C.F (dB/m) = Antenna Factor (dB/m) + Cable Loss (dB) + Attenuation (dB) - AMP (dB).

3. Measurement (dBμV/m) = Reading (dBμV) + C.F (dB/m).

Site	WZ-AC1	Test Date	2025-05-15
Temperature	24.8 °C	Humidity	50.8 %
Limit	FCC_5G_RE (3m)	Test Engineer	Ajin Fan
Factor	BBHA 9120D_01167	Polarity	Horizontal
EUT	Tablet Computer	Test Voltage	By Battery
Test Mode	Transmit by 802.11ax-HE20 at 5180MHz RU52/37		

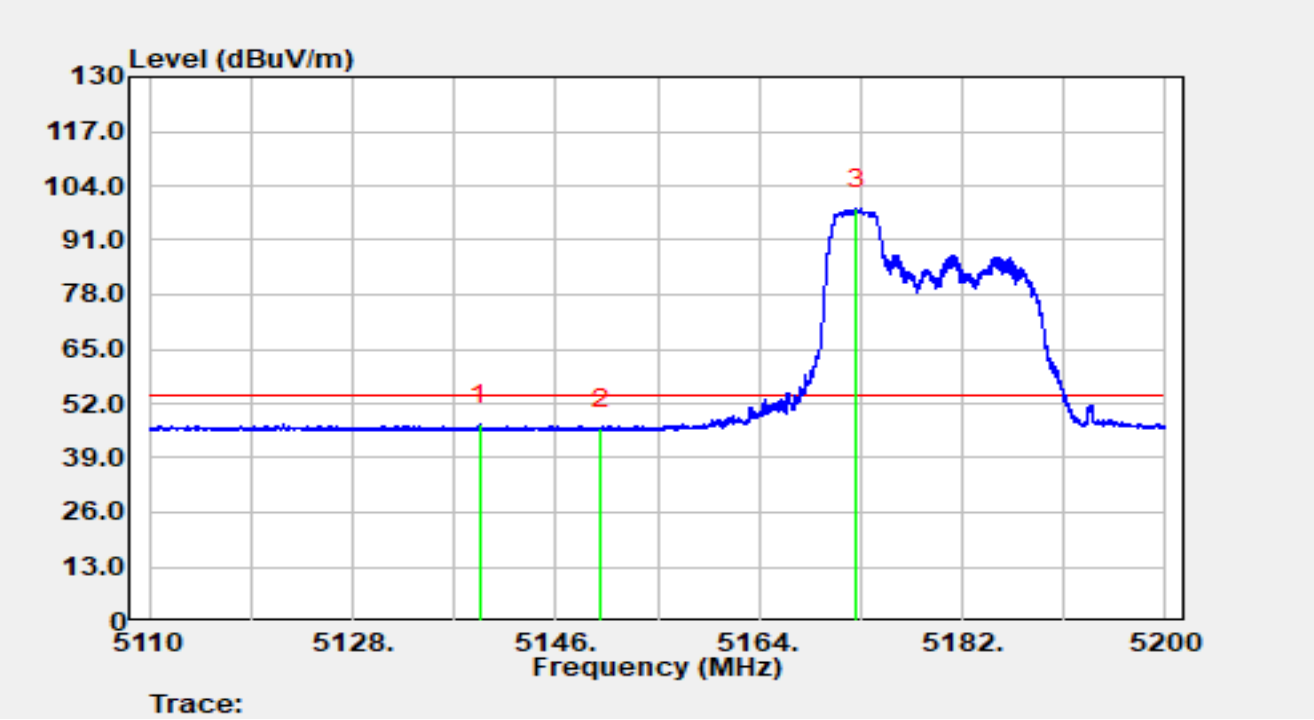

No	Mark	Frequency (MHz)	Reading (dBμV)	C.F (dB/m)	Measurement (dBμV/m)	Margin (dB)	Limit (dBμV/m)	Detector
1	*	5139.22	26.74	20.15	46.90	-7.10	54.00	Average
2		5150.00	25.79	20.14	45.92	-8.08	54.00	Average
3		5172.66	78.52	20.00	98.52	N/A	N/A	Average

Notes:

1. " * ", means this data is the worst emission level.

2. C.F (dB/m) = Antenna Factor (dB/m) + Cable Loss (dB) + Attenuation (dB) - AMP (dB).

3. Measurement (dBμV/m) = Reading (dBμV) + C.F (dB/m).

Site	WZ-AC1	Test Date	2025-05-15
Temperature	24.8 °C	Humidity	50.8 %
Limit	FCC_5G_RE (3m)	Test Engineer	Ajin Fan
Factor	BBHA 9120D_01167	Polarity	Vertical
EUT	Tablet Computer	Test Voltage	By Battery
Test Mode	Transmit by 802.11ax-HE20 at 5180MHz RU52/37		

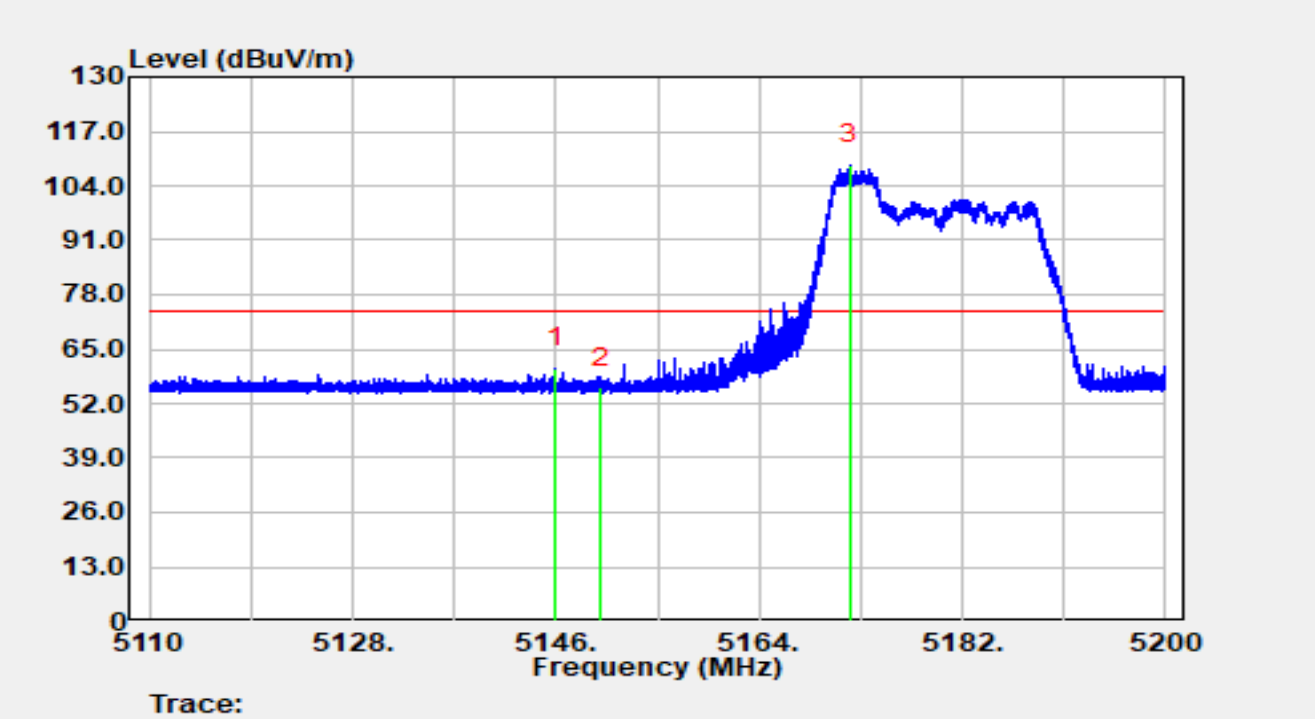

No	Mark	Frequency (MHz)	Reading (dBμV)	C.F (dB/m)	Measurement (dBμV/m)	Margin (dB)	Limit (dBμV/m)	Detector
1	*	5145.98	40.30	20.14	60.44	-13.56	74.00	Peak
2		5150.00	35.70	20.14	55.84	-18.16	74.00	Peak
3		5172.08	88.96	20.00	108.96	N/A	N/A	Peak

Notes:

1. " * ", means this data is the worst emission level.

2. C.F (dB/m) = Antenna Factor (dB/m) + Cable Loss (dB) + Attenuation (dB) - AMP (dB).

3. Measurement (dBμV/m) = Reading (dBμV) + C.F (dB/m).

Site	WZ-AC1	Test Date	2025-05-15
Temperature	24.8 °C	Humidity	50.8 %
Limit	FCC_5G_RE (3m)	Test Engineer	Ajin Fan
Factor	BBHA 9120D_01167	Polarity	Vertical
EUT	Tablet Computer	Test Voltage	By Battery
Test Mode	Transmit by 802.11ax-HE20 at 5180MHz RU52/37		

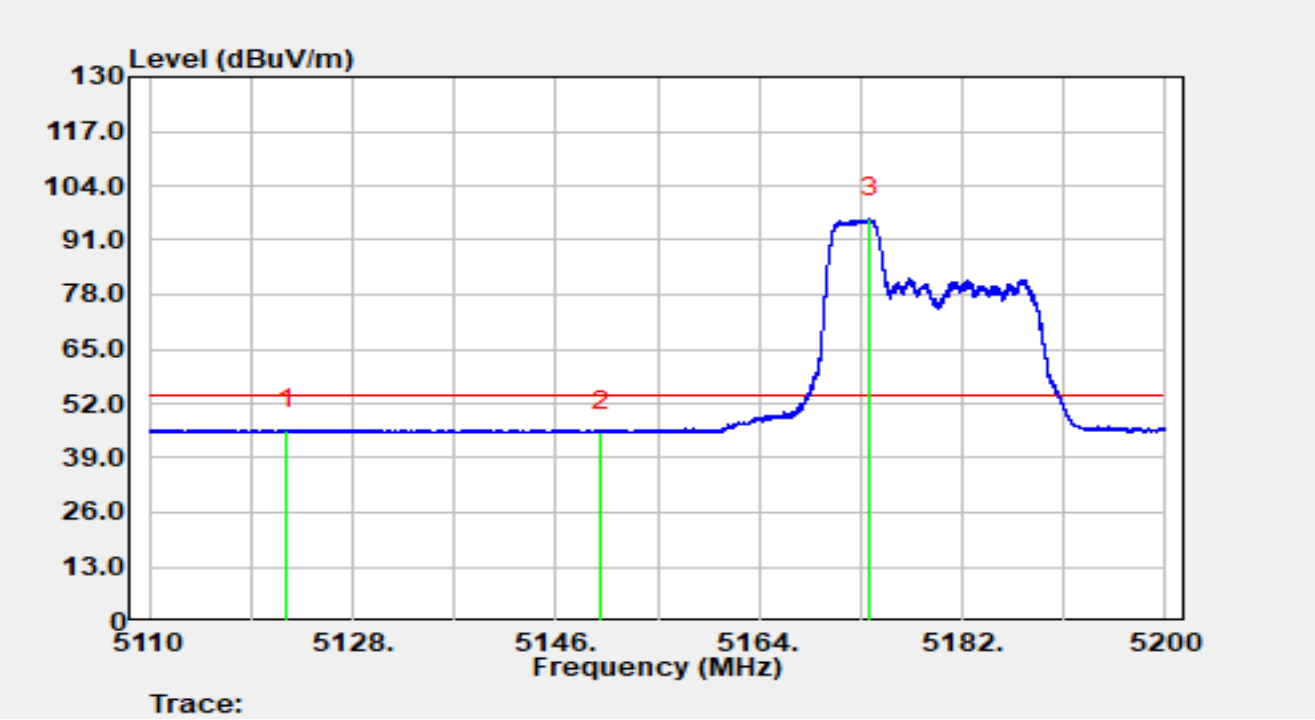

No	Mark	Frequency (MHz)	Reading (dBμV)	C.F (dB/m)	Measurement (dBμV/m)	Margin (dB)	Limit (dBμV/m)	Detector
1	*	5122.17	25.54	20.28	45.82	-8.18	54.00	Average
2		5150.00	25.21	20.14	45.35	-8.65	54.00	Average
3		5173.85	76.25	20.00	96.25	N/A	N/A	Average

Notes:

1. " * ", means this data is the worst emission level.

2. C.F (dB/m) = Antenna Factor (dB/m) + Cable Loss (dB) + Attenuation (dB) - AMP (dB).

3. Measurement (dBμV/m) = Reading (dBμV) + C.F (dB/m).

Site	WZ-AC1	Test Date	2025-05-15
Temperature	24.8 °C	Humidity	50.8 %
Limit	FCC_5G_RE (3m)	Test Engineer	Ajin Fan
Factor	BBHA 9120D_01167	Polarity	Horizontal
EUT	Tablet Computer	Test Voltage	By Battery
Test Mode	Transmit by 802.11ax-HE20 at 5180MHz RU106/53		

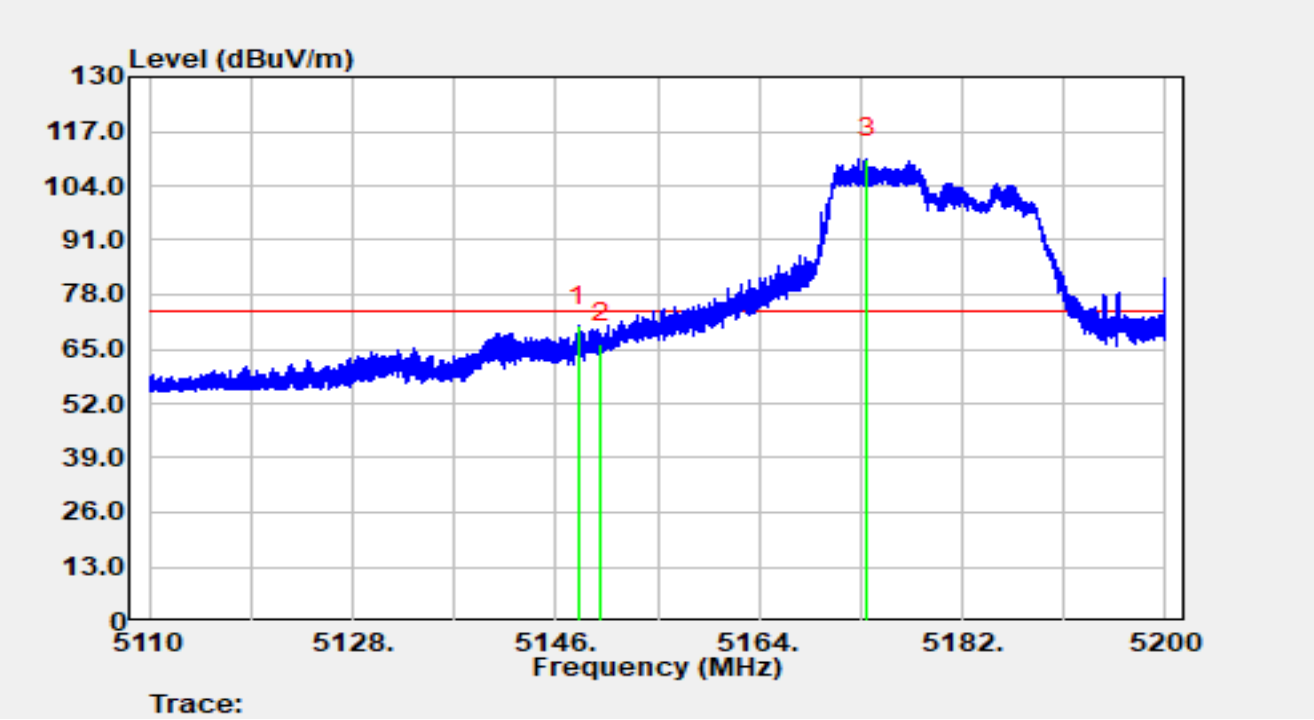

No	Mark	Frequency (MHz)	Reading (dBμV)	C.F (dB/m)	Measurement (dBμV/m)	Margin (dB)	Limit (dBμV/m)	Detector
1	*	5148.02	50.37	20.14	70.51	-3.49	74.00	Peak
2		5150.00	46.29	20.14	66.43	-7.57	74.00	Peak
3		5173.55	90.61	20.00	110.61	N/A	N/A	Peak

Notes:

1. " * ", means this data is the worst emission level.

2. C.F (dB/m) = Antenna Factor (dB/m) + Cable Loss (dB) + Attenuation (dB) - AMP (dB).

3. Measurement (dBμV/m) = Reading (dBμV) + C.F (dB/m).

Site	WZ-AC1	Test Date	2025-05-15
Temperature	24.8 °C	Humidity	50.8 %
Limit	FCC_5G_RE (3m)	Test Engineer	Ajin Fan
Factor	BBHA 9120D_01167	Polarity	Horizontal
EUT	Tablet Computer	Test Voltage	By Battery
Test Mode	Transmit by 802.11ax-HE20 at 5180MHz RU106/53		

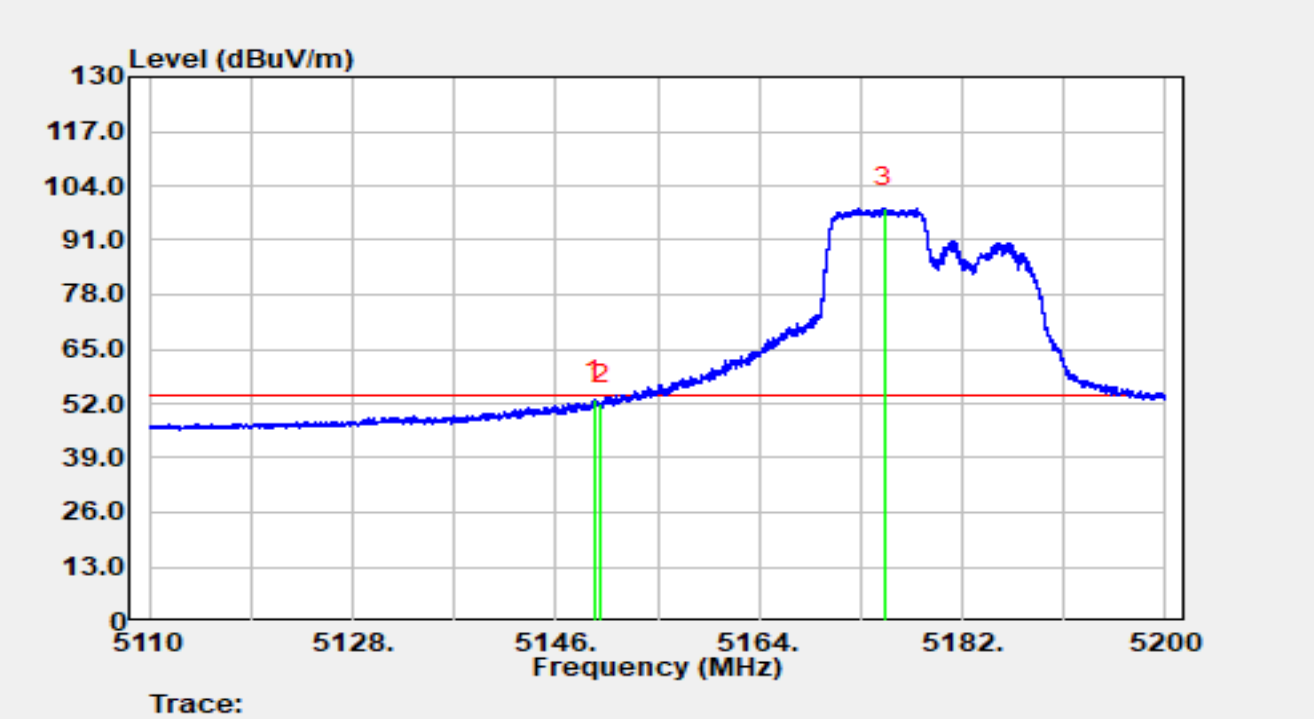

No	Mark	Frequency (MHz)	Reading (dBμV)	C.F (dB/m)	Measurement (dBμV/m)	Margin (dB)	Limit (dBμV/m)	Detector
1	*	5149.44	32.67	20.14	52.81	-1.19	54.00	Average
2		5150.00	31.85	20.14	51.98	-2.02	54.00	Average
3		5175.12	78.67	20.00	98.66	N/A	N/A	Average

Notes:

1. " * ", means this data is the worst emission level.

2. C.F (dB/m) = Antenna Factor (dB/m) + Cable Loss (dB) + Attenuation (dB) - AMP (dB).

3. Measurement (dBμV/m) = Reading (dBμV) + C.F (dB/m).

Site	WZ-AC1	Test Date	2025-05-15
Temperature	24.8 °C	Humidity	50.8 %
Limit	FCC_5G_RE (3m)	Test Engineer	Ajin Fan
Factor	BBHA 9120D_01167	Polarity	Vertical
EUT	Tablet Computer	Test Voltage	By Battery
Test Mode	Transmit by 802.11ax-HE20 at 5180MHz RU106/53		

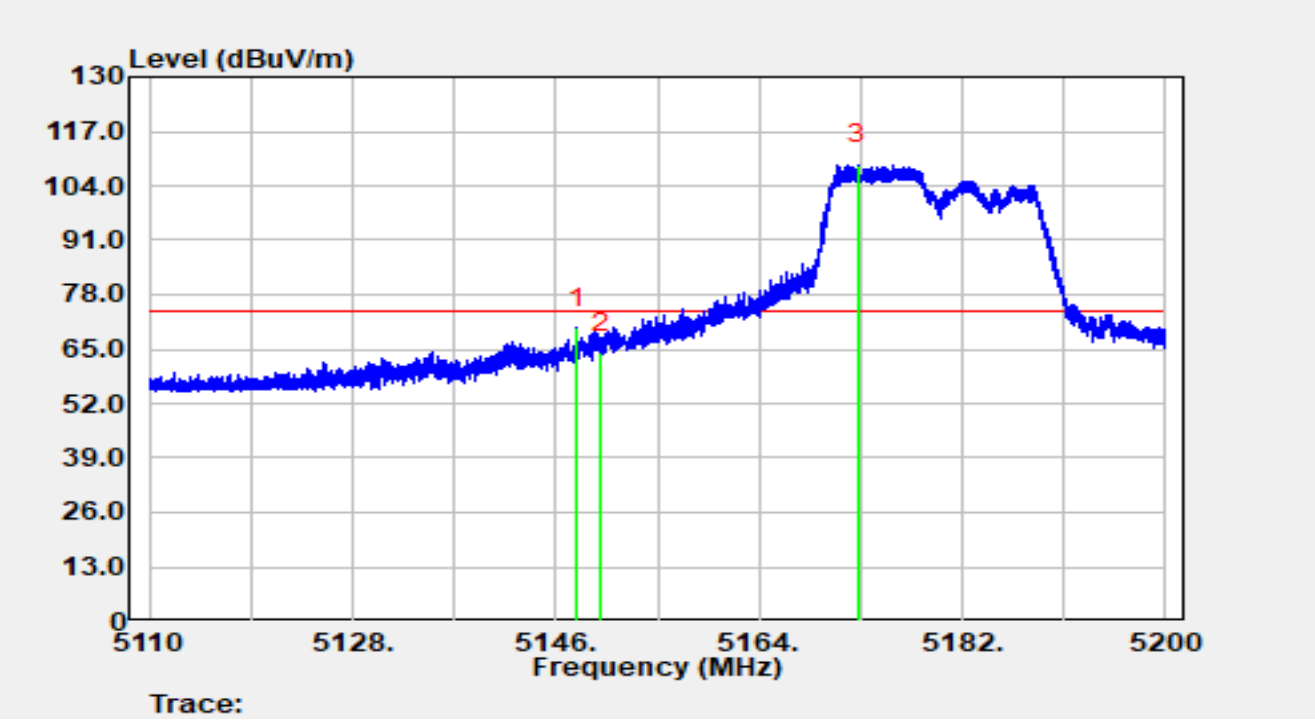

No	Mark	Frequency (MHz)	Reading (dBμV)	C.F (dB/m)	Measurement (dBμV/m)	Margin (dB)	Limit (dBμV/m)	Detector
1	*	5147.88	49.97	20.14	70.10	-3.90	74.00	Peak
2		5150.00	43.98	20.14	64.12	-9.88	74.00	Peak
3		5172.79	89.04	20.00	109.04	N/A	N/A	Peak

Notes:

1. " * ", means this data is the worst emission level.

2. C.F (dB/m) = Antenna Factor (dB/m) + Cable Loss (dB) + Attenuation (dB) - AMP (dB).

3. Measurement (dBμV/m) = Reading (dBμV) + C.F (dB/m).

Site	WZ-AC1	Test Date	2025-05-15
Temperature	24.8 °C	Humidity	50.8 %
Limit	FCC_5G_RE (3m)	Test Engineer	Ajin Fan
Factor	BBHA 9120D_01167	Polarity	Vertical
EUT	Tablet Computer	Test Voltage	By Battery
Test Mode	Transmit by 802.11ax-HE20 at 5180MHz RU106/53		

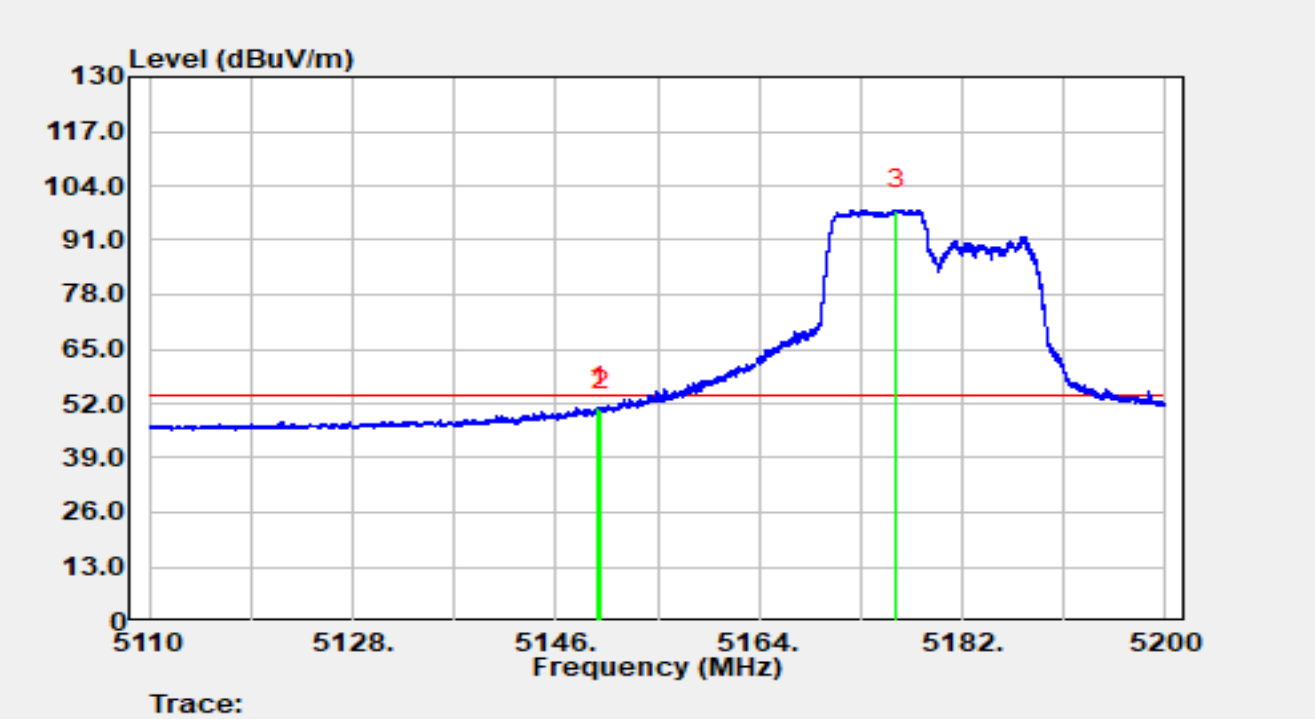

No	Mark	Frequency (MHz)	Reading (dBμV)	C.F (dB/m)	Measurement (dBμV/m)	Margin (dB)	Limit (dBμV/m)	Detector
1	*	5149.79	31.00	20.14	51.13	-2.87	54.00	Average
2		5150.00	30.21	20.14	50.35	-3.65	54.00	Average
3		5176.19	78.23	19.99	98.22	N/A	N/A	Average

Notes:

1. " * ", means this data is the worst emission level.

2. C.F (dB/m) = Antenna Factor (dB/m) + Cable Loss (dB) + Attenuation (dB) - AMP (dB).

3. Measurement (dBμV/m) = Reading (dBμV) + C.F (dB/m).

Site	WZ-AC1	Test Date	2025-05-15
Temperature	25.0 °C	Humidity	43.8 %
Limit	FCC_5G_RE (3m)	Test Engineer	Jerry Lu
Factor	BBHA 9120D_01167	Polarity	Horizontal
EUT	Tablet Computer	Test Voltage	By Battery
Test Mode	Transmit by 802.11ax-HE20 at 5180MHz RU242/61		

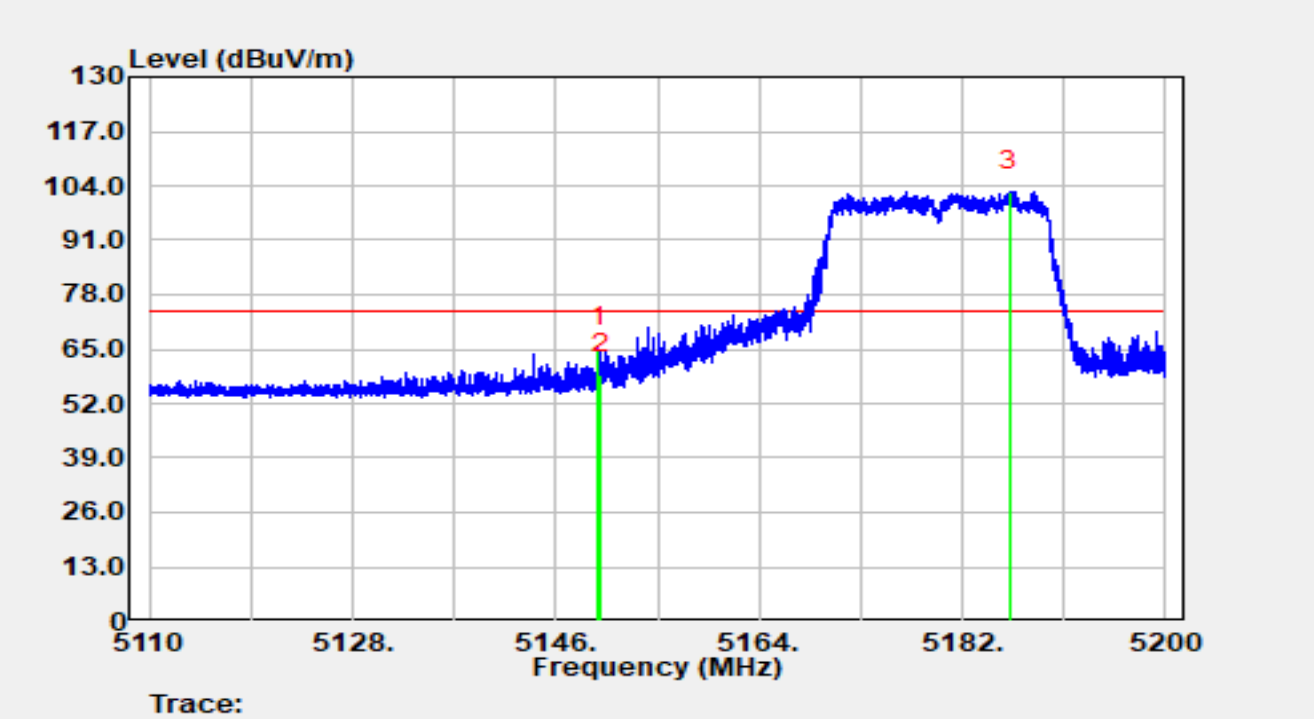

No	Mark	Frequency (MHz)	Reading (dBμV)	C.F (dB/m)	Measurement (dBμV/m)	Margin (dB)	Limit (dBμV/m)	Detector
1	*	5149.81	45.14	20.14	65.27	-8.73	74.00	Peak
2		5150.00	38.91	20.14	59.05	-14.95	74.00	Peak
3		5186.24	82.74	19.98	102.72	N/A	N/A	Peak

Notes:

1. " * ", means this data is the worst emission level.

2. C.F (dB/m) = Antenna Factor (dB/m) + Cable Loss (dB) + Attenuation (dB) - AMP (dB).

3. Measurement (dBμV/m) = Reading (dBμV) + C.F (dB/m).

Site	WZ-AC1	Test Date	2025-05-15
Temperature	25.0 °C	Humidity	43.8 %
Limit	FCC_5G_RE (3m)	Test Engineer	Jerry Lu
Factor	BBHA 9120D_01167	Polarity	Horizontal
EUT	Tablet Computer	Test Voltage	By Battery
Test Mode	Transmit by 802.11ax-HE20 at 5180MHz RU242/61		

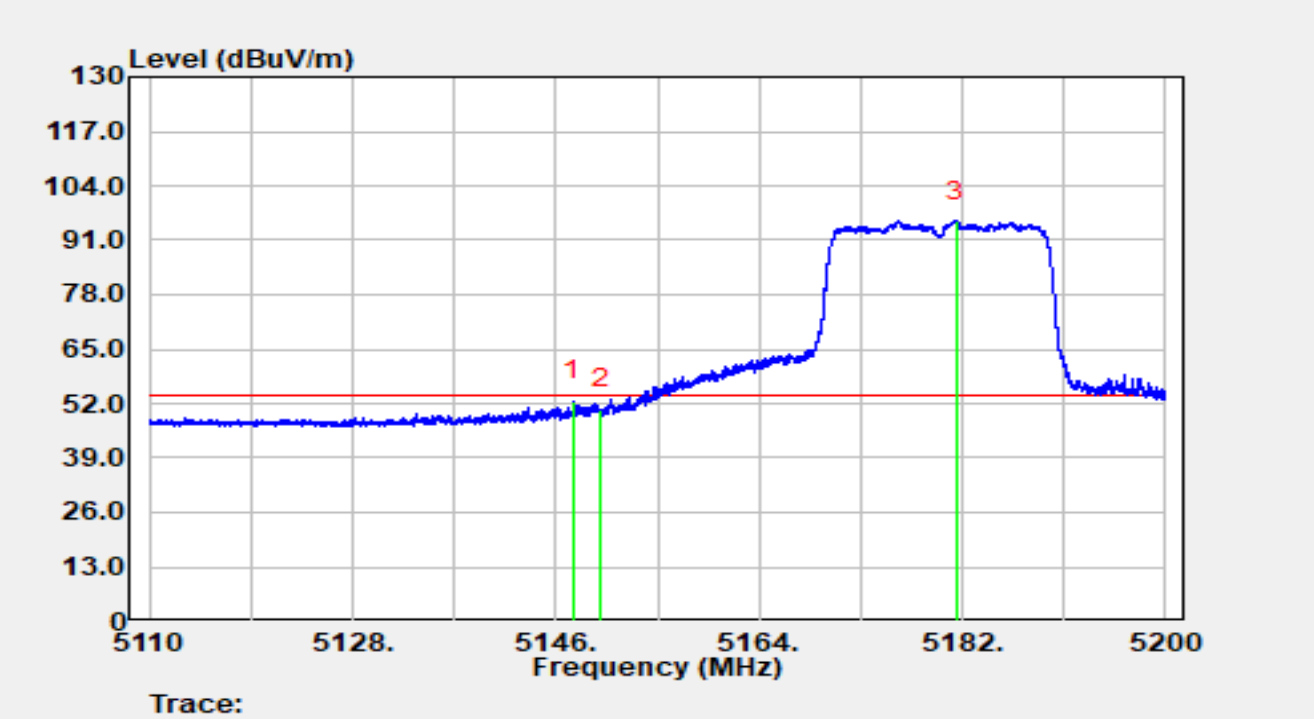

No	Mark	Frequency (MHz)	Reading (dBμV)	C.F (dB/m)	Measurement (dBμV/m)	Margin (dB)	Limit (dBμV/m)	Detector
1	*	5147.56	32.52	20.14	52.66	-1.34	54.00	Average
2		5150.00	30.48	20.14	50.62	-3.38	54.00	Average
3		5181.46	75.67	19.98	95.65	N/A	N/A	Average

Notes:

1. " * ", means this data is the worst emission level.

2. C.F (dB/m) = Antenna Factor (dB/m) + Cable Loss (dB) + Attenuation (dB) - AMP (dB).

3. Measurement (dBμV/m) = Reading (dBμV) + C.F (dB/m).

Site	WZ-AC1	Test Date	2025-05-15
Temperature	25.0 °C	Humidity	43.8 %
Limit	FCC_5G_RE (3m)	Test Engineer	Jerry Lu
Factor	BBHA 9120D_01167	Polarity	Vertical
EUT	Tablet Computer	Test Voltage	By Battery
Test Mode	Transmit by 802.11ax-HE20 at 5180MHz RU242/61		

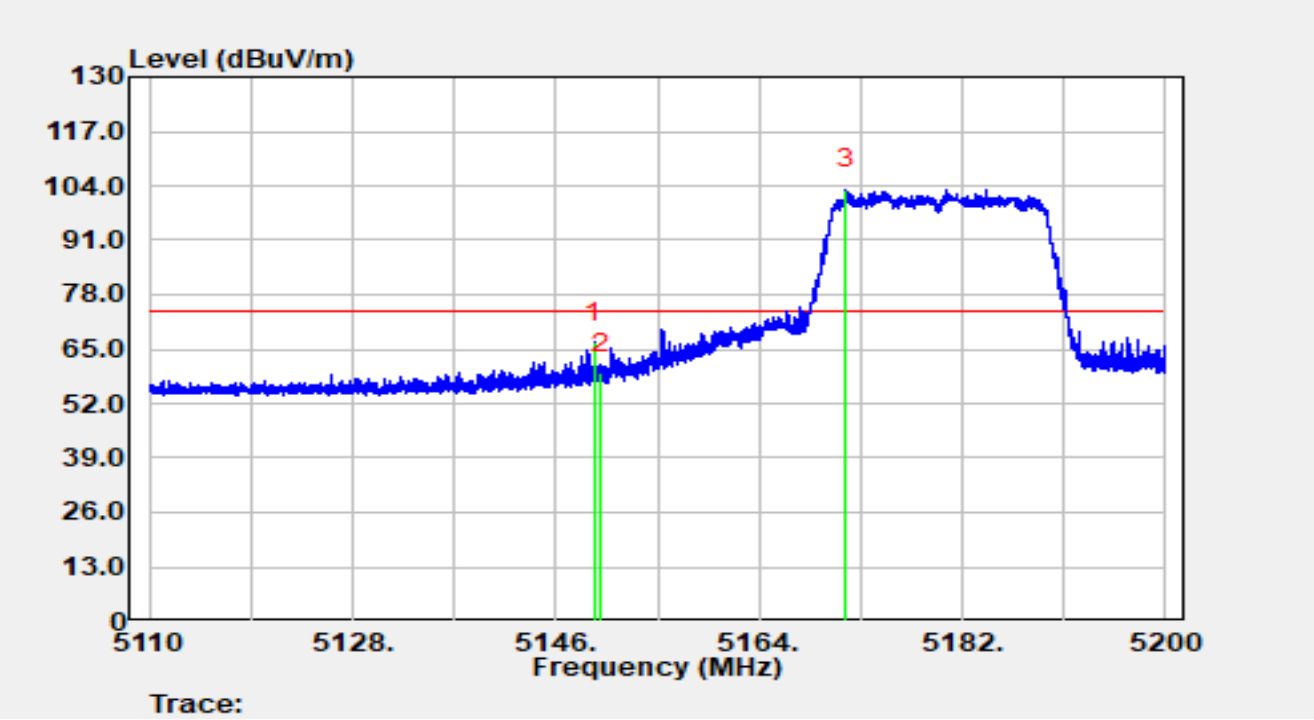

No	Mark	Frequency (MHz)	Reading (dBμV)	C.F (dB/m)	Measurement (dBμV/m)	Margin (dB)	Limit (dBμV/m)	Detector
1	*	5149.46	46.47	20.14	66.60	-7.40	74.00	Peak
2		5150.00	39.00	20.14	59.14	-14.86	74.00	Peak
3		5171.72	83.20	20.00	103.20	N/A	N/A	Peak

Notes:

1. " * ", means this data is the worst emission level.

2. C.F (dB/m) = Antenna Factor (dB/m) + Cable Loss (dB) + Attenuation (dB) - AMP (dB).

3. Measurement (dBμV/m) = Reading (dBμV) + C.F (dB/m).

Site	WZ-AC1	Test Date	2025-05-15
Temperature	25.0 °C	Humidity	43.8 %
Limit	FCC_5G_RE (3m)	Test Engineer	Jerry Lu
Factor	BBHA 9120D_01167	Polarity	Vertical
EUT	Tablet Computer	Test Voltage	By Battery
Test Mode	Transmit by 802.11ax-HE20 at 5180MHz RU242/61		

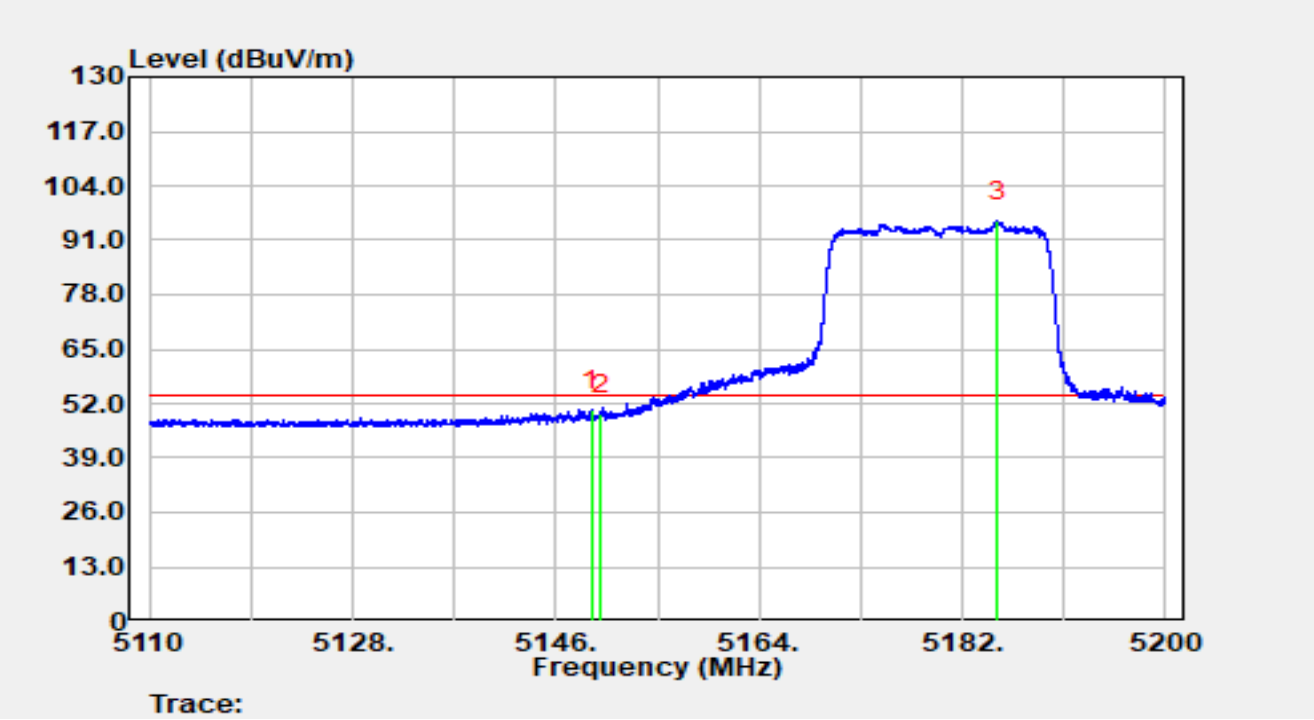

No	Mark	Frequency (MHz)	Reading (dBμV)	C.F (dB/m)	Measurement (dBμV/m)	Margin (dB)	Limit (dBμV/m)	Detector
1	*	5149.19	30.32	20.14	50.45	-3.55	54.00	Average
2		5150.00	29.22	20.14	49.36	-4.64	54.00	Average
3		5185.12	75.52	19.98	95.50	N/A	N/A	Average

Notes:

1. " * ", means this data is the worst emission level.

2. C.F (dB/m) = Antenna Factor (dB/m) + Cable Loss (dB) + Attenuation (dB) - AMP (dB).

3. Measurement (dBμV/m) = Reading (dBμV) + C.F (dB/m).

Site	WZ-AC1	Test Date	2025-05-15
Temperature	25.0 °C	Humidity	43.8 %
Limit	FCC_5G_RE (3m)	Test Engineer	Jerry Lu
Factor	BBHA 9120D_01167	Polarity	Horizontal
EUT	Tablet Computer	Test Voltage	By Battery
Test Mode	Transmit by 802.11ax-HE20 at 5320MHz RU26/8		

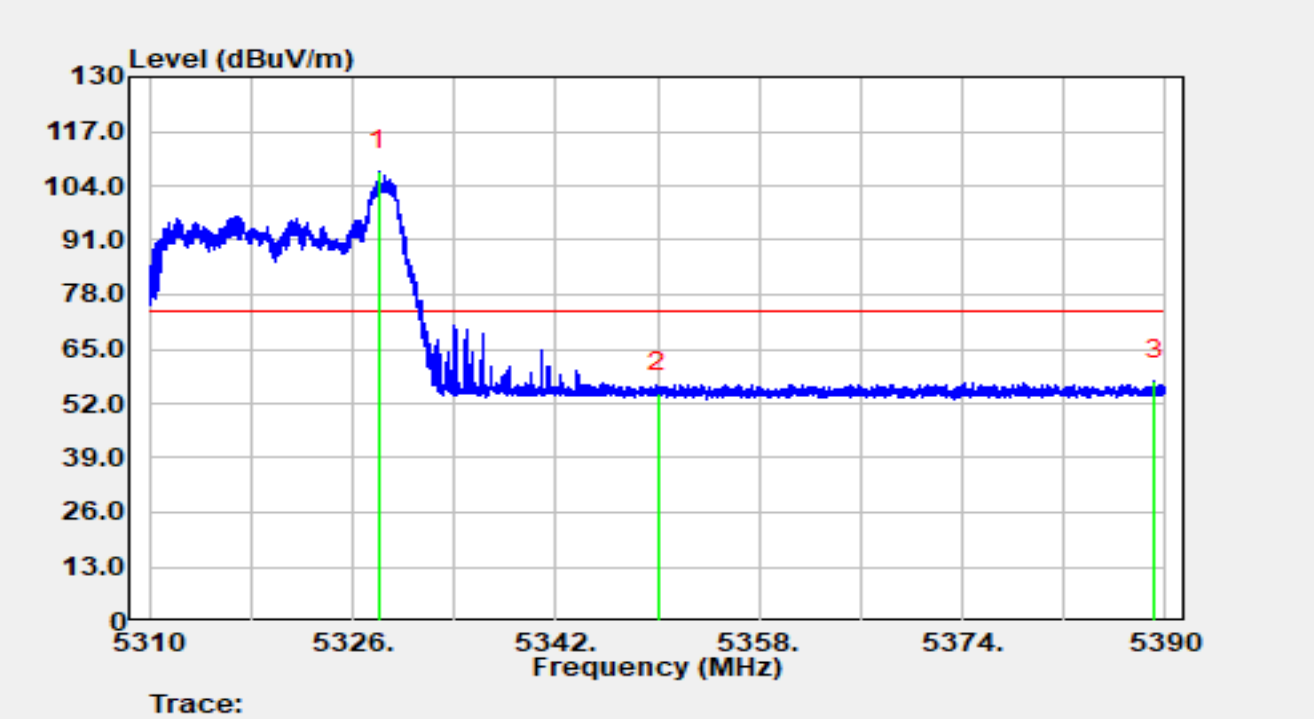

No	Mark	Frequency (MHz)	Reading (dBμV)	C.F (dB/m)	Measurement (dBμV/m)	Margin (dB)	Limit (dBμV/m)	Detector
1		5328.09	87.30	20.13	107.44	N/A	N/A	Peak
2		5350.00	34.38	20.09	54.47	-19.53	74.00	Peak
3	*	5389.10	37.28	20.20	57.48	-16.52	74.00	Peak

Notes:

1. " * ", means this data is the worst emission level.

2. C.F (dB/m) = Antenna Factor (dB/m) + Cable Loss (dB) + Attenuation (dB) - AMP (dB).

3. Measurement (dBμV/m) = Reading (dBμV) + C.F (dB/m).

Site	WZ-AC1	Test Date	2025-05-15
Temperature	25.0 °C	Humidity	43.8 %
Limit	FCC_5G_RE (3m)	Test Engineer	Jerry Lu
Factor	BBHA 9120D_01167	Polarity	Horizontal
EUT	Tablet Computer	Test Voltage	By Battery
Test Mode	Transmit by 802.11ax-HE20 at 5320MHz RU26/8		

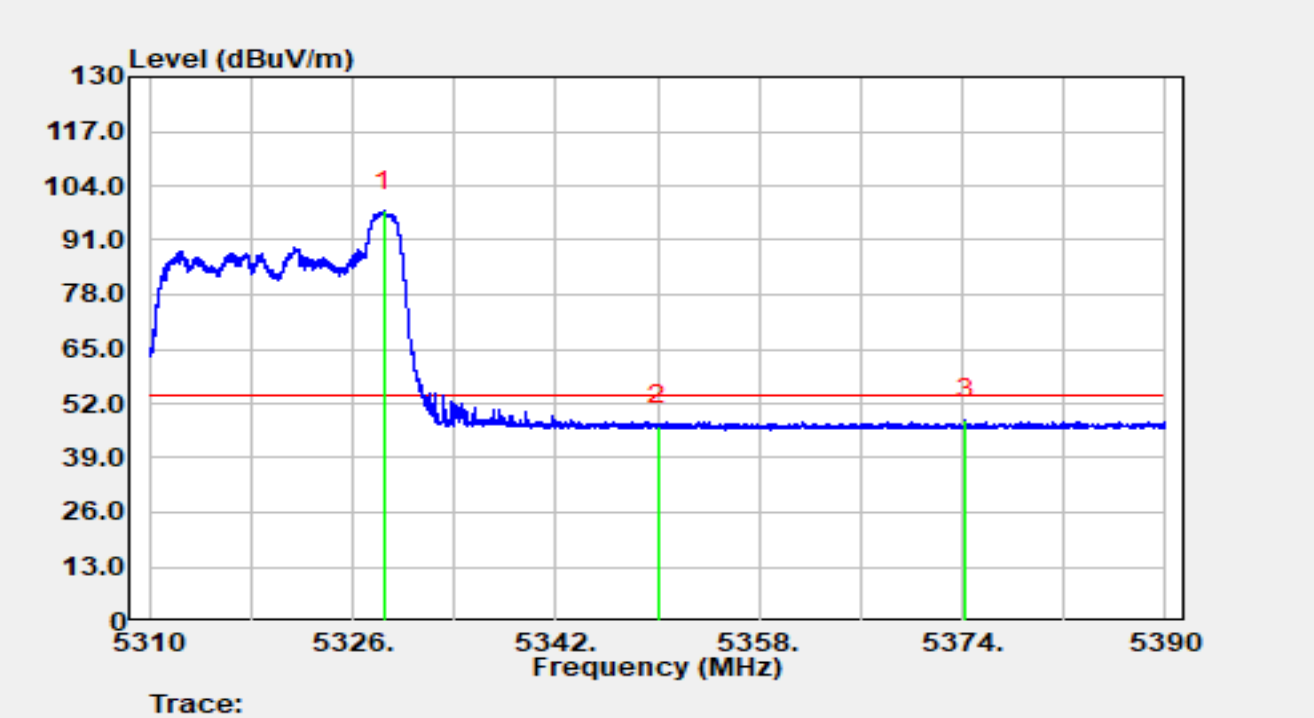

No	Mark	Frequency (MHz)	Reading (dBμV)	C.F (dB/m)	Measurement (dBμV/m)	Margin (dB)	Limit (dBμV/m)	Detector
1		5328.44	77.82	20.14	97.96	N/A	N/A	Average
2		5350.00	26.70	20.09	46.79	-7.21	54.00	Average
3	*	5374.24	28.14	20.09	48.23	-5.77	54.00	Average

Notes:

1. " * ", means this data is the worst emission level.

2. C.F (dB/m) = Antenna Factor (dB/m) + Cable Loss (dB) + Attenuation (dB) - AMP (dB).

3. Measurement (dBμV/m) = Reading (dBμV) + C.F (dB/m).

Site	WZ-AC1	Test Date	2025-05-15
Temperature	25.0 °C	Humidity	43.8 %
Limit	FCC_5G_RE (3m)	Test Engineer	Jerry Lu
Factor	BBHA 9120D_01167	Polarity	Vertical
EUT	Tablet Computer	Test Voltage	By Battery
Test Mode	Transmit by 802.11ax-HE20 at 5320MHz RU26/8		

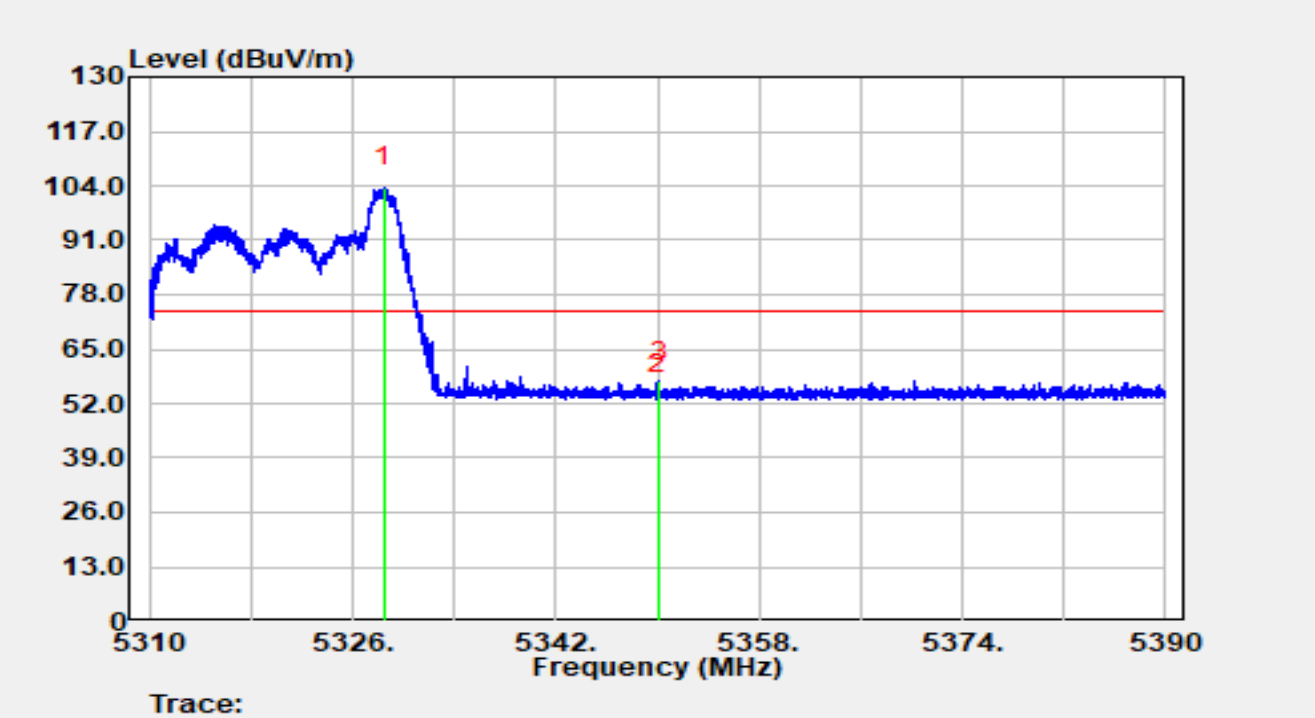

No	Mark	Frequency (MHz)	Reading (dBμV)	C.F (dB/m)	Measurement (dBμV/m)	Margin (dB)	Limit (dBμV/m)	Detector
1		5328.46	83.61	20.14	103.74	N/A	N/A	Peak
2		5350.00	34.06	20.09	54.15	-19.85	74.00	Peak
3	*	5350.15	37.18	20.09	57.27	-16.73	74.00	Peak

Notes:

1. " * ", means this data is the worst emission level.

2. C.F (dB/m) = Antenna Factor (dB/m) + Cable Loss (dB) + Attenuation (dB) - AMP (dB).

3. Measurement (dBμV/m) = Reading (dBμV) + C.F (dB/m).

Site	WZ-AC1	Test Date	2025-05-15
Temperature	25.0 °C	Humidity	43.8 %
Limit	FCC_5G_RE (3m)	Test Engineer	Jerry Lu
Factor	BBHA 9120D_01167	Polarity	Vertical
EUT	Tablet Computer	Test Voltage	By Battery
Test Mode	Transmit by 802.11ax-HE20 at 5320MHz RU26/8		

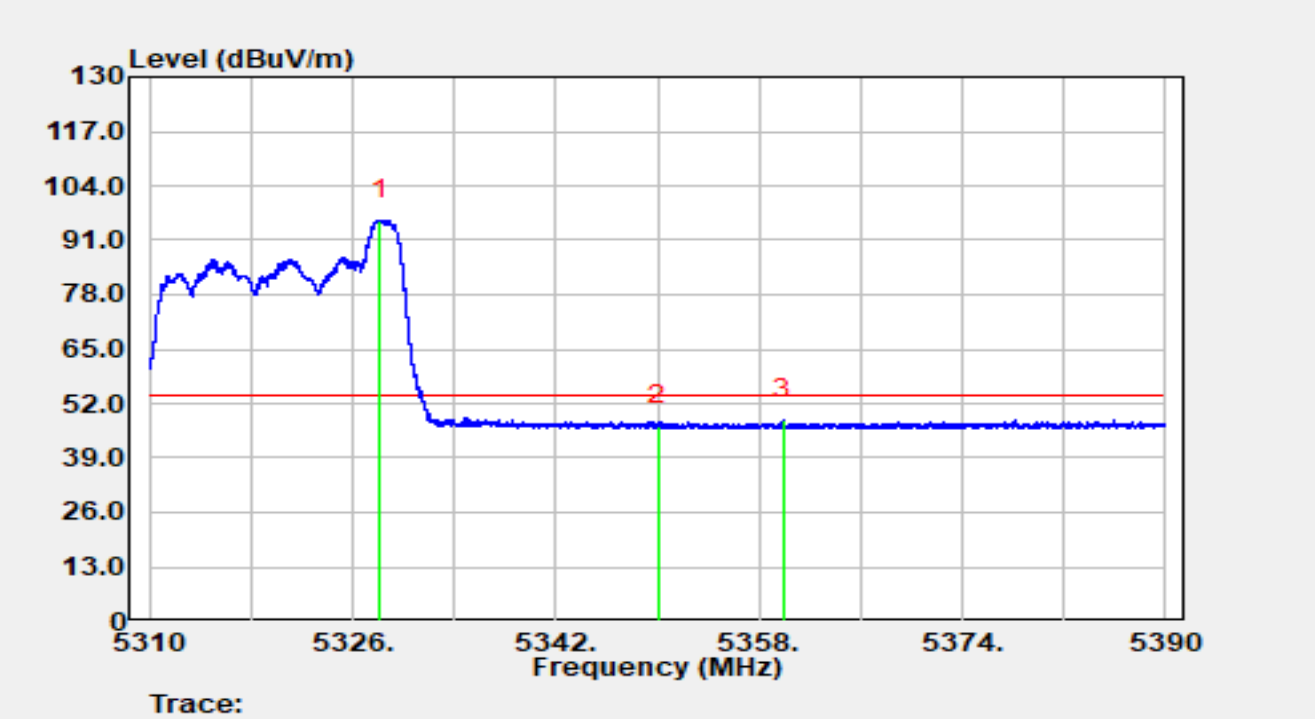

No	Mark	Frequency (MHz)	Reading (dBμV)	C.F (dB/m)	Measurement (dBμV/m)	Margin (dB)	Limit (dBμV/m)	Detector
1		5328.16	75.72	20.14	95.85	N/A	N/A	Average
2		5350.00	26.59	20.09	46.68	-7.32	54.00	Average
3	*	5359.94	28.11	20.06	48.18	-5.82	54.00	Average

Notes:

1. " * ", means this data is the worst emission level.

2. C.F (dB/m) = Antenna Factor (dB/m) + Cable Loss (dB) + Attenuation (dB) - AMP (dB).

3. Measurement (dBμV/m) = Reading (dBμV) + C.F (dB/m).

Site	WZ-AC1	Test Date	2025-05-15
Temperature	25.0 °C	Humidity	43.8 %
Limit	FCC_5G_RE (3m)	Test Engineer	Jerry Lu
Factor	BBHA 9120D_01167	Polarity	Horizontal
EUT	Tablet Computer	Test Voltage	By Battery
Test Mode	Transmit by 802.11ax-HE20 at 5320MHz RU52/40		

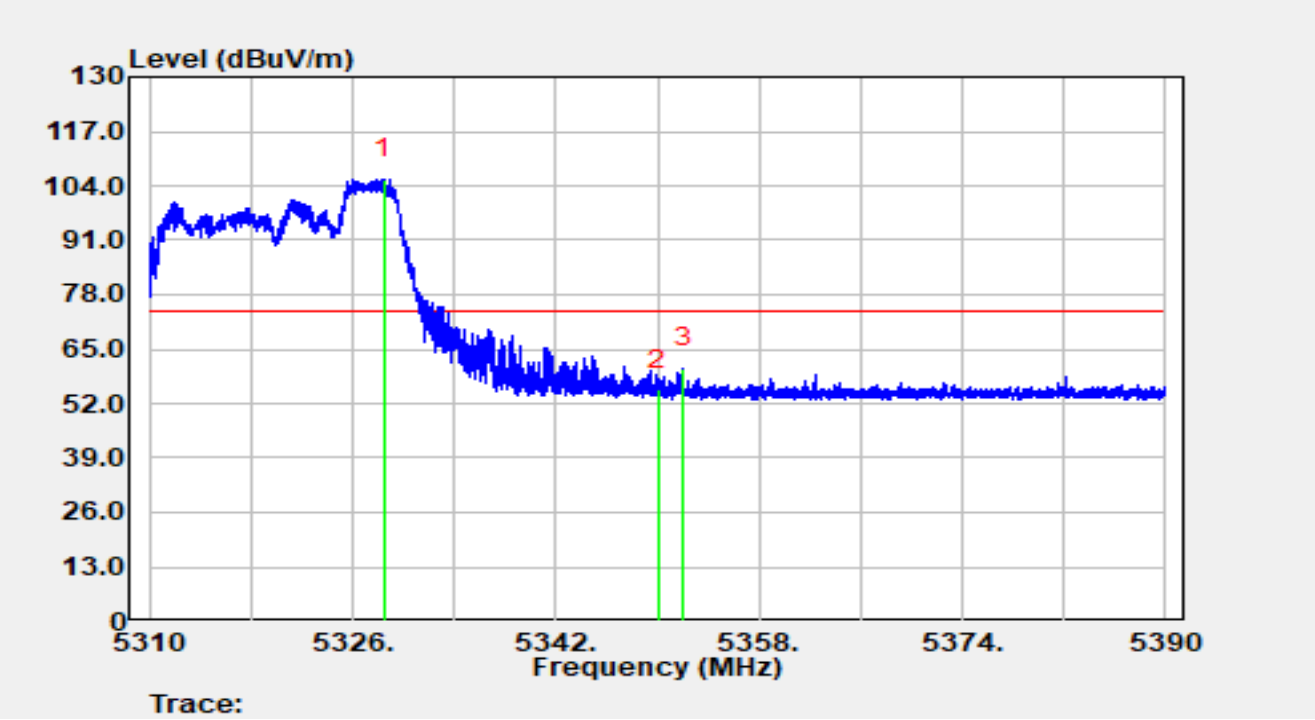

No	Mark	Frequency (MHz)	Reading (dBμV)	C.F (dB/m)	Measurement (dBμV/m)	Margin (dB)	Limit (dBμV/m)	Detector
1		5328.49	85.56	20.14	105.70	N/A	N/A	Peak
2		5350.00	35.32	20.09	55.40	-18.60	74.00	Peak
3	*	5352.05	40.43	20.07	60.50	-13.50	74.00	Peak

Notes:

1. " * ", means this data is the worst emission level.

2. C.F (dB/m) = Antenna Factor (dB/m) + Cable Loss (dB) + Attenuation (dB) - AMP (dB).

3. Measurement (dBμV/m) = Reading (dBμV) + C.F (dB/m).

Site	WZ-AC1	Test Date	2025-05-15
Temperature	25.0 °C	Humidity	43.8 %
Limit	FCC_5G_RE (3m)	Test Engineer	Jerry Lu
Factor	BBHA 9120D_01167	Polarity	Horizontal
EUT	Tablet Computer	Test Voltage	By Battery
Test Mode	Transmit by 802.11ax-HE20 at 5320MHz RU52/40		

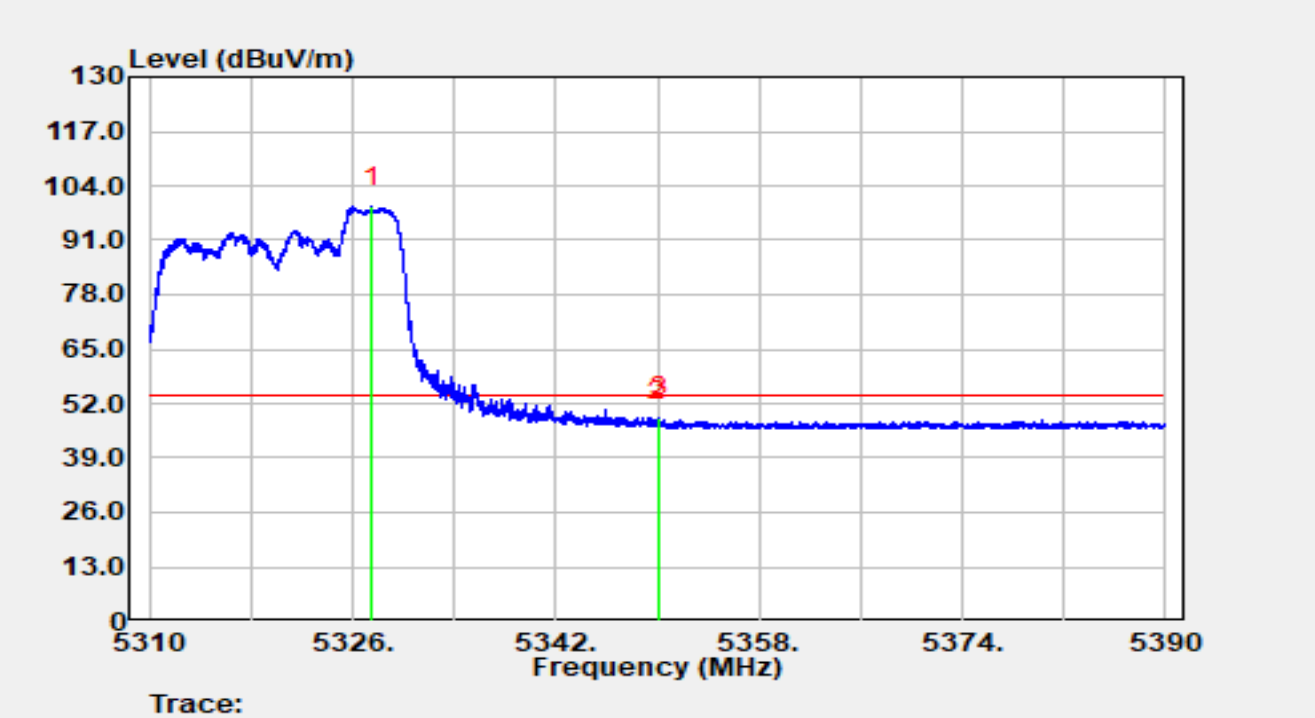

No	Mark	Frequency (MHz)	Reading (dBμV)	C.F (dB/m)	Measurement (dBμV/m)	Margin (dB)	Limit (dBμV/m)	Detector
1		5327.49	78.90	20.13	99.03	N/A	N/A	Average
2		5350.00	27.63	20.09	47.72	-6.28	54.00	Average
3	*	5350.15	28.59	20.09	48.68	-5.32	54.00	Average

Notes:

1. " * ", means this data is the worst emission level.

2. C.F (dB/m) = Antenna Factor (dB/m) + Cable Loss (dB) + Attenuation (dB) - AMP (dB).

3. Measurement (dBμV/m) = Reading (dBμV) + C.F (dB/m).

Site	WZ-AC1	Test Date	2025-05-15
Temperature	25.0 °C	Humidity	43.8 %
Limit	FCC_5G_RE (3m)	Test Engineer	Jerry Lu
Factor	BBHA 9120D_01167	Polarity	Vertical
EUT	Tablet Computer	Test Voltage	By Battery
Test Mode	Transmit by 802.11ax-HE20 at 5320MHz RU52/40		

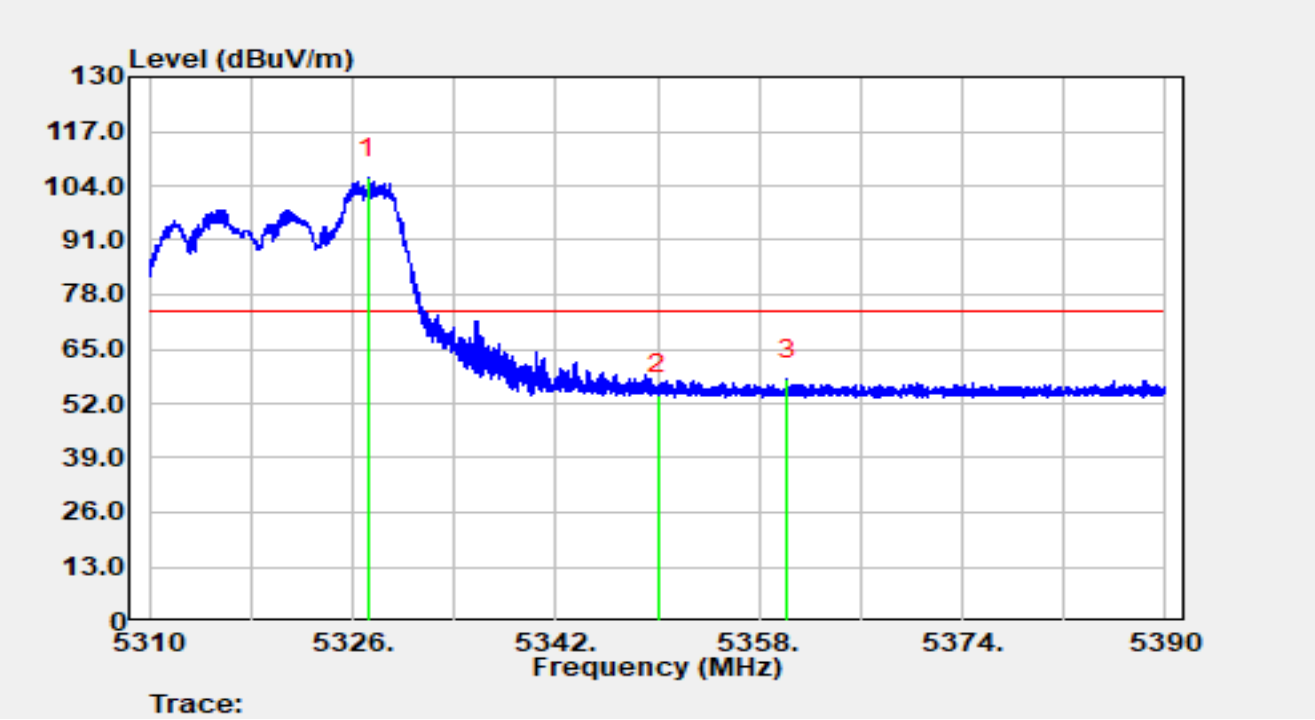

No	Mark	Frequency (MHz)	Reading (dBμV)	C.F (dB/m)	Measurement (dBμV/m)	Margin (dB)	Limit (dBμV/m)	Detector
1		5327.25	85.65	20.13	105.78	N/A	N/A	Peak
2		5350.00	33.95	20.09	54.03	-19.97	74.00	Peak
3	*	5360.21	37.68	20.06	57.75	-16.25	74.00	Peak

Notes:

1. " * ", means this data is the worst emission level.

2. C.F (dB/m) = Antenna Factor (dB/m) + Cable Loss (dB) + Attenuation (dB) - AMP (dB).

3. Measurement (dBμV/m) = Reading (dBμV) + C.F (dB/m).

Site	WZ-AC1	Test Date	2025-05-15
Temperature	25.0 °C	Humidity	43.8 %
Limit	FCC_5G_RE (3m)	Test Engineer	Jerry Lu
Factor	BBHA 9120D_01167	Polarity	Vertical
EUT	Tablet Computer	Test Voltage	By Battery
Test Mode	Transmit by 802.11ax-HE20 at 5320MHz RU52/40		

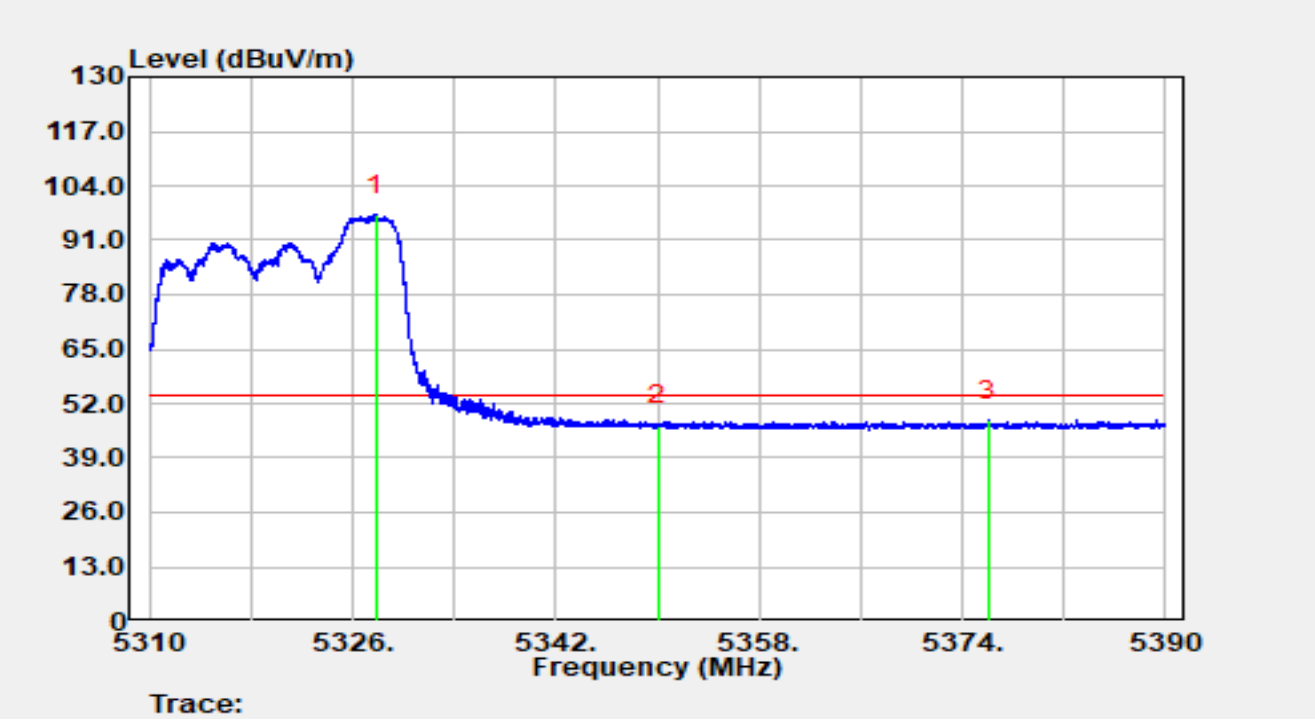

No	Mark	Frequency (MHz)	Reading (dBμV)	C.F (dB/m)	Measurement (dBμV/m)	Margin (dB)	Limit (dBμV/m)	Detector
1		5327.82	76.95	20.13	97.08	N/A	N/A	Average
2		5350.00	26.56	20.09	46.65	-7.35	54.00	Average
3	*	5376.06	27.96	20.10	48.06	-5.94	54.00	Average

Notes:

1. " * ", means this data is the worst emission level.

2. C.F (dB/m) = Antenna Factor (dB/m) + Cable Loss (dB) + Attenuation (dB) - AMP (dB).

3. Measurement (dBμV/m) = Reading (dBμV) + C.F (dB/m).

Site	WZ-AC1	Test Date	2025-05-15
Temperature	25.0 °C	Humidity	43.8 %
Limit	FCC_5G_RE (3m)	Test Engineer	Jerry Lu
Factor	BBHA 9120D_01167	Polarity	Horizontal
EUT	Tablet Computer	Test Voltage	By Battery
Test Mode	Transmit by 802.11ax-HE20 at 5320MHz RU106/54		

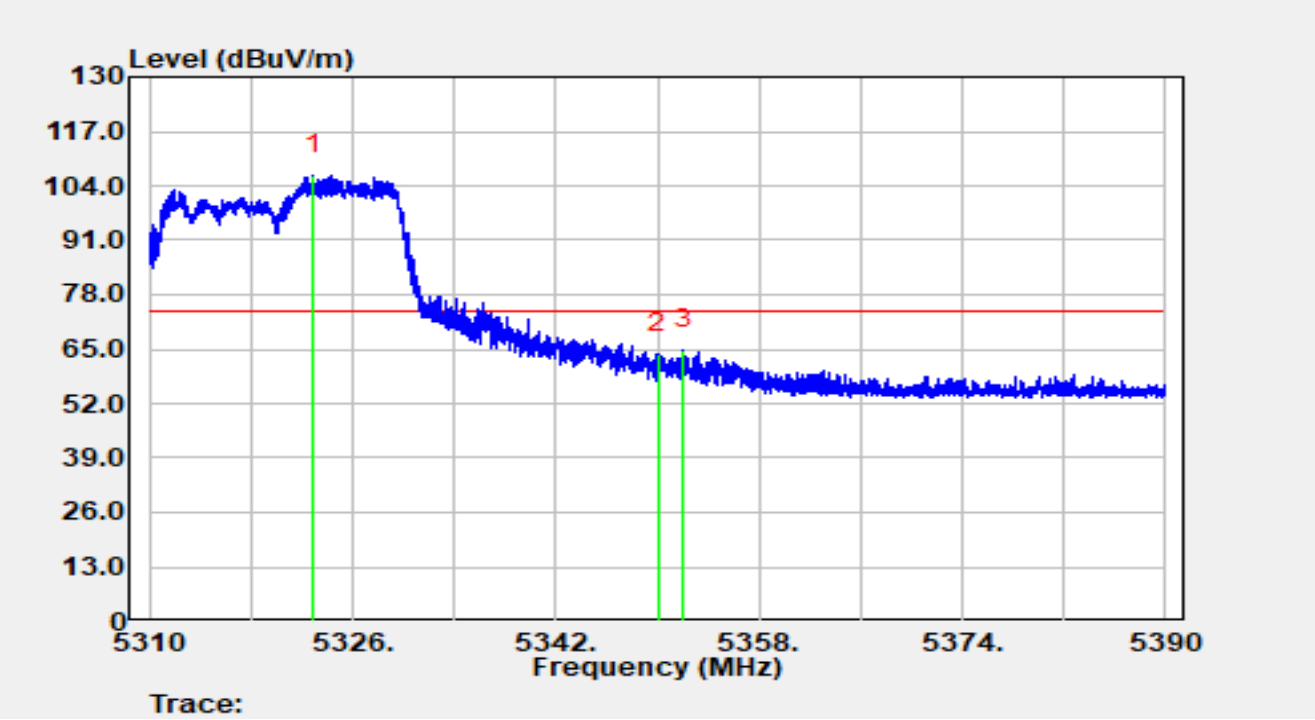

No	Mark	Frequency (MHz)	Reading (dBμV)	C.F (dB/m)	Measurement (dBμV/m)	Margin (dB)	Limit (dBμV/m)	Detector
1		5322.94	86.59	20.10	106.69	N/A	N/A	Peak
2		5350.00	43.71	20.09	63.79	-10.21	74.00	Peak
3	*	5352.07	44.92	20.07	64.99	-9.01	74.00	Peak

Notes:

1. " * ", means this data is the worst emission level.

2. C.F (dB/m) = Antenna Factor (dB/m) + Cable Loss (dB) + Attenuation (dB) - AMP (dB).

3. Measurement (dBμV/m) = Reading (dBμV) + C.F (dB/m).

Site	WZ-AC1	Test Date	2025-05-15
Temperature	25.0 °C	Humidity	43.8 %
Limit	FCC_5G_RE (3m)	Test Engineer	Jerry Lu
Factor	BBHA 9120D_01167	Polarity	Horizontal
EUT	Tablet Computer	Test Voltage	By Battery
Test Mode	Transmit by 802.11ax-HE20 at 5320MHz RU106/54		

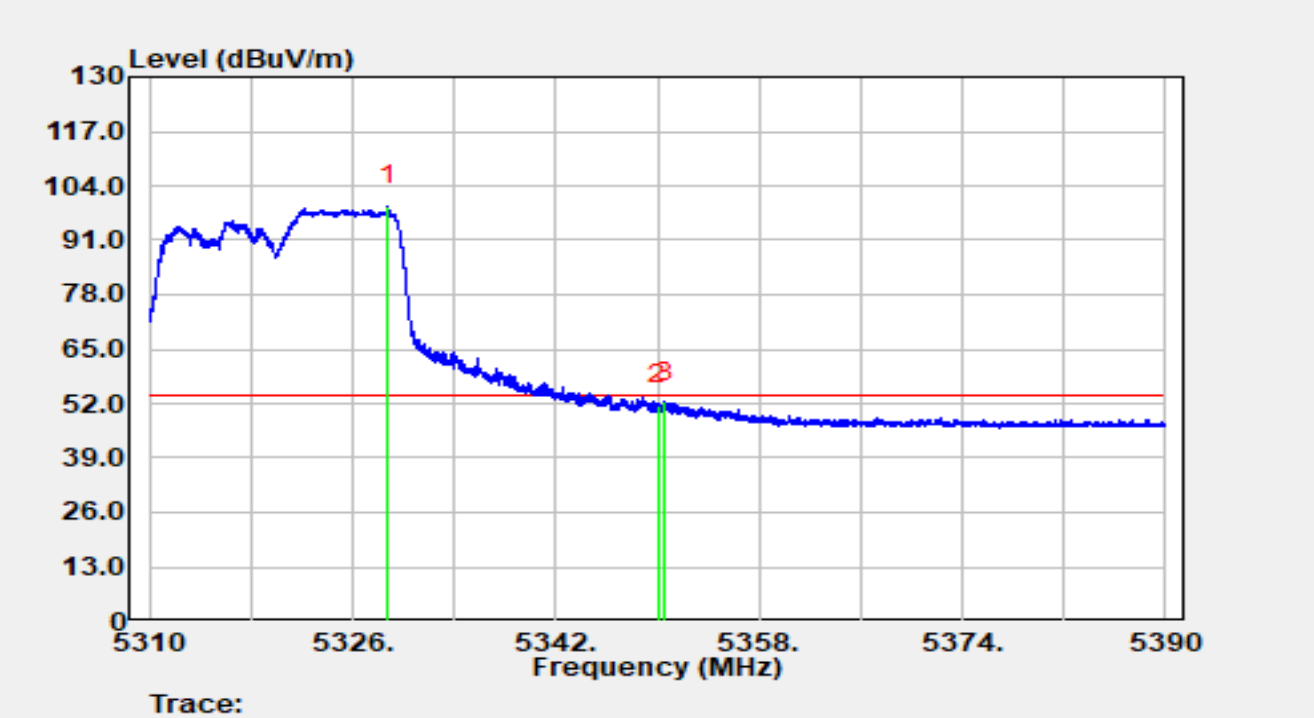

No	Mark	Frequency (MHz)	Reading (dBμV)	C.F (dB/m)	Measurement (dBμV/m)	Margin (dB)	Limit (dBμV/m)	Detector
1		5328.74	79.01	20.14	99.15	N/A	N/A	Average
2		5350.00	31.52	20.09	51.61	-2.39	54.00	Average
3	*	5350.60	32.25	20.08	52.33	-1.67	54.00	Average

Notes:

1. " * ", means this data is the worst emission level.

2. C.F (dB/m) = Antenna Factor (dB/m) + Cable Loss (dB) + Attenuation (dB) - AMP (dB).

3. Measurement (dBμV/m) = Reading (dBμV) + C.F (dB/m).

Site	WZ-AC1	Test Date	2025-05-15
Temperature	25.0 °C	Humidity	43.8 %
Limit	FCC_5G_RE (3m)	Test Engineer	Jerry Lu
Factor	BBHA 9120D_01167	Polarity	Vertical
EUT	Tablet Computer	Test Voltage	By Battery
Test Mode	Transmit by 802.11ax-HE20 at 5320MHz RU106/54		

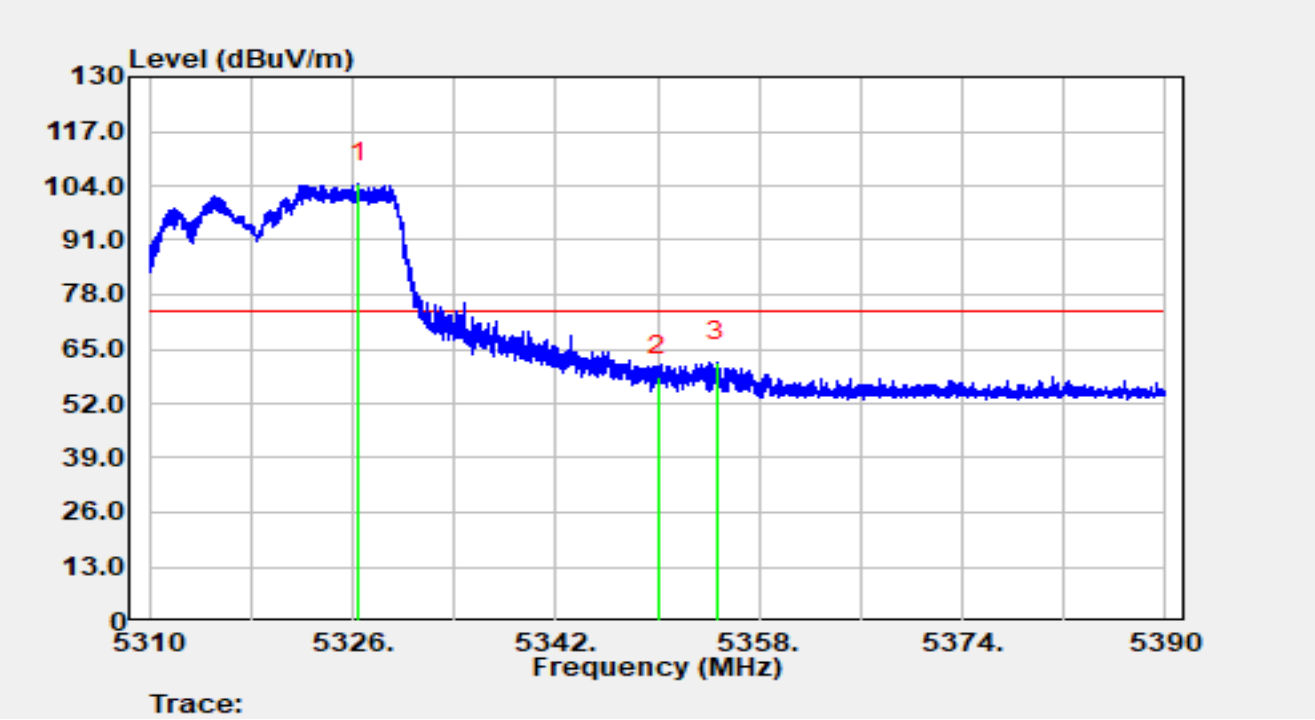

No	Mark	Frequency (MHz)	Reading (dBμV)	C.F (dB/m)	Measurement (dBμV/m)	Margin (dB)	Limit (dBμV/m)	Detector
1		5326.42	84.40	20.12	104.53	N/A	N/A	Peak
2		5350.00	38.31	20.09	58.39	-15.61	74.00	Peak
3	*	5354.66	41.89	20.07	61.96	-12.04	74.00	Peak

Notes:

1. " * ", means this data is the worst emission level.

2. C.F (dB/m) = Antenna Factor (dB/m) + Cable Loss (dB) + Attenuation (dB) - AMP (dB).

3. Measurement (dBμV/m) = Reading (dBμV) + C.F (dB/m).

Site	WZ-AC1	Test Date	2025-05-15
Temperature	25.0 °C	Humidity	43.8 %
Limit	FCC_5G_RE (3m)	Test Engineer	Jerry Lu
Factor	BBHA 9120D_01167	Polarity	Vertical
EUT	Tablet Computer	Test Voltage	By Battery
Test Mode	Transmit by 802.11ax-HE20 at 5320MHz RU106/54		

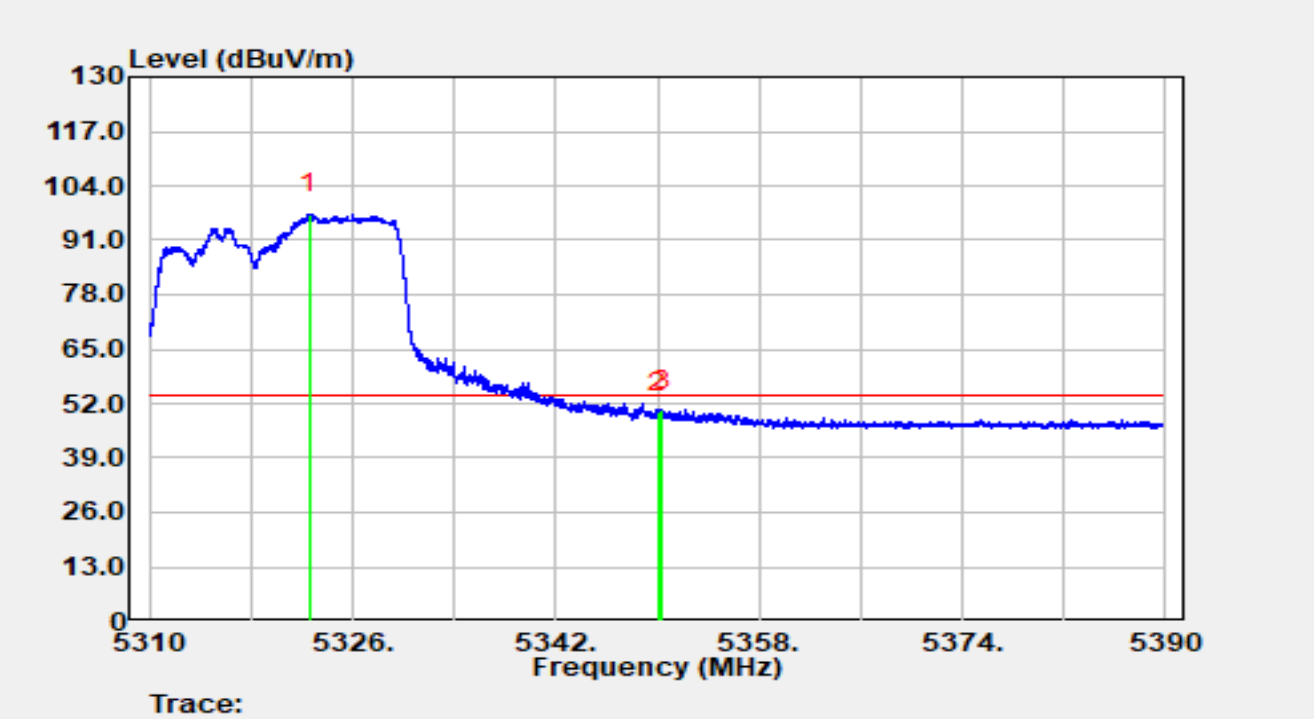

No	Mark	Frequency (MHz)	Reading (dBμV)	C.F (dB/m)	Measurement (dBμV/m)	Margin (dB)	Limit (dBμV/m)	Detector
1		5322.59	77.10	20.09	97.19	N/A	N/A	Average
2		5350.00	29.88	20.09	49.97	-4.03	54.00	Average
3	*	5350.40	30.40	20.08	50.48	-3.52	54.00	Average

Notes:

1. " * ", means this data is the worst emission level.

2. C.F (dB/m) = Antenna Factor (dB/m) + Cable Loss (dB) + Attenuation (dB) - AMP (dB).

3. Measurement (dBμV/m) = Reading (dBμV) + C.F (dB/m).

Site	WZ-AC1	Test Date	2025-05-15
Temperature	25.0 °C	Humidity	43.8 %
Limit	FCC_5G_RE (3m)	Test Engineer	Jerry Lu
Factor	BBHA 9120D_01167	Polarity	Horizontal
EUT	Tablet Computer	Test Voltage	By Battery
Test Mode	Transmit by 802.11ax-HE20 at 5320MHz RU242/61		

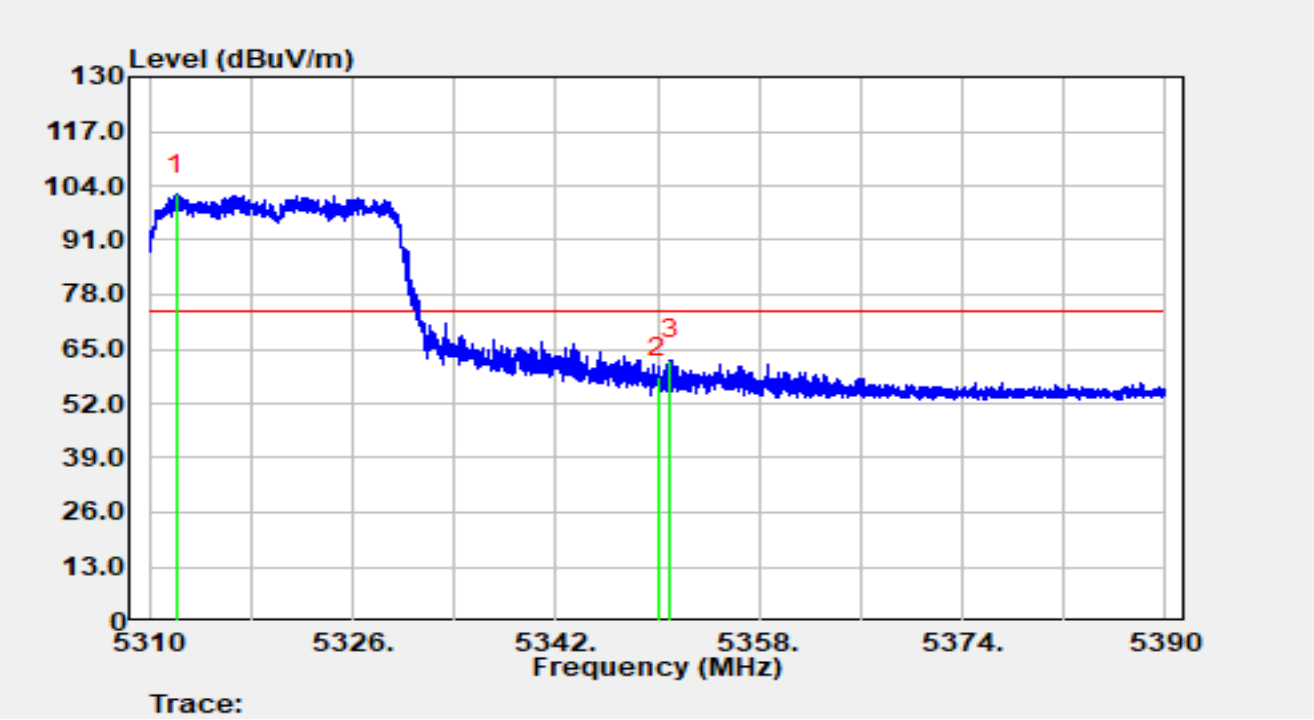

No	Mark	Frequency (MHz)	Reading (dBμV)	C.F (dB/m)	Measurement (dBμV/m)	Margin (dB)	Limit (dBμV/m)	Detector
1		5312.15	81.84	20.03	101.87	N/A	N/A	Peak
2		5350.00	38.20	20.09	58.29	-15.71	74.00	Peak
3	*	5351.05	42.30	20.08	62.38	-11.62	74.00	Peak

Notes:

1. " * ", means this data is the worst emission level.

2. C.F (dB/m) = Antenna Factor (dB/m) + Cable Loss (dB) + Attenuation (dB) - AMP (dB).

3. Measurement (dBμV/m) = Reading (dBμV) + C.F (dB/m).

Site	WZ-AC1	Test Date	2025-05-15
Temperature	25.0 °C	Humidity	43.8 %
Limit	FCC_5G_RE (3m)	Test Engineer	Jerry Lu
Factor	BBHA 9120D_01167	Polarity	Horizontal
EUT	Tablet Computer	Test Voltage	By Battery
Test Mode	Transmit by 802.11ax-HE20 at 5320MHz RU242/61		

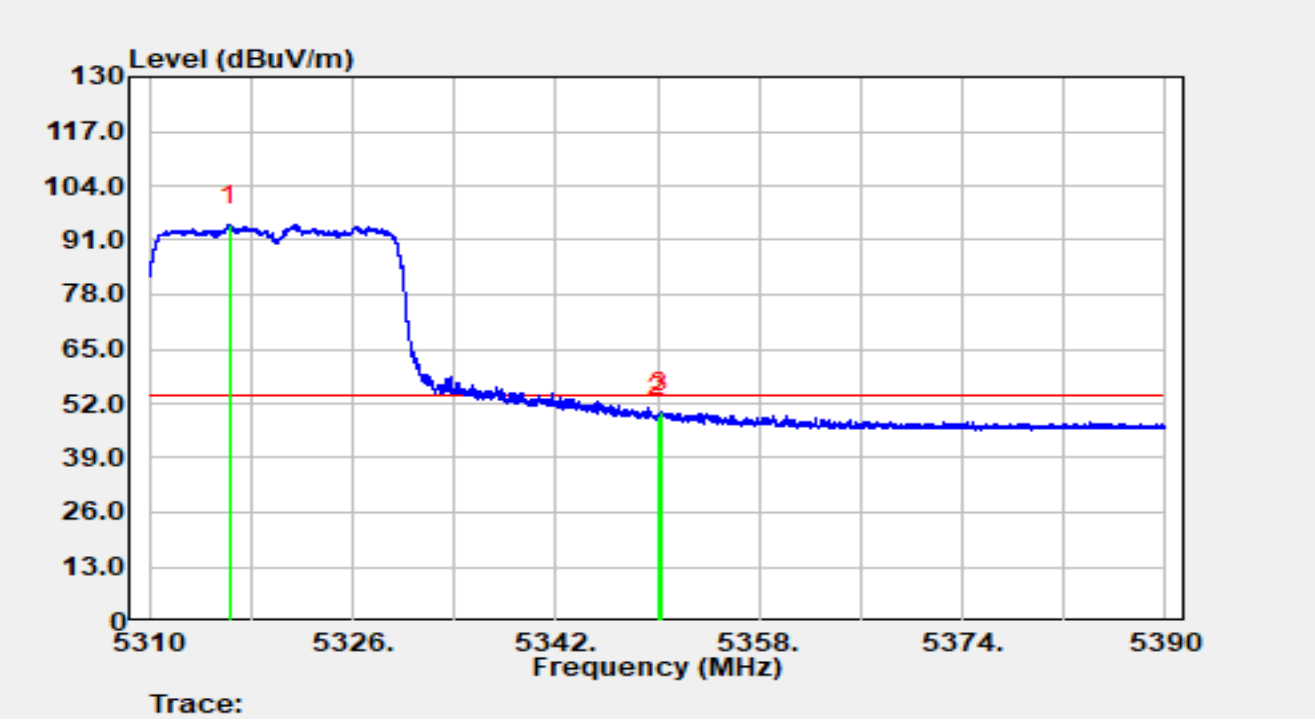

No	Mark	Frequency (MHz)	Reading (dBμV)	C.F (dB/m)	Measurement (dBμV/m)	Margin (dB)	Limit (dBμV/m)	Detector
1		5316.30	74.55	20.05	94.60	N/A	N/A	Average
2		5350.00	28.80	20.09	48.89	-5.11	54.00	Average
3	*	5350.26	29.87	20.08	49.96	-4.04	54.00	Average

Notes:

1. " * ", means this data is the worst emission level.

2. C.F (dB/m) = Antenna Factor (dB/m) + Cable Loss (dB) + Attenuation (dB) - AMP (dB).

3. Measurement (dBμV/m) = Reading (dBμV) + C.F (dB/m).

Site	WZ-AC1	Test Date	2025-05-15
Temperature	25.0 °C	Humidity	43.8 %
Limit	FCC_5G_RE (3m)	Test Engineer	Jerry Lu
Factor	BBHA 9120D_01167	Polarity	Vertical
EUT	Tablet Computer	Test Voltage	By Battery
Test Mode	Transmit by 802.11ax-HE20 at 5320MHz RU242/61		

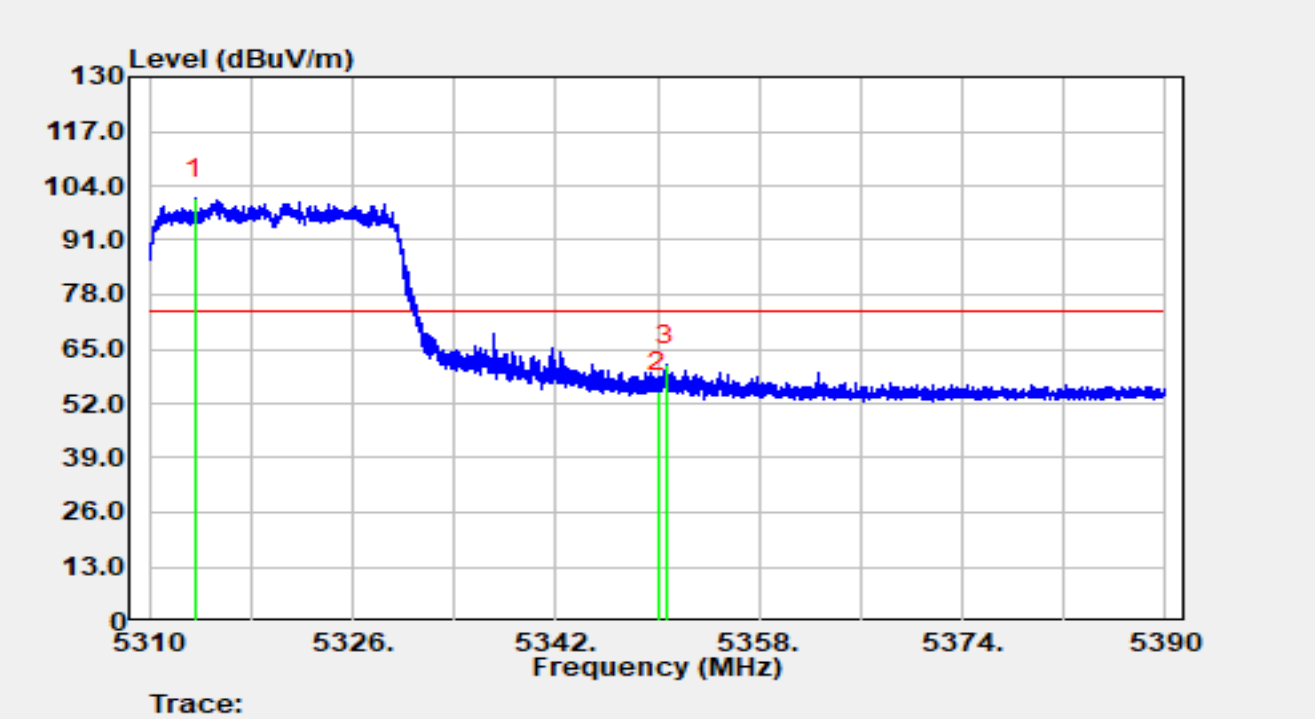

No	Mark	Frequency (MHz)	Reading (dBμV)	C.F (dB/m)	Measurement (dBμV/m)	Margin (dB)	Limit (dBμV/m)	Detector
1		5313.57	80.81	20.04	100.85	N/A	N/A	Peak
2		5350.00	34.69	20.09	54.78	-19.22	74.00	Peak
3	*	5350.65	41.17	20.08	61.25	-12.75	74.00	Peak

Notes:

1. " * ", means this data is the worst emission level.

2. C.F (dB/m) = Antenna Factor (dB/m) + Cable Loss (dB) + Attenuation (dB) - AMP (dB).

3. Measurement (dBμV/m) = Reading (dBμV) + C.F (dB/m).

Site	WZ-AC1	Test Date	2025-05-15
Temperature	25.0 °C	Humidity	43.8 %
Limit	FCC_5G_RE (3m)	Test Engineer	Jerry Lu
Factor	BBHA 9120D_01167	Polarity	Vertical
EUT	Tablet Computer	Test Voltage	By Battery
Test Mode	Transmit by 802.11ax-HE20 at 5320MHz RU242/61		

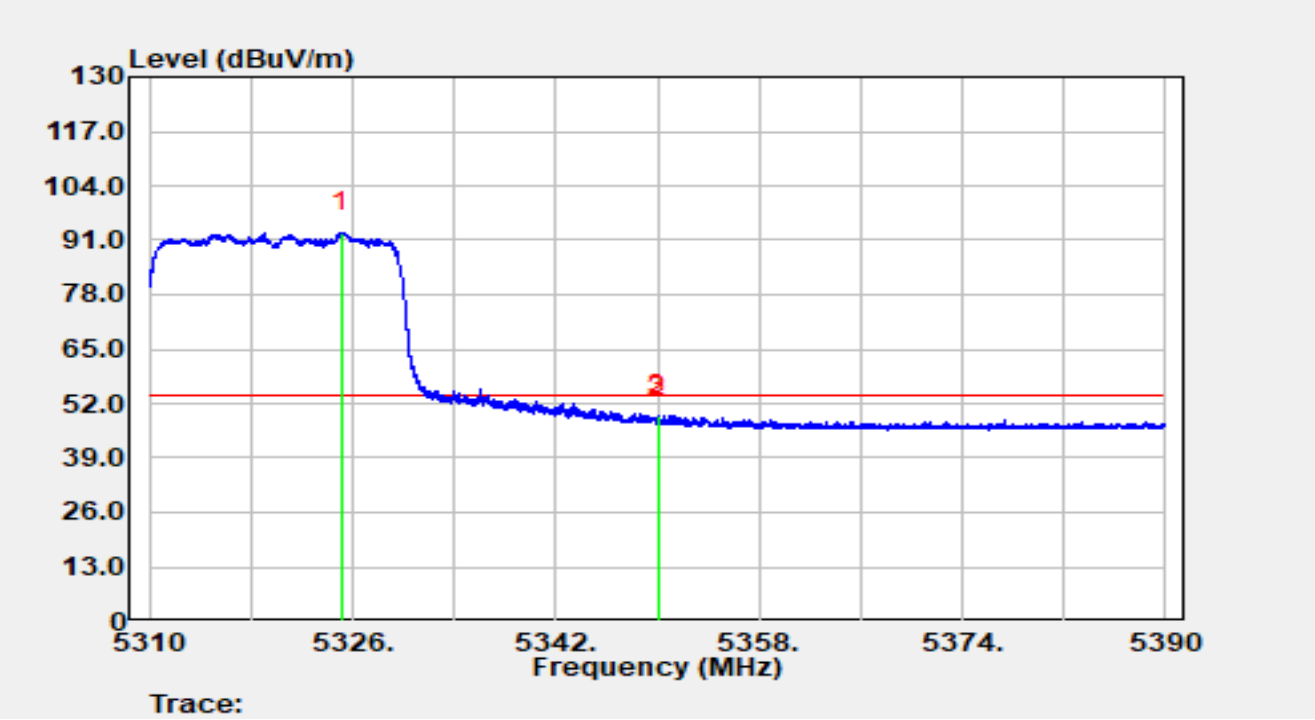

No	Mark	Frequency (MHz)	Reading (dBμV)	C.F (dB/m)	Measurement (dBμV/m)	Margin (dB)	Limit (dBμV/m)	Detector
1		5325.09	72.71	20.11	92.82	N/A	N/A	Average
2		5350.00	28.64	20.09	48.73	-5.27	54.00	Average
3	*	5350.09	29.15	20.09	49.24	-4.76	54.00	Average

Notes:

1. " * ", means this data is the worst emission level.

2. C.F (dB/m) = Antenna Factor (dB/m) + Cable Loss (dB) + Attenuation (dB) - AMP (dB).

3. Measurement (dBμV/m) = Reading (dBμV) + C.F (dB/m).

Site	WZ-AC1	Test Date	2025-05-15
Temperature	25.0 °C	Humidity	43.8 %
Limit	FCC_5G_RE (3m)	Test Engineer	Jerry Lu
Factor	BBHA 9120D_01167	Polarity	Horizontal
EUT	Tablet Computer	Test Voltage	By Battery
Test Mode	Transmit by 802.11ax-HE20 at 5500MHz RU26/0		

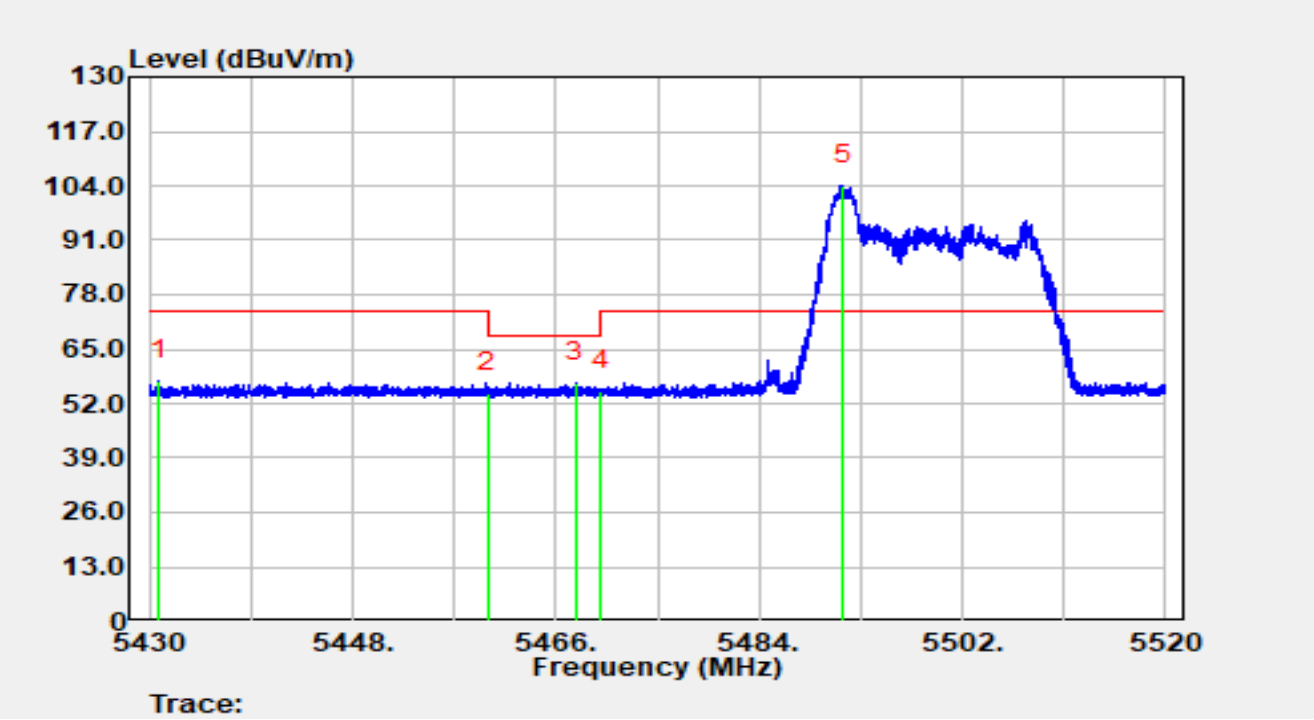

No	Mark	Frequency (MHz)	Reading (dBμV)	C.F (dB/m)	Measurement (dBμV/m)	Margin (dB)	Limit (dBμV/m)	Detector
1		5430.86	37.17	20.35	57.53	-16.47	74.00	Peak
2		5460.00	34.25	20.40	54.65	-13.55	68.20	Peak
3	*	5467.76	36.81	20.33	57.14	-11.06	68.20	Peak
4		5470.00	34.71	20.31	55.01	-13.19	68.20	Peak
5		5491.43	83.69	20.39	104.08	N/A	N/A	Peak

Notes:

1. " * ", means this data is the worst emission level.

2. C.F (dB/m) = Antenna Factor (dB/m) + Cable Loss (dB) + Attenuation (dB) - AMP (dB).

3. Measurement (dBμV/m) = Reading (dBμV) + C.F (dB/m).

Site	WZ-AC1	Test Date	2025-05-15
Temperature	25.0 °C	Humidity	43.8 %
Limit	FCC_5G_RE (3m)	Test Engineer	Jerry Lu
Factor	BBHA 9120D_01167	Polarity	Horizontal
EUT	Tablet Computer	Test Voltage	By Battery
Test Mode	Transmit by 802.11ax-HE20 at 5500MHz RU26/0		

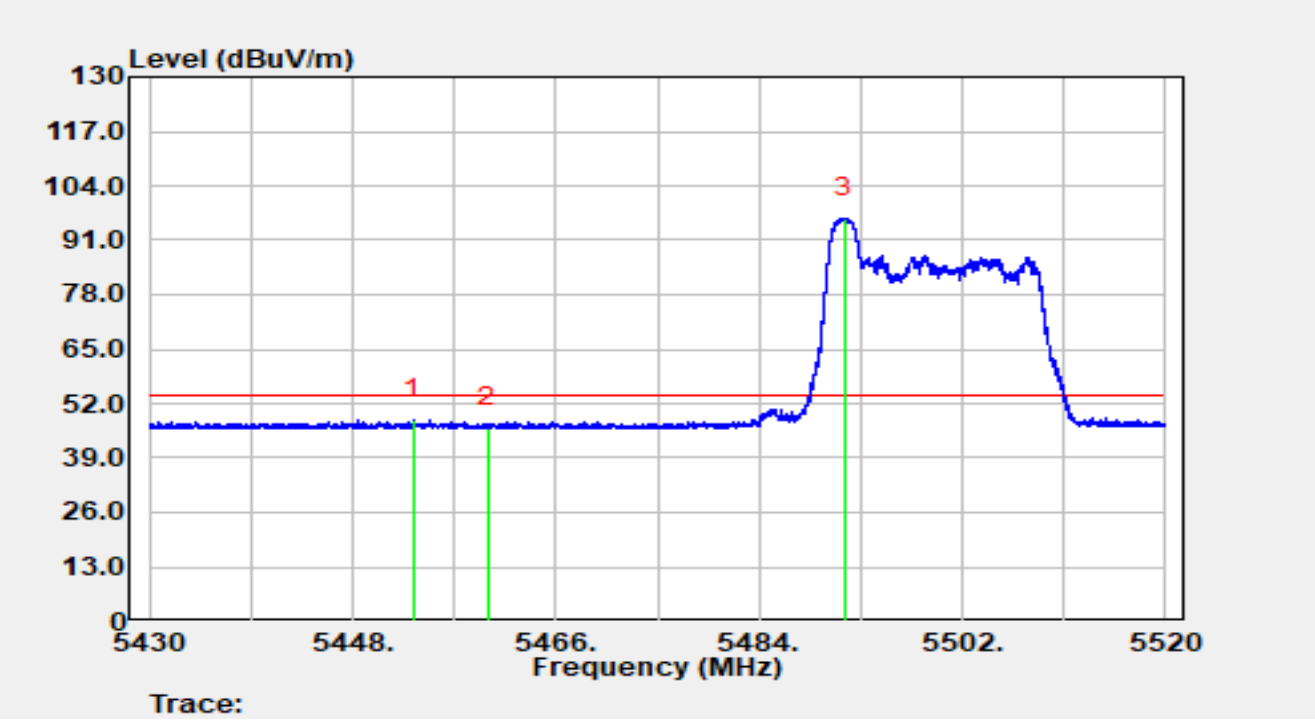

No	Mark	Frequency (MHz)	Reading (dBμV)	C.F (dB/m)	Measurement (dBμV/m)	Margin (dB)	Limit (dBμV/m)	Detector
1	*	5453.43	27.70	20.43	48.13	-5.87	54.00	Average
2		5460.00	25.92	20.40	46.31	-7.69	54.00	Average
3		5491.52	76.01	20.39	96.40	N/A	N/A	Average

Notes:

1. " * ", means this data is the worst emission level.

2. C.F (dB/m) = Antenna Factor (dB/m) + Cable Loss (dB) + Attenuation (dB) - AMP (dB).

3. Measurement (dBμV/m) = Reading (dBμV) + C.F (dB/m).

Site	WZ-AC1	Test Date	2025-05-15
Temperature	25.0 °C	Humidity	43.8 %
Limit	FCC_5G_RE (3m)	Test Engineer	Jerry Lu
Factor	BBHA 9120D_01167	Polarity	Vertical
EUT	Tablet Computer	Test Voltage	By Battery
Test Mode	Transmit by 802.11ax-HE20 at 5500MHz RU26/0		

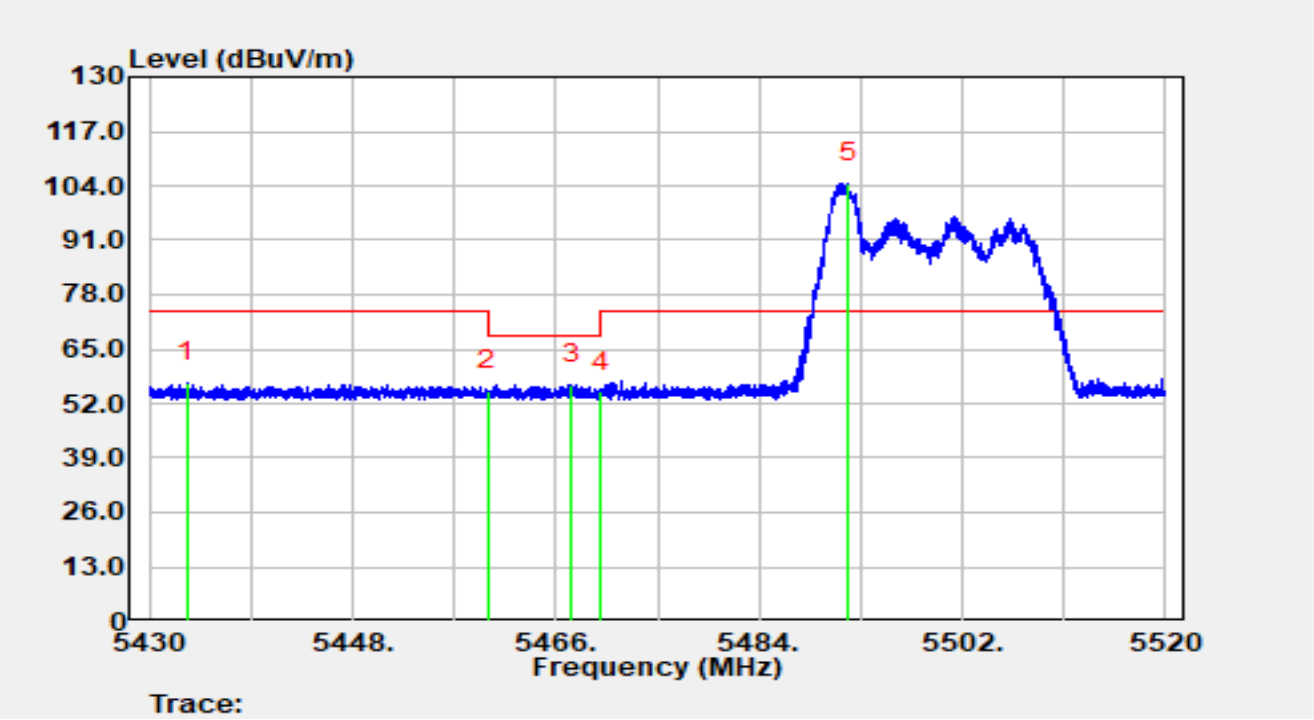

No	Mark	Frequency (MHz)	Reading (dBμV)	C.F (dB/m)	Measurement (dBμV/m)	Margin (dB)	Limit (dBμV/m)	Detector
1		5433.31	36.74	20.35	57.09	-16.91	74.00	Peak
2		5460.00	34.63	20.40	55.03	-13.17	68.20	Peak
3	*	5467.40	36.27	20.33	56.60	-11.60	68.20	Peak
4		5470.00	34.41	20.31	54.72	-13.48	68.20	Peak
5		5491.93	84.27	20.39	104.67	N/A	N/A	Peak

Notes:

1. " * ", means this data is the worst emission level.

2. C.F (dB/m) = Antenna Factor (dB/m) + Cable Loss (dB) + Attenuation (dB) - AMP (dB).

3. Measurement (dBμV/m) = Reading (dBμV) + C.F (dB/m).

Site	WZ-AC1	Test Date	2025-05-15
Temperature	25.0 °C	Humidity	43.8 %
Limit	FCC_5G_RE (3m)	Test Engineer	Jerry Lu
Factor	BBHA 9120D_01167	Polarity	Vertical
EUT	Tablet Computer	Test Voltage	By Battery
Test Mode	Transmit by 802.11ax-HE20 at 5500MHz RU26/0		

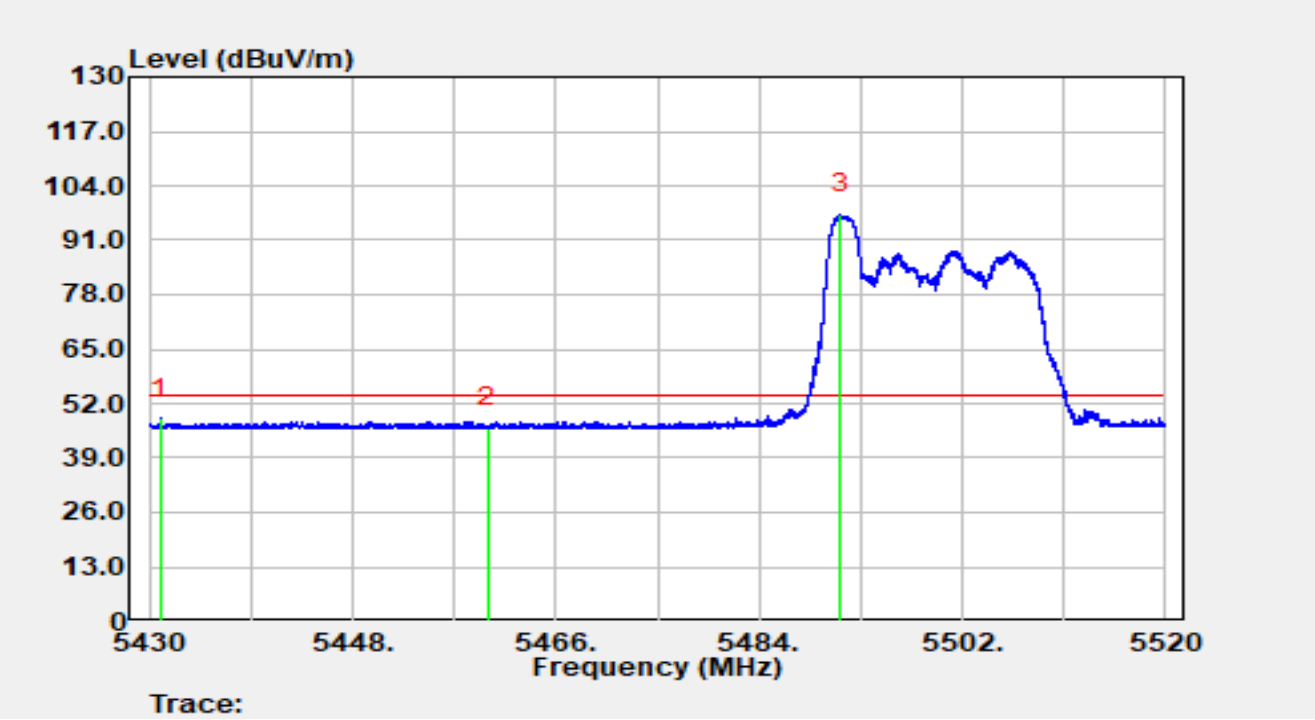

No	Mark	Frequency (MHz)	Reading (dBμV)	C.F (dB/m)	Measurement (dBμV/m)	Margin (dB)	Limit (dBμV/m)	Detector
1	*	5431.01	27.99	20.35	48.34	-5.66	54.00	Average
2		5460.00	25.92	20.40	46.31	-7.69	54.00	Average
3		5491.18	76.87	20.39	97.25	N/A	N/A	Average

Notes:

1. " * ", means this data is the worst emission level.

2. C.F (dB/m) = Antenna Factor (dB/m) + Cable Loss (dB) + Attenuation (dB) - AMP (dB).

3. Measurement (dBμV/m) = Reading (dBμV) + C.F (dB/m).

Site	WZ-AC1	Test Date	2025-05-15
Temperature	25.0 °C	Humidity	43.8 %
Limit	FCC_5G_RE (3m)	Test Engineer	Jerry Lu
Factor	BBHA 9120D_01167	Polarity	Horizontal
EUT	Tablet Computer	Test Voltage	By Battery
Test Mode	Transmit by 802.11ax-HE20 at 5500MHz RU52/37		

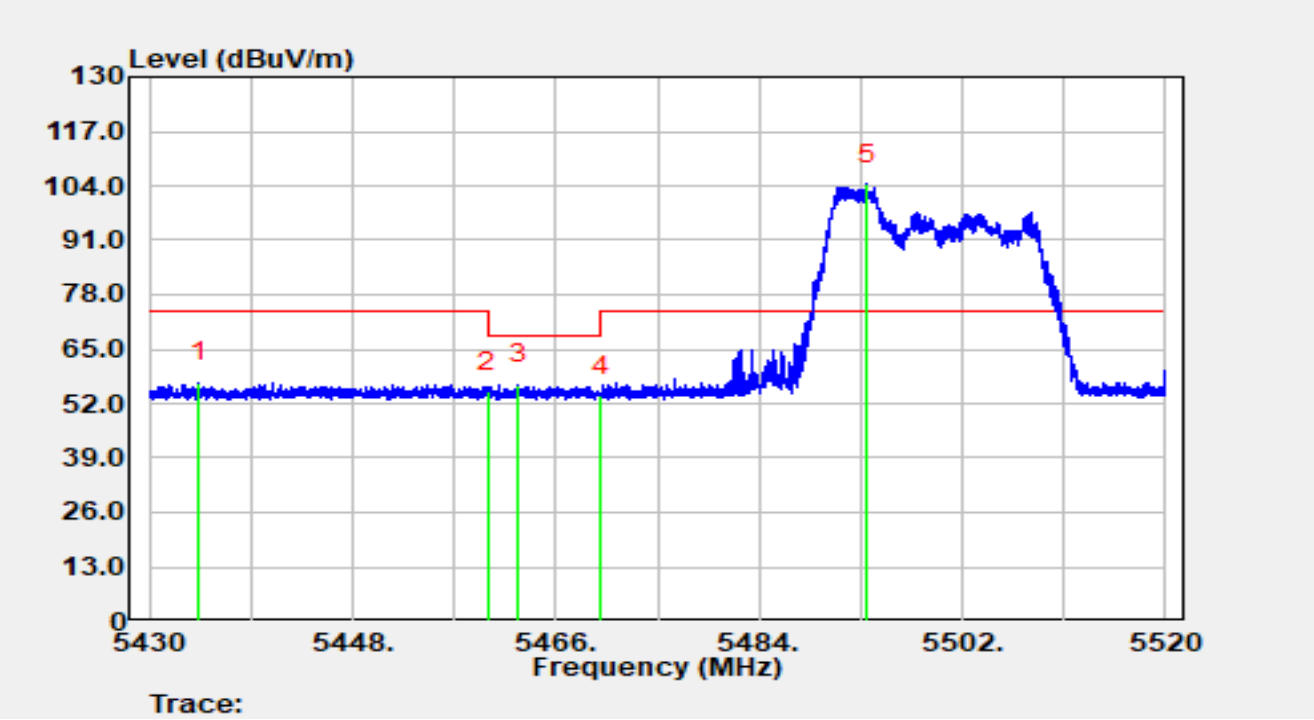

No	Mark	Frequency (MHz)	Reading (dBμV)	C.F (dB/m)	Measurement (dBμV/m)	Margin (dB)	Limit (dBμV/m)	Detector
1		5434.38	36.59	20.35	56.94	-17.06	74.00	Peak
2		5460.00	34.35	20.40	54.75	-13.45	68.20	Peak
3	*	5462.69	36.16	20.37	56.53	-11.67	68.20	Peak
4		5470.00	33.64	20.31	53.95	-14.25	68.20	Peak
5		5493.51	83.97	20.41	104.38	N/A	N/A	Peak

Notes:

1. " * ", means this data is the worst emission level.

2. C.F (dB/m) = Antenna Factor (dB/m) + Cable Loss (dB) + Attenuation (dB) - AMP (dB).

3. Measurement (dBμV/m) = Reading (dBμV) + C.F (dB/m).

Site	WZ-AC1	Test Date	2025-05-15
Temperature	25.0 °C	Humidity	43.8 %
Limit	FCC_5G_RE (3m)	Test Engineer	Jerry Lu
Factor	BBHA 9120D_01167	Polarity	Horizontal
EUT	Tablet Computer	Test Voltage	By Battery
Test Mode	Transmit by 802.11ax-HE20 at 5500MHz RU52/37		

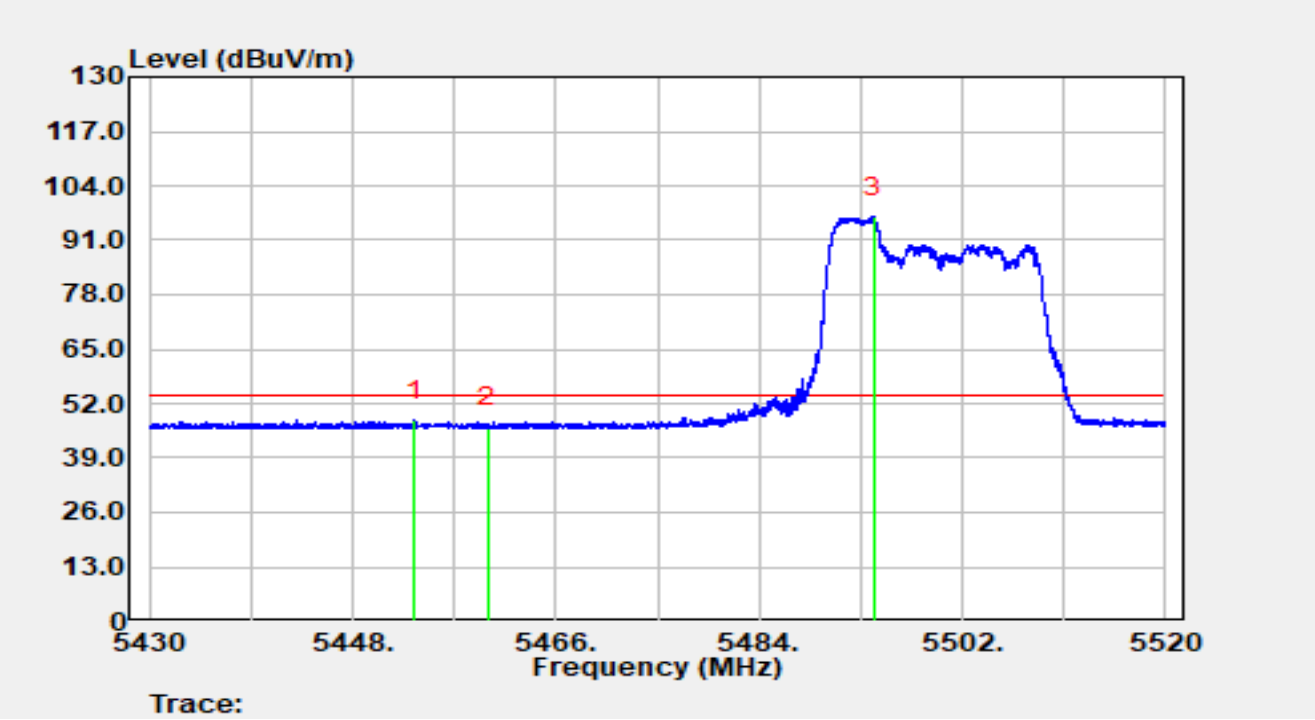

No	Mark	Frequency (MHz)	Reading (dBμV)	C.F (dB/m)	Measurement (dBμV/m)	Margin (dB)	Limit (dBμV/m)	Detector
1	*	5453.52	27.59	20.43	48.02	-5.98	54.00	Average
2		5460.00	25.82	20.40	46.21	-7.79	54.00	Average
3		5494.10	76.10	20.42	96.51	N/A	N/A	Average

Notes:

1. " * ", means this data is the worst emission level.

2. C.F (dB/m) = Antenna Factor (dB/m) + Cable Loss (dB) + Attenuation (dB) - AMP (dB).

3. Measurement (dBμV/m) = Reading (dBμV) + C.F (dB/m).

Site	WZ-AC1	Test Date	2025-05-15
Temperature	25.0 °C	Humidity	43.8 %
Limit	FCC_5G_RE (3m)	Test Engineer	Jerry Lu
Factor	BBHA 9120D_01167	Polarity	Vertical
EUT	Tablet Computer	Test Voltage	By Battery
Test Mode	Transmit by 802.11ax-HE20 at 5500MHz RU52/37		

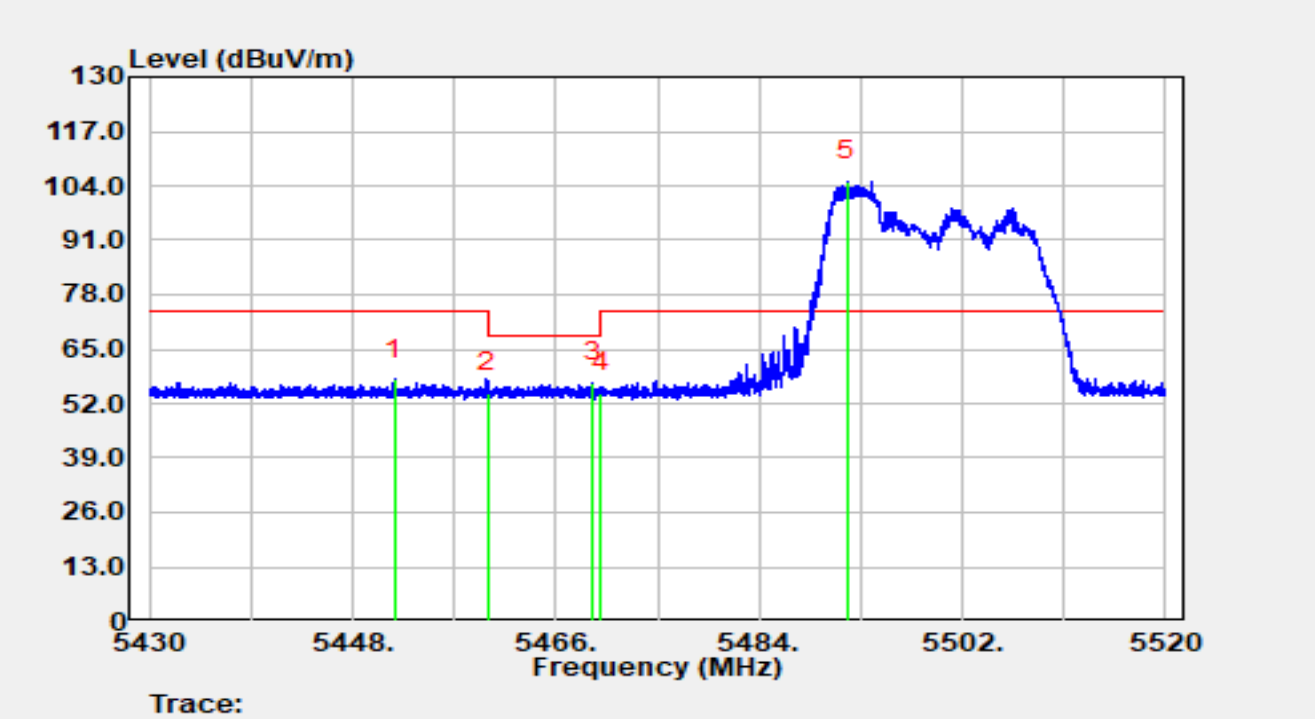

No	Mark	Frequency (MHz)	Reading (dBμV)	C.F (dB/m)	Measurement (dBμV/m)	Margin (dB)	Limit (dBμV/m)	Detector
1		5451.67	37.43	20.42	57.86	-16.14	74.00	Peak
2		5460.00	34.26	20.40	54.66	-13.54	68.20	Peak
3	*	5469.25	36.65	20.31	56.96	-11.24	68.20	Peak
4		5470.00	34.28	20.31	54.59	-13.61	68.20	Peak
5		5491.80	84.71	20.39	105.10	N/A	N/A	Peak

Notes:

1. " * ", means this data is the worst emission level.

2. C.F (dB/m) = Antenna Factor (dB/m) + Cable Loss (dB) + Attenuation (dB) - AMP (dB).

3. Measurement (dBμV/m) = Reading (dBμV) + C.F (dB/m).

Site	WZ-AC1	Test Date	2025-05-15
Temperature	25.0 °C	Humidity	43.8 %
Limit	FCC_5G_RE (3m)	Test Engineer	Jerry Lu
Factor	BBHA 9120D_01167	Polarity	Vertical
EUT	Tablet Computer	Test Voltage	By Battery
Test Mode	Transmit by 802.11ax-HE20 at 5500MHz RU52/37		

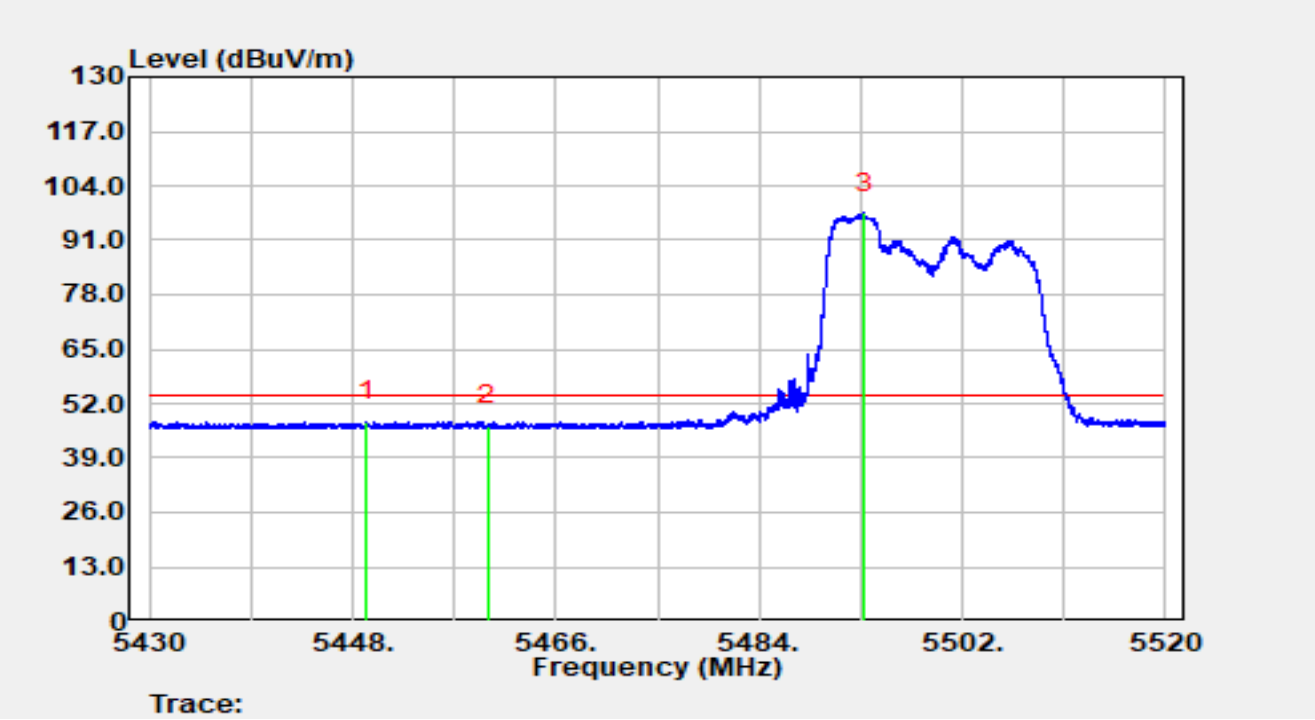

No	Mark	Frequency (MHz)	Reading (dBμV)	C.F (dB/m)	Measurement (dBμV/m)	Margin (dB)	Limit (dBμV/m)	Detector
1	*	5449.27	27.31	20.41	47.72	-6.28	54.00	Average
2		5460.00	26.29	20.40	46.68	-7.32	54.00	Average
3		5493.28	77.03	20.41	97.44	N/A	N/A	Average

Notes:

1. " * ", means this data is the worst emission level.

2. C.F (dB/m) = Antenna Factor (dB/m) + Cable Loss (dB) + Attenuation (dB) - AMP (dB).

3. Measurement (dBμV/m) = Reading (dBμV) + C.F (dB/m).

Site	WZ-AC1	Test Date	2025-05-15
Temperature	25.0 °C	Humidity	43.8 %
Limit	FCC_5G_RE (3m)	Test Engineer	Jerry Lu
Factor	BBHA 9120D_01167	Polarity	Horizontal
EUT	Tablet Computer	Test Voltage	By Battery
Test Mode	Transmit by 802.11ax-HE20 at 5500MHz RU106/53		

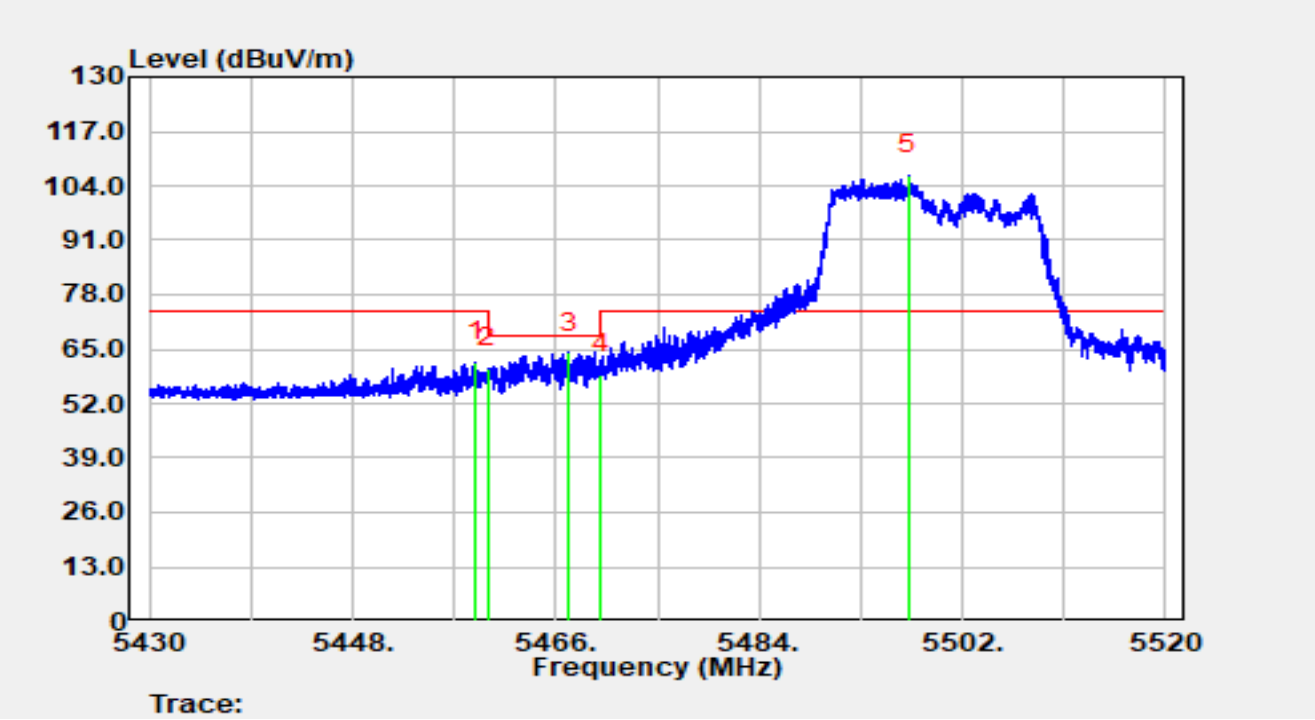

No	Mark	Frequency (MHz)	Reading (dBμV)	C.F (dB/m)	Measurement (dBμV/m)	Margin (dB)	Limit (dBμV/m)	Detector
1		5458.86	41.64	20.41	62.05	-11.95	74.00	Peak
2		5460.00	39.99	20.40	60.38	-7.82	68.20	Peak
3	*	5467.19	43.88	20.33	64.21	-3.99	68.20	Peak
4		5470.00	38.68	20.31	58.98	-9.22	68.20	Peak
5		5497.19	86.05	20.44	106.49	N/A	N/A	Peak

Notes:

1. " * ", means this data is the worst emission level.

2. C.F (dB/m) = Antenna Factor (dB/m) + Cable Loss (dB) + Attenuation (dB) - AMP (dB).

3. Measurement (dBμV/m) = Reading (dBμV) + C.F (dB/m).

Site	WZ-AC1	Test Date	2025-05-15
Temperature	25.0 °C	Humidity	43.8 %
Limit	FCC_5G_RE (3m)	Test Engineer	Jerry Lu
Factor	BBHA 9120D_01167	Polarity	Horizontal
EUT	Tablet Computer	Test Voltage	By Battery
Test Mode	Transmit by 802.11ax-HE20 at 5500MHz RU106/53		

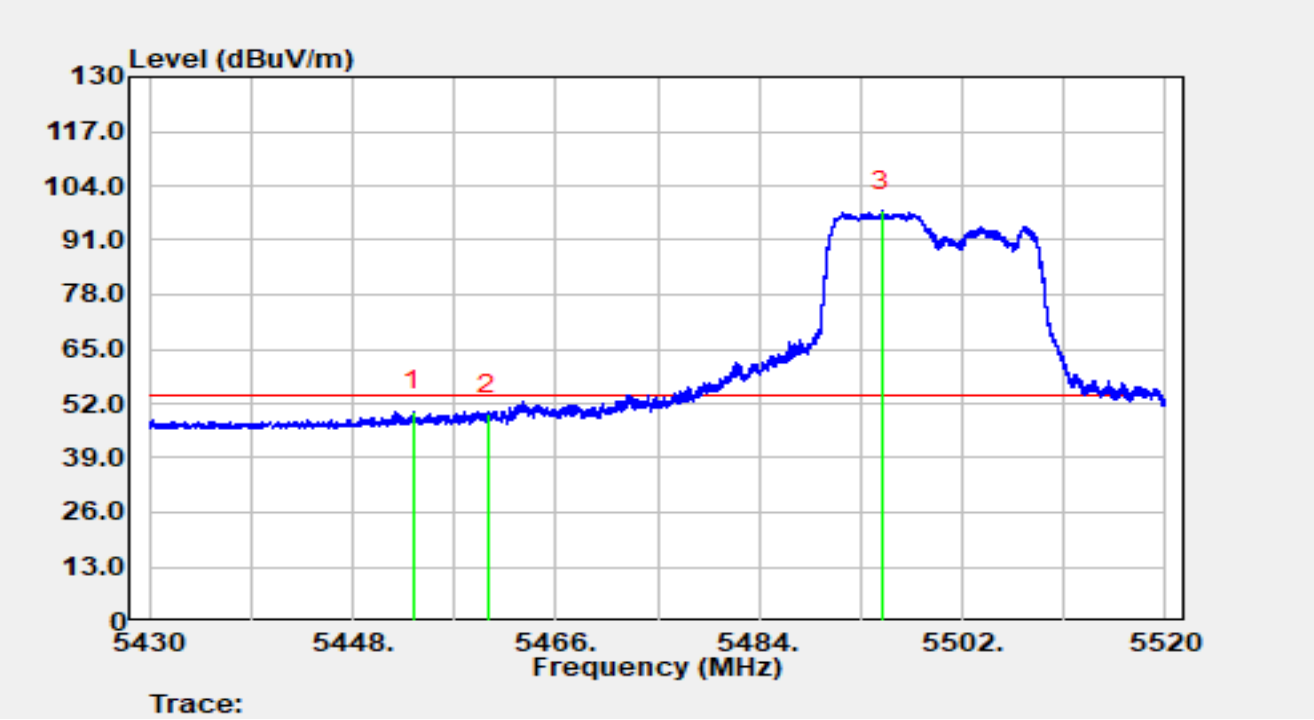

No	Mark	Frequency (MHz)	Reading (dBμV)	C.F (dB/m)	Measurement (dBμV/m)	Margin (dB)	Limit (dBμV/m)	Detector
1	*	5453.43	29.78	20.43	50.21	-3.79	54.00	Average
2		5460.00	29.11	20.40	49.51	-4.49	54.00	Average
3		5494.91	77.45	20.42	97.87	N/A	N/A	Average

Notes:

1. " * ", means this data is the worst emission level.

2. C.F (dB/m) = Antenna Factor (dB/m) + Cable Loss (dB) + Attenuation (dB) - AMP (dB).

3. Measurement (dBμV/m) = Reading (dBμV) + C.F (dB/m).

Site	WZ-AC1	Test Date	2025-05-15
Temperature	25.0 °C	Humidity	43.8 %
Limit	FCC_5G_RE (3m)	Test Engineer	Jerry Lu
Factor	BBHA 9120D_01167	Polarity	Vertical
EUT	Tablet Computer	Test Voltage	By Battery
Test Mode	Transmit by 802.11ax-HE20 at 5500MHz RU106/53		

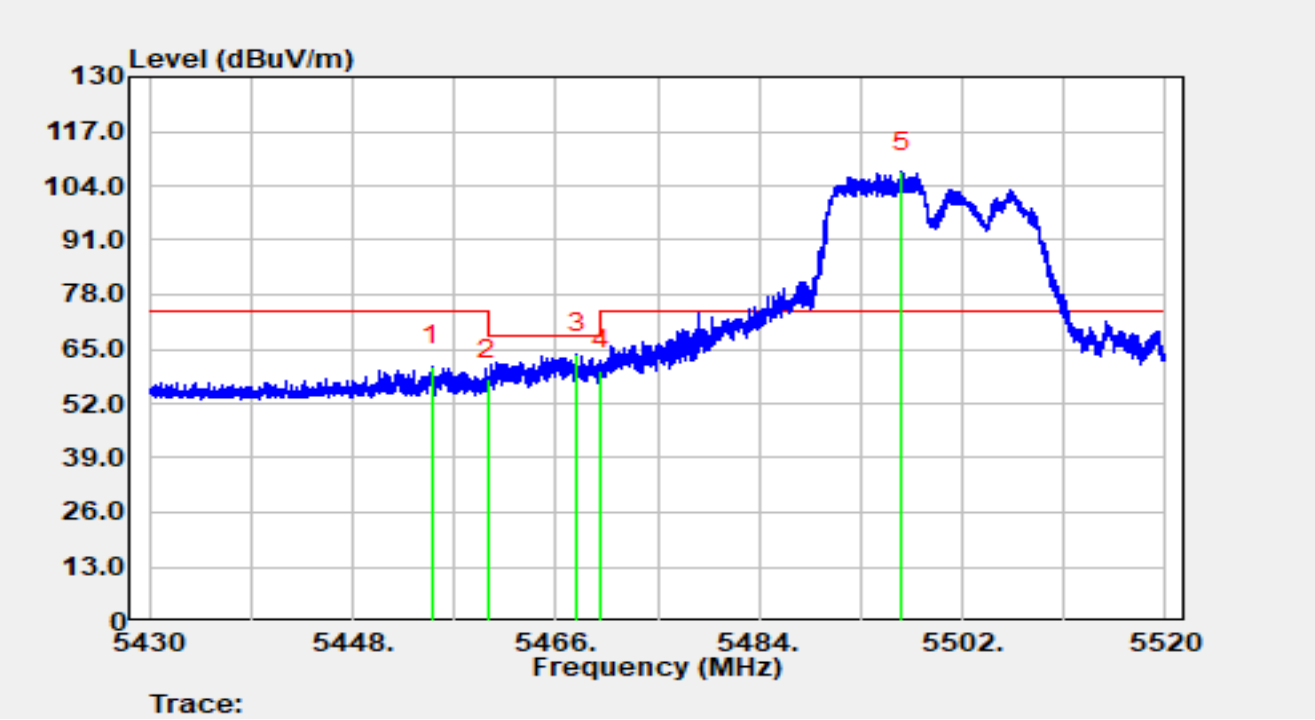

No	Mark	Frequency (MHz)	Reading (dBμV)	C.F (dB/m)	Measurement (dBμV/m)	Margin (dB)	Limit (dBμV/m)	Detector
1		5454.99	40.42	20.43	60.85	-13.15	74.00	Peak
2		5460.00	37.35	20.40	57.74	-10.46	68.20	Peak
3	*	5467.88	43.59	20.33	63.92	-4.28	68.20	Peak
4		5470.00	39.64	20.31	59.95	-8.25	68.20	Peak
5		5496.69	86.99	20.44	107.43	N/A	N/A	Peak

Notes:

1. " * ", means this data is the worst emission level.

2. C.F (dB/m) = Antenna Factor (dB/m) + Cable Loss (dB) + Attenuation (dB) - AMP (dB).

3. Measurement (dBμV/m) = Reading (dBμV) + C.F (dB/m).

Site	WZ-AC1	Test Date	2025-05-15
Temperature	25.0 °C	Humidity	43.8 %
Limit	FCC_5G_RE (3m)	Test Engineer	Jerry Lu
Factor	BBHA 9120D_01167	Polarity	Vertical
EUT	Tablet Computer	Test Voltage	By Battery
Test Mode	Transmit by 802.11ax-HE20 at 5500MHz RU106/53		

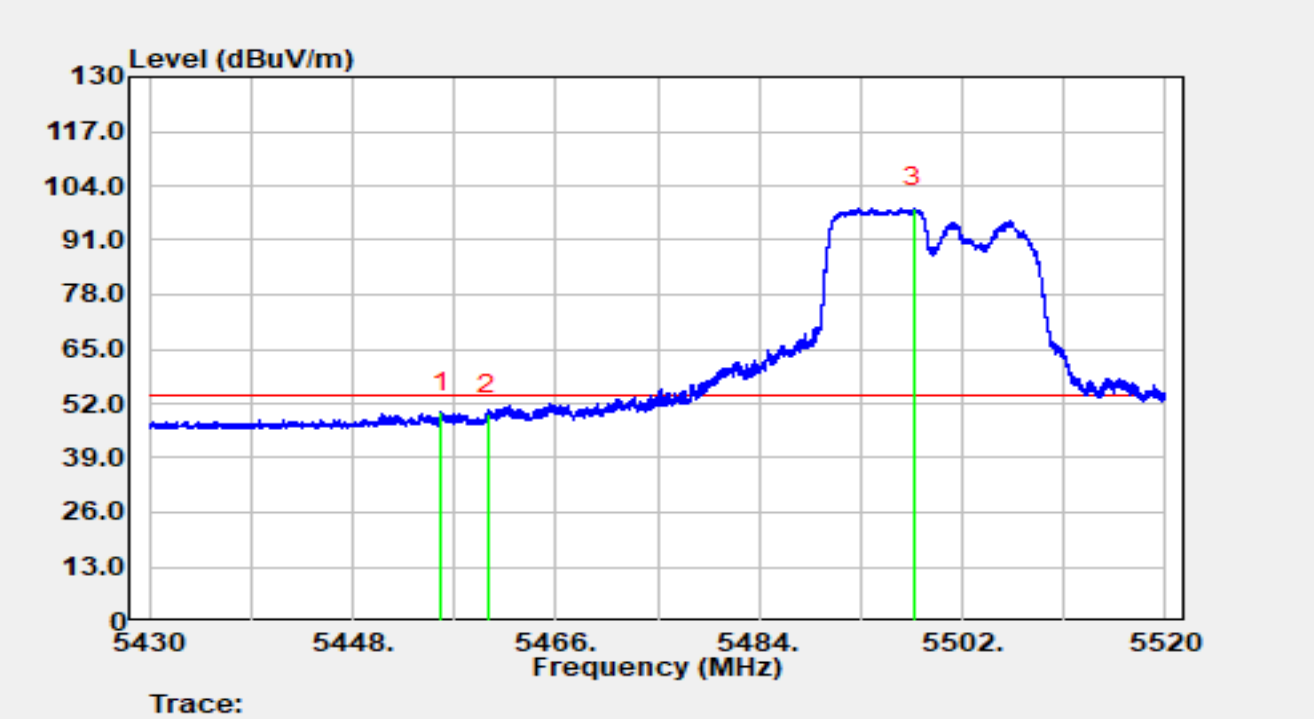

No	Mark	Frequency (MHz)	Reading (dBμV)	C.F (dB/m)	Measurement (dBμV/m)	Margin (dB)	Limit (dBμV/m)	Detector
1	*	5455.87	29.46	20.43	49.88	-4.12	54.00	Average
2		5460.00	29.03	20.40	49.43	-4.57	54.00	Average
3		5497.74	78.25	20.45	98.70	N/A	N/A	Average

Notes:

1. " * ", means this data is the worst emission level.

2. C.F (dB/m) = Antenna Factor (dB/m) + Cable Loss (dB) + Attenuation (dB) - AMP (dB).

3. Measurement (dBμV/m) = Reading (dBμV) + C.F (dB/m).

Site	WZ-AC1	Test Date	2025-05-15
Temperature	25.0 °C	Humidity	43.8 %
Limit	FCC_5G_RE (3m)	Test Engineer	Jerry Lu
Factor	BBHA 9120D_01167	Polarity	Horizontal
EUT	Tablet Computer	Test Voltage	By Battery
Test Mode	Transmit by 802.11ax-HE20 at 5500MHz RU242/61		

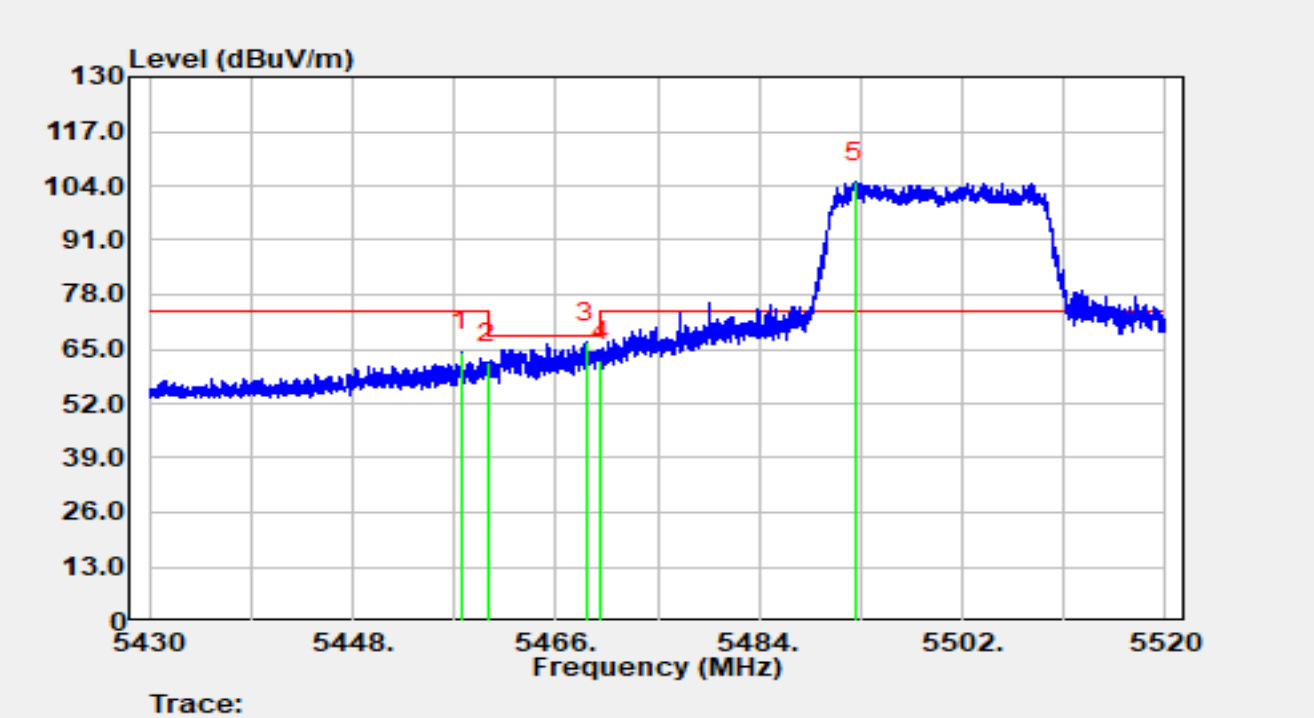

No	Mark	Frequency (MHz)	Reading (dBμV)	C.F (dB/m)	Measurement (dBμV/m)	Margin (dB)	Limit (dBμV/m)	Detector
1		5457.59	43.96	20.42	64.38	-9.62	74.00	Peak
2		5460.00	41.31	20.40	61.70	-6.50	68.20	Peak
3	*	5468.69	46.38	20.32	66.70	-1.50	68.20	Peak
4		5470.00	41.90	20.31	62.21	-5.99	68.20	Peak
5		5492.50	84.34	20.40	104.74	N/A	N/A	Peak

Notes:

1. " * ", means this data is the worst emission level.

2. C.F (dB/m) = Antenna Factor (dB/m) + Cable Loss (dB) + Attenuation (dB) - AMP (dB).

3. Measurement (dBμV/m) = Reading (dBμV) + C.F (dB/m).

Site	WZ-AC1	Test Date	2025-05-15
Temperature	25.0 °C	Humidity	43.8 %
Limit	FCC_5G_RE (3m)	Test Engineer	Jerry Lu
Factor	BBHA 9120D_01167	Polarity	Horizontal
EUT	Tablet Computer	Test Voltage	By Battery
Test Mode	Transmit by 802.11ax-HE20 at 5500MHz RU242/61		

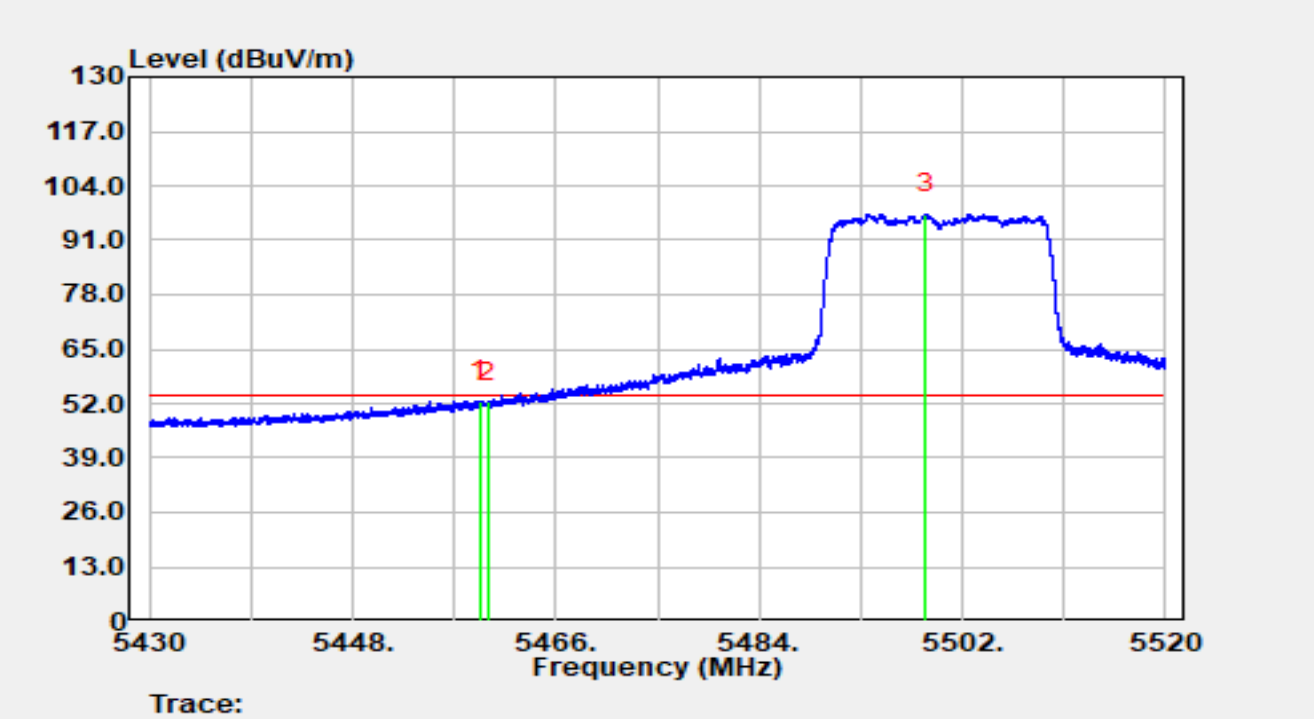

No	Mark	Frequency (MHz)	Reading (dBμV)	C.F (dB/m)	Measurement (dBμV/m)	Margin (dB)	Limit (dBμV/m)	Detector
1	*	5459.30	32.31	20.40	52.71	-1.29	54.00	Average
2		5460.00	31.95	20.40	52.34	-1.66	54.00	Average
3		5498.73	76.92	20.45	97.37	N/A	N/A	Average

Notes:

1. " * ", means this data is the worst emission level.

2. C.F (dB/m) = Antenna Factor (dB/m) + Cable Loss (dB) + Attenuation (dB) - AMP (dB).

3. Measurement (dBμV/m) = Reading (dBμV) + C.F (dB/m).

Site	WZ-AC1	Test Date	2025-05-15
Temperature	25.0 °C	Humidity	43.8 %
Limit	FCC_5G_RE (3m)	Test Engineer	Jerry Lu
Factor	BBHA 9120D_01167	Polarity	Vertical
EUT	Tablet Computer	Test Voltage	By Battery
Test Mode	Transmit by 802.11ax-HE20 at 5500MHz RU242/61		

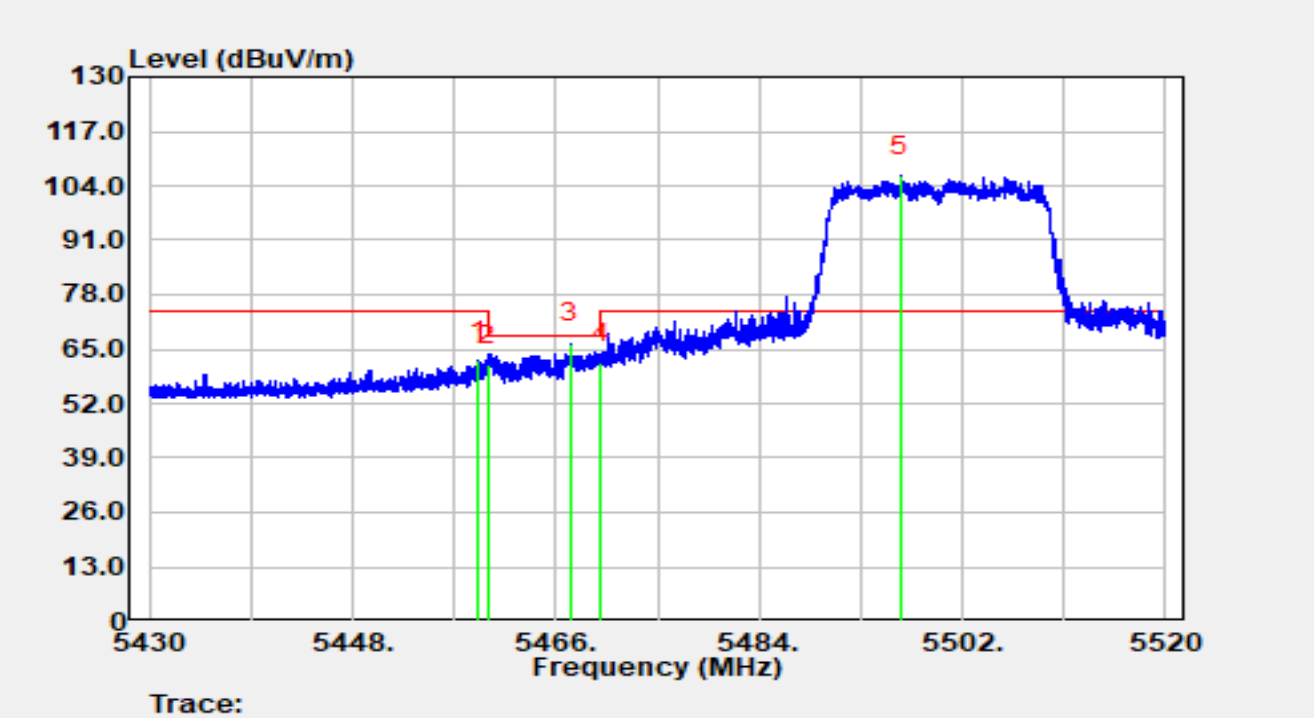

No	Mark	Frequency (MHz)	Reading (dBμV)	C.F (dB/m)	Measurement (dBμV/m)	Margin (dB)	Limit (dBμV/m)	Detector
1		5459.18	41.88	20.40	62.28	-11.72	74.00	Peak
2		5460.00	40.92	20.40	61.31	-6.89	68.20	Peak
3	*	5467.31	46.07	20.33	66.40	-1.80	68.20	Peak
4		5470.00	41.48	20.31	61.78	-6.42	68.20	Peak
5		5496.55	85.86	20.44	106.30	N/A	N/A	Peak

Notes:

1. " * ", means this data is the worst emission level.

2. C.F (dB/m) = Antenna Factor (dB/m) + Cable Loss (dB) + Attenuation (dB) - AMP (dB).

3. Measurement (dBμV/m) = Reading (dBμV) + C.F (dB/m).

Site	WZ-AC1	Test Date	2025-05-15
Temperature	25.0 °C	Humidity	43.8 %
Limit	FCC_5G_RE (3m)	Test Engineer	Jerry Lu
Factor	BBHA 9120D_01167	Polarity	Vertical
EUT	Tablet Computer	Test Voltage	By Battery
Test Mode	Transmit by 802.11ax-HE20 at 5500MHz RU242/61		

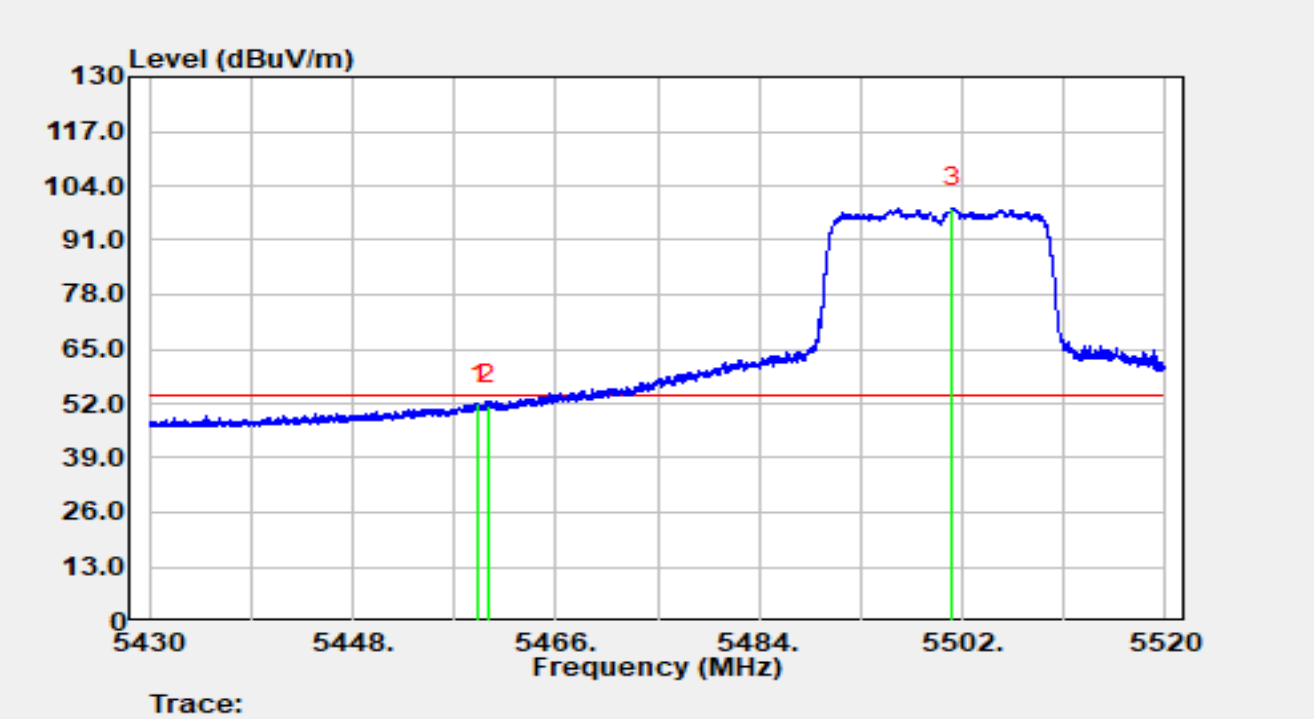

No	Mark	Frequency (MHz)	Reading (dBμV)	C.F (dB/m)	Measurement (dBμV/m)	Margin (dB)	Limit (dBμV/m)	Detector
1	*	5459.19	31.53	20.40	51.93	-2.07	54.00	Average
2		5460.00	31.19	20.40	51.58	-2.42	54.00	Average
3		5501.11	78.24	20.47	98.71	N/A	N/A	Average

Notes:

1. " * ", means this data is the worst emission level.

2. C.F (dB/m) = Antenna Factor (dB/m) + Cable Loss (dB) + Attenuation (dB) - AMP (dB).

3. Measurement (dBμV/m) = Reading (dBμV) + C.F (dB/m).

Site	WZ-AC1	Test Date	2025-05-15
Temperature	25.0 °C	Humidity	43.8 %
Limit	FCC_5G_RE (3m)	Test Engineer	Jerry Lu
Factor	BBHA 9120D_01167	Polarity	Horizontal
EUT	Tablet Computer	Test Voltage	By Battery
Test Mode	Transmit by 802.11ax-HE20 at 5700MHz RU26/8		

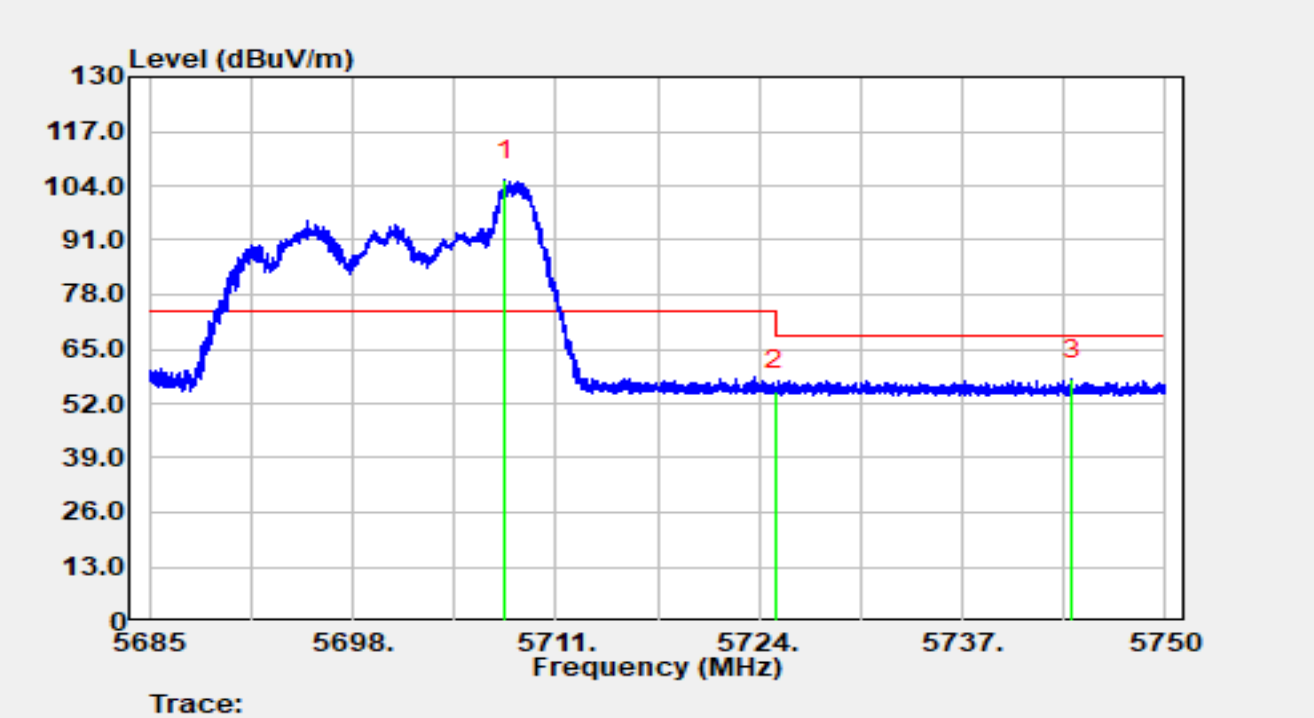

No	Mark	Frequency (MHz)	Reading (dBμV)	C.F (dB/m)	Measurement (dBμV/m)	Margin (dB)	Limit (dBμV/m)	Detector
1		5707.72	84.55	20.70	105.26	N/A	N/A	Peak
2		5725.00	34.30	20.69	54.98	-13.22	68.20	Peak
3	*	5743.99	37.25	20.58	57.83	-10.37	68.20	Peak

Notes:

1. " * ", means this data is the worst emission level.

2. C.F (dB/m) = Antenna Factor (dB/m) + Cable Loss (dB) + Attenuation (dB) - AMP (dB).

3. Measurement (dBμV/m) = Reading (dBμV) + C.F (dB/m).

Site	WZ-AC1	Test Date	2025-05-15
Temperature	25.0 °C	Humidity	43.8 %
Limit	FCC_5G_RE (3m)	Test Engineer	Jerry Lu
Factor	BBHA 9120D_01167	Polarity	Vertical
EUT	Tablet Computer	Test Voltage	By Battery
Test Mode	Transmit by 802.11ax-HE20 at 5700MHz RU26/8		

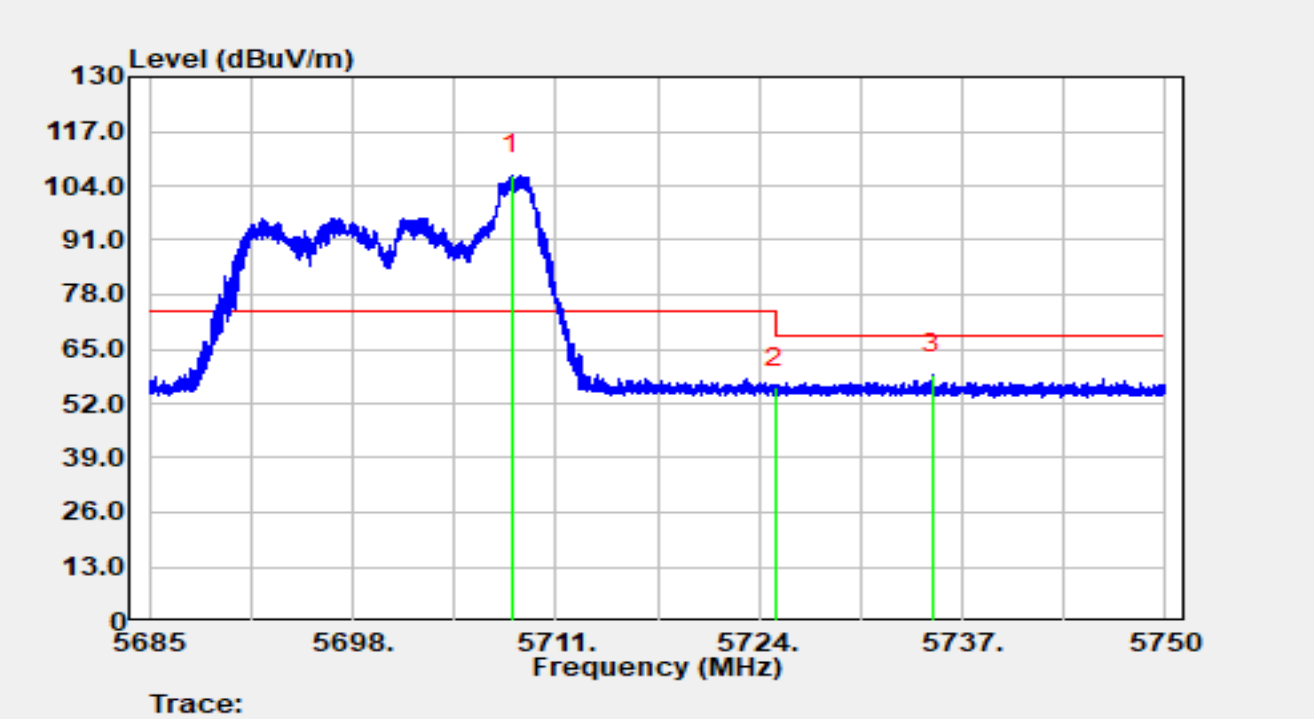

No	Mark	Frequency (MHz)	Reading (dBμV)	C.F (dB/m)	Measurement (dBμV/m)	Margin (dB)	Limit (dBμV/m)	Detector
1		5708.14	85.78	20.71	106.49	N/A	N/A	Peak
2		5725.00	35.22	20.69	55.91	-12.29	68.20	Peak
3	*	5735.11	38.30	20.63	58.93	-9.27	68.20	Peak

Notes:

1. " * ", means this data is the worst emission level.

2. C.F (dB/m) = Antenna Factor (dB/m) + Cable Loss (dB) + Attenuation (dB) - AMP (dB).

3. Measurement (dBμV/m) = Reading (dBμV) + C.F (dB/m).

Site	WZ-AC1	Test Date	2025-05-15
Temperature	25.0 °C	Humidity	43.8 %
Limit	FCC_5G_RE (3m)	Test Engineer	Jerry Lu
Factor	BBHA 9120D_01167	Polarity	Horizontal
EUT	Tablet Computer	Test Voltage	By Battery
Test Mode	Transmit by 802.11ax-HE20 at 5700MHz RU52/40		

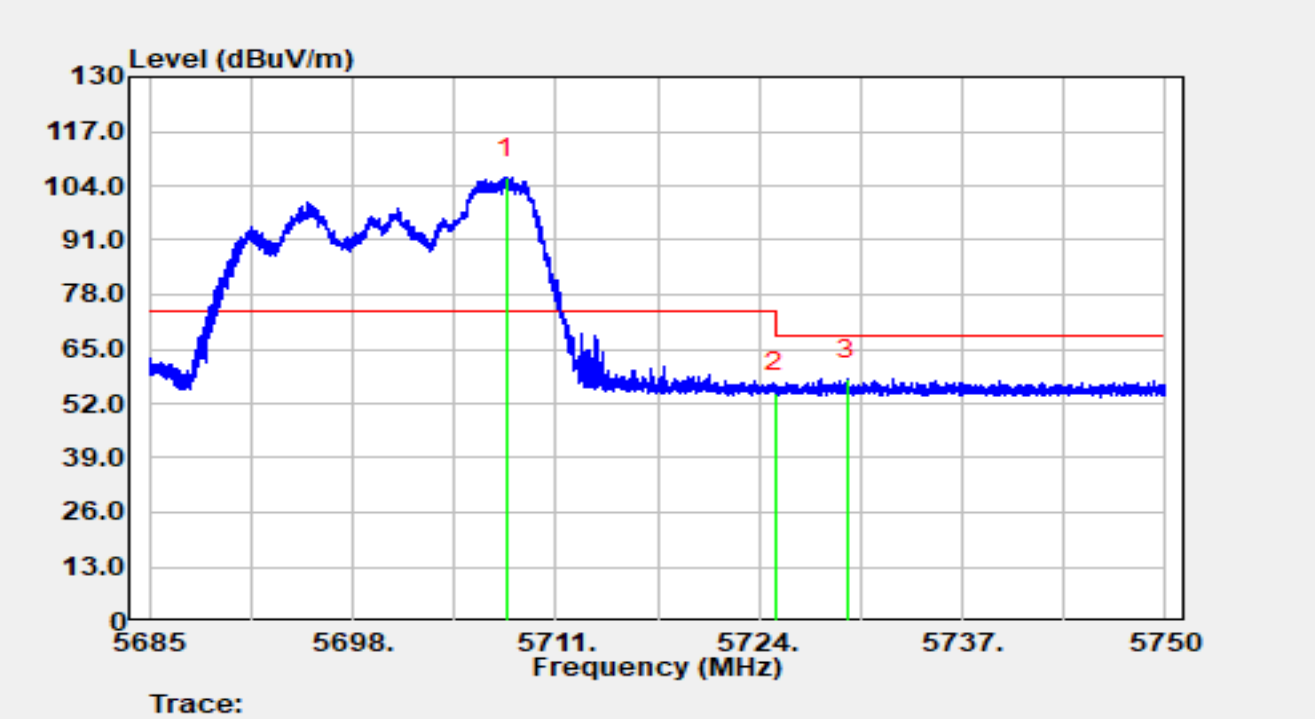

No	Mark	Frequency (MHz)	Reading (dBμV)	C.F (dB/m)	Measurement (dBμV/m)	Margin (dB)	Limit (dBμV/m)	Detector
1		5707.82	85.23	20.71	105.93	N/A	N/A	Peak
2		5725.00	33.90	20.69	54.59	-13.61	68.20	Peak
3	*	5729.62	37.19	20.66	57.85	-10.35	68.20	Peak

Notes:

1. " * ", means this data is the worst emission level.

2. C.F (dB/m) = Antenna Factor (dB/m) + Cable Loss (dB) + Attenuation (dB) - AMP (dB).

3. Measurement (dBμV/m) = Reading (dBμV) + C.F (dB/m).

Site	WZ-AC1	Test Date	2025-05-15
Temperature	25.0 °C	Humidity	43.8 %
Limit	FCC_5G_RE (3m)	Test Engineer	Jerry Lu
Factor	BBHA 9120D_01167	Polarity	Vertical
EUT	Tablet Computer	Test Voltage	By Battery
Test Mode	Transmit by 802.11ax-HE20 at 5700MHz RU52/40		

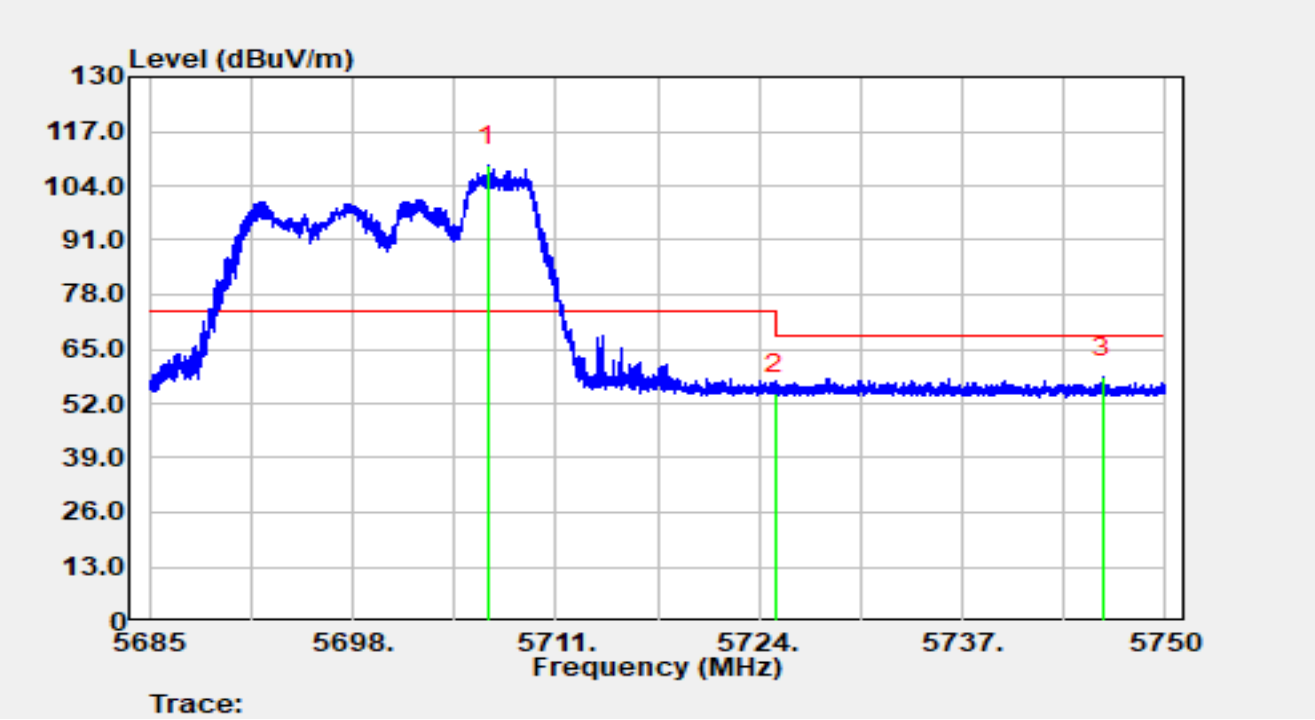

No	Mark	Frequency (MHz)	Reading (dBμV)	C.F (dB/m)	Measurement (dBμV/m)	Margin (dB)	Limit (dBμV/m)	Detector
1		5706.63	88.00	20.69	108.68	N/A	N/A	Peak
2		5725.00	33.61	20.69	54.30	-13.90	68.20	Peak
3	*	5745.95	37.61	20.58	58.19	-10.01	68.20	Peak

Notes:

1. " * ", means this data is the worst emission level.

2. C.F (dB/m) = Antenna Factor (dB/m) + Cable Loss (dB) + Attenuation (dB) - AMP (dB).

3. Measurement (dBμV/m) = Reading (dBμV) + C.F (dB/m).

Site	WZ-AC1	Test Date	2025-05-15
Temperature	25.0 °C	Humidity	43.8 %
Limit	FCC_5G_RE (3m)	Test Engineer	Jerry Lu
Factor	BBHA 9120D_01167	Polarity	Horizontal
EUT	Tablet Computer	Test Voltage	By Battery
Test Mode	Transmit by 802.11ax-HE20 at 5700MHz RU106/54		

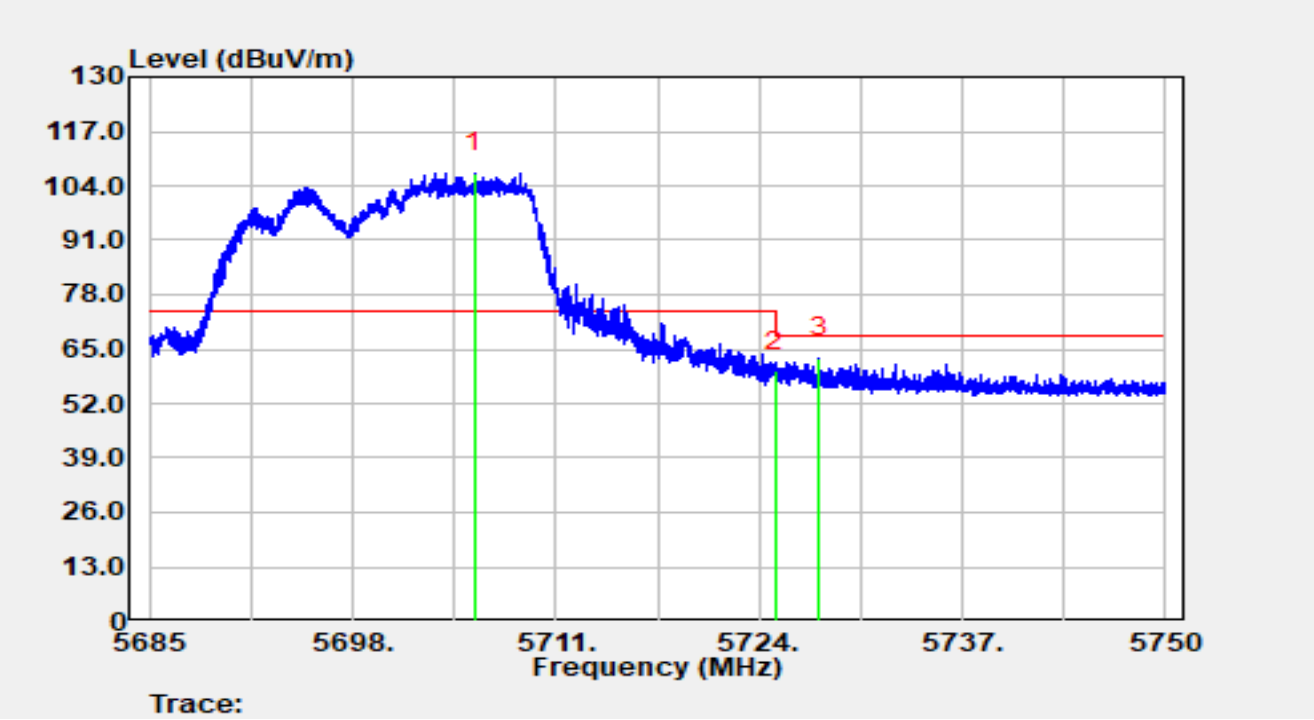

No	Mark	Frequency (MHz)	Reading (dBμV)	C.F (dB/m)	Measurement (dBμV/m)	Margin (dB)	Limit (dBμV/m)	Detector
1		5705.79	86.48	20.67	107.15	N/A	N/A	Peak
2		5725.00	38.95	20.69	59.64	-8.56	68.20	Peak
3	*	5727.82	42.18	20.67	62.85	-5.35	68.20	Peak

Notes:

1. " * ", means this data is the worst emission level.

2. C.F (dB/m) = Antenna Factor (dB/m) + Cable Loss (dB) + Attenuation (dB) - AMP (dB).

3. Measurement (dBμV/m) = Reading (dBμV) + C.F (dB/m).

Site	WZ-AC1	Test Date	2025-05-15
Temperature	25.0 °C	Humidity	43.8 %
Limit	FCC_5G_RE (3m)	Test Engineer	Jerry Lu
Factor	BBHA 9120D_01167	Polarity	Vertical
EUT	Tablet Computer	Test Voltage	By Battery
Test Mode	Transmit by 802.11ax-HE20 at 5700MHz RU106/54		

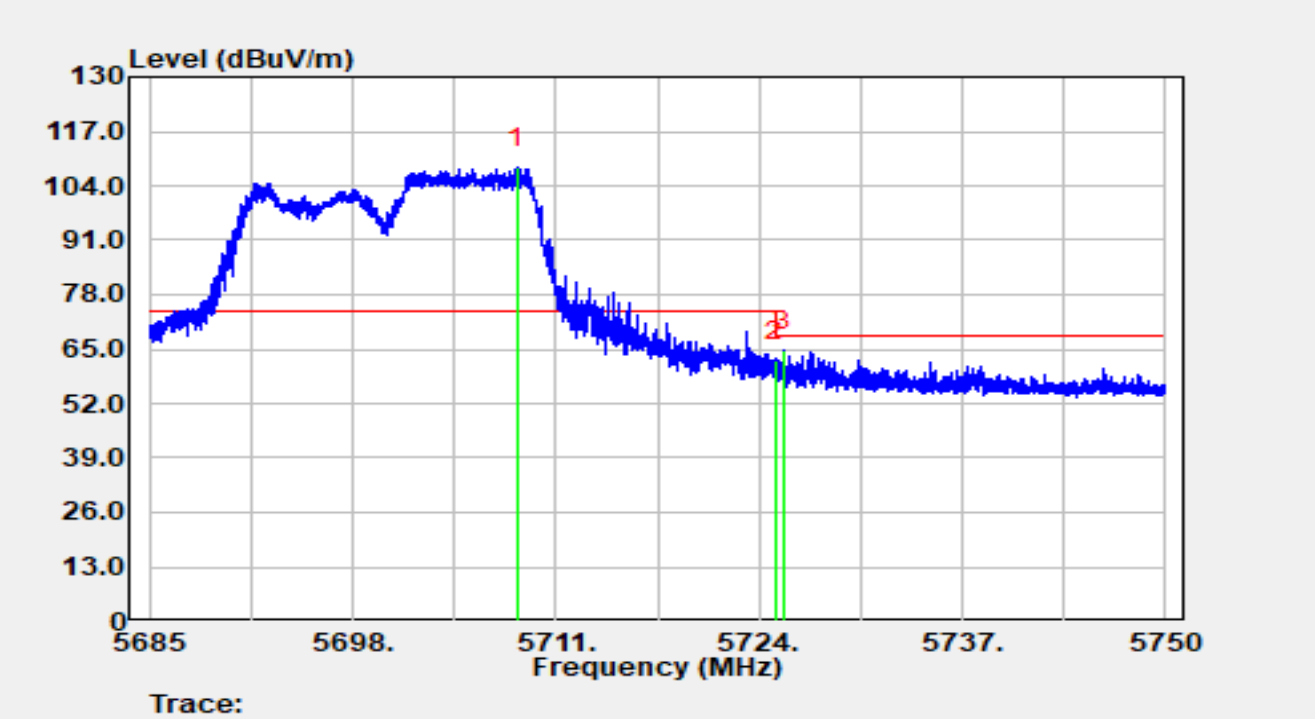

No	Mark	Frequency (MHz)	Reading (dBμV)	C.F (dB/m)	Measurement (dBμV/m)	Margin (dB)	Limit (dBμV/m)	Detector
1		5708.48	87.60	20.72	108.32	N/A	N/A	Peak
2		5725.00	41.43	20.69	62.11	-6.09	68.20	Peak
3	*	5725.53	44.06	20.69	64.75	-3.45	68.20	Peak

Notes:

1. " * ", means this data is the worst emission level.

2. C.F (dB/m) = Antenna Factor (dB/m) + Cable Loss (dB) + Attenuation (dB) - AMP (dB).

3. Measurement (dBμV/m) = Reading (dBμV) + C.F (dB/m).

Site	WZ-AC1	Test Date	2025-05-15
Temperature	25.0 °C	Humidity	43.8 %
Limit	FCC_5G_RE (3m)	Test Engineer	Jerry Lu
Factor	BBHA 9120D_01167	Polarity	Horizontal
EUT	Tablet Computer	Test Voltage	By Battery
Test Mode	Transmit by 802.11ax-HE20 at 5700MHz RU242/61		

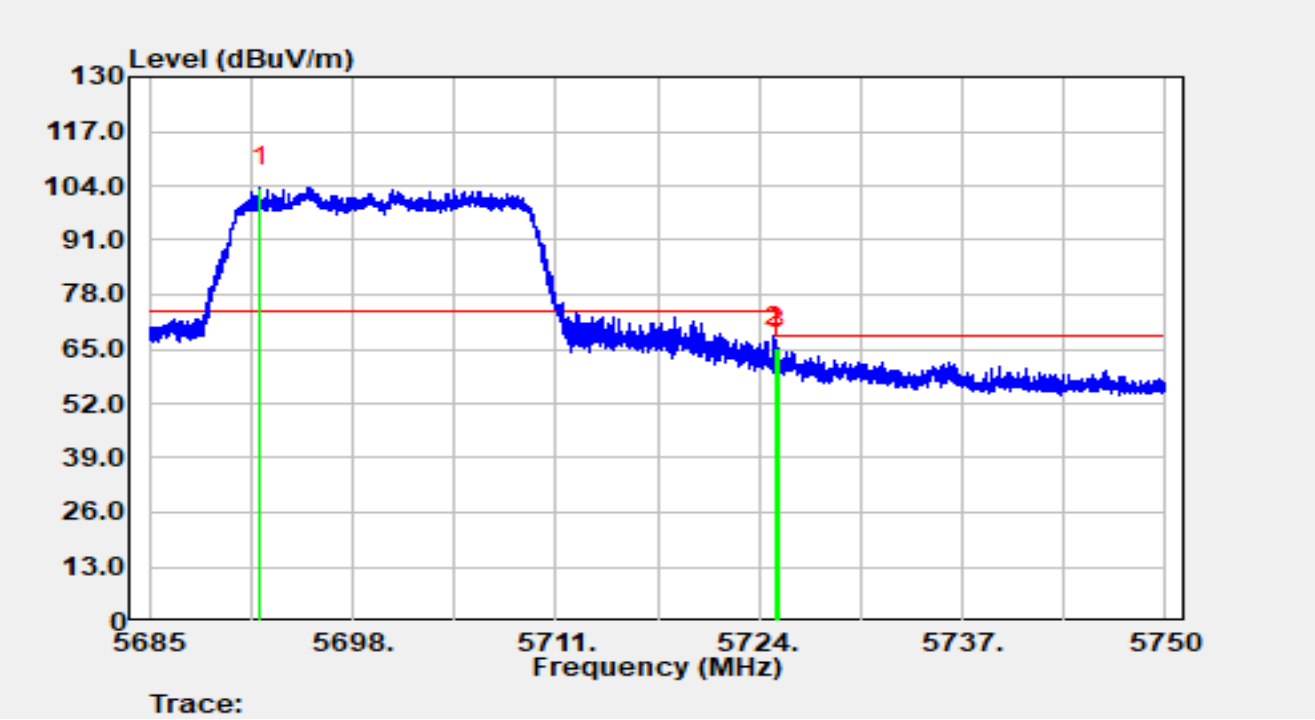

No	Mark	Frequency (MHz)	Reading (dBμV)	C.F (dB/m)	Measurement (dBμV/m)	Margin (dB)	Limit (dBμV/m)	Detector
1		5692.07	83.28	20.46	103.74	N/A	N/A	Peak
2	*	5725.00	44.74	20.69	65.43	-2.77	68.20	Peak
3		5725.19	44.37	20.69	65.06	-3.14	68.20	Peak

Notes:

1. " * ", means this data is the worst emission level.

2. C.F (dB/m) = Antenna Factor (dB/m) + Cable Loss (dB) + Attenuation (dB) - AMP (dB).

3. Measurement (dBμV/m) = Reading (dBμV) + C.F (dB/m).

Site	WZ-AC1	Test Date	2025-05-15
Temperature	25.0 °C	Humidity	43.8 %
Limit	FCC_5G_RE (3m)	Test Engineer	Jerry Lu
Factor	BBHA 9120D_01167	Polarity	Vertical
EUT	Tablet Computer	Test Voltage	By Battery
Test Mode	Transmit by 802.11ax-HE20 at 5700MHz RU242/61		

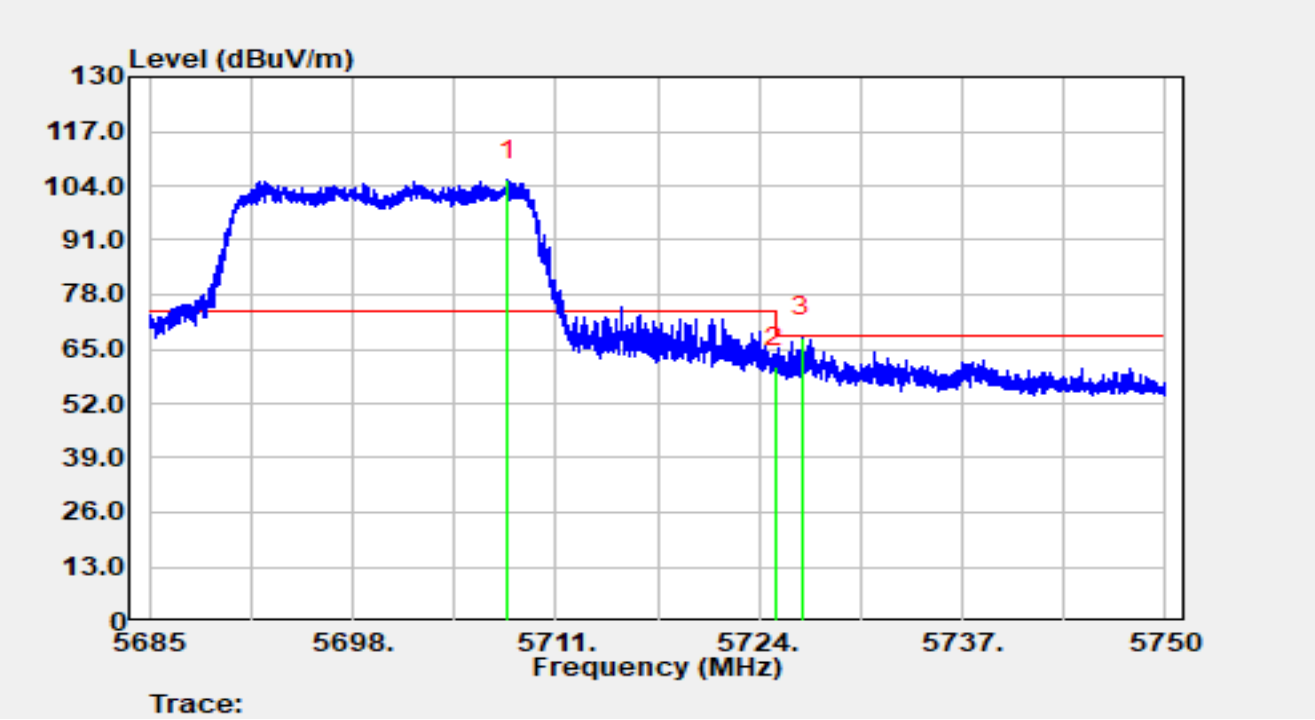

No	Mark	Frequency (MHz)	Reading (dBμV)	C.F (dB/m)	Measurement (dBμV/m)	Margin (dB)	Limit (dBμV/m)	Detector
1		5707.95	84.58	20.71	105.29	N/A	N/A	Peak
2		5725.00	39.92	20.69	60.61	-7.59	68.20	Peak
3	*	5726.72	47.05	20.68	67.73	-0.47	68.20	Peak

Notes:

1. " * ", means this data is the worst emission level.

2. C.F (dB/m) = Antenna Factor (dB/m) + Cable Loss (dB) + Attenuation (dB) - AMP (dB).

3. Measurement (dBμV/m) = Reading (dBμV) + C.F (dB/m).

Site	WZ-AC1	Test Date	2025-05-15
Temperature	25.0 °C	Humidity	43.8 %
Limit	FCC_5.8G_RE (3m)	Test Engineer	Jerry Lu
Factor	BBHA 9120D_01167	Polarity	Horizontal
EUT	Tablet Computer	Test Voltage	By Battery
Test Mode	Transmit by 802.11ax-HE20 at 5745MHz RU26/0		

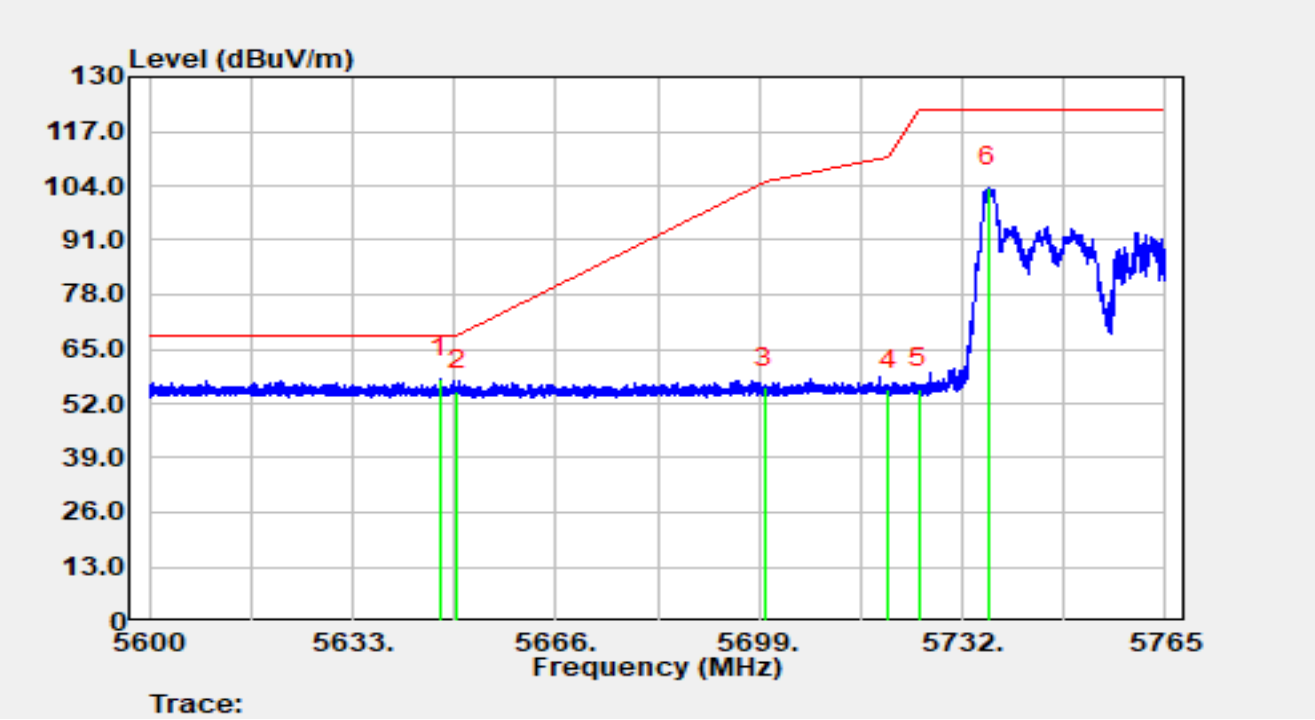

No	Mark	Frequency (MHz)	Reading (dBμV)	C.F (dB/m)	Measurement (dBμV/m)	Margin (dB)	Limit (dBμV/m)	Detector
1	*	5647.26	37.64	20.38	58.02	-10.18	68.20	Peak
2		5650.00	34.78	20.37	55.15	-13.05	68.20	Peak
3		5700.00	35.29	20.58	55.86	-49.34	105.20	Peak
4		5720.00	34.55	20.70	55.25	-55.55	110.80	Peak
5		5725.00	34.79	20.69	55.48	-66.72	122.20	Peak
6		5736.16	82.99	20.63	103.62	N/A	N/A	Peak

Notes:

1. " * ", means this data is the worst emission level.

2. C.F (dB/m) = Antenna Factor (dB/m) + Cable Loss (dB) + Attenuation (dB) - AMP (dB).

3. Measurement (dBμV/m) = Reading (dBμV) + C.F (dB/m).

Site	WZ-AC1	Test Date	2025-05-15
Temperature	25.0 °C	Humidity	43.8 %
Limit	FCC_5.8G_RE (3m)	Test Engineer	Jerry Lu
Factor	BBHA 9120D_01167	Polarity	Vertical
EUT	Tablet Computer	Test Voltage	By Battery
Test Mode	Transmit by 802.11ax-HE20 at 5745MHz RU26/0		

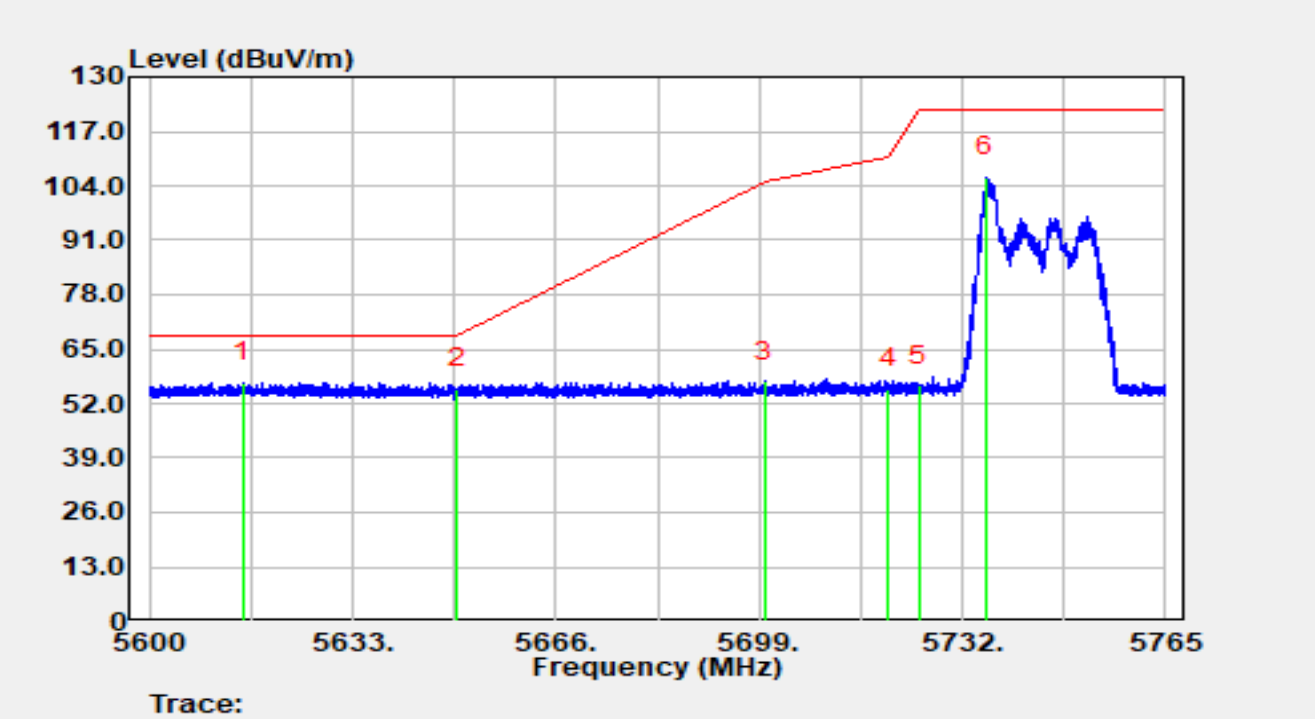

No	Mark	Frequency (MHz)	Reading (dBμV)	C.F (dB/m)	Measurement (dBμV/m)	Margin (dB)	Limit (dBμV/m)	Detector
1	*	5615.25	36.57	20.47	57.04	-11.16	68.20	Peak
2		5650.00	35.17	20.37	55.54	-12.66	68.20	Peak
3		5700.00	36.65	20.58	57.22	-47.98	105.20	Peak
4		5720.00	34.76	20.70	55.46	-55.34	110.80	Peak
5		5725.00	35.59	20.69	56.28	-65.92	122.20	Peak
6		5735.78	85.44	20.63	106.07	N/A	N/A	Peak

Notes:

1. " * ", means this data is the worst emission level.

2. C.F (dB/m) = Antenna Factor (dB/m) + Cable Loss (dB) + Attenuation (dB) - AMP (dB).

3. Measurement (dBμV/m) = Reading (dBμV) + C.F (dB/m).

Site	WZ-AC1	Test Date	2025-05-15
Temperature	25.0 °C	Humidity	43.8 %
Limit	FCC_5.8G_RE (3m)	Test Engineer	Jerry Lu
Factor	BBHA 9120D_01167	Polarity	Horizontal
EUT	Tablet Computer	Test Voltage	By Battery
Test Mode	Transmit by 802.11ax-HE20 at 5745MHz RU52/37		

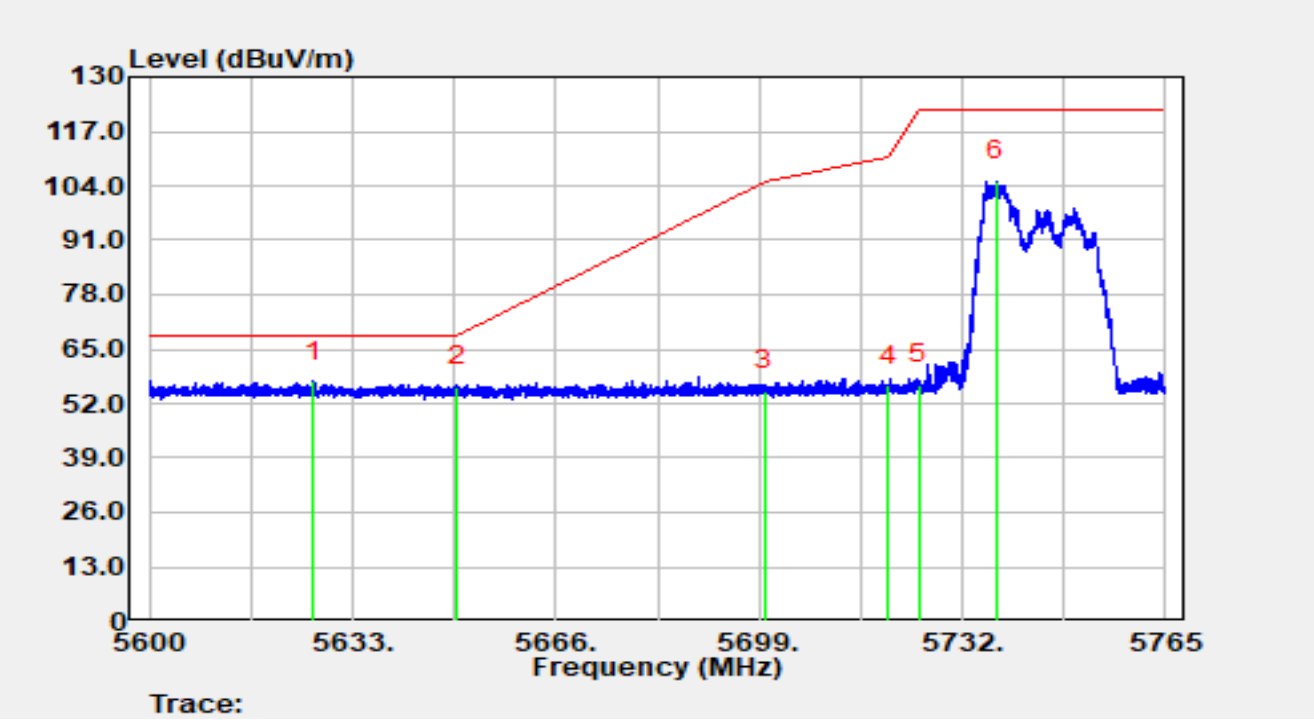

No	Mark	Frequency (MHz)	Reading (dBμV)	C.F (dB/m)	Measurement (dBμV/m)	Margin (dB)	Limit (dBμV/m)	Detector
1	*	5626.71	36.84	20.48	57.32	-10.88	68.20	Peak
2		5650.00	35.68	20.37	56.05	-12.15	68.20	Peak
3		5700.00	34.45	20.58	55.03	-50.17	105.20	Peak
4		5720.00	35.51	20.70	56.21	-54.59	110.80	Peak
5		5725.00	35.79	20.69	56.48	-65.72	122.20	Peak
6		5737.48	84.59	20.62	105.21	N/A	N/A	Peak

Notes:

1. " * ", means this data is the worst emission level.

2. C.F (dB/m) = Antenna Factor (dB/m) + Cable Loss (dB) + Attenuation (dB) - AMP (dB).

3. Measurement (dBμV/m) = Reading (dBμV) + C.F (dB/m).

Site	WZ-AC1	Test Date	2025-05-15
Temperature	25.0 °C	Humidity	43.8 %
Limit	FCC_5.8G_RE (3m)	Test Engineer	Jerry Lu
Factor	BBHA 9120D_01167	Polarity	Vertical
EUT	Tablet Computer	Test Voltage	By Battery
Test Mode	Transmit by 802.11ax-HE20 at 5745MHz RU52/37		

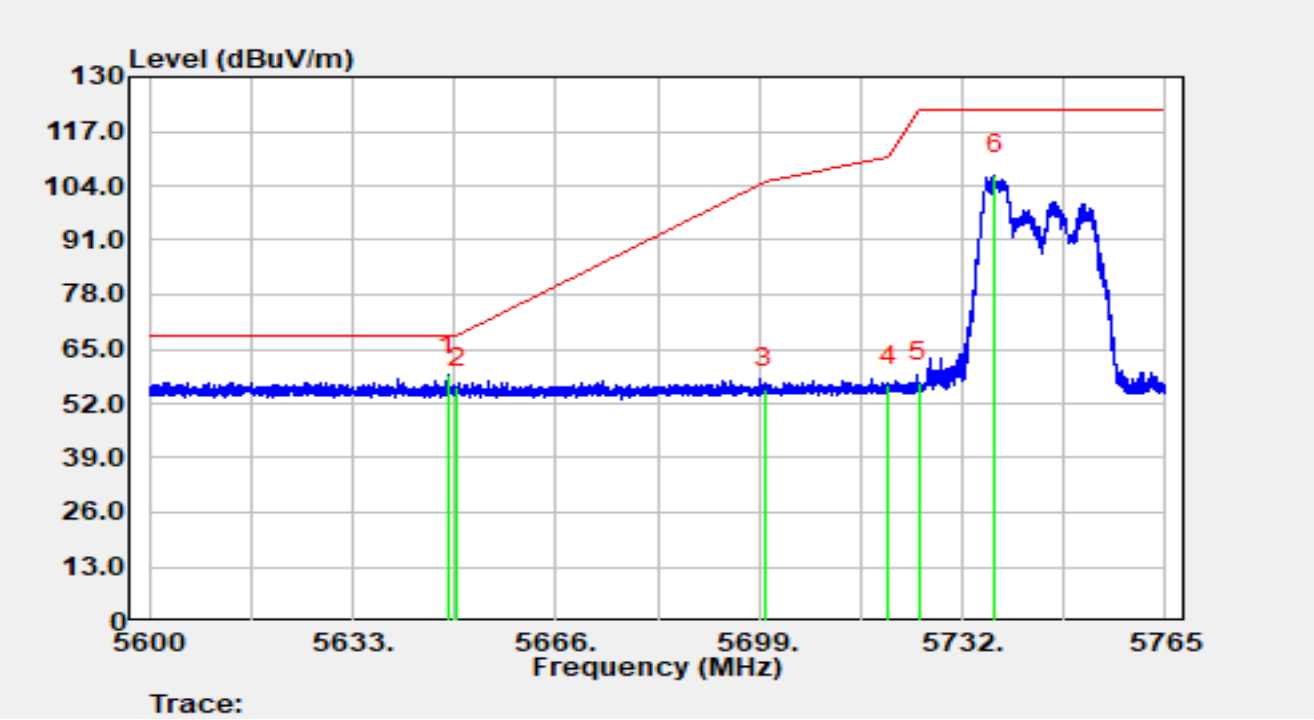

No	Mark	Frequency (MHz)	Reading (dBμV)	C.F (dB/m)	Measurement (dBμV/m)	Margin (dB)	Limit (dBμV/m)	Detector
1	*	5648.40	38.31	20.38	58.68	-9.52	68.20	Peak
2		5650.00	35.35	20.37	55.73	-12.47	68.20	Peak
3		5700.00	35.08	20.58	55.65	-49.55	105.20	Peak
4		5720.00	35.51	20.70	56.21	-54.59	110.80	Peak
5		5725.00	36.41	20.69	57.10	-65.10	122.20	Peak
6		5737.21	85.87	20.62	106.49	N/A	N/A	Peak

Notes:

1. " * ", means this data is the worst emission level.

2. C.F (dB/m) = Antenna Factor (dB/m) + Cable Loss (dB) + Attenuation (dB) - AMP (dB).

3. Measurement (dBμV/m) = Reading (dBμV) + C.F (dB/m).

Site	WZ-AC1	Test Date	2025-05-15
Temperature	25.0 °C	Humidity	43.8 %
Limit	FCC_5.8G_RE (3m)	Test Engineer	Jerry Lu
Factor	BBHA 9120D_01167	Polarity	Horizontal
EUT	Tablet Computer	Test Voltage	By Battery
Test Mode	Transmit by 802.11ax-HE20 at 5745MHz RU106/53		

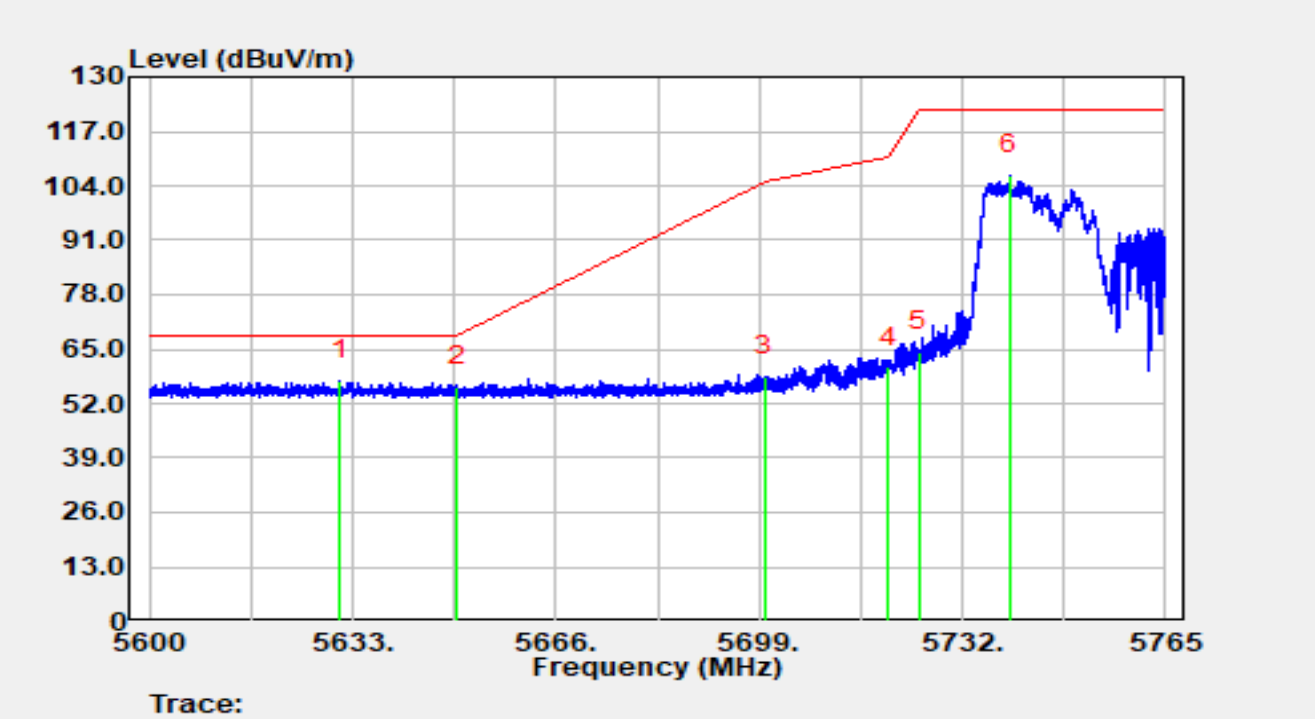

No	Mark	Frequency (MHz)	Reading (dBμV)	C.F (dB/m)	Measurement (dBμV/m)	Margin (dB)	Limit (dBμV/m)	Detector
1	*	5630.95	37.00	20.46	57.46	-10.74	68.20	Peak
2		5650.00	35.68	20.37	56.05	-12.15	68.20	Peak
3		5700.00	37.90	20.58	58.47	-46.73	105.20	Peak
4		5720.00	40.02	20.70	60.72	-50.08	110.80	Peak
5		5725.00	43.63	20.69	64.32	-57.88	122.20	Peak
6		5739.74	86.00	20.60	106.61	N/A	N/A	Peak

Notes:

1. " * ", means this data is the worst emission level.

2. C.F (dB/m) = Antenna Factor (dB/m) + Cable Loss (dB) + Attenuation (dB) - AMP (dB).

3. Measurement (dBμV/m) = Reading (dBμV) + C.F (dB/m).

Site	WZ-AC1	Test Date	2025-05-15
Temperature	25.0 °C	Humidity	43.8 %
Limit	FCC_5.8G_RE (3m)	Test Engineer	Jerry Lu
Factor	BBHA 9120D_01167	Polarity	Vertical
EUT	Tablet Computer	Test Voltage	By Battery
Test Mode	Transmit by 802.11ax-HE20 at 5745MHz RU106/53		

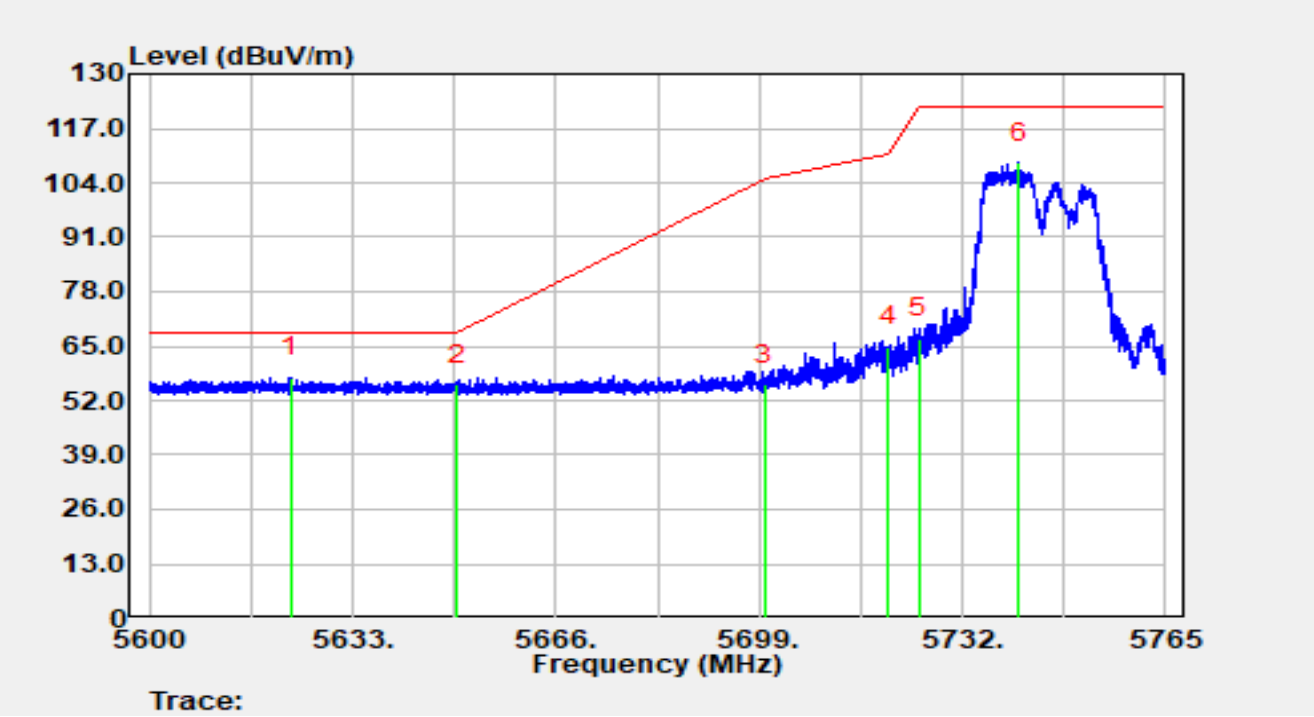

No	Mark	Frequency (MHz)	Reading (dBμV)	C.F (dB/m)	Measurement (dBμV/m)	Margin (dB)	Limit (dBμV/m)	Detector
1	*	5623.02	37.04	20.49	57.54	-10.66	68.20	Peak
2		5650.00	35.53	20.37	55.91	-12.29	68.20	Peak
3		5700.00	35.26	20.58	55.84	-49.36	105.20	Peak
4		5720.00	44.14	20.70	64.84	-45.96	110.80	Peak
5		5725.00	46.17	20.69	66.86	-55.34	122.20	Peak
6		5741.24	88.26	20.60	108.85	N/A	N/A	Peak

Notes:

1. " * ", means this data is the worst emission level.

2. C.F (dB/m) = Antenna Factor (dB/m) + Cable Loss (dB) + Attenuation (dB) - AMP (dB).

3. Measurement (dBμV/m) = Reading (dBμV) + C.F (dB/m).

Site	WZ-AC1	Test Date	2025-05-15
Temperature	25.0 °C	Humidity	43.8 %
Limit	FCC_5.8G_RE (3m)	Test Engineer	Jerry Lu
Factor	BBHA 9120D_01167	Polarity	Horizontal
EUT	Tablet Computer	Test Voltage	By Battery
Test Mode	Transmit by 802.11ax-HE20 at 5745MHz RU242/61		

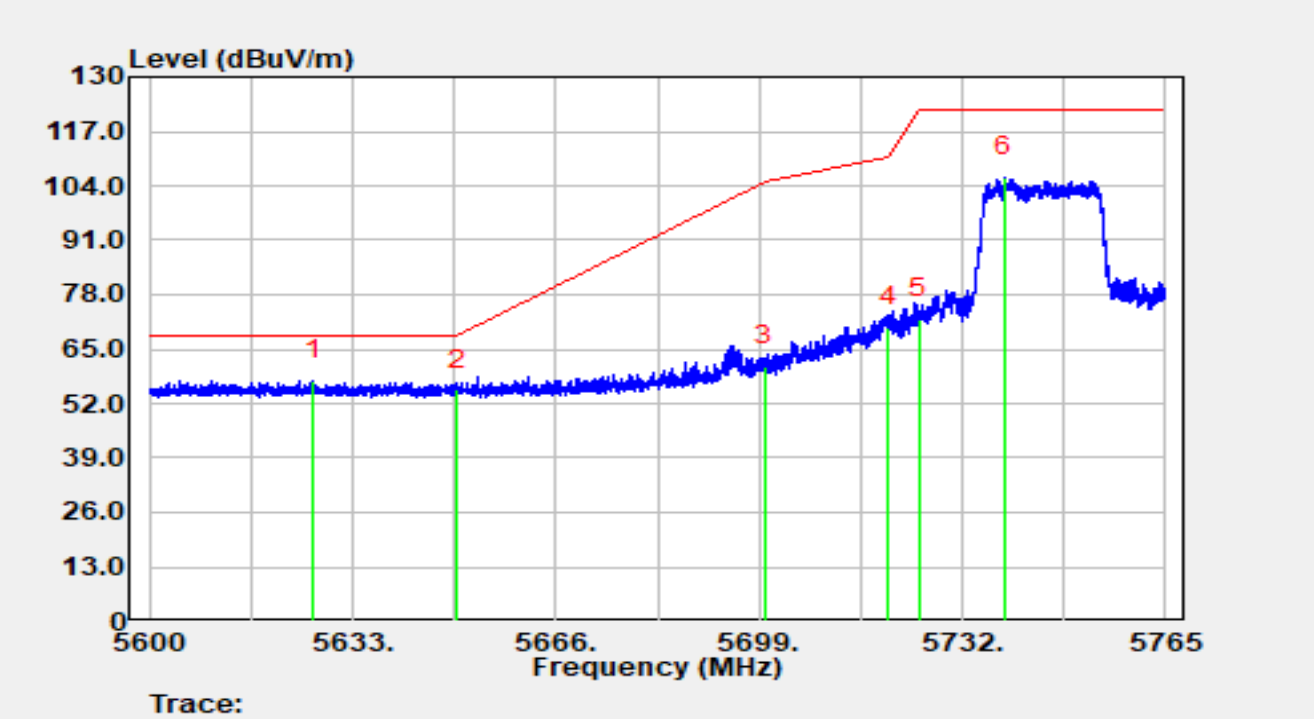

No	Mark	Frequency (MHz)	Reading (dBμV)	C.F (dB/m)	Measurement (dBμV/m)	Margin (dB)	Limit (dBμV/m)	Detector
1	*	5626.60	37.11	20.48	57.60	-10.60	68.20	Peak
2		5650.00	34.87	20.37	55.24	-12.96	68.20	Peak
3		5700.00	40.38	20.58	60.96	-44.24	105.20	Peak
4		5720.00	49.51	20.70	70.21	-40.59	110.80	Peak
5		5725.00	51.53	20.69	72.21	-49.99	122.20	Peak
6		5738.90	85.53	20.61	106.14	N/A	N/A	Peak

Notes:

1. " * ", means this data is the worst emission level.
2. C.F (dB/m) = Antenna Factor (dB/m) + Cable Loss (dB) + Attenuation (dB) - AMP (dB).
3. Measurement (dBμV/m) = Reading (dBμV) + C.F (dB/m).

Site	WZ-AC1	Test Date	2025-05-15
Temperature	25.0 °C	Humidity	43.8 %
Limit	FCC_5.8G_RE (3m)	Test Engineer	Jerry Lu
Factor	BBHA 9120D_01167	Polarity	Vertical
EUT	Tablet Computer	Test Voltage	By Battery
Test Mode	Transmit by 802.11ax-HE20 at 5745MHz RU242/61		

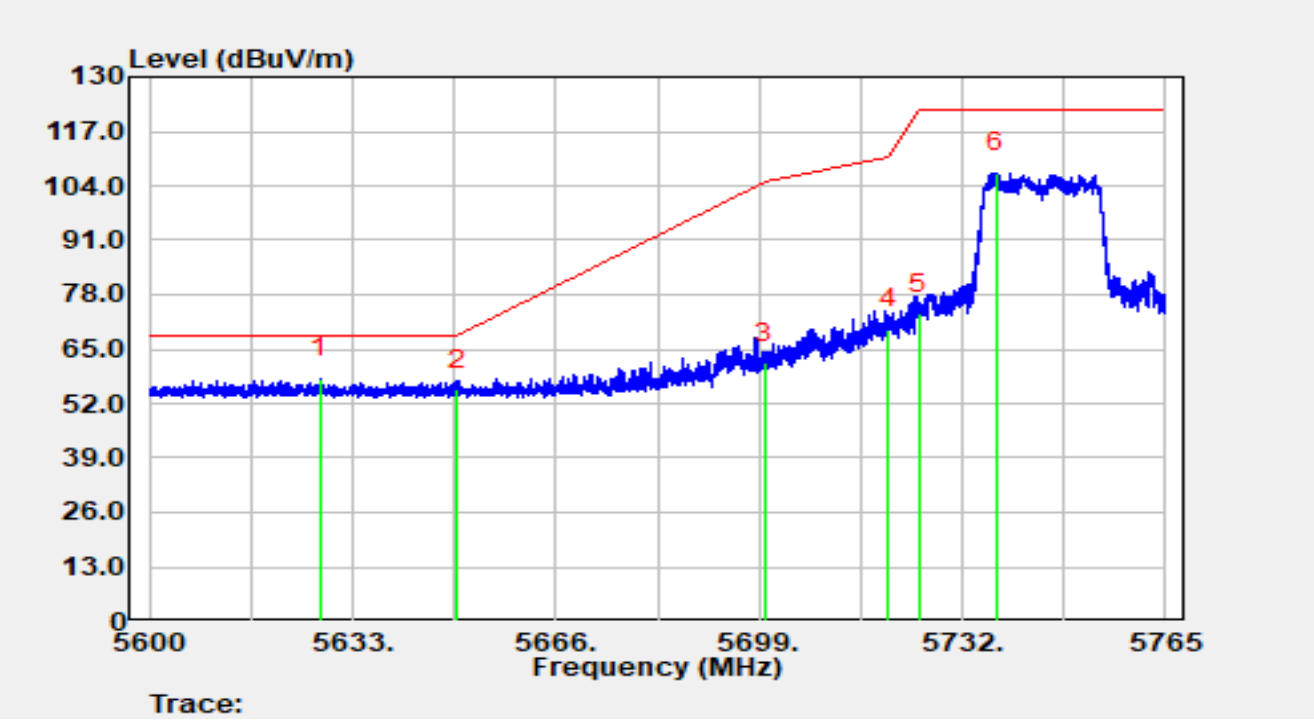

No	Mark	Frequency (MHz)	Reading (dBμV)	C.F (dB/m)	Measurement (dBμV/m)	Margin (dB)	Limit (dBμV/m)	Detector
1	*	5627.74	37.55	20.48	58.03	-10.17	68.20	Peak
2		5650.00	34.88	20.37	55.25	-12.95	68.20	Peak
3		5700.00	41.20	20.58	61.78	-43.42	105.20	Peak
4		5720.00	48.97	20.70	69.67	-41.13	110.80	Peak
5		5725.00	52.75	20.69	73.44	-48.76	122.20	Peak
6		5737.43	86.56	20.62	107.18	N/A	N/A	Peak

Notes:

1. " * ", means this data is the worst emission level.

2. C.F (dB/m) = Antenna Factor (dB/m) + Cable Loss (dB) + Attenuation (dB) - AMP (dB).

3. Measurement (dBμV/m) = Reading (dBμV) + C.F (dB/m).

Site	WZ-AC1	Test Date	2025-05-15
Temperature	25.0 °C	Humidity	43.8 %
Limit	FCC_5.8G_RE (3m)	Test Engineer	Jerry Lu
Factor	BBHA 9120D_01167	Polarity	Horizontal
EUT	Tablet Computer	Test Voltage	By Battery
Test Mode	Transmit by 802.11ax-HE20 at 5825MHz RU26/8		

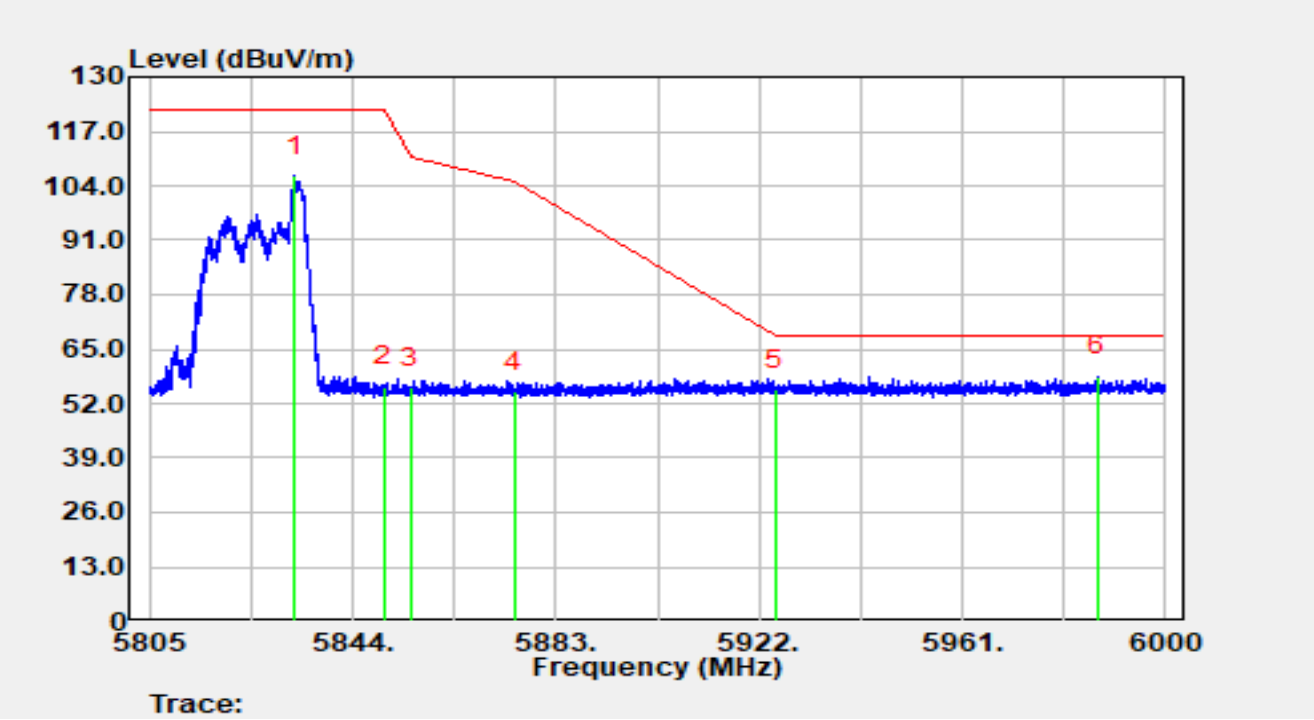

No	Mark	Frequency (MHz)	Reading (dBμV)	C.F (dB/m)	Measurement (dBμV/m)	Margin (dB)	Limit (dBμV/m)	Detector
1		5832.92	85.38	20.99	106.37	N/A	N/A	Peak
2		5850.00	35.31	20.79	56.10	-66.10	122.20	Peak
3		5855.00	34.95	20.76	55.71	-55.09	110.80	Peak
4		5875.00	33.98	20.78	54.75	-50.45	105.20	Peak
5		5925.00	34.11	21.12	55.23	-12.97	68.20	Peak
6	*	5986.86	37.47	20.97	58.43	-9.77	68.20	Peak

Notes:

1. " * ", means this data is the worst emission level.

2. C.F (dB/m) = Antenna Factor (dB/m) + Cable Loss (dB) + Attenuation (dB) - AMP (dB).

3. Measurement (dBμV/m) = Reading (dBμV) + C.F (dB/m).

Site	WZ-AC1	Test Date	2025-05-15
Temperature	25.0 °C	Humidity	43.8 %
Limit	FCC_5.8G_RE (3m)	Test Engineer	Jerry Lu
Factor	BBHA 9120D_01167	Polarity	Vertical
EUT	Tablet Computer	Test Voltage	By Battery
Test Mode	Transmit by 802.11ax-HE20 at 5825MHz RU26/8		

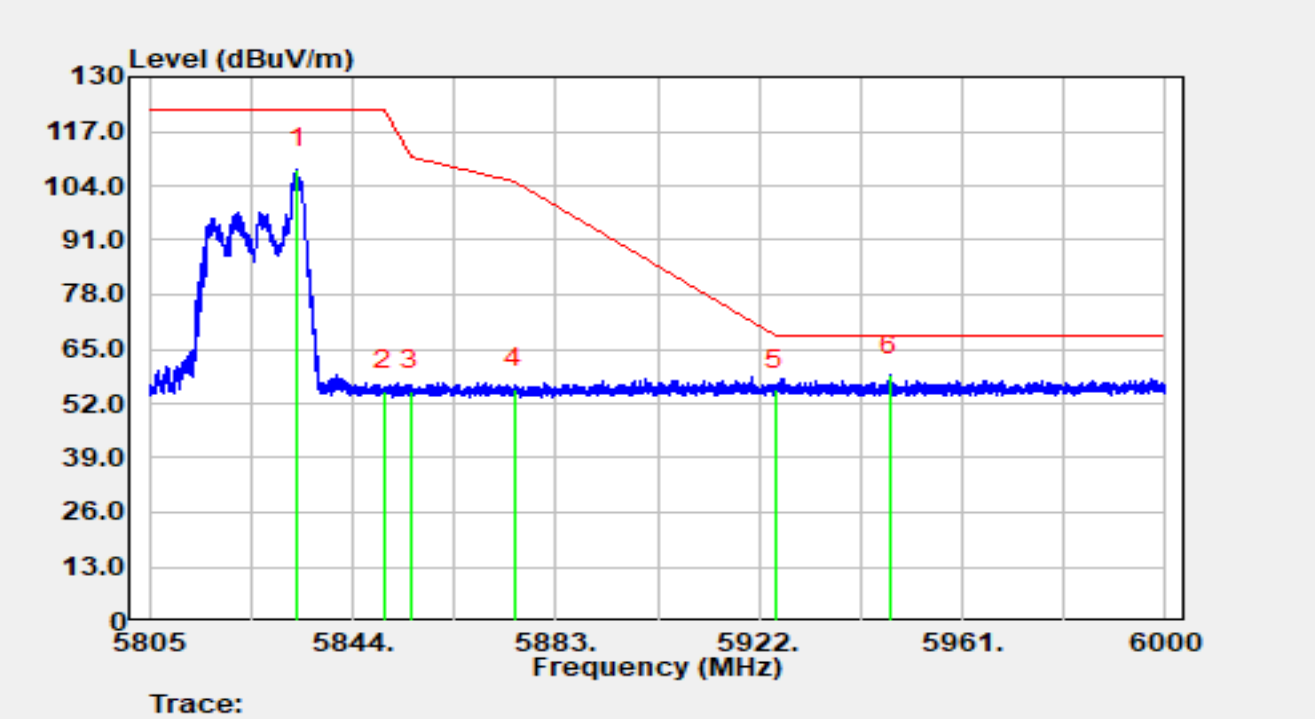

No	Mark	Frequency (MHz)	Reading (dBμV)	C.F (dB/m)	Measurement (dBμV/m)	Margin (dB)	Limit (dBμV/m)	Detector
1		5833.39	87.06	20.98	108.04	N/A	N/A	Peak
2		5850.00	34.16	20.79	54.95	-67.25	122.20	Peak
3		5855.00	34.24	20.76	55.00	-55.80	110.80	Peak
4		5875.00	34.86	20.78	55.64	-49.56	105.20	Peak
5		5925.00	34.08	21.12	55.20	-13.00	68.20	Peak
6	*	5947.16	37.77	20.86	58.64	-9.56	68.20	Peak

Notes:

1. " * ", means this data is the worst emission level.
2. C.F (dB/m) = Antenna Factor (dB/m) + Cable Loss (dB) + Attenuation (dB) - AMP (dB).
3. Measurement (dBμV/m) = Reading (dBμV) + C.F (dB/m).

Site	WZ-AC1	Test Date	2025-05-15
Temperature	25.0 °C	Humidity	43.8 %
Limit	FCC_5.8G_RE (3m)	Test Engineer	Jerry Lu
Factor	BBHA 9120D_01167	Polarity	Horizontal
EUT	Tablet Computer	Test Voltage	By Battery
Test Mode	Transmit by 802.11ax-HE20 at 5825MHz RU52/40		

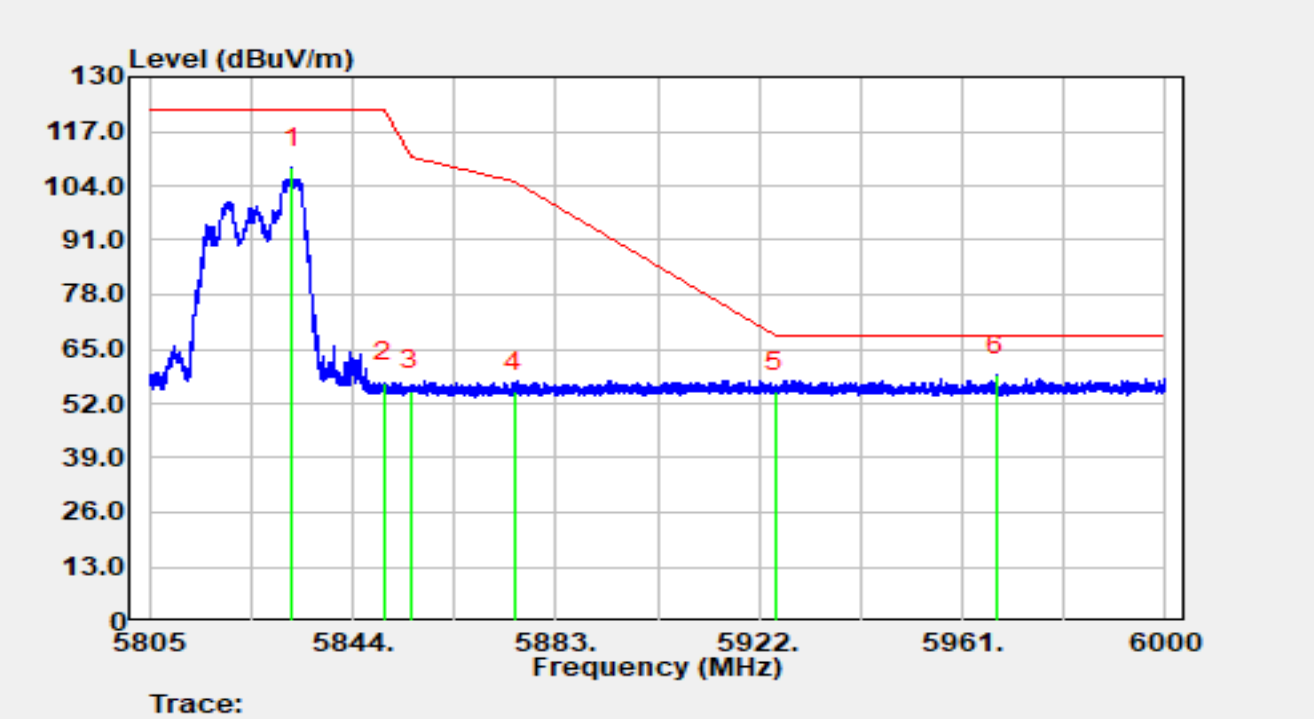

No	Mark	Frequency (MHz)	Reading (dBμV)	C.F (dB/m)	Measurement (dBμV/m)	Margin (dB)	Limit (dBμV/m)	Detector
1		5832.30	87.41	20.99	108.40	N/A	N/A	Peak
2		5850.00	36.19	20.79	56.98	-65.22	122.20	Peak
3		5855.00	34.27	20.76	55.03	-55.77	110.80	Peak
4		5875.00	34.12	20.78	54.90	-50.30	105.20	Peak
5		5925.00	33.80	21.12	54.92	-13.28	68.20	Peak
6	*	5967.42	37.97	20.82	58.79	-9.41	68.20	Peak

Notes:

1. " * ", means this data is the worst emission level.

2. C.F (dB/m) = Antenna Factor (dB/m) + Cable Loss (dB) + Attenuation (dB) - AMP (dB).

3. Measurement (dBμV/m) = Reading (dBμV) + C.F (dB/m).

Site	WZ-AC1	Test Date	2025-05-15
Temperature	25.0 °C	Humidity	43.8 %
Limit	FCC_5.8G_RE (3m)	Test Engineer	Jerry Lu
Factor	BBHA 9120D_01167	Polarity	Vertical
EUT	Tablet Computer	Test Voltage	By Battery
Test Mode	Transmit by 802.11ax-HE20 at 5825MHz RU52/40		

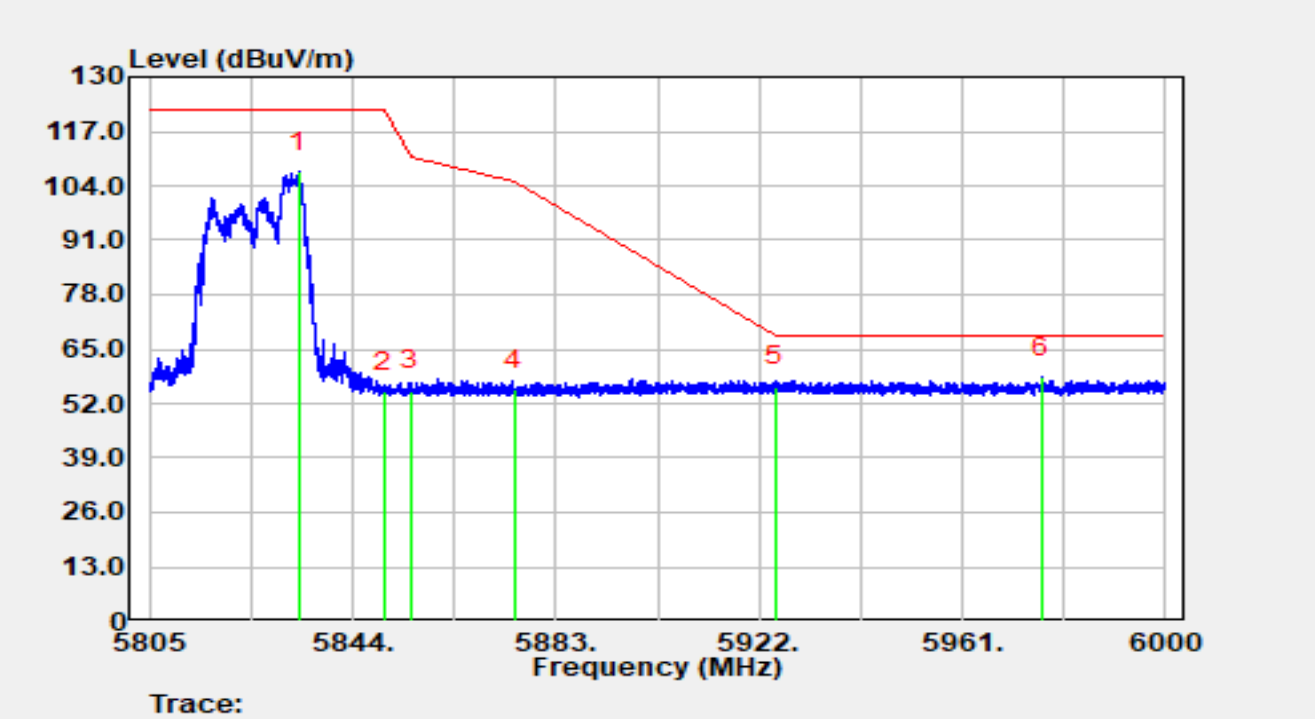

No	Mark	Frequency (MHz)	Reading (dBμV)	C.F (dB/m)	Measurement (dBμV/m)	Margin (dB)	Limit (dBμV/m)	Detector
1		5833.72	86.34	20.98	107.32	N/A	N/A	Peak
2		5850.00	34.06	20.79	54.86	-67.34	122.20	Peak
3		5855.00	34.29	20.76	55.04	-55.76	110.80	Peak
4		5875.00	34.59	20.78	55.37	-49.83	105.20	Peak
5		5925.00	34.85	21.12	55.97	-12.23	68.20	Peak
6	*	5976.29	37.39	20.93	58.32	-9.88	68.20	Peak

Notes:

1. " * ", means this data is the worst emission level.

2. C.F (dB/m) = Antenna Factor (dB/m) + Cable Loss (dB) + Attenuation (dB) - AMP (dB).

3. Measurement (dBμV/m) = Reading (dBμV) + C.F (dB/m).

Site	WZ-AC1	Test Date	2025-05-15
Temperature	25.0 °C	Humidity	43.8 %
Limit	FCC_5.8G_RE (3m)	Test Engineer	Jerry Lu
Factor	BBHA 9120D_01167	Polarity	Horizontal
EUT	Tablet Computer	Test Voltage	By Battery
Test Mode	Transmit by 802.11ax-HE20 at 5825MHz RU106/54		

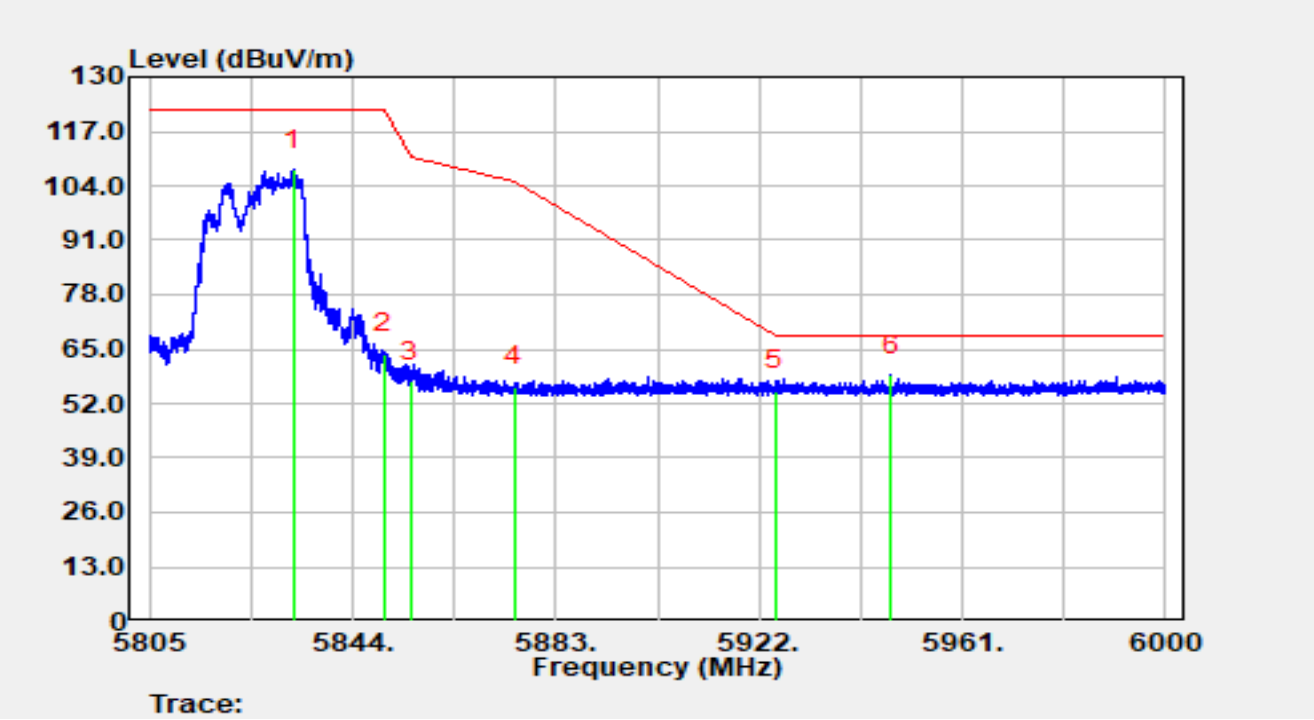

No	Mark	Frequency (MHz)	Reading (dBμV)	C.F (dB/m)	Measurement (dBμV/m)	Margin (dB)	Limit (dBμV/m)	Detector
1		5832.53	86.85	20.99	107.83	N/A	N/A	Peak
2		5850.00	43.17	20.79	63.96	-58.24	122.20	Peak
3		5855.00	36.48	20.76	57.24	-53.56	110.80	Peak
4		5875.00	35.22	20.78	56.00	-49.20	105.20	Peak
5		5925.00	34.06	21.12	55.18	-13.02	68.20	Peak
6	*	5947.31	37.85	20.86	58.71	-9.49	68.20	Peak

Notes:

1. " * ", means this data is the worst emission level.

2. C.F (dB/m) = Antenna Factor (dB/m) + Cable Loss (dB) + Attenuation (dB) - AMP (dB).

3. Measurement (dBμV/m) = Reading (dBμV) + C.F (dB/m).

Site	WZ-AC1	Test Date	2025-05-15
Temperature	25.0 °C	Humidity	43.8 %
Limit	FCC_5.8G_RE (3m)	Test Engineer	Jerry Lu
Factor	BBHA 9120D_01167	Polarity	Vertical
EUT	Tablet Computer	Test Voltage	By Battery
Test Mode	Transmit by 802.11ax-HE20 at 5825MHz RU106/54		

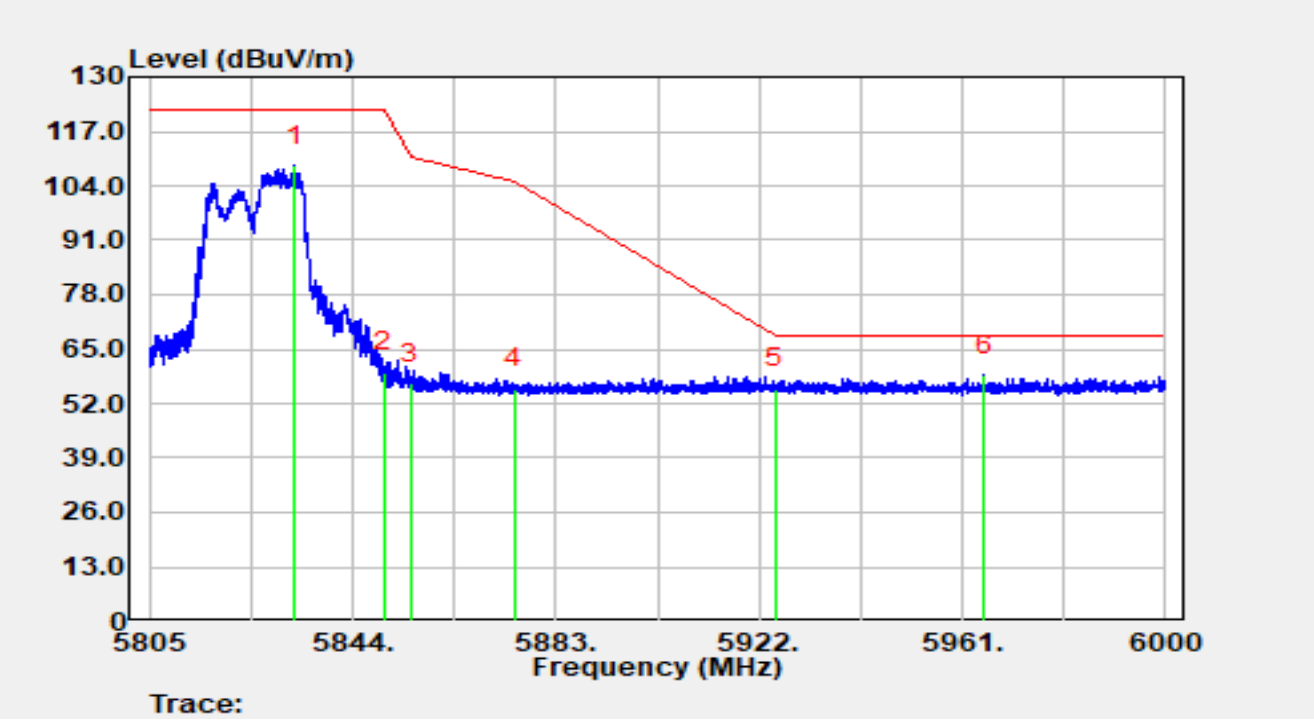

No	Mark	Frequency (MHz)	Reading (dBμV)	C.F (dB/m)	Measurement (dBμV/m)	Margin (dB)	Limit (dBμV/m)	Detector
1		5832.89	87.69	20.99	108.67	N/A	N/A	Peak
2		5850.00	38.75	20.79	59.54	-62.66	122.20	Peak
3		5855.00	36.13	20.76	56.89	-53.91	110.80	Peak
4		5875.00	34.77	20.78	55.55	-49.65	105.20	Peak
5		5925.00	34.36	21.12	55.48	-12.72	68.20	Peak
6	*	5965.15	37.98	20.79	58.77	-9.43	68.20	Peak

Notes:

1. " * ", means this data is the worst emission level.

2. C.F (dB/m) = Antenna Factor (dB/m) + Cable Loss (dB) + Attenuation (dB) - AMP (dB).

3. Measurement (dBμV/m) = Reading (dBμV) + C.F (dB/m).

Site	WZ-AC1	Test Date	2025-05-15
Temperature	25.0 °C	Humidity	43.8 %
Limit	FCC_5.8G_RE (3m)	Test Engineer	Jerry Lu
Factor	BBHA 9120D_01167	Polarity	Horizontal
EUT	Tablet Computer	Test Voltage	By Battery
Test Mode	Transmit by 802.11ax-HE20 at 5825MHz RU242/61		

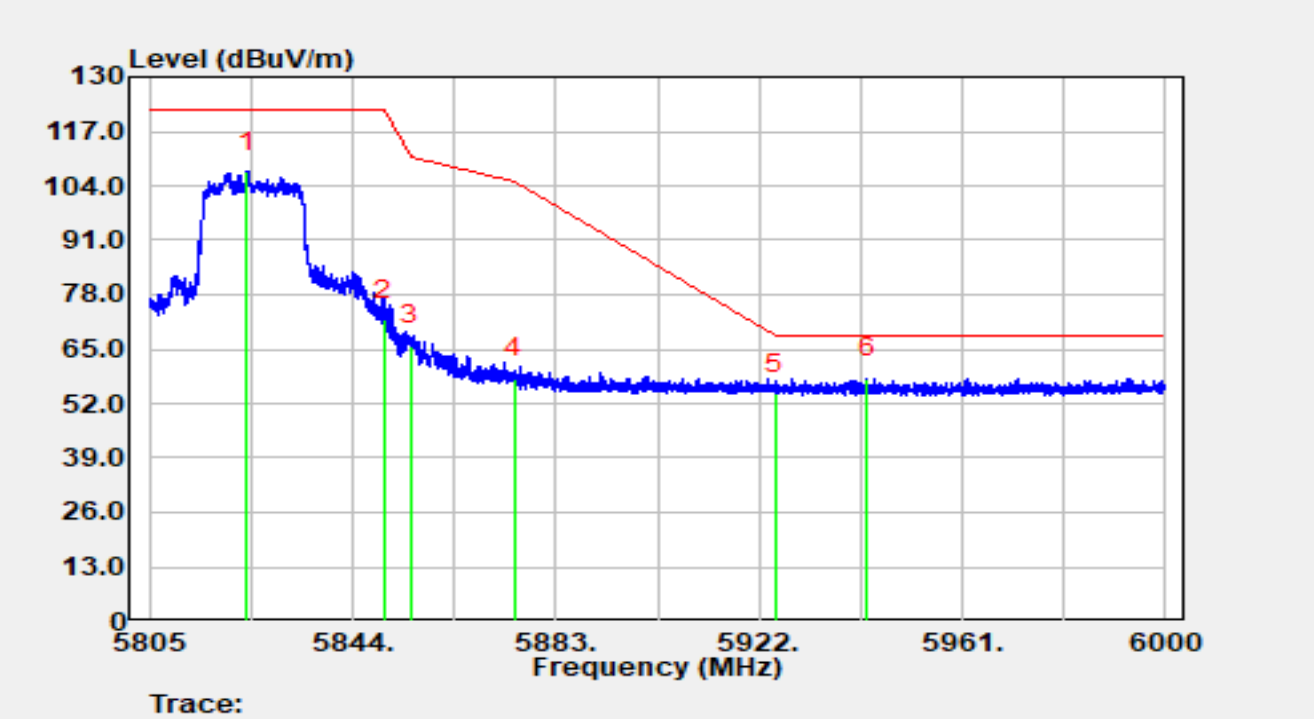

No	Mark	Frequency (MHz)	Reading (dBμV)	C.F (dB/m)	Measurement (dBμV/m)	Margin (dB)	Limit (dBμV/m)	Detector
1		5823.82	86.25	21.00	107.24	N/A	N/A	Peak
2		5850.00	51.27	20.79	72.06	-50.14	122.20	Peak
3		5855.00	45.17	20.76	65.92	-44.88	110.80	Peak
4		5875.00	37.11	20.78	57.89	-47.31	105.20	Peak
5		5925.00	33.18	21.12	54.30	-13.90	68.20	Peak
6	*	5942.71	37.12	20.89	58.01	-10.19	68.20	Peak

Notes:

1. " * ", means this data is the worst emission level.

2. C.F (dB/m) = Antenna Factor (dB/m) + Cable Loss (dB) + Attenuation (dB) - AMP (dB).

3. Measurement (dBμV/m) = Reading (dBμV) + C.F (dB/m).

Site	WZ-AC1	Test Date	2025-05-15
Temperature	25.0 °C	Humidity	43.8 %
Limit	FCC_5.8G_RE (3m)	Test Engineer	Jerry Lu
Factor	BBHA 9120D_01167	Polarity	Vertical
EUT	Tablet Computer	Test Voltage	By Battery
Test Mode	Transmit by 802.11ax-HE20 at 5825MHz RU242/61		

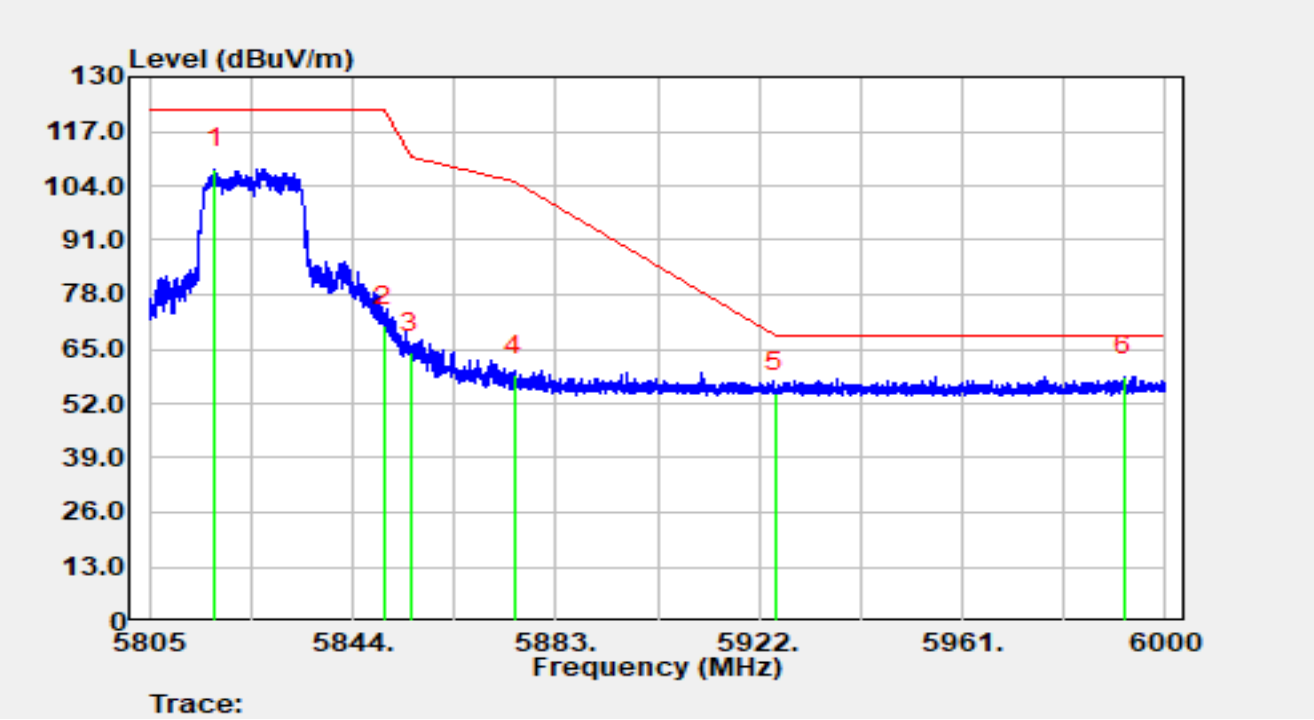

No	Mark	Frequency (MHz)	Reading (dBμV)	C.F (dB/m)	Measurement (dBμV/m)	Margin (dB)	Limit (dBμV/m)	Detector
1		5817.52	87.18	20.97	108.16	N/A	N/A	Peak
2		5850.00	49.73	20.79	70.52	-51.68	122.20	Peak
3		5855.00	43.27	20.76	64.02	-46.78	110.80	Peak
4		5875.00	38.00	20.78	58.78	-46.42	105.20	Peak
5		5925.00	33.51	21.12	54.63	-13.57	68.20	Peak
6	*	5992.06	37.58	20.97	58.56	-9.64	68.20	Peak

Notes:

1. " * ", means this data is the worst emission level.

2. C.F (dB/m) = Antenna Factor (dB/m) + Cable Loss (dB) + Attenuation (dB) - AMP (dB).

3. Measurement (dBμV/m) = Reading (dBμV) + C.F (dB/m).

Site	WZ-AC1	Test Date	2025-05-15
Temperature	25.0 °C	Humidity	43.8 %
Limit	FCC_5G_RE (3m)	Test Engineer	Jerry Lu
Factor	BBHA 9120D_01167	Polarity	Horizontal
EUT	Tablet Computer	Test Voltage	By Battery
Test Mode	Transmit by 802.11ax-HE40 at 5190MHz RU484/65		

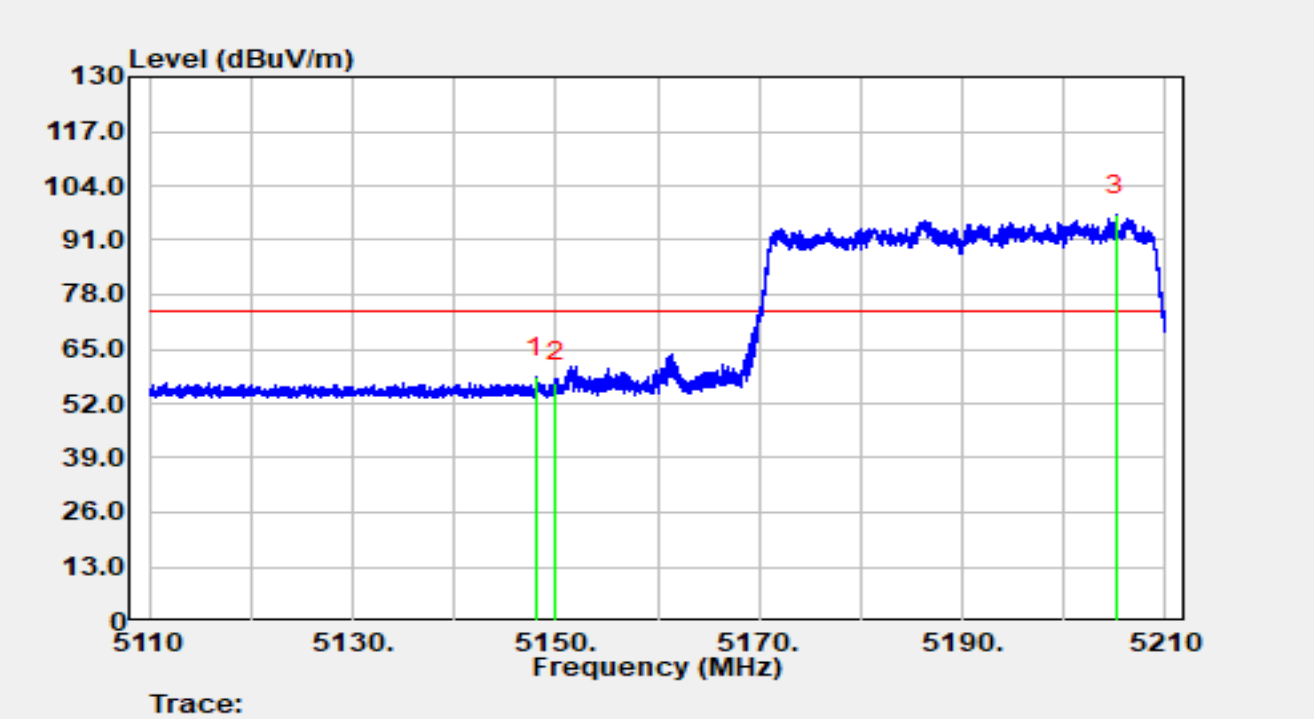

No	Mark	Frequency (MHz)	Reading (dBμV)	C.F (dB/m)	Measurement (dBμV/m)	Margin (dB)	Limit (dBμV/m)	Detector
1	*	5148.00	38.05	20.14	58.19	-15.81	74.00	Peak
2		5150.00	36.88	20.14	57.01	-16.99	74.00	Peak
3		5205.17	76.81	20.10	96.90	N/A	N/A	Peak

Notes:

1. " * ", means this data is the worst emission level.

2. C.F (dB/m) = Antenna Factor (dB/m) + Cable Loss (dB) + Attenuation (dB) - AMP (dB).

3. Measurement (dBμV/m) = Reading (dBμV) + C.F (dB/m).

Site	WZ-AC1	Test Date	2025-05-15
Temperature	25.0 °C	Humidity	43.8 %
Limit	FCC_5G_RE (3m)	Test Engineer	Jerry Lu
Factor	BBHA 9120D_01167	Polarity	Horizontal
EUT	Tablet Computer	Test Voltage	By Battery
Test Mode	Transmit by 802.11ax-HE40 at 5190MHz RU484/65		

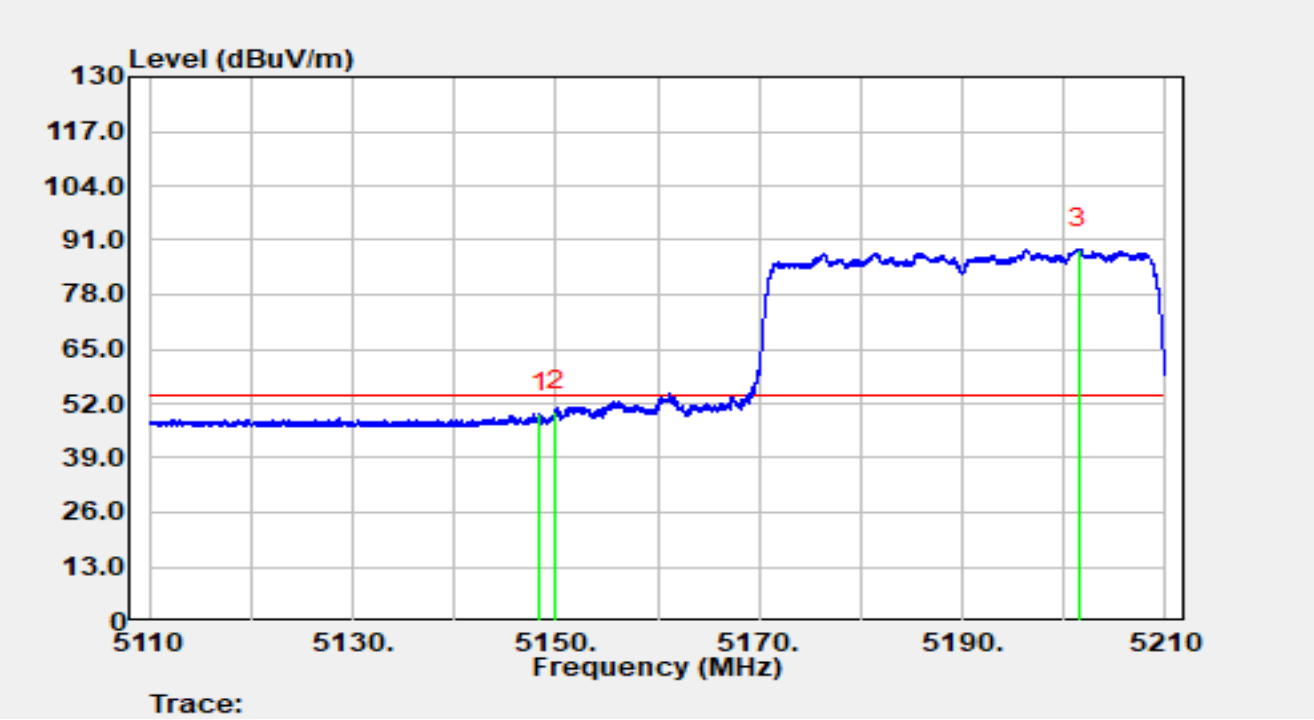

No	Mark	Frequency (MHz)	Reading (dBμV)	C.F (dB/m)	Measurement (dBμV/m)	Margin (dB)	Limit (dBμV/m)	Detector
1		5148.43	29.41	20.14	49.55	-4.45	54.00	Average
2	*	5150.00	29.95	20.14	50.09	-3.91	54.00	Average
3		5201.50	68.96	20.06	89.02	N/A	N/A	Average

Notes:

1. " * ", means this data is the worst emission level.

2. C.F (dB/m) = Antenna Factor (dB/m) + Cable Loss (dB) + Attenuation (dB) - AMP (dB).

3. Measurement (dBμV/m) = Reading (dBμV) + C.F (dB/m).

Site	WZ-AC1	Test Date	2025-05-15
Temperature	25.0 °C	Humidity	43.8 %
Limit	FCC_5G_RE (3m)	Test Engineer	Jerry Lu
Factor	BBHA 9120D_01167	Polarity	Vertical
EUT	Tablet Computer	Test Voltage	By Battery
Test Mode	Transmit by 802.11ax-HE40 at 5190MHz RU484/65		

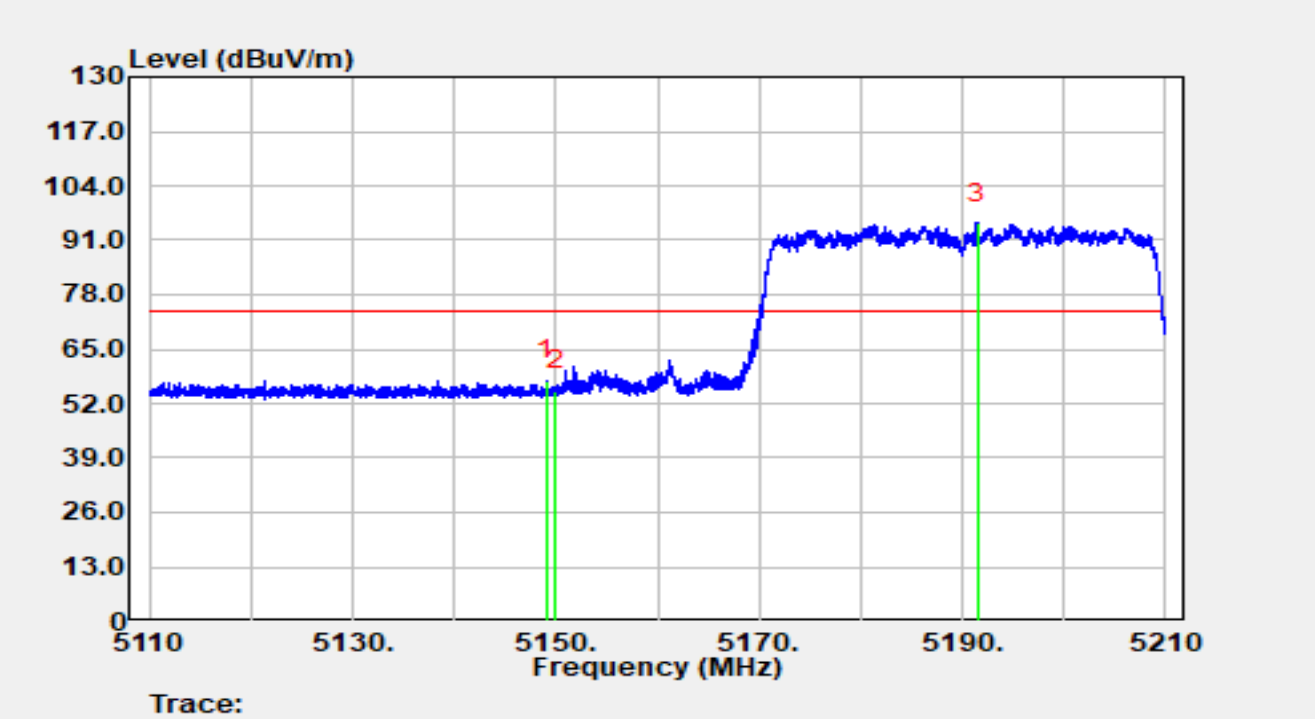

No	Mark	Frequency (MHz)	Reading (dBμV)	C.F (dB/m)	Measurement (dBμV/m)	Margin (dB)	Limit (dBμV/m)	Detector
1	*	5149.04	37.46	20.14	57.59	-16.41	74.00	Peak
2		5150.00	34.91	20.14	55.04	-18.96	74.00	Peak
3		5191.44	75.07	20.00	95.07	N/A	N/A	Peak

Notes:

1. " * ", means this data is the worst emission level.

2. C.F (dB/m) = Antenna Factor (dB/m) + Cable Loss (dB) + Attenuation (dB) - AMP (dB).

3. Measurement (dBμV/m) = Reading (dBμV) + C.F (dB/m).

Site	WZ-AC1	Test Date	2025-05-15
Temperature	25.0 °C	Humidity	43.8 %
Limit	FCC_5G_RE (3m)	Test Engineer	Jerry Lu
Factor	BBHA 9120D_01167	Polarity	Vertical
EUT	Tablet Computer	Test Voltage	By Battery
Test Mode	Transmit by 802.11ax-HE40 at 5190MHz RU484/65		

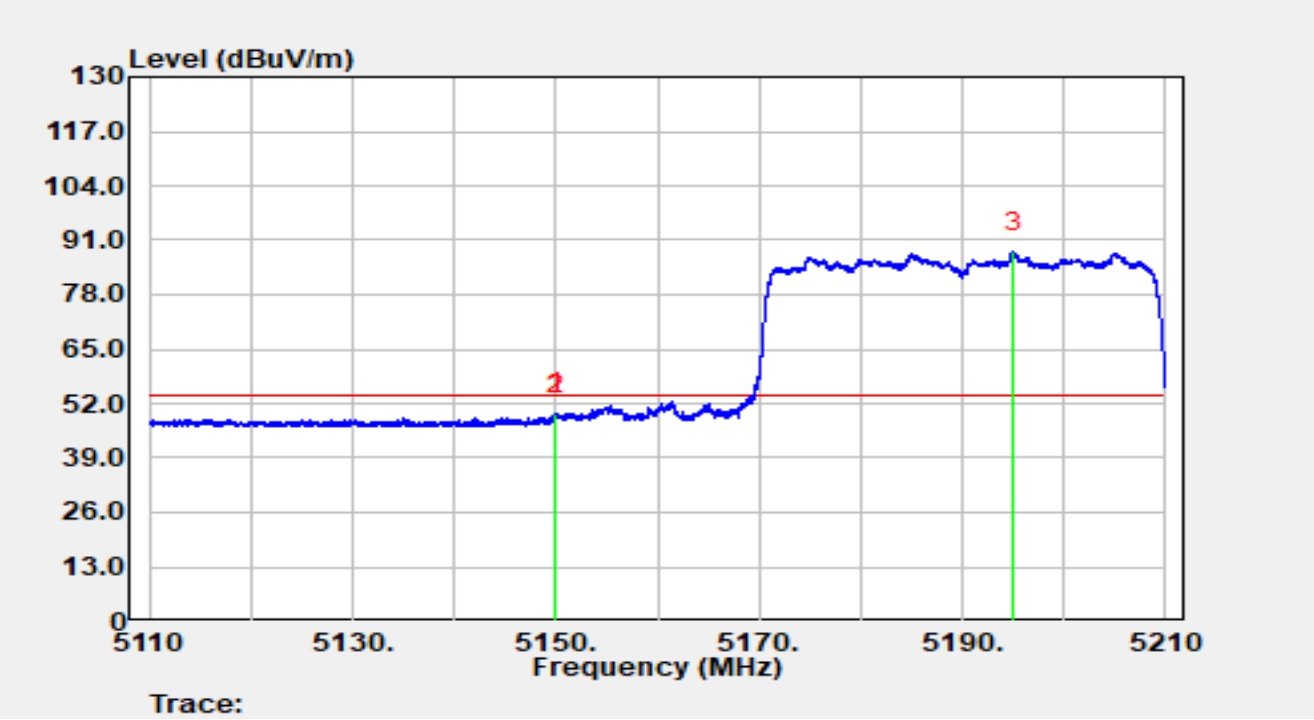

No	Mark	Frequency (MHz)	Reading (dBμV)	C.F (dB/m)	Measurement (dBμV/m)	Margin (dB)	Limit (dBμV/m)	Detector
1	*	5149.99	29.60	20.14	49.73	-4.27	54.00	Average
2		5150.00	29.33	20.14	49.46	-4.54	54.00	Average
3		5195.05	68.09	20.02	88.10	N/A	N/A	Average

Notes:

1. " * ", means this data is the worst emission level.

2. C.F (dB/m) = Antenna Factor (dB/m) + Cable Loss (dB) + Attenuation (dB) - AMP (dB).

3. Measurement (dBμV/m) = Reading (dBμV) + C.F (dB/m).

Site	WZ-AC1	Test Date	2025-05-15
Temperature	25.0 °C	Humidity	43.8 %
Limit	FCC_5G_RE (3m)	Test Engineer	Jerry Lu
Factor	BBHA 9120D_01167	Polarity	Horizontal
EUT	Tablet Computer	Test Voltage	By Battery
Test Mode	Transmit by 802.11ax-HE40 at 5310MHz RU484/65		

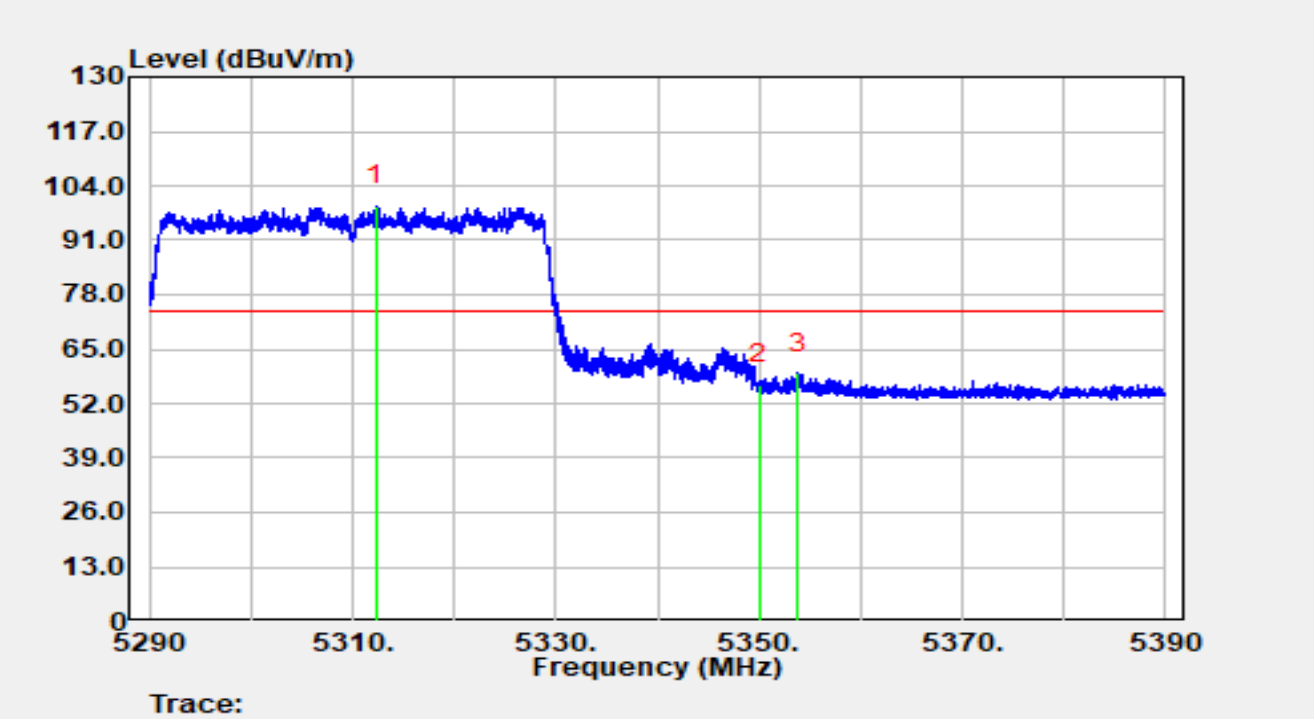

No	Mark	Frequency (MHz)	Reading (dBμV)	C.F (dB/m)	Measurement (dBμV/m)	Margin (dB)	Limit (dBμV/m)	Detector
1		5312.34	79.25	20.03	99.28	N/A	N/A	Peak
2		5350.00	36.49	20.09	56.58	-17.42	74.00	Peak
3	*	5353.85	39.18	20.07	59.25	-14.75	74.00	Peak

Notes:

1. " * ", means this data is the worst emission level.

2. C.F (dB/m) = Antenna Factor (dB/m) + Cable Loss (dB) + Attenuation (dB) - AMP (dB).

3. Measurement (dBμV/m) = Reading (dBμV) + C.F (dB/m).

Site	WZ-AC1	Test Date	2025-05-15
Temperature	25.0 °C	Humidity	43.8 %
Limit	FCC_5G_RE (3m)	Test Engineer	Jerry Lu
Factor	BBHA 9120D_01167	Polarity	Horizontal
EUT	Tablet Computer	Test Voltage	By Battery
Test Mode	Transmit by 802.11ax-HE40 at 5310MHz RU484/65		

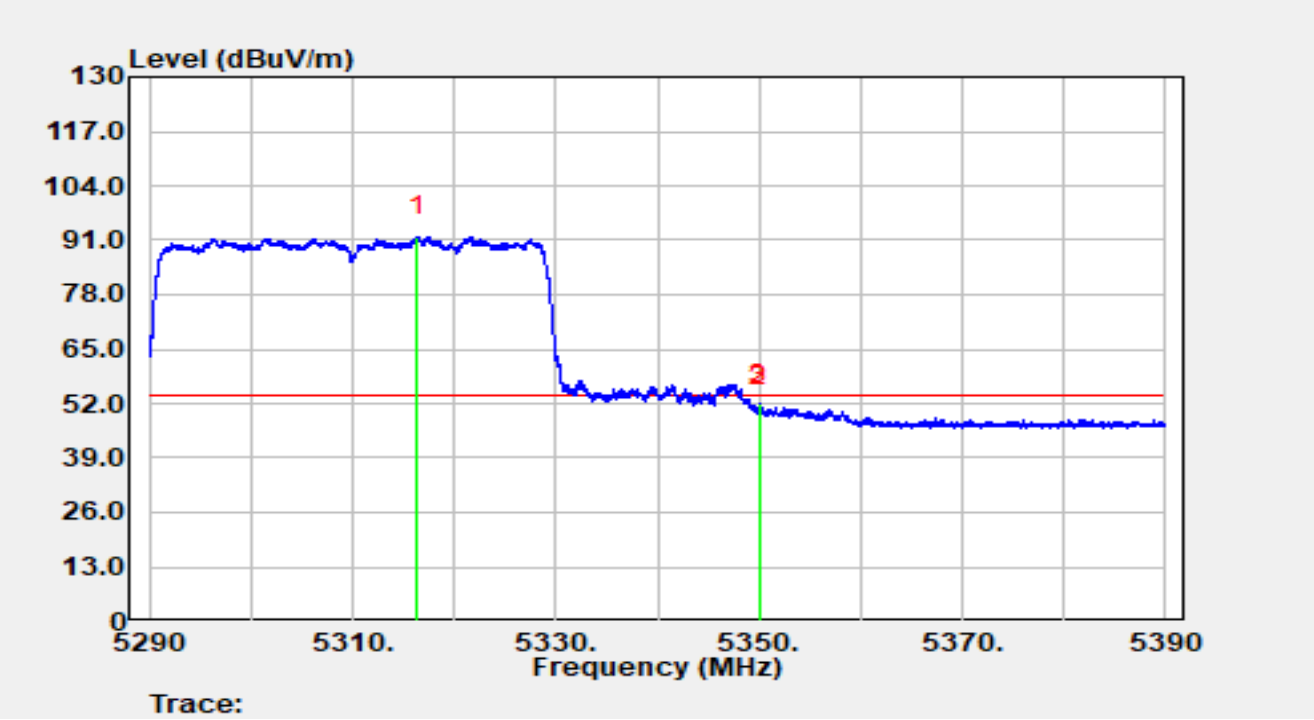

No	Mark	Frequency (MHz)	Reading (dBμV)	C.F (dB/m)	Measurement (dBμV/m)	Margin (dB)	Limit (dBμV/m)	Detector
1		5316.32	71.86	20.05	91.91	N/A	N/A	Average
2		5350.00	31.09	20.09	51.18	-2.82	54.00	Average
3	*	5350.05	31.68	20.09	51.77	-2.23	54.00	Average

Notes:

1. " * ", means this data is the worst emission level.

2. C.F (dB/m) = Antenna Factor (dB/m) + Cable Loss (dB) + Attenuation (dB) - AMP (dB).

3. Measurement (dBμV/m) = Reading (dBμV) + C.F (dB/m).

Site	WZ-AC1	Test Date	2025-05-15
Temperature	25.0 °C	Humidity	43.8 %
Limit	FCC_5G_RE (3m)	Test Engineer	Jerry Lu
Factor	BBHA 9120D_01167	Polarity	Vertical
EUT	Tablet Computer	Test Voltage	By Battery
Test Mode	Transmit by 802.11ax-HE40 at 5310MHz RU484/65		

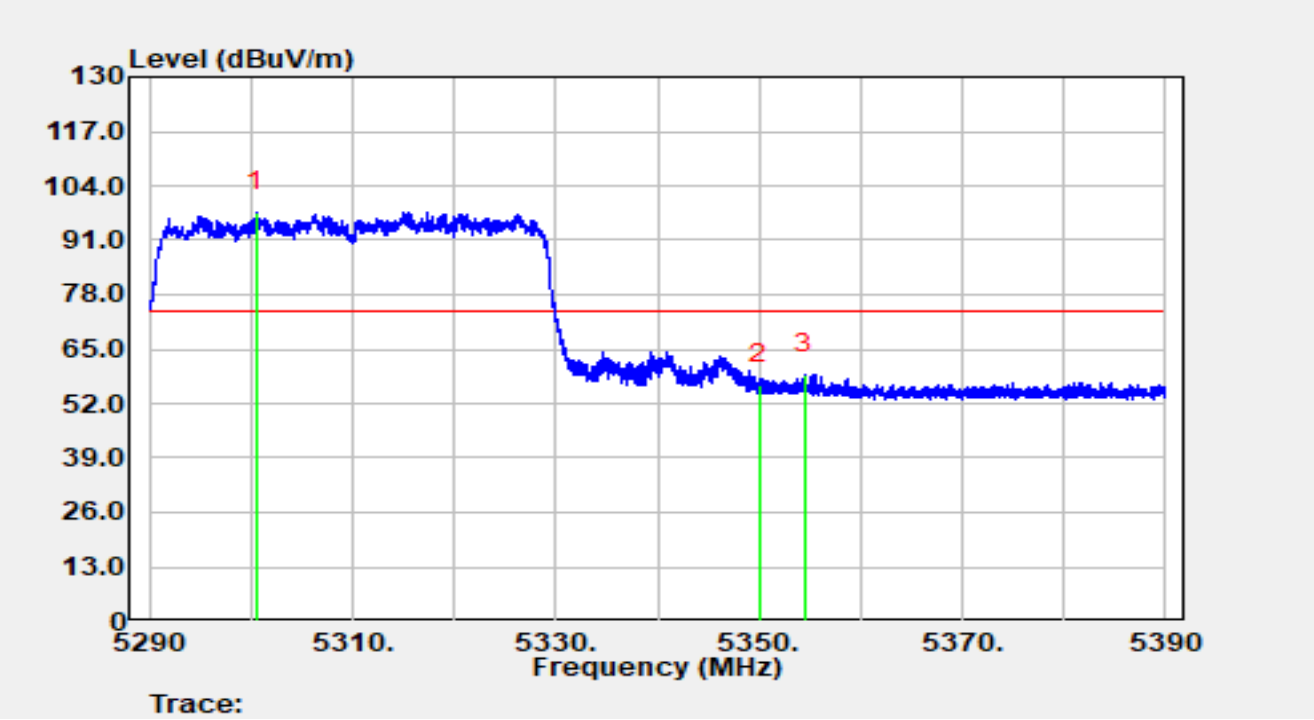

No	Mark	Frequency (MHz)	Reading (dBμV)	C.F (dB/m)	Measurement (dBμV/m)	Margin (dB)	Limit (dBμV/m)	Detector
1		5300.52	77.85	19.97	97.82	N/A	N/A	Peak
2		5350.00	36.36	20.09	56.45	-17.55	74.00	Peak
3	*	5354.48	38.92	20.07	58.99	-15.01	74.00	Peak

Notes:

1. " * ", means this data is the worst emission level.

2. C.F (dB/m) = Antenna Factor (dB/m) + Cable Loss (dB) + Attenuation (dB) - AMP (dB).

3. Measurement (dBμV/m) = Reading (dBμV) + C.F (dB/m).

Site	WZ-AC1	Test Date	2025-05-15
Temperature	25.0 °C	Humidity	43.8 %
Limit	FCC_5G_RE (3m)	Test Engineer	Jerry Lu
Factor	BBHA 9120D_01167	Polarity	Vertical
EUT	Tablet Computer	Test Voltage	By Battery
Test Mode	Transmit by 802.11ax-HE40 at 5310MHz RU484/65		

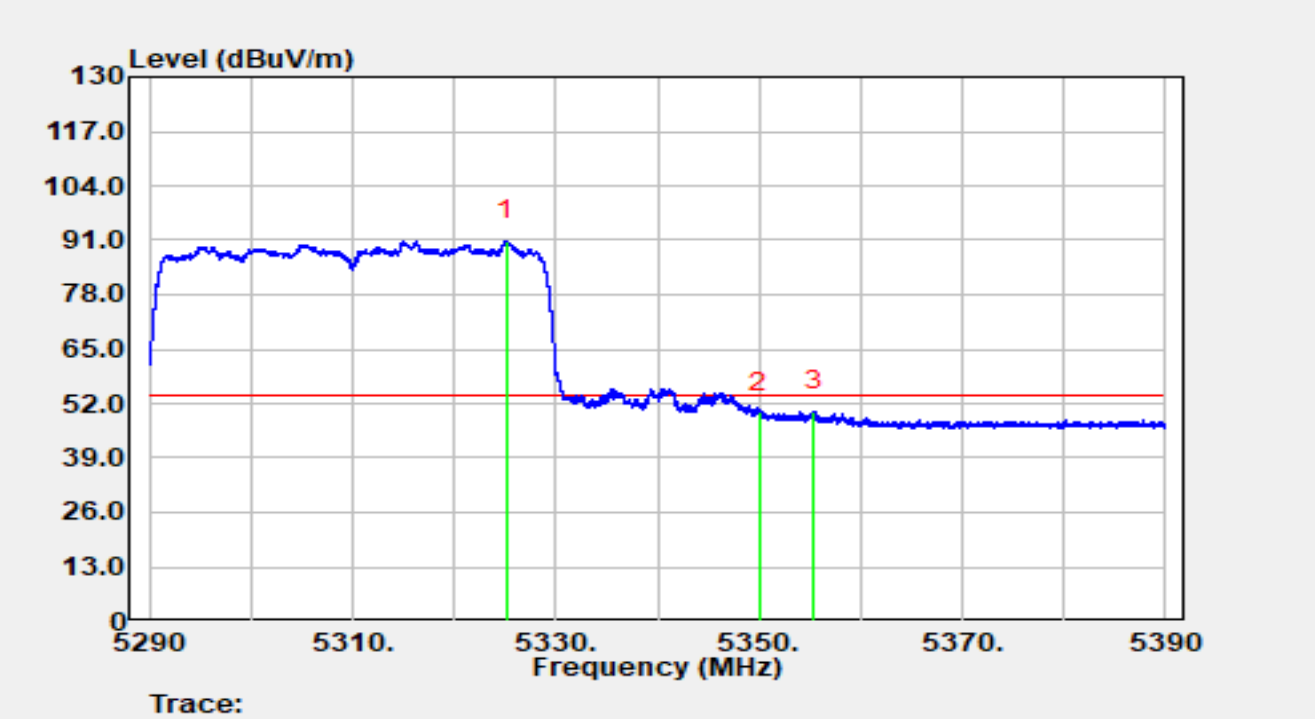

No	Mark	Frequency (MHz)	Reading (dBμV)	C.F (dB/m)	Measurement (dBμV/m)	Margin (dB)	Limit (dBμV/m)	Detector
1		5325.11	70.68	20.11	90.79	N/A	N/A	Average
2		5350.00	29.90	20.09	49.99	-4.01	54.00	Average
3	*	5355.33	30.04	20.07	50.11	-3.89	54.00	Average

Notes:

1. " * ", means this data is the worst emission level.

2. C.F (dB/m) = Antenna Factor (dB/m) + Cable Loss (dB) + Attenuation (dB) - AMP (dB).

3. Measurement (dBμV/m) = Reading (dBμV) + C.F (dB/m).

Site	WZ-AC1	Test Date	2025-05-15
Temperature	25.0 °C	Humidity	43.8 %
Limit	FCC_5G_RE (3m)	Test Engineer	Jerry Lu
Factor	BBHA 9120D_01167	Polarity	Horizontal
EUT	Tablet Computer	Test Voltage	By Battery
Test Mode	Transmit by 802.11ax-HE40 at 5510MHz RU484/65		

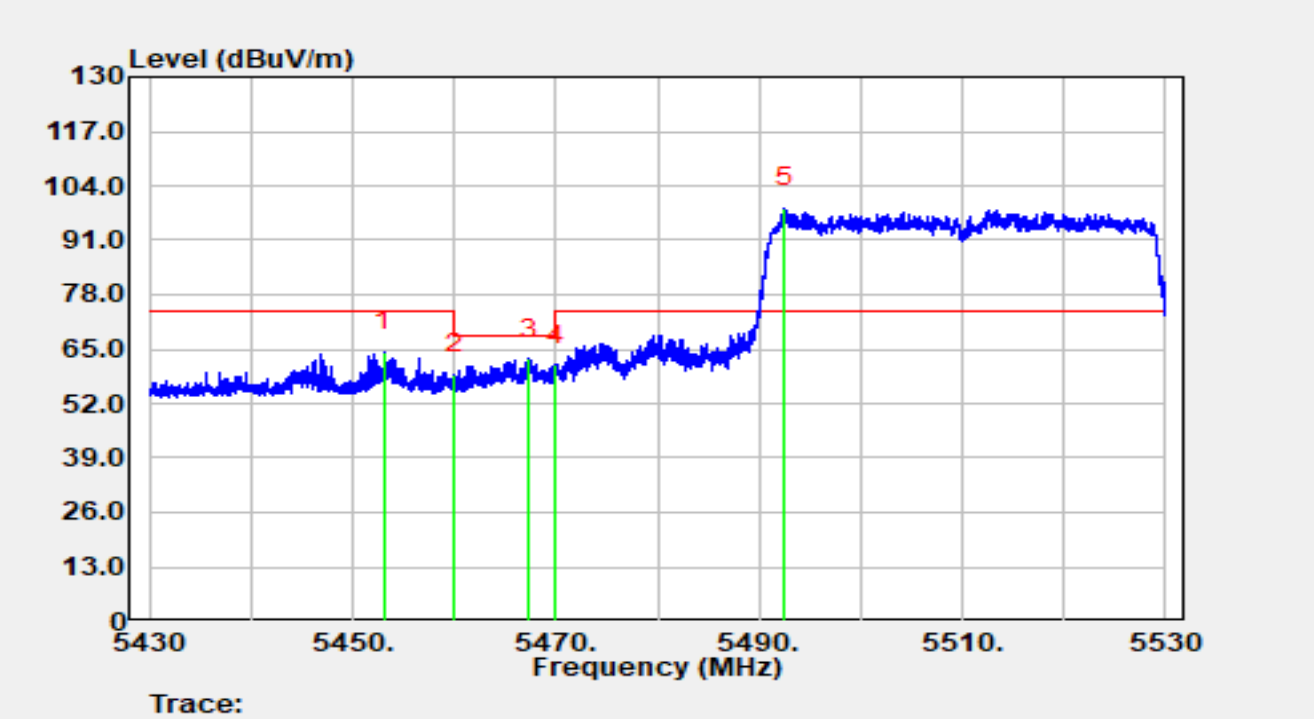

No	Mark	Frequency (MHz)	Reading (dBμV)	C.F (dB/m)	Measurement (dBμV/m)	Margin (dB)	Limit (dBμV/m)	Detector
1		5453.08	44.03	20.43	64.45	-9.55	74.00	Peak
2		5460.00	38.65	20.40	59.05	-9.15	68.20	Peak
3	*	5467.37	42.22	20.33	62.56	-5.64	68.20	Peak
4		5470.00	40.96	20.31	61.27	-6.93	68.20	Peak
5		5492.56	78.31	20.40	98.71	N/A	N/A	Peak

Notes:

1. " * ", means this data is the worst emission level.

2. C.F (dB/m) = Antenna Factor (dB/m) + Cable Loss (dB) + Attenuation (dB) - AMP (dB).

3. Measurement (dBμV/m) = Reading (dBμV) + C.F (dB/m).

Site	WZ-AC1	Test Date	2025-05-15
Temperature	25.0 °C	Humidity	43.8 %
Limit	FCC_5G_RE (3m)	Test Engineer	Jerry Lu
Factor	BBHA 9120D_01167	Polarity	Horizontal
EUT	Tablet Computer	Test Voltage	By Battery
Test Mode	Transmit by 802.11ax-HE40 at 5510MHz RU484/65		

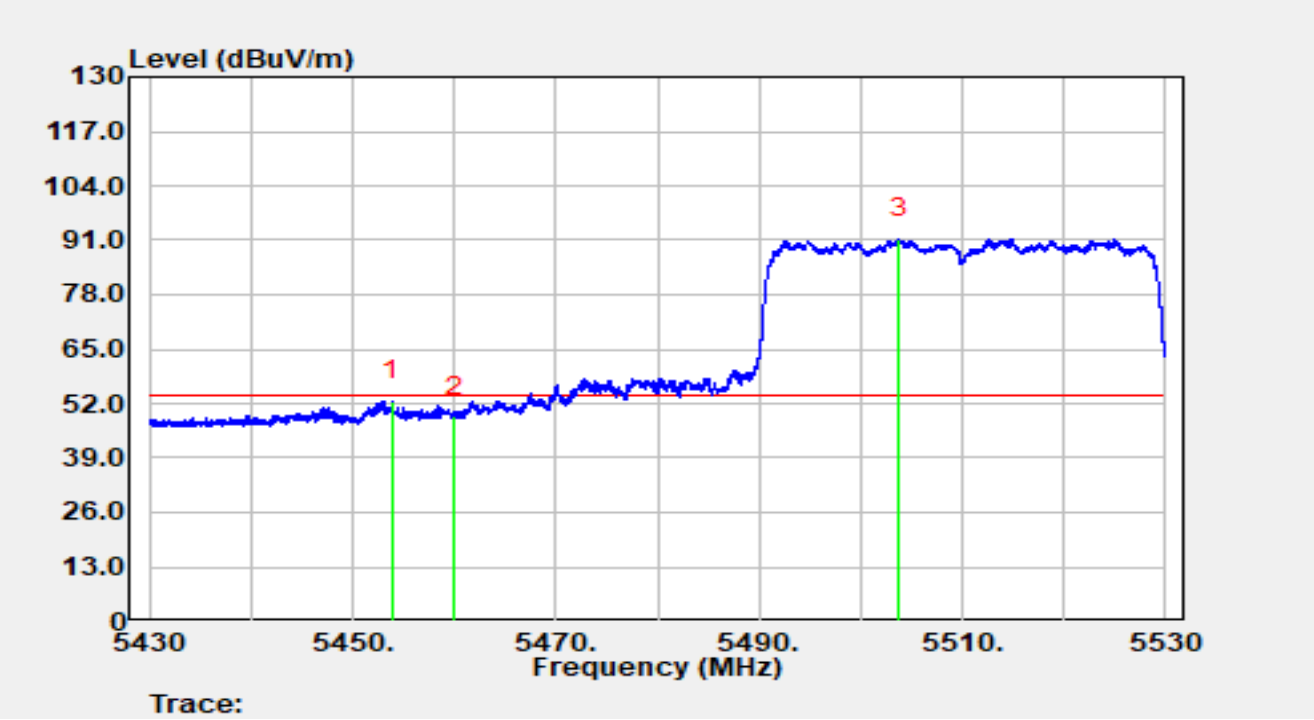

No	Mark	Frequency (MHz)	Reading (dBμV)	C.F (dB/m)	Measurement (dBμV/m)	Margin (dB)	Limit (dBμV/m)	Detector
1	*	5453.91	32.29	20.43	52.72	-1.28	54.00	Average
2		5460.00	28.50	20.40	48.90	-5.10	54.00	Average
3		5503.78	70.83	20.49	91.32	N/A	N/A	Average

Notes:

1. " * ", means this data is the worst emission level.

2. C.F (dB/m) = Antenna Factor (dB/m) + Cable Loss (dB) + Attenuation (dB) - AMP (dB).

3. Measurement (dBμV/m) = Reading (dBμV) + C.F (dB/m).

Site	WZ-AC1	Test Date	2025-05-15
Temperature	25.0 °C	Humidity	43.8 %
Limit	FCC_5G_RE (3m)	Test Engineer	Jerry Lu
Factor	BBHA 9120D_01167	Polarity	Vertical
EUT	Tablet Computer	Test Voltage	By Battery
Test Mode	Transmit by 802.11ax-HE40 at 5510MHz RU484/65		

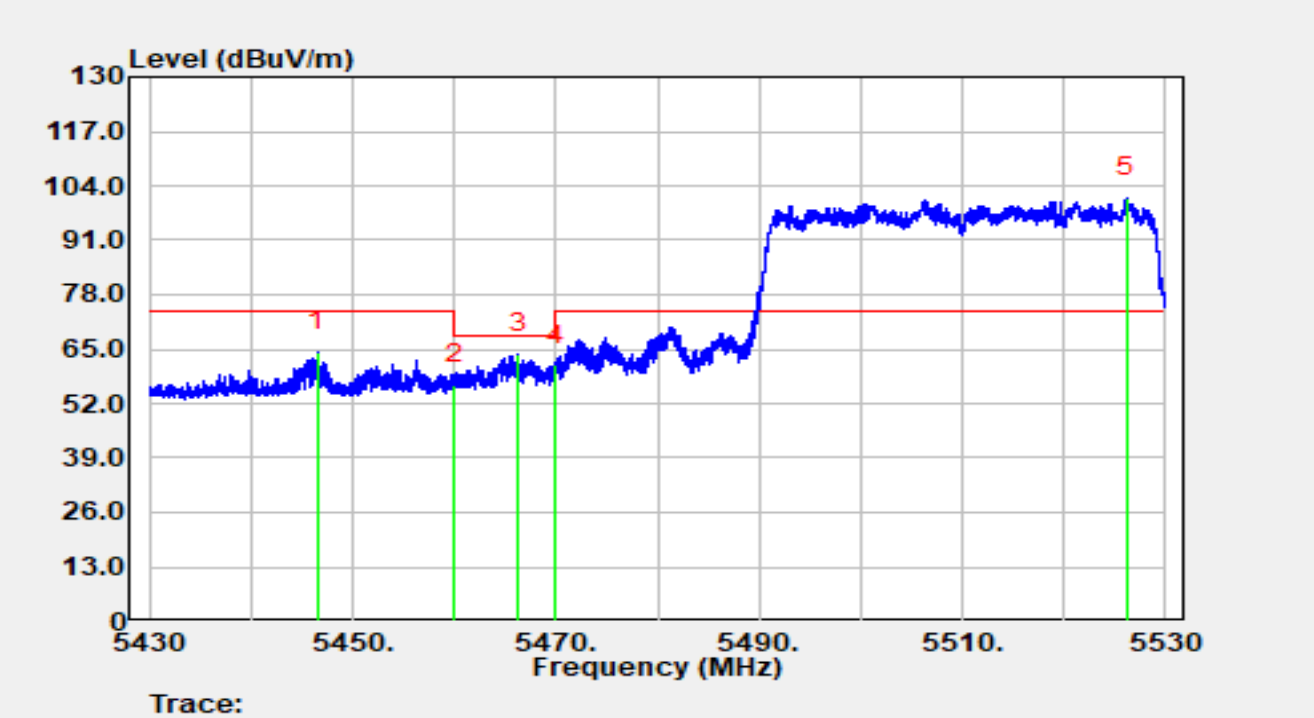

No	Mark	Frequency (MHz)	Reading (dBμV)	C.F (dB/m)	Measurement (dBμV/m)	Margin (dB)	Limit (dBμV/m)	Detector
1		5446.49	44.02	20.40	64.41	-9.59	74.00	Peak
2		5460.00	36.24	20.40	56.64	-11.56	68.20	Peak
3	*	5466.33	43.47	20.34	63.81	-4.39	68.20	Peak
4		5470.00	40.99	20.31	61.30	-6.90	68.20	Peak
5		5526.17	80.58	20.52	101.10	N/A	N/A	Peak

Notes:

1. " * ", means this data is the worst emission level.

2. C.F (dB/m) = Antenna Factor (dB/m) + Cable Loss (dB) + Attenuation (dB) - AMP (dB).

3. Measurement (dBμV/m) = Reading (dBμV) + C.F (dB/m).

Site	WZ-AC1	Test Date	2025-05-15
Temperature	25.0 °C	Humidity	43.8 %
Limit	FCC_5G_RE (3m)	Test Engineer	Jerry Lu
Factor	BBHA 9120D_01167	Polarity	Vertical
EUT	Tablet Computer	Test Voltage	By Battery
Test Mode	Transmit by 802.11ax-HE40 at 5510MHz RU484/65		

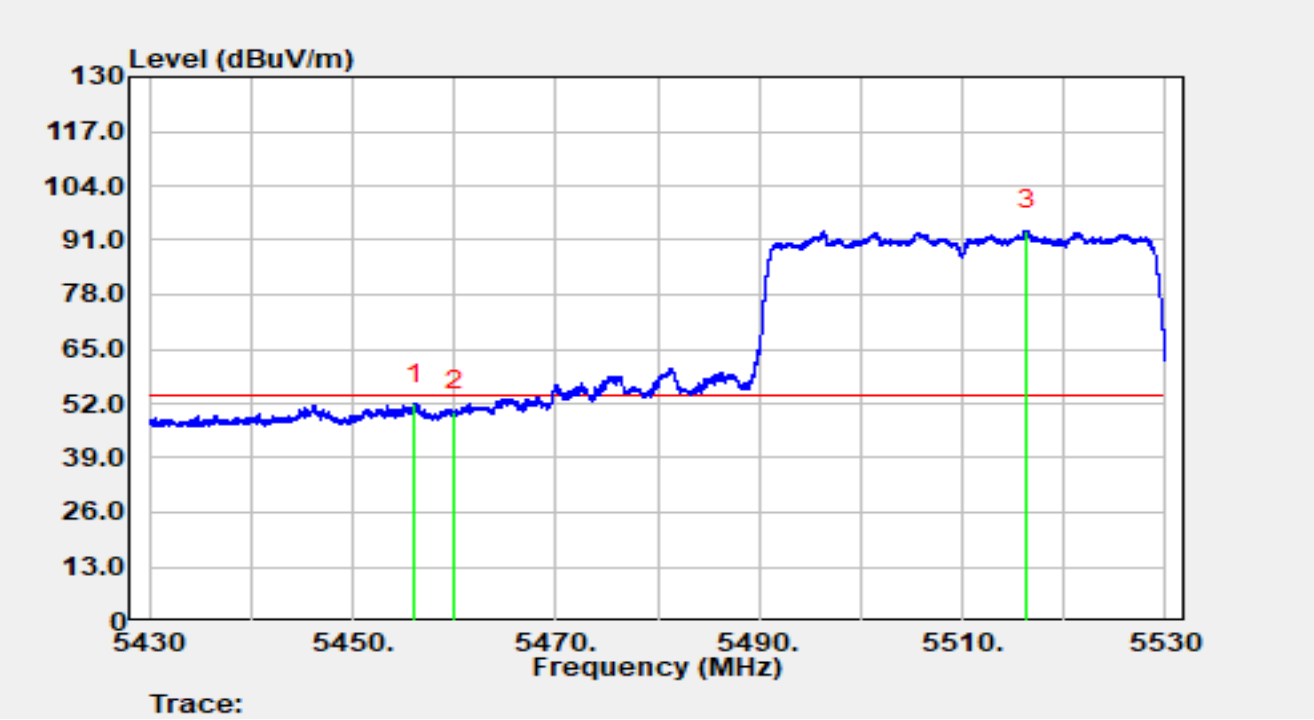

No	Mark	Frequency (MHz)	Reading (dBμV)	C.F (dB/m)	Measurement (dBμV/m)	Margin (dB)	Limit (dBμV/m)	Detector
1	*	5456.07	31.50	20.43	51.92	-2.08	54.00	Average
2		5460.00	29.86	20.40	50.26	-3.74	54.00	Average
3		5516.33	72.78	20.52	93.30	N/A	N/A	Average

Notes:

1. " * ", means this data is the worst emission level.

2. C.F (dB/m) = Antenna Factor (dB/m) + Cable Loss (dB) + Attenuation (dB) - AMP (dB).

3. Measurement (dBμV/m) = Reading (dBμV) + C.F (dB/m).

Site	WZ-AC1	Test Date	2025-05-15
Temperature	25.0 °C	Humidity	43.8 %
Limit	FCC_5G_RE (3m)	Test Engineer	Ajin Fan
Factor	BBHA 9120D_01167	Polarity	Horizontal
EUT	Tablet Computer	Test Voltage	By Battery
Test Mode	Transmit by 802.11ax-HE40 at 5670MHz RU484/65		

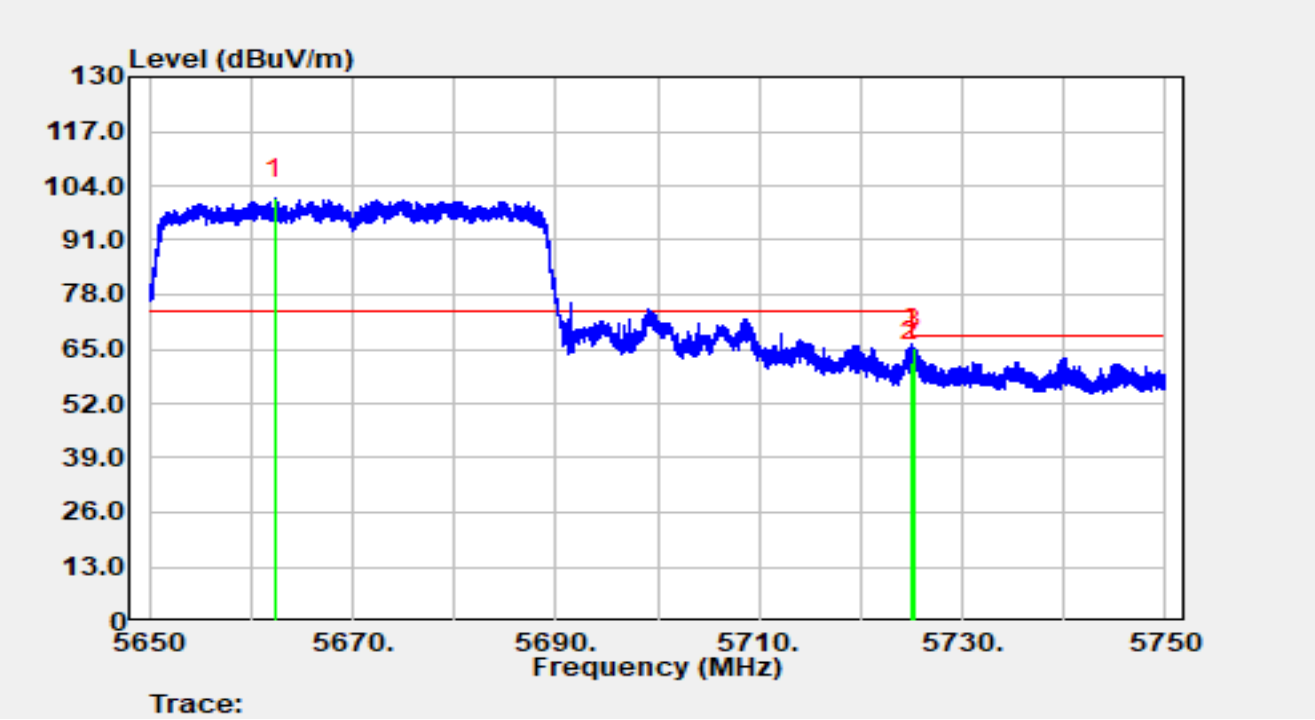

No	Mark	Frequency (MHz)	Reading (dBμV)	C.F (dB/m)	Measurement (dBμV/m)	Margin (dB)	Limit (dBμV/m)	Detector
1		5662.35	80.49	20.34	100.83	N/A	N/A	Peak
2		5725.00	41.30	20.69	61.99	-6.21	68.20	Peak
3	*	5725.20	44.49	20.69	65.18	-3.02	68.20	Peak

Notes:

1. " * ", means this data is the worst emission level.

2. C.F (dB/m) = Antenna Factor (dB/m) + Cable Loss (dB) + Attenuation (dB) - AMP (dB).

3. Measurement (dBμV/m) = Reading (dBμV) + C.F (dB/m).

Site	WZ-AC1	Test Date	2025-05-15
Temperature	25.0 °C	Humidity	43.8 %
Limit	FCC_5G_RE (3m)	Test Engineer	Ajin Fan
Factor	BBHA 9120D_01167	Polarity	Vertical
EUT	Tablet Computer	Test Voltage	By Battery
Test Mode	Transmit by 802.11ax-HE40 at 5670MHz RU484/65		

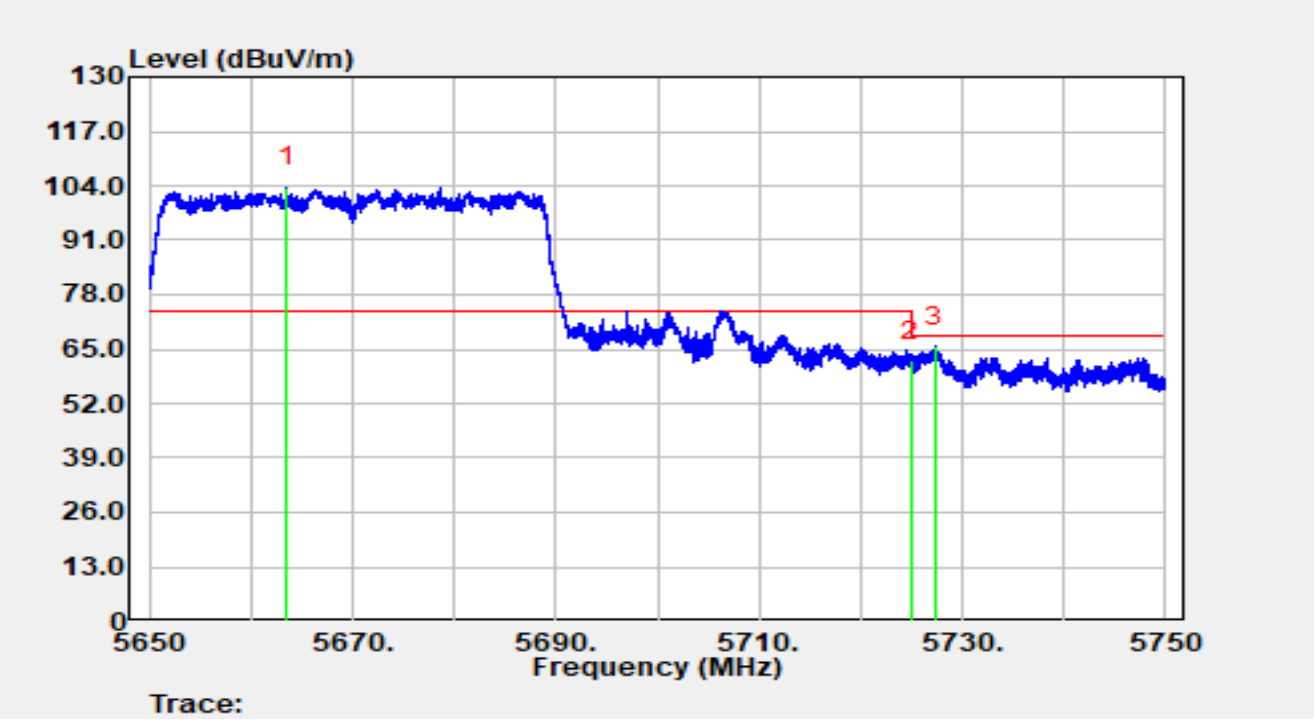

No	Mark	Frequency (MHz)	Reading (dBμV)	C.F (dB/m)	Measurement (dBμV/m)	Margin (dB)	Limit (dBμV/m)	Detector
1		5663.53	83.31	20.33	103.65	N/A	N/A	Peak
2		5725.00	41.51	20.69	62.20	-6.00	68.20	Peak
3	*	5727.32	44.96	20.68	65.64	-2.56	68.20	Peak

Notes:

1. " * ", means this data is the worst emission level.

2. C.F (dB/m) = Antenna Factor (dB/m) + Cable Loss (dB) + Attenuation (dB) - AMP (dB).

3. Measurement (dBμV/m) = Reading (dBμV) + C.F (dB/m).

Site	WZ-AC1	Test Date	2025-05-15
Temperature	25.0 °C	Humidity	43.8 %
Limit	FCC_5.8G_RE (3m)	Test Engineer	Ajin Fan
Factor	BBHA 9120D_01167	Polarity	Horizontal
EUT	Tablet Computer	Test Voltage	By Battery
Test Mode	Transmit by 802.11ax-HE40 at 5755MHz RU484/65		

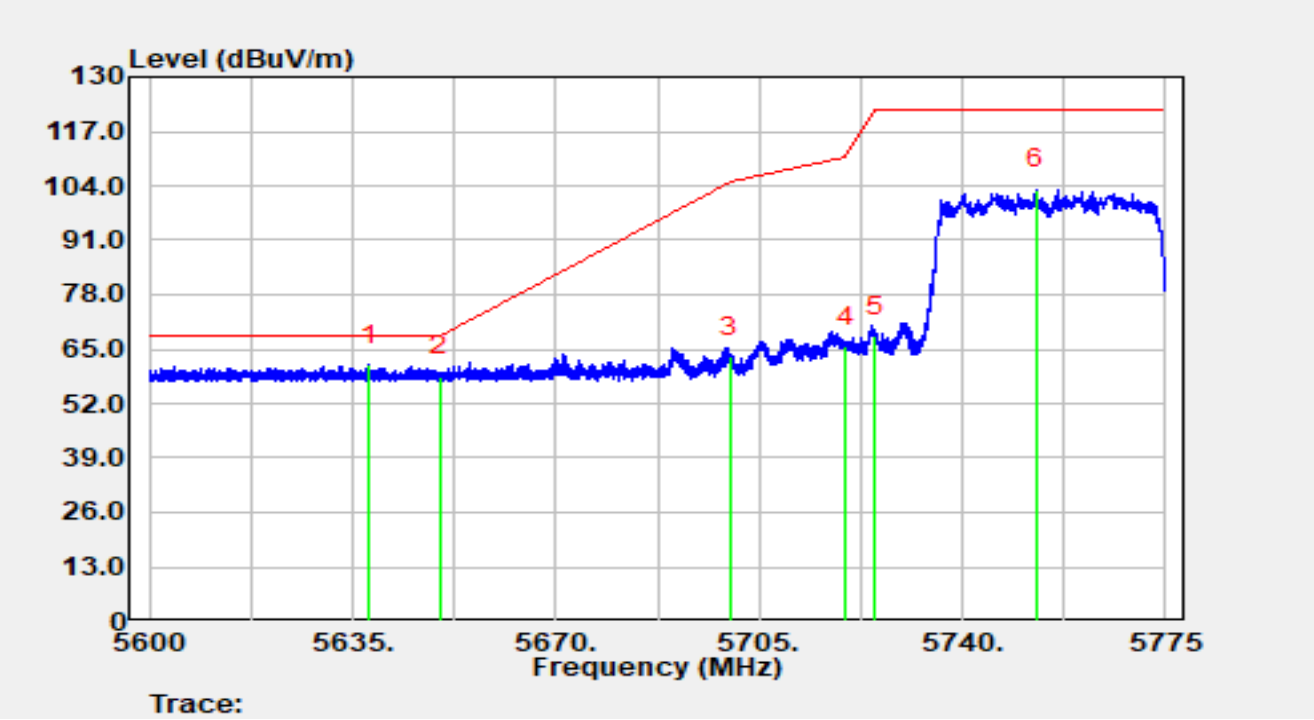

No	Mark	Frequency (MHz)	Reading (dBμV)	C.F (dB/m)	Measurement (dBμV/m)	Margin (dB)	Limit (dBμV/m)	Detector
1	*	5637.92	40.66	20.42	61.08	-7.12	68.20	Peak
2		5650.00	38.07	20.37	58.44	-9.76	68.20	Peak
3		5700.00	42.63	20.58	63.21	-41.99	105.20	Peak
4		5720.00	44.81	20.70	65.51	-45.29	110.80	Peak
5		5725.00	47.43	20.69	68.12	-54.08	122.20	Peak
6		5752.67	82.47	20.58	103.05	N/A	N/A	Peak

Notes:

1. " * ", means this data is the worst emission level.
2. C.F (dB/m) = Antenna Factor (dB/m) + Cable Loss (dB) + Attenuation (dB) - AMP (dB).
3. Measurement (dBμV/m) = Reading (dBμV) + C.F (dB/m).

Site	WZ-AC1	Test Date	2025-05-15
Temperature	25.0 °C	Humidity	43.8 %
Limit	FCC_5.8G_RE (3m)	Test Engineer	Ajin Fan
Factor	BBHA 9120D_01167	Polarity	Vertical
EUT	Tablet Computer	Test Voltage	By Battery
Test Mode	Transmit by 802.11ax-HE40 at 5755MHz RU484/65		

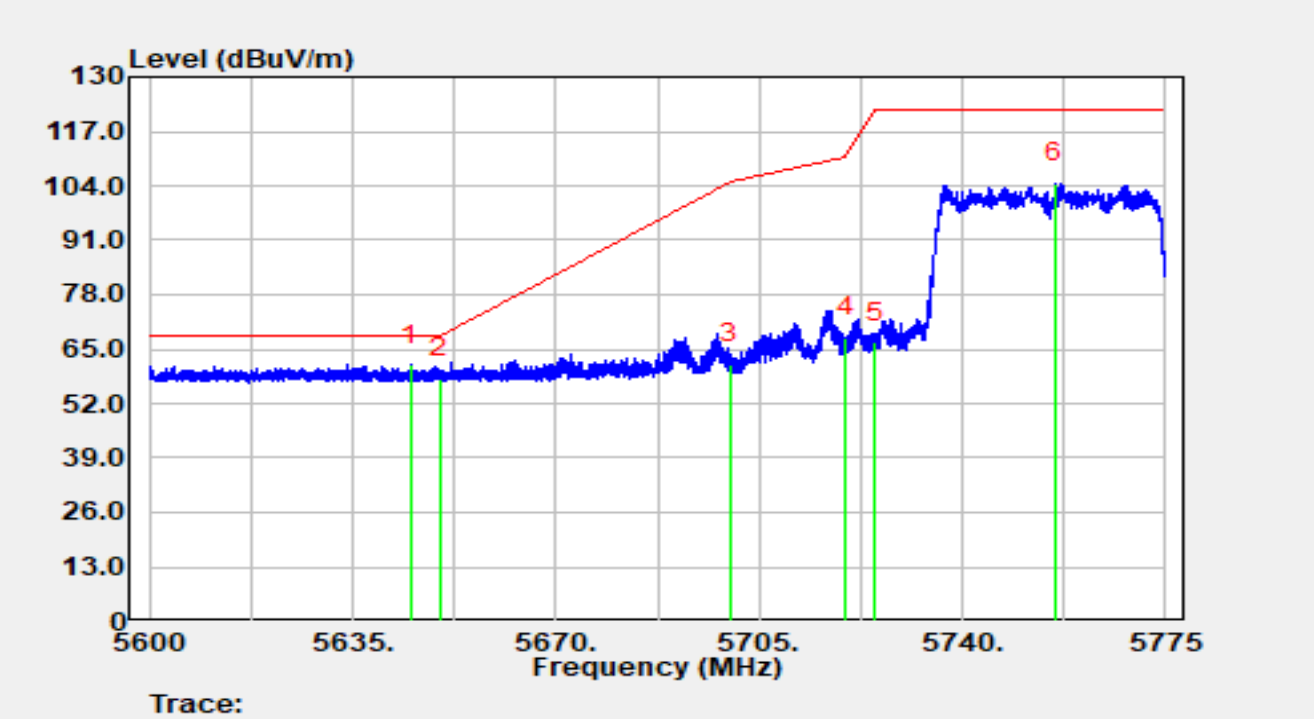

No	Mark	Frequency (MHz)	Reading (dBμV)	C.F (dB/m)	Measurement (dBμV/m)	Margin (dB)	Limit (dBμV/m)	Detector
1	*	5645.03	40.91	20.39	61.30	-6.90	68.20	Peak
2		5650.00	37.68	20.37	58.05	-10.15	68.20	Peak
3		5700.00	40.81	20.58	61.39	-43.81	105.20	Peak
4		5720.00	47.19	20.70	67.89	-42.91	110.80	Peak
5		5725.00	45.81	20.69	66.50	-55.70	122.20	Peak
6		5755.89	83.95	20.58	104.53	N/A	N/A	Peak

Notes:

1. " * ", means this data is the worst emission level.

2. C.F (dB/m) = Antenna Factor (dB/m) + Cable Loss (dB) + Attenuation (dB) - AMP (dB).

3. Measurement (dBμV/m) = Reading (dBμV) + C.F (dB/m).

Site	WZ-AC1	Test Date	2025-05-15
Temperature	25.0 °C	Humidity	43.8 %
Limit	FCC_5.8G_RE (3m)	Test Engineer	Ajin Fan
Factor	BBHA 9120D_01167	Polarity	Horizontal
EUT	Tablet Computer	Test Voltage	By Battery
Test Mode	Transmit by 802.11ax-HE40 at 5795MHz RU484/65		

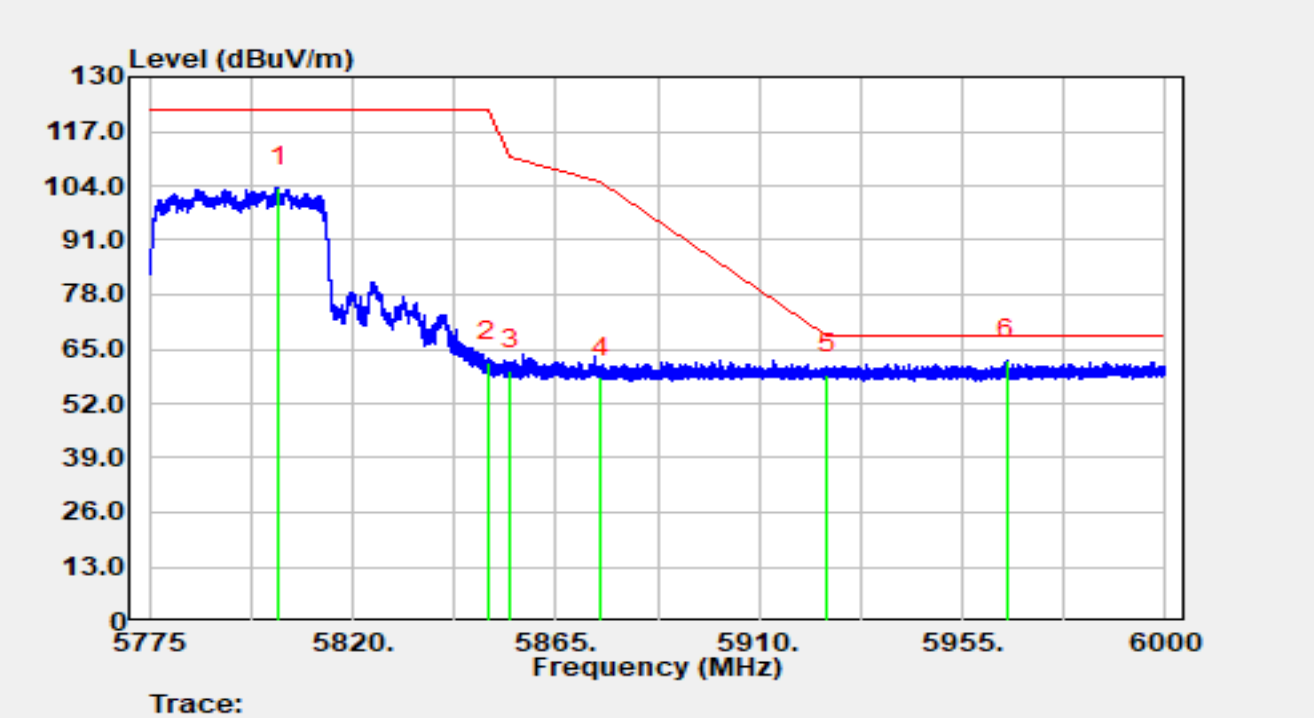

No	Mark	Frequency (MHz)	Reading (dBμV)	C.F (dB/m)	Measurement (dBμV/m)	Margin (dB)	Limit (dBμV/m)	Detector
1		5803.73	82.73	20.85	103.57	N/A	N/A	Peak
2		5850.00	41.16	20.79	61.95	-60.25	122.20	Peak
3		5855.00	39.15	20.76	59.90	-50.90	110.80	Peak
4		5875.00	37.55	20.78	58.33	-46.87	105.20	Peak
5		5925.00	37.90	21.12	59.02	-9.18	68.20	Peak
6	*	5964.77	41.61	20.79	62.39	-5.81	68.20	Peak

Notes:

1. " * ", means this data is the worst emission level.

2. C.F (dB/m) = Antenna Factor (dB/m) + Cable Loss (dB) + Attenuation (dB) - AMP (dB).

3. Measurement (dBμV/m) = Reading (dBμV) + C.F (dB/m).

Site	WZ-AC1	Test Date	2025-05-15
Temperature	25.0 °C	Humidity	43.8 %
Limit	FCC_5.8G_RE (3m)	Test Engineer	Ajin Fan
Factor	BBHA 9120D_01167	Polarity	Vertical
EUT	Tablet Computer	Test Voltage	By Battery
Test Mode	Transmit by 802.11ax-HE40 at 5795MHz RU484/65		

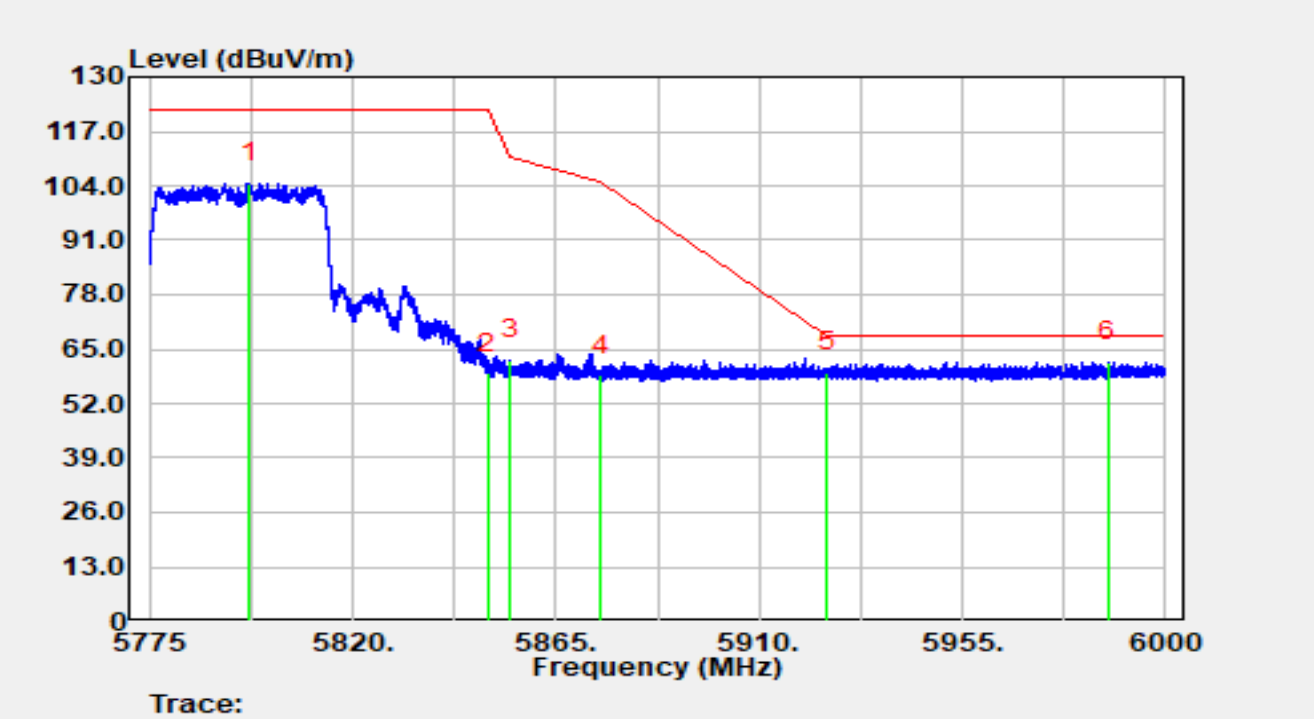

No	Mark	Frequency (MHz)	Reading (dBμV)	C.F (dB/m)	Measurement (dBμV/m)	Margin (dB)	Limit (dBμV/m)	Detector
1		5797.14	83.89	20.74	104.63	N/A	N/A	Peak
2		5850.00	38.53	20.79	59.32	-62.88	122.20	Peak
3		5855.00	41.56	20.76	62.32	-48.48	110.80	Peak
4		5875.00	37.87	20.78	58.65	-46.55	105.20	Peak
5		5925.00	38.34	21.12	59.46	-8.74	68.20	Peak
6	*	5987.27	40.85	20.97	61.82	-6.38	68.20	Peak

Notes:

1. " * ", means this data is the worst emission level.

2. C.F (dB/m) = Antenna Factor (dB/m) + Cable Loss (dB) + Attenuation (dB) - AMP (dB).

3. Measurement (dBμV/m) = Reading (dBμV) + C.F (dB/m).

Site	WZ-AC1	Test Date	2025-05-15
Temperature	25.0 °C	Humidity	43.8 %
Limit	FCC_5G_RE (3m)	Test Engineer	Ajin Fan
Factor	BBHA 9120D_01167	Polarity	Horizontal
EUT	Tablet Computer	Test Voltage	By Battery
Test Mode	Transmit by 802.11ax-HE80 at 5210MHz RU996/67		

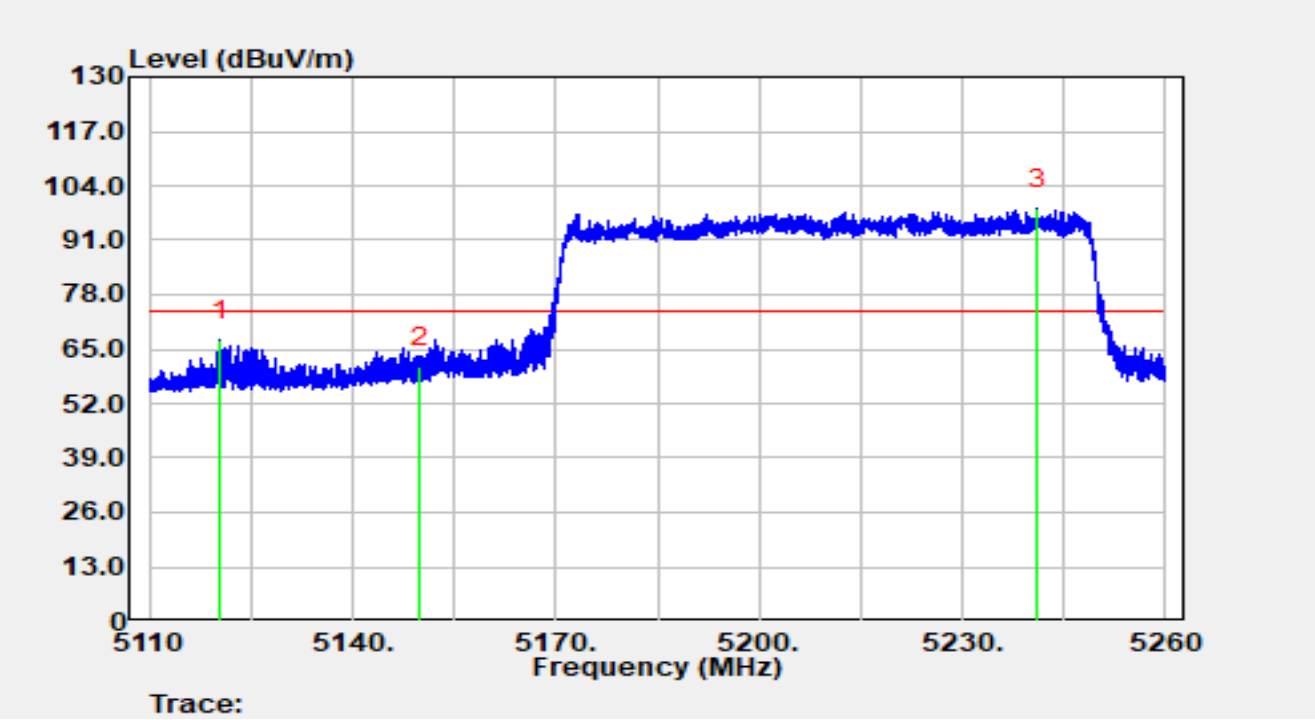

No	Mark	Frequency (MHz)	Reading (dBμV)	C.F (dB/m)	Measurement (dBμV/m)	Margin (dB)	Limit (dBμV/m)	Detector
1	*	5120.40	46.73	20.29	67.03	-6.97	74.00	Peak
2		5150.00	40.62	20.14	60.76	-13.24	74.00	Peak
3		5241.12	78.47	20.06	98.53	N/A	N/A	Peak

Notes:

1. " * ", means this data is the worst emission level.

2. C.F (dB/m) = Antenna Factor (dB/m) + Cable Loss (dB) + Attenuation (dB) - AMP (dB).

3. Measurement (dBμV/m) = Reading (dBμV) + C.F (dB/m).

Site	WZ-AC1	Test Date	2025-05-15
Temperature	25.0 °C	Humidity	43.8 %
Limit	FCC_5G_RE (3m)	Test Engineer	Ajin Fan
Factor	BBHA 9120D_01167	Polarity	Horizontal
EUT	Tablet Computer	Test Voltage	By Battery
Test Mode	Transmit by 802.11ax-HE80 at 5210MHz RU996/67		

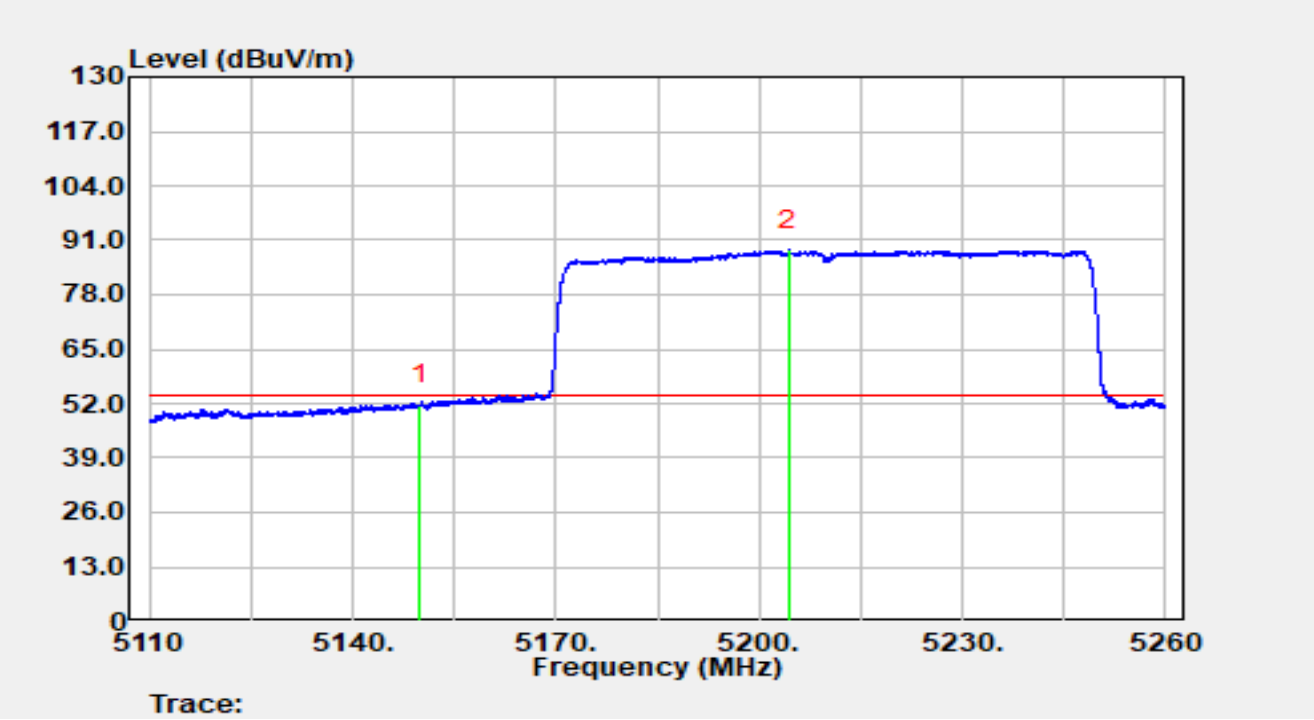

No	Mark	Frequency (MHz)	Reading (dBμV)	C.F (dB/m)	Measurement (dBμV/m)	Margin (dB)	Limit (dBμV/m)	Detector
1	*	5150.00	31.51	20.14	51.65	-2.35	54.00	Average
2		5204.41	68.68	20.09	88.76	N/A	N/A	Average

Notes:

1. " * ", means this data is the worst emission level.

2. C.F (dB/m) = Antenna Factor (dB/m) + Cable Loss (dB) + Attenuation (dB) - AMP (dB).

3. Measurement (dBμV/m) = Reading (dBμV) + C.F (dB/m).

Site	WZ-AC1	Test Date	2025-05-15
Temperature	25.0 °C	Humidity	43.8 %
Limit	FCC_5G_RE (3m)	Test Engineer	Ajin Fan
Factor	BBHA 9120D_01167	Polarity	Vertical
EUT	Tablet Computer	Test Voltage	By Battery
Test Mode	Transmit by 802.11ax-HE80 at 5210MHz RU996/67		

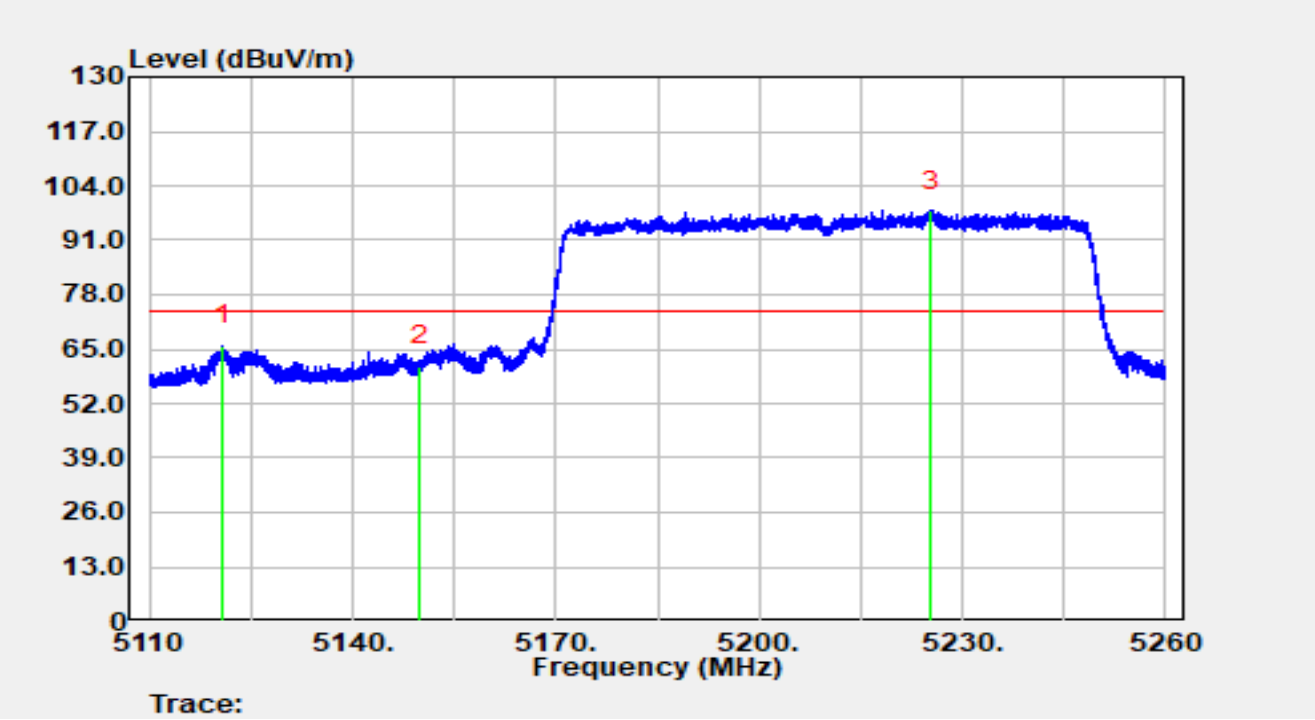

No	Mark	Frequency (MHz)	Reading (dBμV)	C.F (dB/m)	Measurement (dBμV/m)	Margin (dB)	Limit (dBμV/m)	Detector
1	*	5120.89	45.52	20.29	65.81	-8.19	74.00	Peak
2		5150.00	40.85	20.14	60.99	-13.01	74.00	Peak
3		5225.40	77.96	20.12	98.08	N/A	N/A	Peak

Notes:

1. " * ", means this data is the worst emission level.

2. C.F (dB/m) = Antenna Factor (dB/m) + Cable Loss (dB) + Attenuation (dB) - AMP (dB).

3. Measurement (dBμV/m) = Reading (dBμV) + C.F (dB/m).

Site	WZ-AC1	Test Date	2025-05-15
Temperature	25.0 °C	Humidity	43.8 %
Limit	FCC_5G_RE (3m)	Test Engineer	Ajin Fan
Factor	BBHA 9120D_01167	Polarity	Vertical
EUT	Tablet Computer	Test Voltage	By Battery
Test Mode	Transmit by 802.11ax-HE80 at 5210MHz RU996/67		

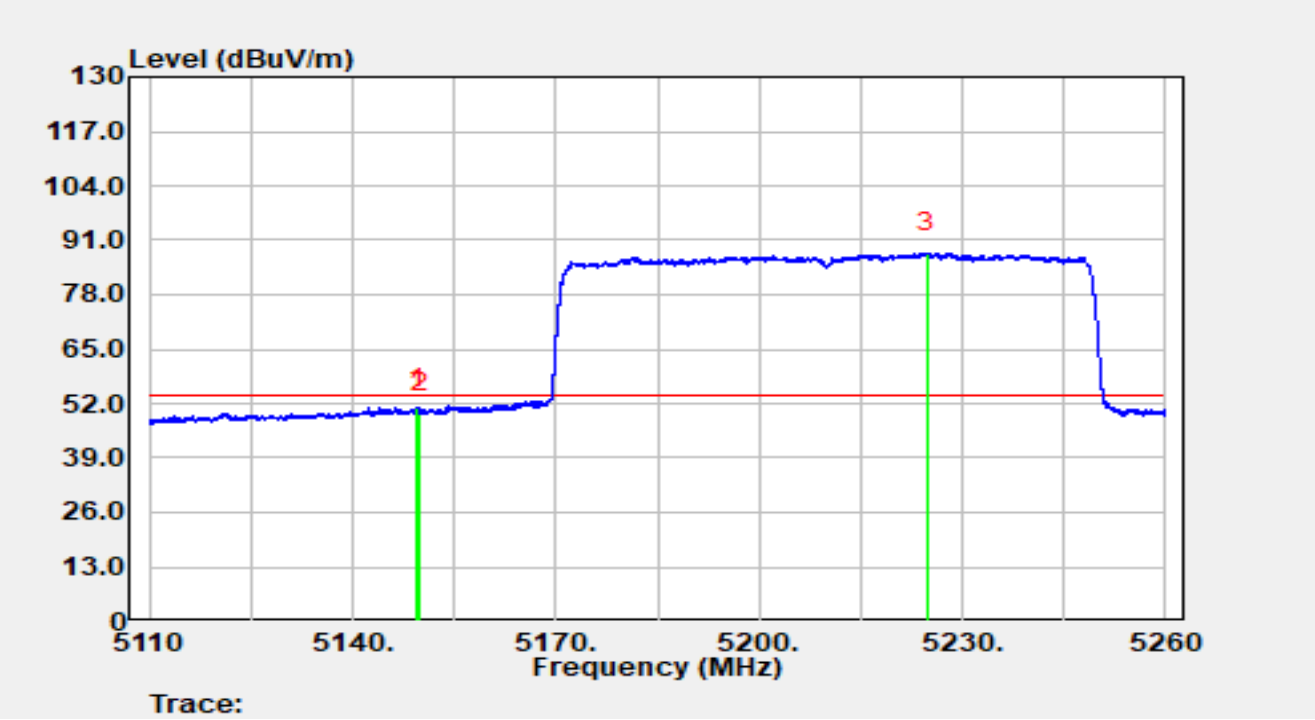

No	Mark	Frequency (MHz)	Reading (dBμV)	C.F (dB/m)	Measurement (dBμV/m)	Margin (dB)	Limit (dBμV/m)	Detector
1	*	5149.63	30.79	20.14	50.93	-3.07	54.00	Average
2		5150.00	29.45	20.14	49.58	-4.42	54.00	Average
3		5224.78	67.73	20.12	87.86	N/A	N/A	Average

Notes:

1. " * ", means this data is the worst emission level.

2. C.F (dB/m) = Antenna Factor (dB/m) + Cable Loss (dB) + Attenuation (dB) - AMP (dB).

3. Measurement (dBμV/m) = Reading (dBμV) + C.F (dB/m).

Site	WZ-AC1	Test Date	2025-05-15
Temperature	25.0 °C	Humidity	43.8 %
Limit	FCC_5G_RE (3m)	Test Engineer	Ajin Fan
Factor	BBHA 9120D_01167	Polarity	Horizontal
EUT	Tablet Computer	Test Voltage	By Battery
Test Mode	Transmit by 802.11ax-HE80 at 5290MHz RU996/67		

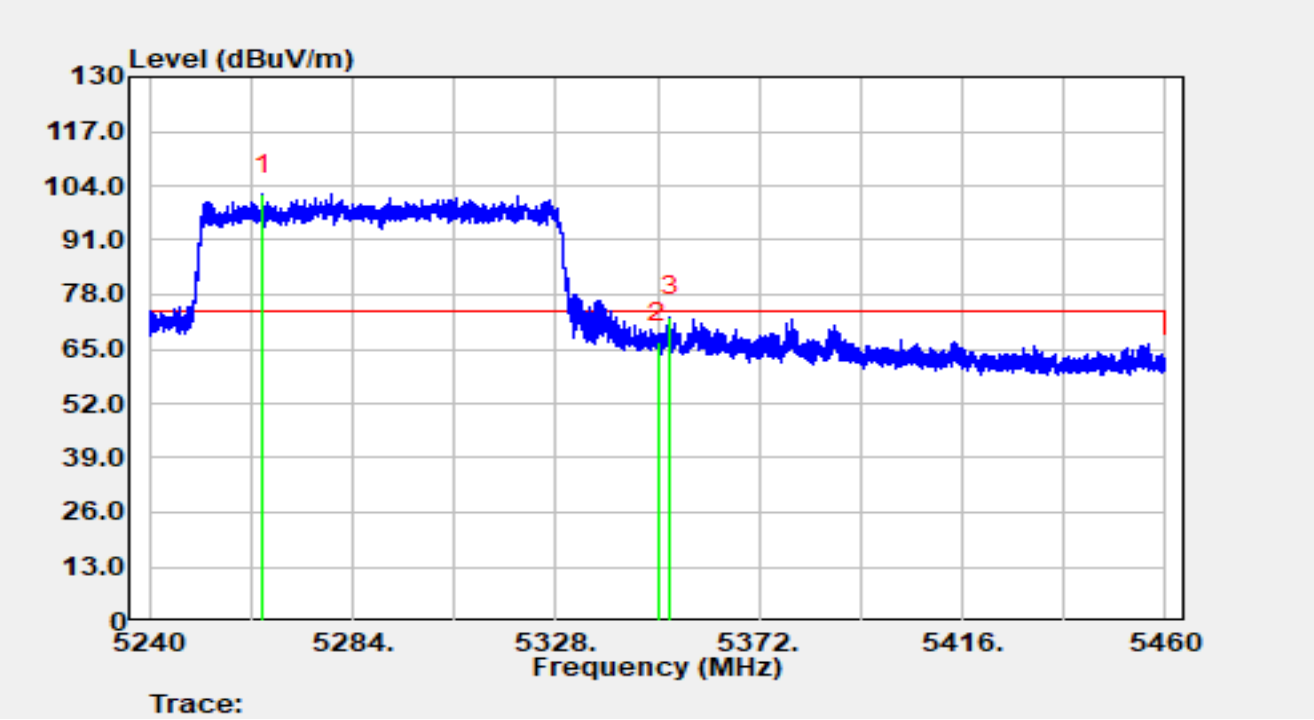

No	Mark	Frequency (MHz)	Reading (dBμV)	C.F (dB/m)	Measurement (dBμV/m)	Margin (dB)	Limit (dBμV/m)	Detector
1		5264.64	81.91	19.95	101.86	N/A	N/A	Peak
2		5350.00	46.60	20.09	66.69	-7.31	74.00	Peak
3	*	5352.60	52.58	20.07	72.65	-1.35	74.00	Peak

Notes:

1. " * ", means this data is the worst emission level.

2. C.F (dB/m) = Antenna Factor (dB/m) + Cable Loss (dB) + Attenuation (dB) - AMP (dB).

3. Measurement (dBμV/m) = Reading (dBμV) + C.F (dB/m).

Site	WZ-AC1	Test Date	2025-05-15
Temperature	25.0 °C	Humidity	43.8 %
Limit	FCC_5G_RE (3m)	Test Engineer	Ajin Fan
Factor	BBHA 9120D_01167	Polarity	Horizontal
EUT	Tablet Computer	Test Voltage	By Battery
Test Mode	Transmit by 802.11ax-HE80 at 5290MHz RU996/67		

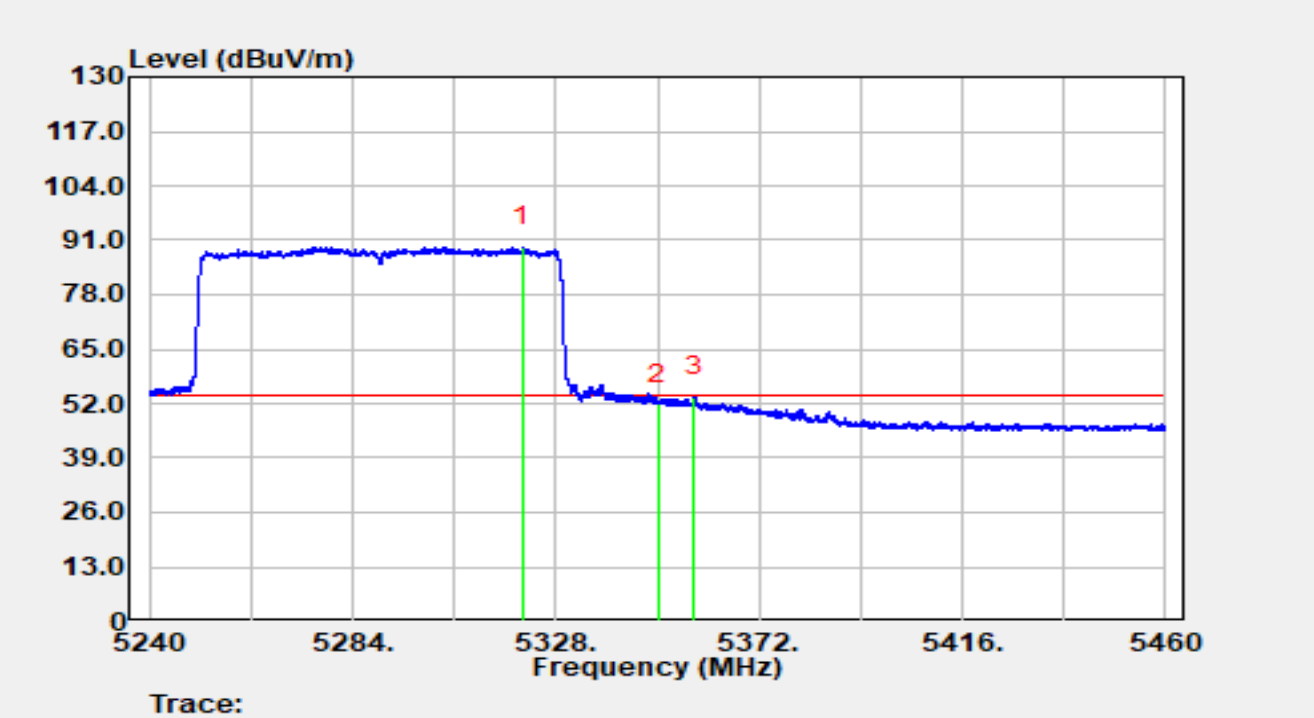

No	Mark	Frequency (MHz)	Reading (dBμV)	C.F (dB/m)	Measurement (dBμV/m)	Margin (dB)	Limit (dBμV/m)	Detector
1		5320.78	69.29	20.08	89.37	N/A	N/A	Average
2		5350.00	31.75	20.09	51.84	-2.16	54.00	Average
3	*	5357.94	33.50	20.07	53.57	-0.43	54.00	Average

Notes:

1. " * ", means this data is the worst emission level.

2. C.F (dB/m) = Antenna Factor (dB/m) + Cable Loss (dB) + Attenuation (dB) - AMP (dB).

3. Measurement (dBμV/m) = Reading (dBμV) + C.F (dB/m).

Site	WZ-AC1	Test Date	2025-05-15
Temperature	25.0 °C	Humidity	43.8 %
Limit	FCC_5G_RE (3m)	Test Engineer	Ajin Fan
Factor	BBHA 9120D_01167	Polarity	Vertical
EUT	Tablet Computer	Test Voltage	By Battery
Test Mode	Transmit by 802.11ax-HE80 at 5290MHz RU996/67		

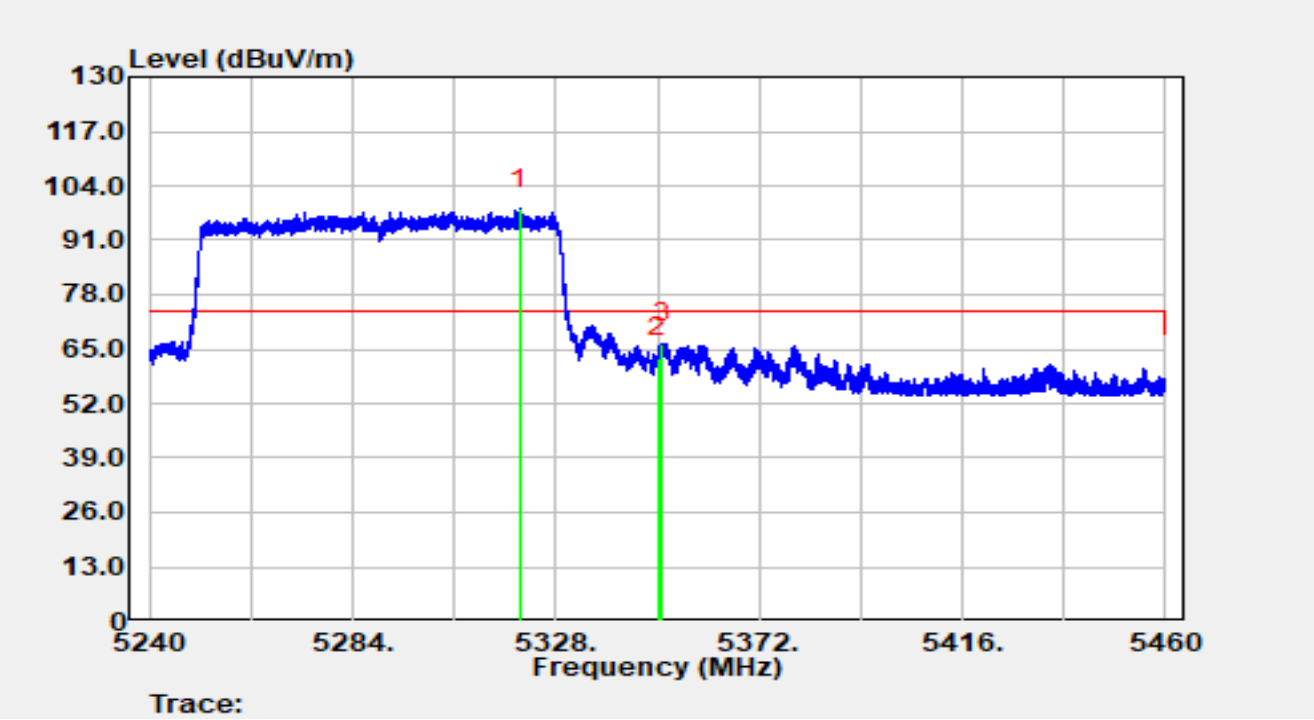

No	Mark	Frequency (MHz)	Reading (dBμV)	C.F (dB/m)	Measurement (dBμV/m)	Margin (dB)	Limit (dBμV/m)	Detector
1		5320.04	78.29	20.07	98.37	N/A	N/A	Peak
2		5350.00	42.89	20.09	62.97	-11.03	74.00	Peak
3	*	5350.95	46.32	20.08	66.39	-7.61	74.00	Peak

Notes:

1. " * ", means this data is the worst emission level.

2. C.F (dB/m) = Antenna Factor (dB/m) + Cable Loss (dB) + Attenuation (dB) - AMP (dB).

3. Measurement (dBμV/m) = Reading (dBμV) + C.F (dB/m).

Site	WZ-AC1	Test Date	2025-05-15
Temperature	25.0 °C	Humidity	43.8 %
Limit	FCC_5G_RE (3m)	Test Engineer	Ajin Fan
Factor	BBHA 9120D_01167	Polarity	Vertical
EUT	Tablet Computer	Test Voltage	By Battery
Test Mode	Transmit by 802.11ax-HE80 at 5290MHz RU996/67		

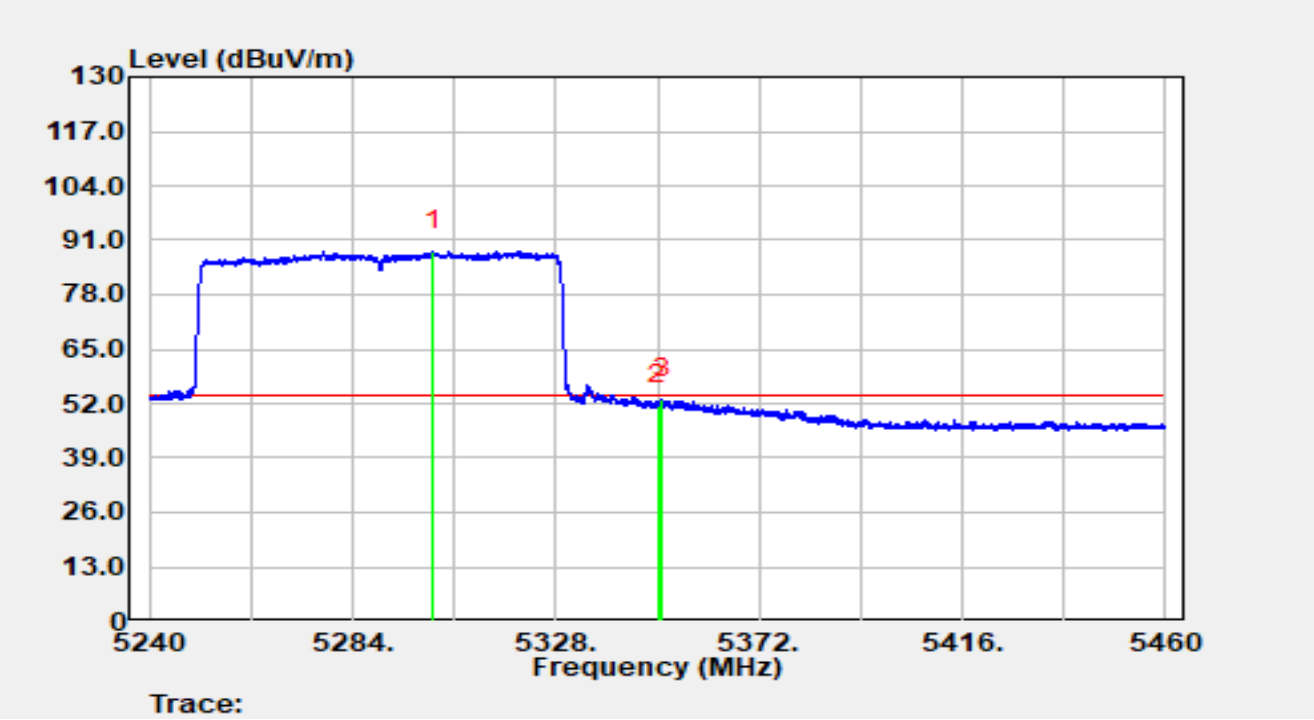

No	Mark	Frequency (MHz)	Reading (dBμV)	C.F (dB/m)	Measurement (dBμV/m)	Margin (dB)	Limit (dBμV/m)	Detector
1		5301.49	68.43	19.97	88.41	N/A	N/A	Average
2		5350.00	31.61	20.09	51.69	-2.31	54.00	Average
3	*	5350.95	33.14	20.08	53.22	-0.78	54.00	Average

Notes:

1. " * ", means this data is the worst emission level.

2. C.F (dB/m) = Antenna Factor (dB/m) + Cable Loss (dB) + Attenuation (dB) - AMP (dB).

3. Measurement (dBμV/m) = Reading (dBμV) + C.F (dB/m).

Site	WZ-AC1	Test Date	2025-05-15
Temperature	25.0 °C	Humidity	43.8 %
Limit	FCC_5G_RE (3m)	Test Engineer	Ajin Fan
Factor	BBHA 9120D_01167	Polarity	Horizontal
EUT	Tablet Computer	Test Voltage	By Battery
Test Mode	Transmit by 802.11ax-HE80 at 5530MHz RU996/67		

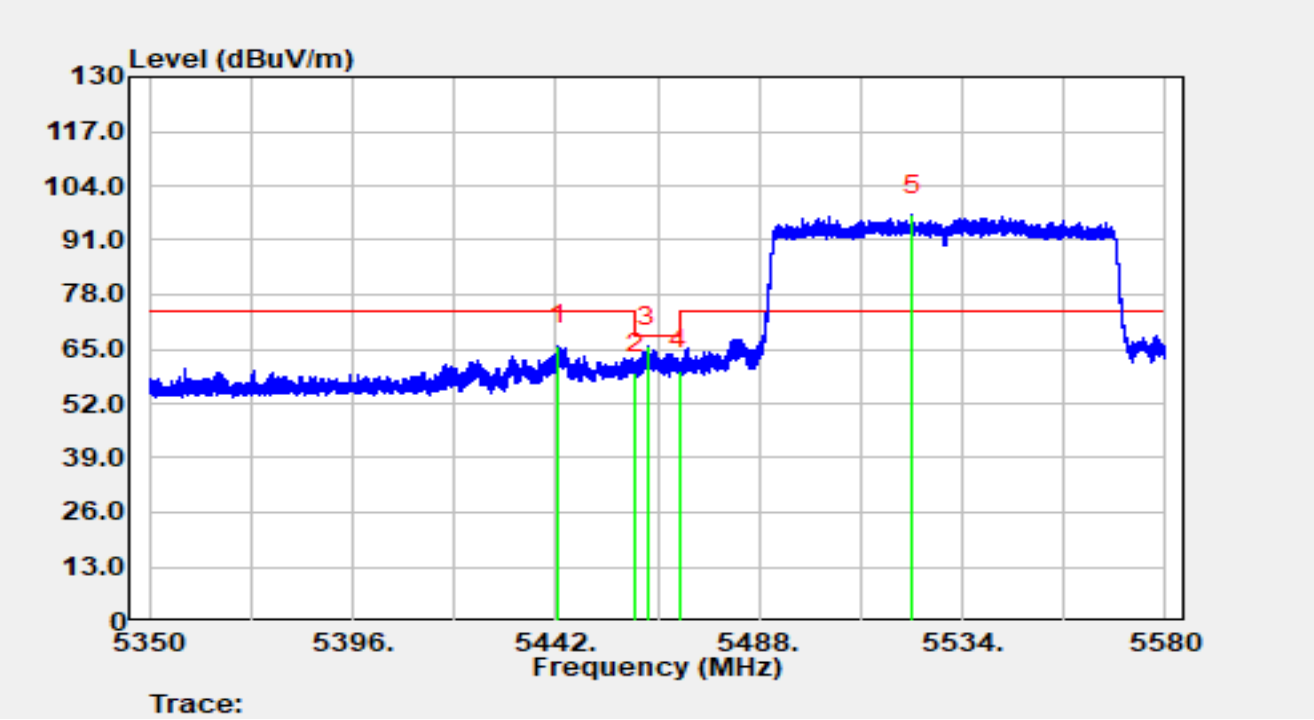

No	Mark	Frequency (MHz)	Reading (dBμV)	C.F (dB/m)	Measurement (dBμV/m)	Margin (dB)	Limit (dBμV/m)	Detector
1		5442.44	45.45	20.38	65.82	-8.18	74.00	Peak
2		5460.00	38.92	20.40	59.31	-8.89	68.20	Peak
3	*	5462.84	45.14	20.37	65.51	-2.69	68.20	Peak
4		5470.00	39.64	20.31	59.95	-8.25	68.20	Peak
5		5522.62	76.36	20.54	96.90	N/A	N/A	Peak

Notes:

1. " * ", means this data is the worst emission level.

2. C.F (dB/m) = Antenna Factor (dB/m) + Cable Loss (dB) + Attenuation (dB) - AMP (dB).

3. Measurement (dBμV/m) = Reading (dBμV) + C.F (dB/m).

Site	WZ-AC1	Test Date	2025-05-15
Temperature	25.0 °C	Humidity	43.8 %
Limit	FCC_5G_RE (3m)	Test Engineer	Ajin Fan
Factor	BBHA 9120D_01167	Polarity	Horizontal
EUT	Tablet Computer	Test Voltage	By Battery
Test Mode	Transmit by 802.11ax-HE80 at 5530MHz RU996/67		

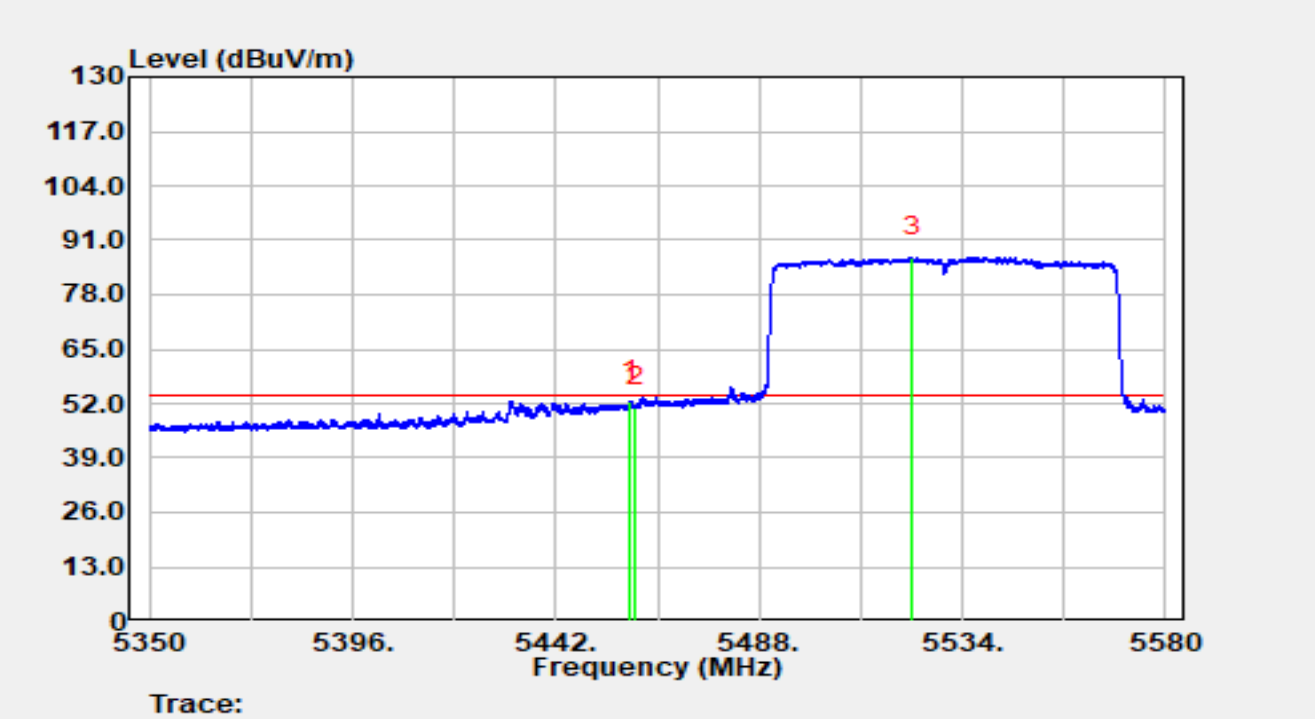

No	Mark	Frequency (MHz)	Reading (dBμV)	C.F (dB/m)	Measurement (dBμV/m)	Margin (dB)	Limit (dBμV/m)	Detector
1	*	5458.95	32.27	20.40	52.68	-1.32	54.00	Average
2		5460.00	30.74	20.40	51.14	-2.86	54.00	Average
3		5522.62	66.45	20.54	86.99	N/A	N/A	Average

Notes:

1. " * ", means this data is the worst emission level.

2. C.F (dB/m) = Antenna Factor (dB/m) + Cable Loss (dB) + Attenuation (dB) - AMP (dB).

3. Measurement (dBμV/m) = Reading (dBμV) + C.F (dB/m).

Site	WZ-AC1	Test Date	2025-05-15
Temperature	25.0 °C	Humidity	43.8 %
Limit	FCC_5G_RE (3m)	Test Engineer	Ajin Fan
Factor	BBHA 9120D_01167	Polarity	Vertical
EUT	Tablet Computer	Test Voltage	By Battery
Test Mode	Transmit by 802.11ax-HE80 at 5530MHz RU996/67		

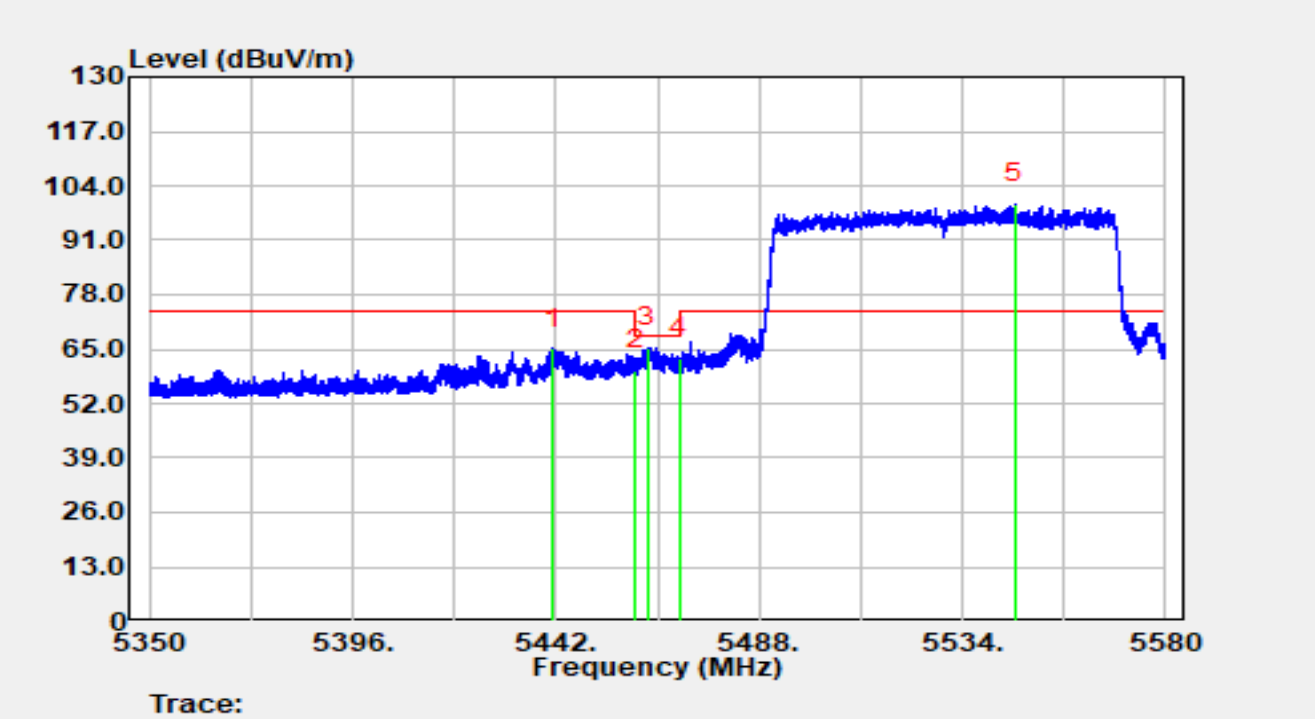

No	Mark	Frequency (MHz)	Reading (dBμV)	C.F (dB/m)	Measurement (dBμV/m)	Margin (dB)	Limit (dBμV/m)	Detector
1		5441.49	44.73	20.37	65.10	-8.90	74.00	Peak
2		5460.00	39.62	20.40	60.02	-8.18	68.20	Peak
3	*	5462.79	44.95	20.37	65.32	-2.88	68.20	Peak
4		5470.00	42.70	20.31	63.01	-5.19	68.20	Peak
5		5545.98	79.36	20.37	99.73	N/A	N/A	Peak

Notes:

1. " * ", means this data is the worst emission level.

2. C.F (dB/m) = Antenna Factor (dB/m) + Cable Loss (dB) + Attenuation (dB) - AMP (dB).

3. Measurement (dBμV/m) = Reading (dBμV) + C.F (dB/m).

Site	WZ-AC1	Test Date	2025-05-15
Temperature	25.0 °C	Humidity	43.8 %
Limit	FCC_5G_RE (3m)	Test Engineer	Ajin Fan
Factor	BBHA 9120D_01167	Polarity	Vertical
EUT	Tablet Computer	Test Voltage	By Battery
Test Mode	Transmit by 802.11ax-HE80 at 5530MHz RU996/67		

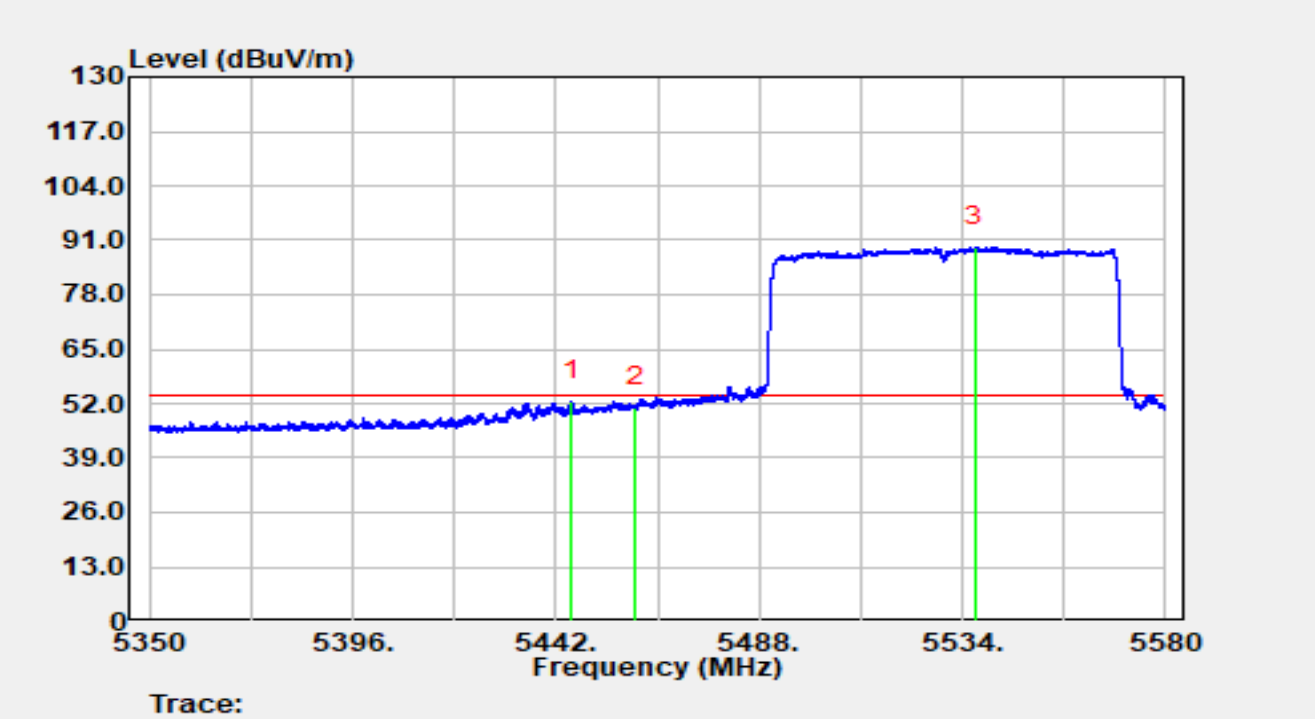

No	Mark	Frequency (MHz)	Reading (dBμV)	C.F (dB/m)	Measurement (dBμV/m)	Margin (dB)	Limit (dBμV/m)	Detector
1	*	5445.68	32.14	20.39	52.53	-1.47	54.00	Average
2		5460.00	30.70	20.40	51.10	-2.90	54.00	Average
3		5536.74	69.05	20.46	89.51	N/A	N/A	Average

Notes:

1. " * ", means this data is the worst emission level.

2. C.F (dB/m) = Antenna Factor (dB/m) + Cable Loss (dB) + Attenuation (dB) - AMP (dB).

3. Measurement (dBμV/m) = Reading (dBμV) + C.F (dB/m).

Site	WZ-AC1	Test Date	2025-05-15
Temperature	25.0 °C	Humidity	43.8 %
Limit	FCC_5G_RE (3m)	Test Engineer	Ajin Fan
Factor	BBHA 9120D_01167	Polarity	Horizontal
EUT	Tablet Computer	Test Voltage	By Battery
Test Mode	Transmit by 802.11ax-HE80 at 5610MHz RU996/67		

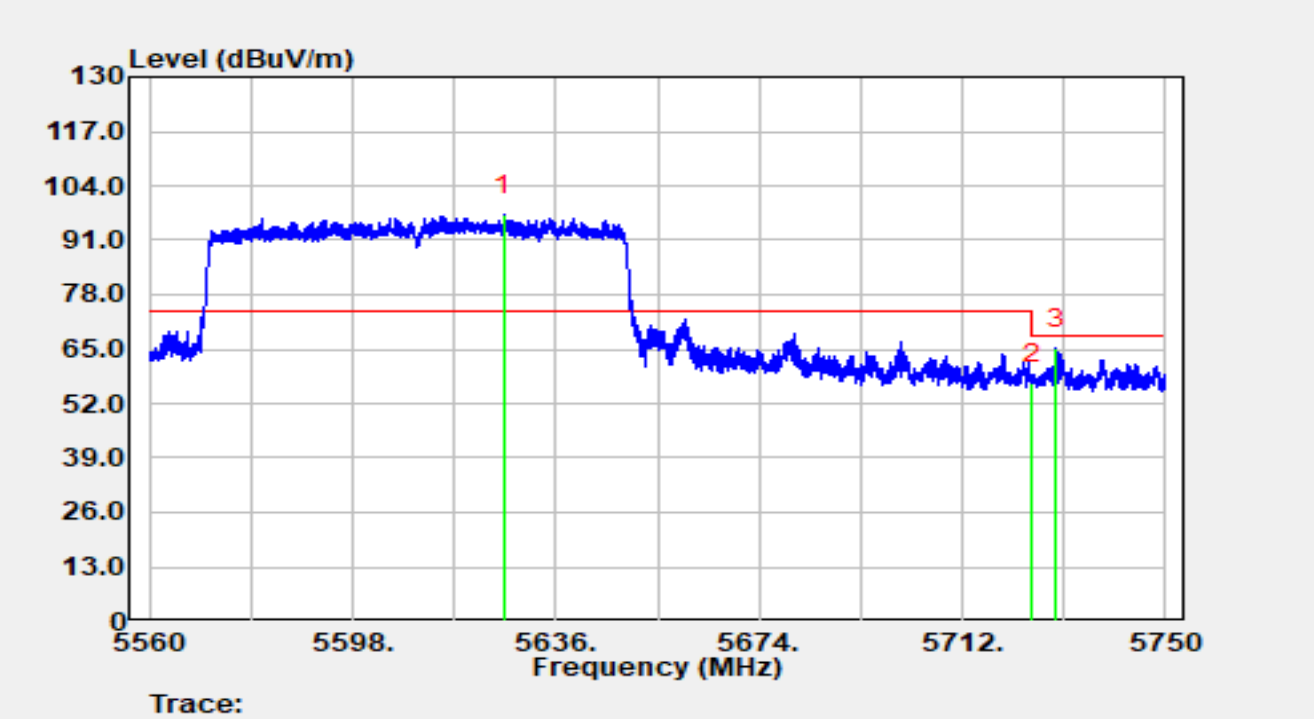

No	Mark	Frequency (MHz)	Reading (dBμV)	C.F (dB/m)	Measurement (dBμV/m)	Margin (dB)	Limit (dBμV/m)	Detector
1		5626.23	76.41	20.48	96.90	N/A	N/A	Peak
2		5725.00	35.98	20.69	56.67	-11.53	68.20	Peak
3	*	5729.59	44.40	20.66	65.07	-3.13	68.20	Peak

Notes:

1. " * ", means this data is the worst emission level.

2. C.F (dB/m) = Antenna Factor (dB/m) + Cable Loss (dB) + Attenuation (dB) - AMP (dB).

3. Measurement (dBμV/m) = Reading (dBμV) + C.F (dB/m).

Site	WZ-AC1	Test Date	2025-05-15
Temperature	25.0 °C	Humidity	43.8 %
Limit	FCC_5G_RE (3m)	Test Engineer	Ajin Fan
Factor	BBHA 9120D_01167	Polarity	Vertical
EUT	Tablet Computer	Test Voltage	By Battery
Test Mode	Transmit by 802.11ax-HE80 at 5610MHz RU996/67		

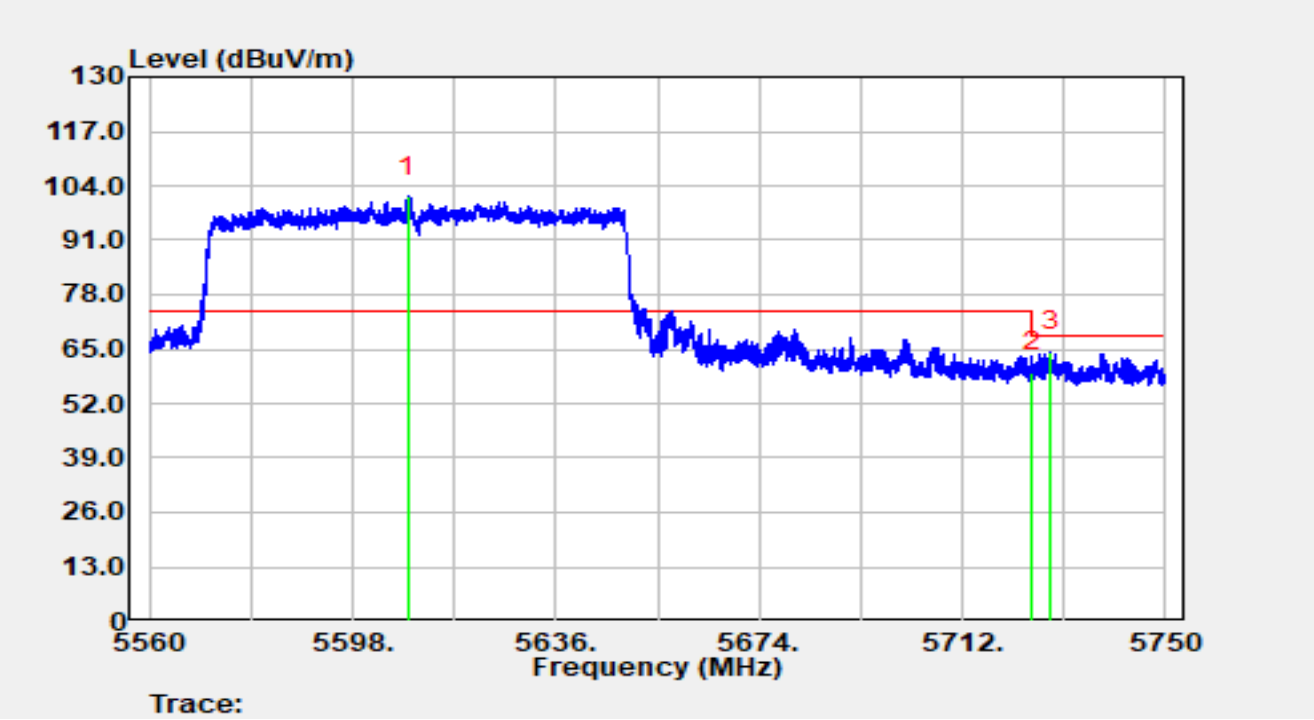

No	Mark	Frequency (MHz)	Reading (dBμV)	C.F (dB/m)	Measurement (dBμV/m)	Margin (dB)	Limit (dBμV/m)	Detector
1		5608.24	80.87	20.46	101.32	N/A	N/A	Peak
2		5725.00	38.90	20.69	59.59	-8.61	68.20	Peak
3	*	5728.47	43.77	20.67	64.44	-3.76	68.20	Peak

Notes:

1. " * ", means this data is the worst emission level.

2. C.F (dB/m) = Antenna Factor (dB/m) + Cable Loss (dB) + Attenuation (dB) - AMP (dB).

3. Measurement (dBμV/m) = Reading (dBμV) + C.F (dB/m).

Site	WZ-AC1	Test Date	2025-05-15
Temperature	25.0 °C	Humidity	43.8 %
Limit	FCC_5.8G_RE (3m)	Test Engineer	Ajin Fan
Factor	BBHA 9120D_01167	Polarity	Horizontal
EUT	Tablet Computer	Test Voltage	By Battery
Test Mode	Transmit by 802.11ax-HE80 at 5775MHz RU996/67		

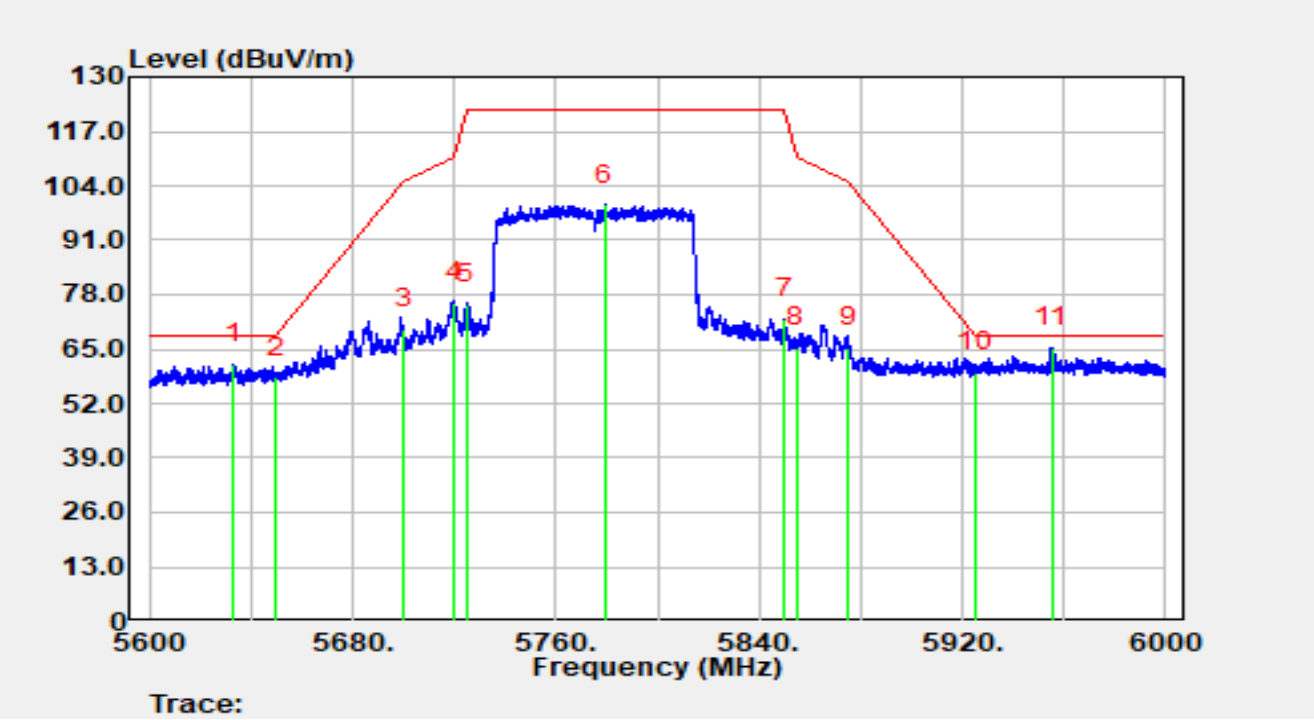

No	Mark	Frequency (MHz)	Reading (dBμV)	C.F (dB/m)	Measurement (dBμV/m)	Margin (dB)	Limit (dBμV/m)	Detector
1		5633.20	40.89	20.44	61.34	-6.86	68.20	Peak
2		5650.00	37.88	20.37	58.25	-9.95	68.20	Peak
3		5700.00	49.10	20.58	69.67	-35.53	105.20	Peak
4		5720.00	55.39	20.70	76.09	-34.71	110.80	Peak
5		5725.00	55.02	20.69	75.71	-46.49	122.20	Peak
6		5779.32	78.75	20.61	99.36	N/A	N/A	Peak
7		5850.00	51.34	20.79	72.14	-50.06	122.20	Peak
8		5855.00	44.65	20.76	65.41	-45.39	110.80	Peak
9		5875.00	44.69	20.78	65.47	-39.73	105.20	Peak
10		5925.00	38.24	21.12	59.36	-8.84	68.20	Peak
11	*	5955.12	44.49	20.82	65.31	-2.89	68.20	Peak

Notes:

1. " * ", means this data is the worst emission level.

2. C.F (dB/m) = Antenna Factor (dB/m) + Cable Loss (dB) + Attenuation (dB) - AMP (dB).

3. Measurement (dBμV/m) = Reading (dBμV) + C.F (dB/m).

Site	WZ-AC1	Test Date	2025-05-15
Temperature	25.0 °C	Humidity	43.8 %
Limit	FCC_5.8G_RE (3m)	Test Engineer	Ajin Fan
Factor	BBHA 9120D_01167	Polarity	Vertical
EUT	Tablet Computer	Test Voltage	By Battery
Test Mode	Transmit by 802.11ax-HE80 at 5775MHz RU996/67		

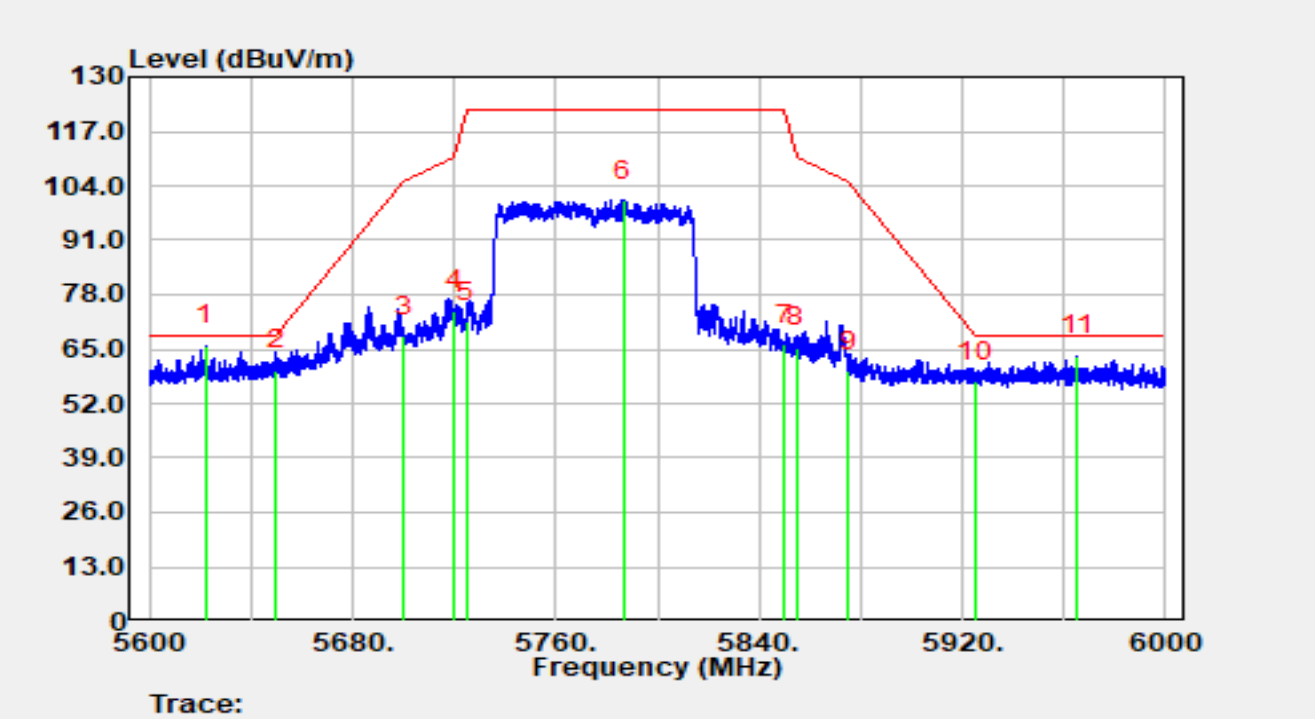

No	Mark	Frequency (MHz)	Reading (dBμV)	C.F (dB/m)	Measurement (dBμV/m)	Margin (dB)	Limit (dBμV/m)	Detector
1	*	5622.04	45.34	20.49	65.83	-2.37	68.20	Peak
2		5650.00	39.49	20.37	59.86	-8.34	68.20	Peak
3		5700.00	47.53	20.58	68.10	-37.10	105.20	Peak
4		5720.00	53.39	20.70	74.08	-36.72	110.80	Peak
5		5725.00	50.72	20.69	71.41	-50.79	122.20	Peak
6		5786.56	79.87	20.65	100.53	N/A	N/A	Peak
7		5850.00	45.27	20.79	66.06	-56.14	122.20	Peak
8		5855.00	44.65	20.76	65.41	-45.39	110.80	Peak
9		5875.00	39.02	20.78	59.79	-45.41	105.20	Peak
10		5925.00	36.20	21.12	57.32	-10.88	68.20	Peak
11		5965.20	42.68	20.79	63.47	-4.73	68.20	Peak

Notes:

1. " * ", means this data is the worst emission level.

2. C.F (dB/m) = Antenna Factor (dB/m) + Cable Loss (dB) + Attenuation (dB) - AMP (dB).

3. Measurement (dBμV/m) = Reading (dBμV) + C.F (dB/m).

A.9 AC Conducted Emissions Test Result

Site	WZ-SR2	Test Date	2025-05-13
Temperature	24.1 °C	Humidity	44.4 %
Limit	FCC Part 15.207_CE_Mains	Test Engineer	Linda Wei
Factor	ENV216_101683_L1_Filter Off_E	Polarity	Line1
EUT	Tablet Computer	Test Voltage	AC 120V/60Hz
Test Mode	Transmit by 802.11a at 5180MHz		

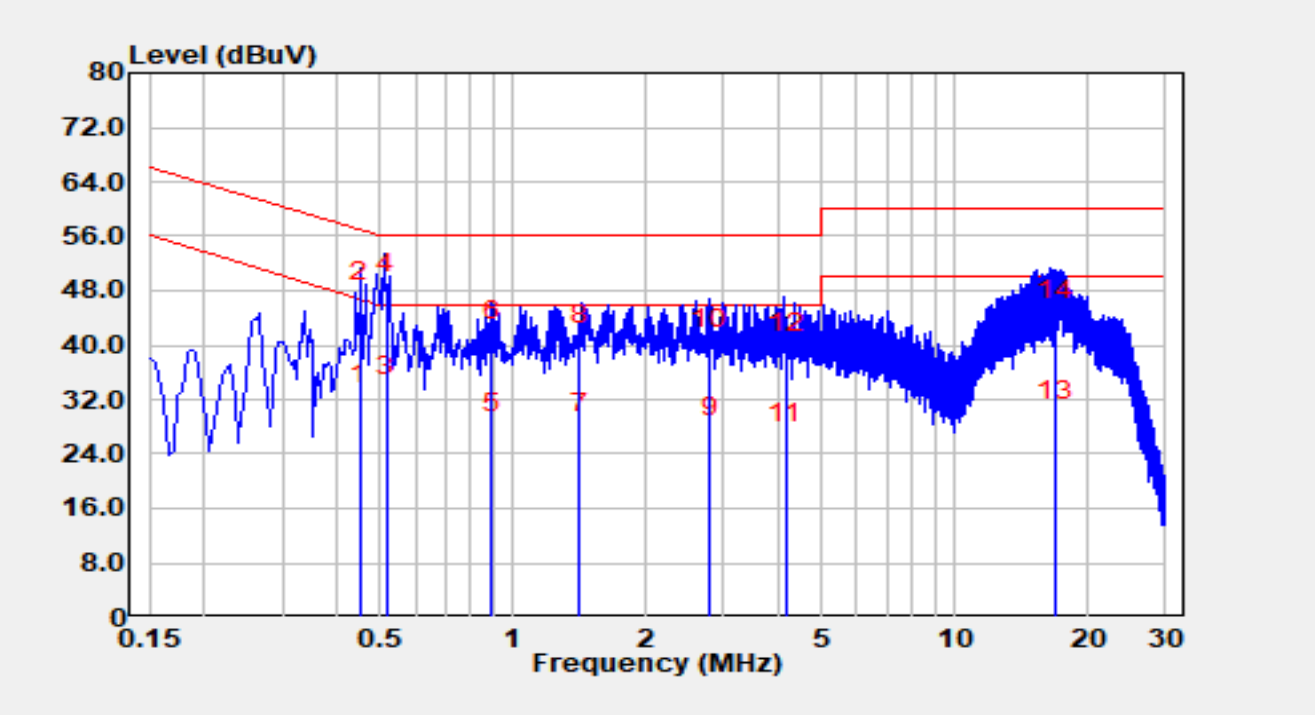

No	Mark	Frequency (MHz)	Reading (dBµV)	C.F (dB)	Measurement (dBµV)	Margin (dB)	Limit (dBµV)	Detector
1		0.45	21.50	9.75	31.25	-15.61	46.86	Average
2		0.45	36.50	9.75	46.25	-10.61	56.86	QP
3		0.52	22.60	9.75	32.35	-13.65	46.00	Average
4	*	0.52	37.70	9.75	47.45	-8.55	56.00	QP
5		0.89	17.10	9.81	26.91	-19.09	46.00	Average
6		0.89	30.70	9.81	40.51	-15.49	56.00	QP
7		1.41	17.10	9.89	26.99	-19.01	46.00	Average
8		1.41	30.10	9.89	39.99	-16.01	56.00	QP
9		2.79	16.30	10.06	26.36	-19.64	46.00	Average
10		2.79	29.30	10.06	39.36	-16.64	56.00	QP
11		4.13	15.30	10.13	25.43	-20.57	46.00	Average
12		4.13	28.60	10.13	38.73	-17.27	56.00	QP
13		16.97	17.80	11.03	28.83	-21.17	50.00	Average

14		16.97	32.70	11.03	43.73	-16.27	60.00	QP

Notes:

1. " * ", means this data is the worst emission level.

2. C.F (dB) = LISN Factor (dB) + Cable Loss (dB).

3. Measurement (dBμV) = Reading (dBμV) + C.F (dB).

Site	WZ-SR2	Test Date	2025-05-13
Temperature	24.1 °C	Humidity	44.4 %
Limit	FCC Part 15.207_CE_Mains	Test Engineer	Linda Wei
Factor	ENV216_101683_N_Filter Off_E	Polarity	Neutral
EUT	Tablet Computer	Test Voltage	AC 120V/60Hz
Test Mode	Transmit by 802.11a at 5180MHz		

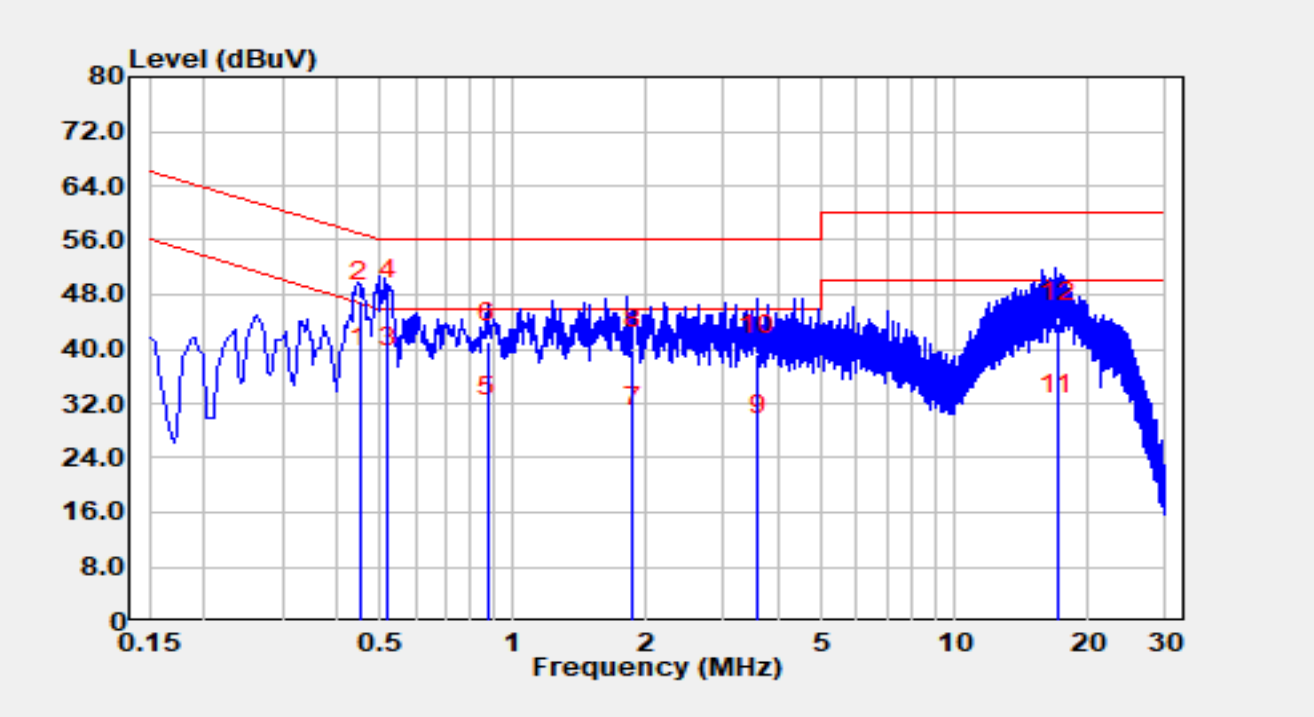

No	Mark	Frequency (MHz)	Reading (dBμV)	C.F (dB)	Measurement (dBμV)	Margin (dB)	Limit (dBμV)	Detector
1		0.45	27.50	9.73	37.23	-9.63	46.86	Average
2		0.45	37.30	9.73	47.03	-9.83	56.86	QP
3		0.52	27.40	9.73	37.13	-8.87	46.00	Average
4	*	0.52	37.60	9.73	47.33	-8.67	56.00	QP
5		0.88	20.10	9.79	29.89	-16.11	46.00	Average
6		0.88	31.20	9.79	40.99	-15.01	56.00	QP
7		1.86	18.50	9.92	28.42	-17.58	46.00	Average
8		1.86	30.00	9.92	39.92	-16.08	56.00	QP
9		3.57	17.10	10.10	27.20	-18.80	46.00	Average
10		3.57	29.10	10.10	39.20	-16.80	56.00	QP
11		17.10	19.20	11.10	30.30	-19.70	50.00	Average
12		17.10	32.70	11.10	43.80	-16.20	60.00	QP

Notes:

1. " * ", means this data is the worst emission level.

2. C.F (dB) = LISN Factor (dB) + Cable Loss (dB).
3. Measurement (dBμV) = Reading (dBμV) + C.F (dB).

Appendix B – Test Setup Photograph

Refer to “R25S1020041-UT” file.

Appendix C – EUT Photograph

Refer to “R25S1020041-UE” file.

The End