BLE-0.125Mbps Out-of-Band Emissions	
Channel 39 (2480MHz)	
Reference Level	High Band Edge
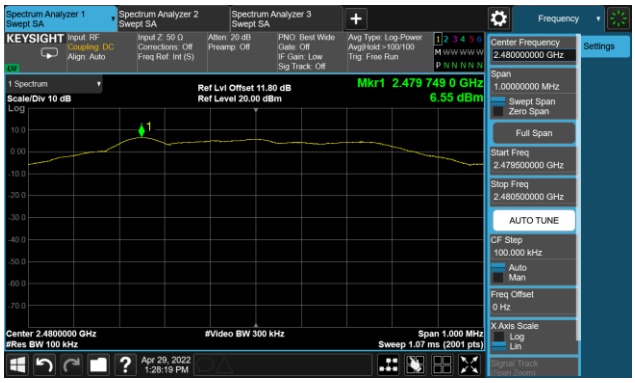	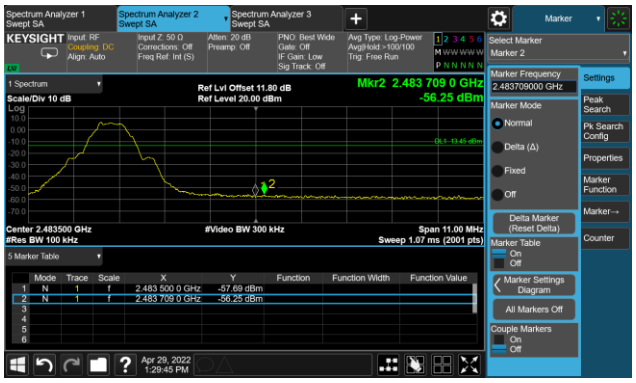
Spurious Emission 30MHz ~ 25GHz	
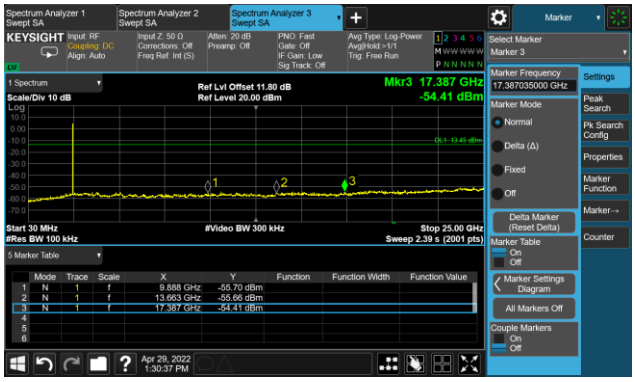	

BLE-0.5Mbps Out-of-Band Emissions	
Channel 00 (2402MHz)	
Reference Level	Low Band Edge
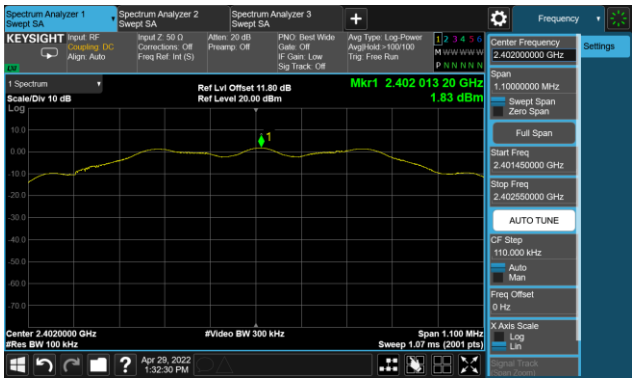	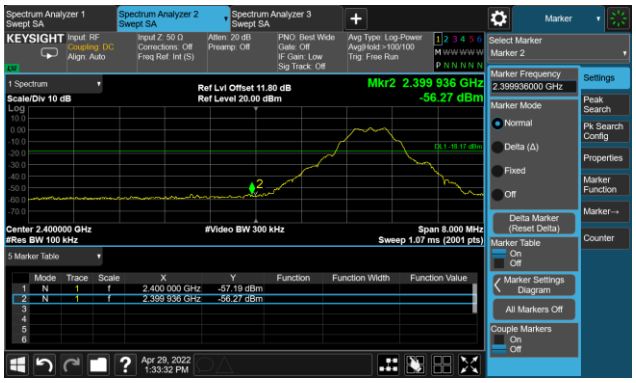
Spurious Emission 30MHz ~ 25GHz	
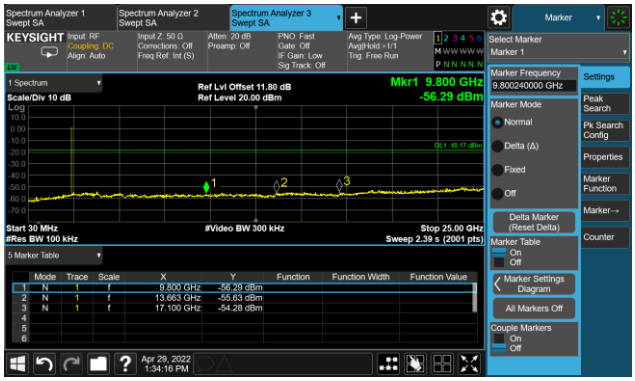	
Channel 19 (2440MHz)	
Reference Level	Spurious Emission 30MHz ~ 25GHz
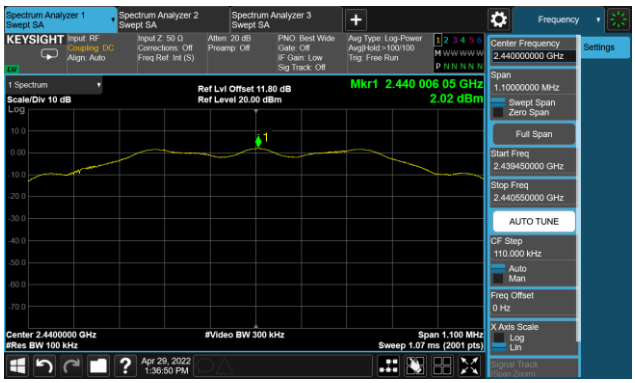	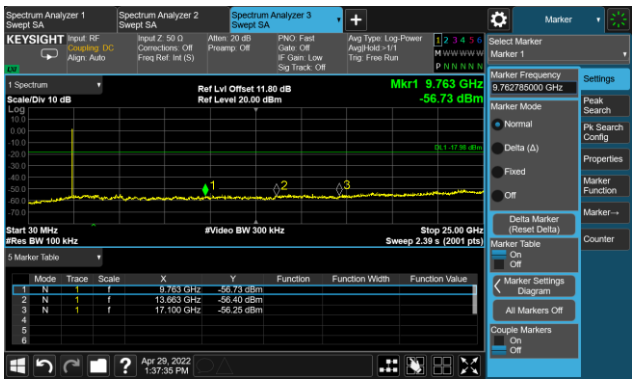

BLE-0.5Mbps Out-of-Band Emissions	
Channel 39 (2480MHz)	
Reference Level	High Band Edge
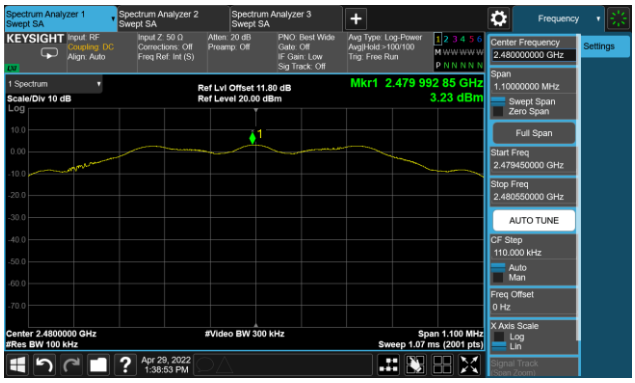	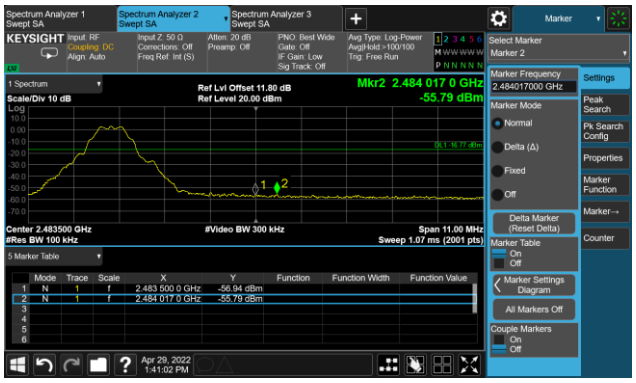
Spurious Emission 30MHz ~ 25GHz	

A.6 Radiated Spurious Emission Test Result

Test Site	NS-AC1	Test Engineer	Ted Chen
Test Date	2022/04/16	Test Mode:	BLE-1Mbps
Remark:	1. Average measurement was not performed if peak level lower than average limit. 2. Other frequency was 20dB below limit line within 1-18GHz, there is not show in the report.		

Test Channel	Frequency (MHz)	Reading Level (dBμV)	Factor (dB/m)	Measure Level (dBμV/m)	Limit (dBμV/m)	Margin (dB)	Detector	Polarization
00	7536.5	32.9	9.1	42.0	74.0	-32.0	Peak	Horizontal
	8242.0	34.4	9.3	43.7	74.0	-30.3	Peak	Horizontal
	11123.5	32.8	15.4	48.2	74.0	-25.8	Peak	Horizontal
	7604.5	33.7	9.1	42.8	74.0	-31.2	Peak	Vertical
	8165.5	34.1	9.2	43.3	74.0	-30.7	Peak	Vertical
	11276.5	31.6	15.3	46.9	74.0	-27.1	Peak	Vertical
19	7570.5	32.5	8.9	41.4	74.0	-32.6	Peak	Horizontal
	8310.0	34.5	9.7	44.2	74.0	-29.8	Peak	Horizontal
	11633.5	31.1	15.9	47.0	74.0	-27.0	Peak	Horizontal
	7366.5	32.8	9.3	42.1	74.0	-31.9	Peak	Vertical
	8386.5	33.8	9.8	43.6	74.0	-30.4	Peak	Vertical
	11123.5	31.2	15.4	46.6	74.0	-27.4	Peak	Vertical
39	7536.5	32.2	9.1	41.3	74.0	-32.7	Peak	Horizontal
	8352.5	35.0	9.8	44.8	74.0	-29.2	Peak	Horizontal
	11021.5	32.9	14.6	47.5	74.0	-26.5	Peak	Horizontal
	7638.5	32.7	8.8	41.5	74.0	-32.5	Peak	Vertical
	8429.0	35.2	9.9	45.1	74.0	-28.9	Peak	Vertical
	10826.0	32.1	15.3	47.4	74.0	-26.6	Peak	Vertical

Note: Measure Level (dBμV/m) = Reading Level (dBμV) + Factor (dB/m)

Factor (dB/m) = Cable Loss (dB) + Antenna Factor (dB/m) - Pre_Amplifier Gain (dB)

Test Site	NS-AC1	Test Engineer	Ted Chen
Test Date	2022/04/16	Test Mode:	BLE-2Mbps
Remark:	1. Average measurement was not performed if peak level lower than average limit. 2. Other frequency was 20dB below limit line within 1-18GHz, there is not show in the report.		

Test Channel	Frequency (MHz)	Reading Level (dBμV)	Factor (dB/m)	Measure Level (dBμV/m)	Limit (dBμV/m)	Margin (dB)	Detector	Polarization
00	7638.5	33.5	8.8	42.3	74.0	-31.7	Peak	Horizontal
	8386.5	34.0	9.8	43.8	74.0	-30.2	Peak	Horizontal
	11072.5	32.8	15.1	47.9	74.0	-26.1	Peak	Horizontal
	7468.5	33.9	9.3	43.2	74.0	-30.8	Peak	Vertical
	8276.0	34.2	9.3	43.5	74.0	-30.5	Peak	Vertical
	11123.5	32.0	15.4	47.4	74.0	-26.6	Peak	Vertical
19	7366.5	33.5	9.3	42.8	74.0	-31.2	Peak	Horizontal
	8310.0	33.9	9.7	43.6	74.0	-30.4	Peak	Horizontal
	11123.5	31.2	15.4	46.6	74.0	-27.4	Peak	Horizontal
	7366.5	33.5	9.3	42.8	74.0	-31.2	Peak	Vertical
	8242.0	34.1	9.3	43.4	74.0	-30.6	Peak	Vertical
	11897.0	32.7	14.1	46.8	74.0	-27.2	Peak	Vertical
39	7604.5	33.9	9.1	43.0	74.0	-31.0	Peak	Horizontal
	8352.5	35.0	9.8	44.8	74.0	-29.2	Peak	Horizontal
	11582.5	31.2	15.4	46.6	74.0	-27.4	Peak	Horizontal
	7434.5	32.7	9.5	42.2	74.0	-31.8	Peak	Vertical
	8276.0	33.7	9.3	43.0	74.0	-31.0	Peak	Vertical
	11072.5	32.4	15.1	47.5	74.0	-26.5	Peak	Vertical

Note: Measure Level (dBμV/m) = Reading Level (dBμV) + Factor (dB/m)

Factor (dB/m) = Cable Loss (dB) + Antenna Factor (dB/m) - Pre_Amplifier Gain (dB)

Test Site	NS-AC1	Test Engineer	Ted Chen
Test Date	2022/04/16	Test Mode:	BLE-0.125Mbps
Remark:	1. Average measurement was not performed if peak level lower than average limit. 2. Other frequency was 20dB below limit line within 1-18GHz, there is not show in the report.		

Test Channel	Frequency (MHz)	Reading Level (dBμV)	Factor (dB/m)	Measure Level (dBμV/m)	Limit (dBμV/m)	Margin (dB)	Detector	Polarization
00	7502.5	32.9	9.3	42.2	74.0	-31.8	Peak	Horizontal
	8352.5	34.6	9.8	44.4	74.0	-29.6	Peak	Horizontal
	10970.5	32.6	14.5	47.1	74.0	-26.9	Peak	Horizontal
	7604.5	33.7	9.1	42.8	74.0	-31.2	Peak	Vertical
	8242.0	33.9	9.3	43.2	74.0	-30.8	Peak	Vertical
	11327.5	31.9	14.8	46.7	74.0	-27.3	Peak	Vertical
19	7570.5	32.8	8.9	41.7	74.0	-32.3	Peak	Horizontal
	8386.5	33.2	9.8	43.0	74.0	-31.0	Peak	Horizontal
	11897.0	32.7	14.1	46.8	74.0	-27.2	Peak	Horizontal
	7570.5	32.8	8.9	41.7	74.0	-32.3	Peak	Vertical
	8386.5	33.5	9.8	43.3	74.0	-30.7	Peak	Vertical
	11072.5	31.3	15.1	46.4	74.0	-27.6	Peak	Vertical
39	7570.5	33.2	8.9	42.1	74.0	-31.9	Peak	Horizontal
	8310.0	33.4	9.7	43.1	74.0	-30.9	Peak	Horizontal
	11072.5	32.6	15.1	47.7	74.0	-26.3	Peak	Horizontal
	7570.5	32.8	8.9	41.7	74.0	-32.3	Peak	Vertical
	8199.5	32.8	9.1	41.9	74.0	-32.1	Peak	Vertical
	11123.5	31.5	15.4	46.9	74.0	-27.1	Peak	Vertical

Note: Measure Level (dBμV/m) = Reading Level (dBμV) + Factor (dB/m)

Factor (dB/m) = Cable Loss (dB) + Antenna Factor (dB/m) - Pre_Amplifier Gain (dB)

Test Site	NS-AC1	Test Engineer	Ted Chen
Test Date	2022/04/16	Test Mode:	BLE-0.5Mbps
Remark:	1. Average measurement was not performed if peak level lower than average limit. 2. Other frequency was 20dB below limit line within 1-18GHz, there is not show in the report.		

Test Channel	Frequency (MHz)	Reading Level (dBμV)	Factor (dB/m)	Measure Level (dBμV/m)	Limit (dBμV/m)	Margin (dB)	Detector	Polarization
00	7468.5	34.1	9.3	43.4	74.0	-30.6	Peak	Horizontal
	8386.5	34.2	9.8	44.0	74.0	-30.0	Peak	Horizontal
	11123.5	31.9	15.4	47.3	74.0	-26.7	Peak	Horizontal
	7468.5	33.2	9.3	42.5	74.0	-31.5	Peak	Vertical
	8276.0	33.9	9.3	43.2	74.0	-30.8	Peak	Vertical
	11123.5	31.9	15.4	47.3	74.0	-26.7	Peak	Vertical
19	7502.5	32.3	9.3	41.6	74.0	-32.4	Peak	Horizontal
	8429.0	35.0	9.9	44.9	74.0	-29.1	Peak	Horizontal
	11072.5	31.3	15.1	46.4	74.0	-27.6	Peak	Horizontal
	7502.5	32.3	9.3	41.6	74.0	-32.4	Peak	Vertical
	8352.5	33.7	9.8	43.5	74.0	-30.5	Peak	Vertical
	10970.5	32.3	14.5	46.8	74.0	-27.2	Peak	Vertical
39	7630.0	36.6	8.6	45.2	74.0	-28.8	Peak	Horizontal
	8310.0	33.5	9.7	43.2	74.0	-30.8	Peak	Horizontal
	11123.5	32.4	15.4	47.8	74.0	-26.2	Peak	Horizontal
	7536.5	32.4	9.1	41.5	74.0	-32.5	Peak	Vertical
	8199.5	34.8	9.1	43.9	74.0	-30.1	Peak	Vertical
	11327.5	32.6	14.8	47.4	74.0	-26.6	Peak	Vertical

Note: Measure Level (dBμV/m) = Reading Level (dBμV) + Factor (dB/m)

Factor (dB/m) = Cable Loss (dB) + Antenna Factor (dB/m) - Pre_Amplifier Gain (dB)

The Worst Case of Radiated Emission below 1GHz:

Site: NS-AC1	Test Date 2022/05/12
Limit: FCC_2.4G_RE(3m)	Engineer: Ben Wen
Probe: NS-AC1_VULB9162	Polarity: Horizontal
EUT: Mobile Computer	Power: By Battery
Test Mode: Transmit by BLE – 1Mbps at 2480MHz	

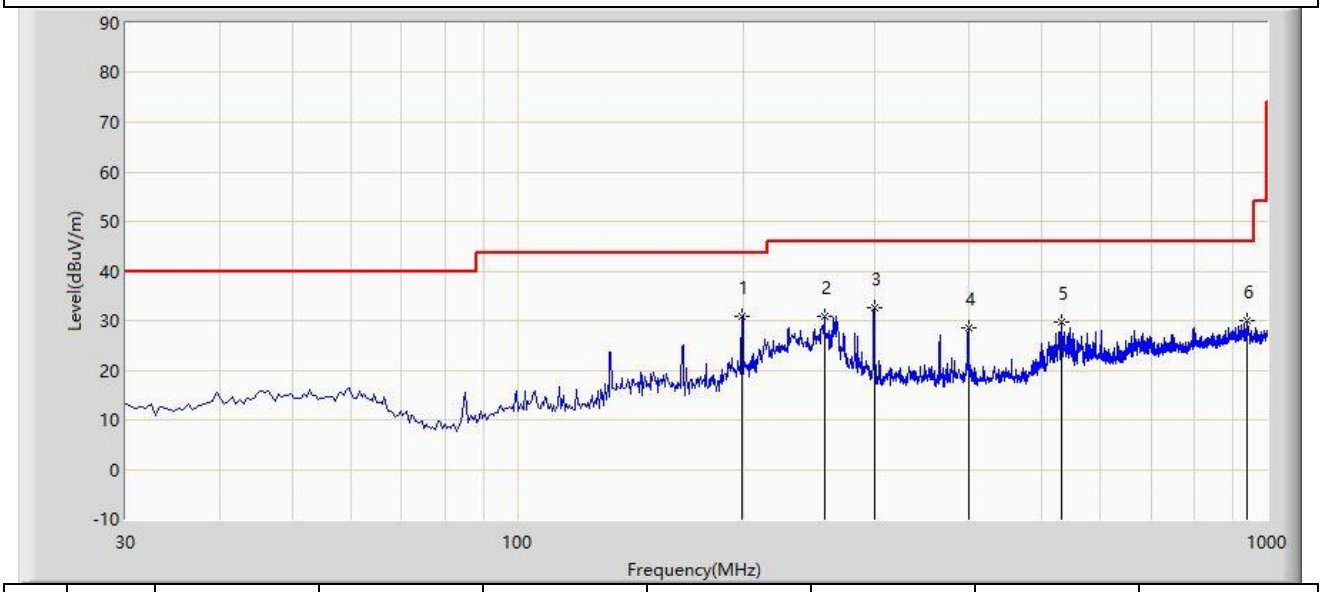

No	Mark	Frequency (MHz)	Measure Level (dBμV/m)	Reading Level (dBμV)	Margin (dB)	Limit (dBμV/m)	Factor (dB/m)	Type
1	*	199.265	30.901	15.820	-12.599	43.500	15.082	PK
2		256.495	30.930	14.176	-15.070	46.000	16.755	PK
3		299.660	32.556	15.595	-13.444	46.000	16.961	PK
4		399.570	28.550	9.150	-17.450	46.000	19.400	PK
5		531.975	29.693	7.807	-16.307	46.000	21.886	PK
6		939.375	29.992	2.240	-16.008	46.000	27.751	PK

Note 1: Measure Level (dBμV/m) = Reading Level (dBμV) + Factor (dB)

Factor (dB) = Cable Loss (dB) + Antenna Factor (dB/m)

Note 2: QP measurement was not performed when peak measure level was lower than the QP limit.

Note 3: The amplitude of radiated emissions (frequency range from 9kHz to 30MHz and 18GHz to 25GHz) is that proximity to ambient noise, which also are attenuated more than 20 dB below the permissible value. Therefore, the data is not presented in the report.

Site: NS-AC1	Test Date 2022/05/12
Limit: FCC_2.4G_RE(3m)	Engineer: Ben Wen
Probe: NS-AC1_VULB9162	Polarity: Vertical
EUT: Mobile Computer	Power: By Battery
Test Mode: Transmit by BLE – 1Mbps at 2480MHz	

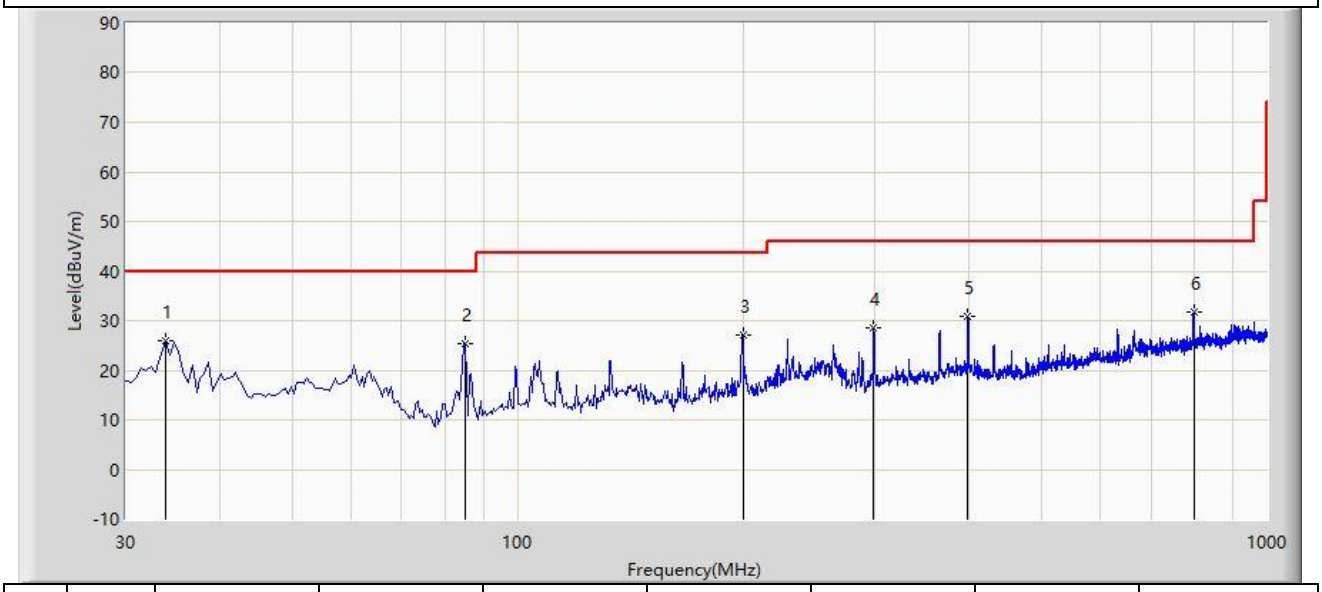

No	Mark	Frequency (MHz)	Measure Level (dBμV/m)	Reading Level (dBμV)	Margin (dB)	Limit (dBμV/m)	Factor (dB/m)	Type
1	*	33.880	25.875	11.515	-14.125	40.000	14.359	PK
2		85.290	25.318	13.535	-14.682	40.000	11.783	PK
3		199.750	27.245	12.177	-16.255	43.500	15.068	PK
4		298.690	28.499	11.544	-17.501	46.000	16.955	PK
5		398.600	30.842	11.453	-15.158	46.000	19.389	PK
6		799.695	31.856	5.721	-14.144	46.000	26.135	PK

Note 1: Measure Level (dBμV/m) = Reading Level (dBμV) + Factor (dB)

Factor (dB) = Cable Loss (dB) + Antenna Factor (dB/m)

Note 2: QP measurement was not performed when peak measure level was lower than the QP limit.

Note 3: The amplitude of radiated emissions (frequency range from 9kHz to 30MHz and 18GHz to 25GHz) is that proximity to ambient noise, which also are attenuated more than 20 dB below the permissible value. Therefore, the data is not presented in the report.

A.7 Radiated Restricted Band Edge Test Result

Site: NS-AC1	Test Date: 2022/04/16
Limit: FCC_2.4G_RE(3m)	Engineer: Ted Chen
Probe: NS-AC1_BBHA9120D	Polarity: Horizontal
EUT: Mobile Computer	Power: By Battery
Test Mode: Transmit by BLE1M at 2402MHz	

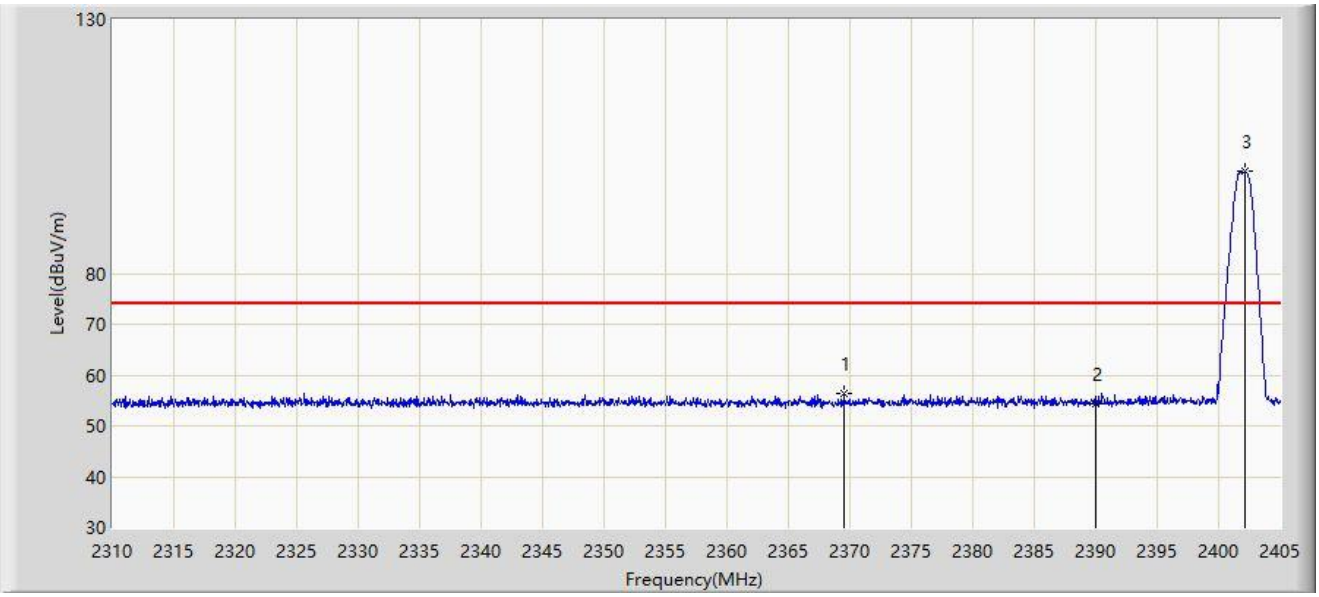

No	Mark	Frequency (MHz)	Measure Level (dBμV/m)	Reading Level (dBμV)	Margin (dB)	Limit (dBμV/m)	Factor (dB/m)	Type
1	*	2369.518	56.441	25.487	-17.559	74.000	30.954	PK
2		2390.000	54.378	23.461	-19.622	74.000	30.917	PK
3		2402.150	100.195	69.241	N/A	N/A	30.953	PK

Note 1: " * ", means this data is the worst emission level.

Note 2: Measure Level (dBμV/m) = Reading Level (dBμV) + Factor (dB/m).

Note 3: Factor (dB/m) = Cable Loss (dB) + Antenna Factor (dB/m).

Site: NS-AC1	Test Date: 2022/04/16
Limit: FCC_2.4G_RE(3m)	Engineer: Ted Chen
Probe: NS-AC1_BBHA9120D	Polarity: Horizontal
EUT: Mobile Computer	Power: By Battery
Test Mode: Transmit by BLE1M at 2402MHz	

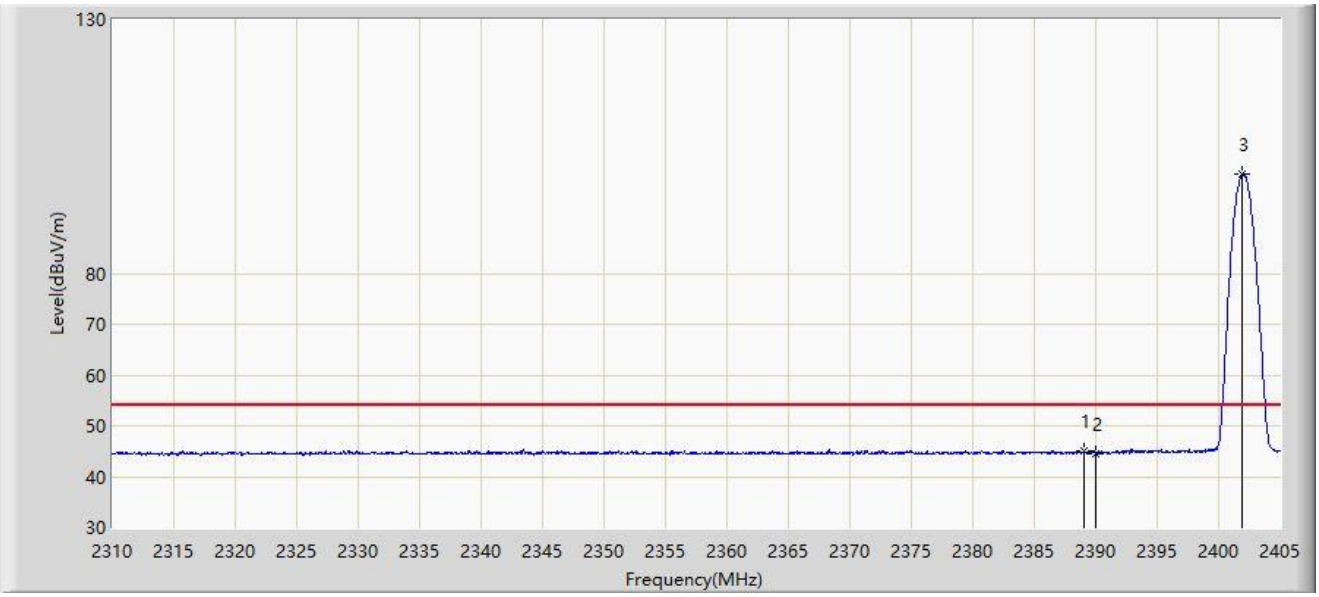

No	Mark	Frequency (MHz)	Measure Level (dBμV/m)	Reading Level (dBμV)	Margin (dB)	Limit (dBμV/m)	Factor (dB/m)	Type
1	*	2389.040	45.055	14.138	-8.945	54.000	30.917	AV
2		2390.000	44.628	13.711	-9.372	54.000	30.917	AV
3		2401.960	99.480	68.527	N/A	N/A	30.952	AV

Note 1: " * ", means this data is the worst emission level.

Note 2: Measure Level (dBμV/m) = Reading Level (dBμV) + Factor (dB/m).

Note 3: Factor (dB/m) = Cable Loss (dB) + Antenna Factor (dB/m).

Site: NS-AC1	Test Date: 2022/04/16
Limit: FCC_2.4G_RE(3m)	Engineer: Ted Chen
Probe: NS-AC1_BBHA9120D	Polarity: Vertical
EUT: Mobile Computer	Power: By Battery
Test Mode: Transmit by BLE1M at 2402MHz	

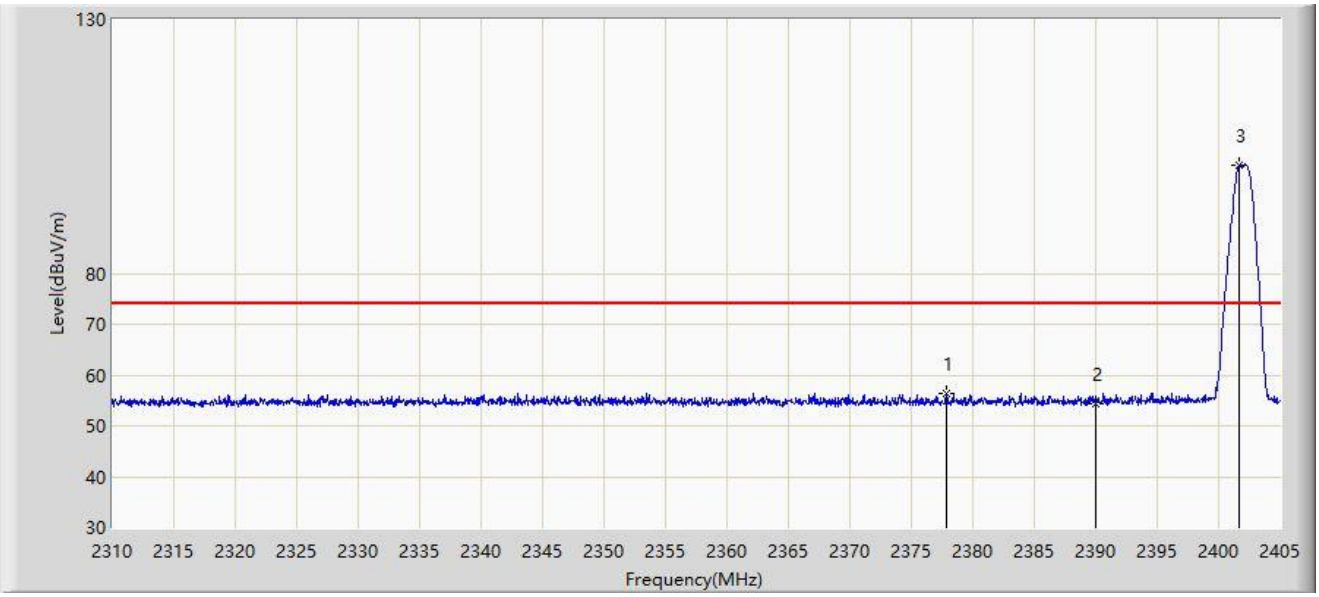

No	Mark	Frequency (MHz)	Measure Level (dBμV/m)	Reading Level (dBμV)	Margin (dB)	Limit (dBμV/m)	Factor (dB/m)	Type
1	*	2377.877	56.289	25.368	-17.711	74.000	30.921	PK
2		2390.000	54.207	23.290	-19.793	74.000	30.917	PK
3		2401.675	101.308	70.357	N/A	N/A	30.951	PK

Note 1: " * ", means this data is the worst emission level.

Note 2: Measure Level (dBμV/m) = Reading Level (dBμV) + Factor (dB/m).

Note 3: Factor (dB/m) = Cable Loss (dB) + Antenna Factor (dB/m).

Site: NS-AC1	Test Date: 2022/04/16
Limit: FCC_2.4G_RE(3m)	Engineer: Ted Chen
Probe: NS-AC1_BBHA9120D	Polarity: Vertical
EUT: Mobile Computer	Power: By Battery
Test Mode: Transmit by BLE1M at 2402MHz	

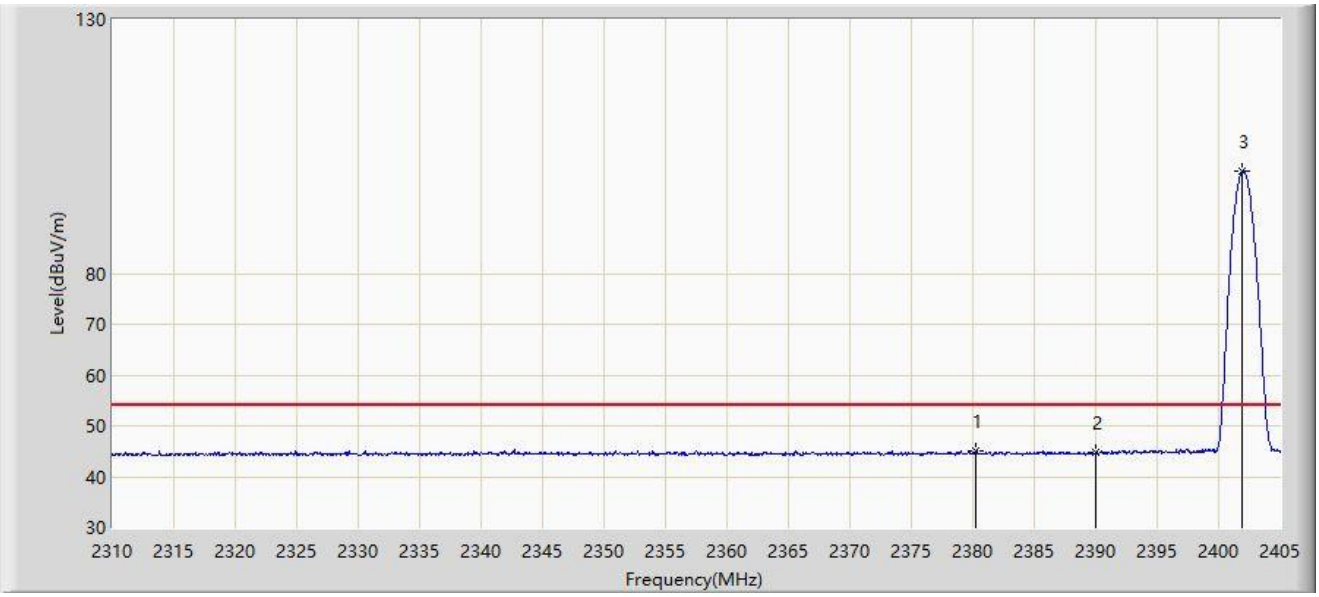

No	Mark	Frequency (MHz)	Measure Level (dBμV/m)	Reading Level (dBμV)	Margin (dB)	Limit (dBμV/m)	Factor (dB/m)	Type
1	*	2380.252	45.147	14.227	-8.853	54.000	30.920	AV
2		2390.000	44.754	13.837	-9.246	54.000	30.917	AV
3		2401.960	100.053	69.100	N/A	N/A	30.952	AV

Note 1: " * ", means this data is the worst emission level.

Note 2: Measure Level (dBμV/m) = Reading Level (dBμV) + Factor (dB/m).

Note 3: Factor (dB/m) = Cable Loss (dB) + Antenna Factor (dB/m).

Site: NS-AC1	Test Date: 2022/04/16
Limit: FCC_2.4G_RE(3m)	Engineer: Ted Chen
Probe: NS-AC1_BBHA9120D	Polarity: Horizontal
EUT: Mobile Computer	Power: By Battery
Test Mode: Transmit by BLE1M at 2480MHz	

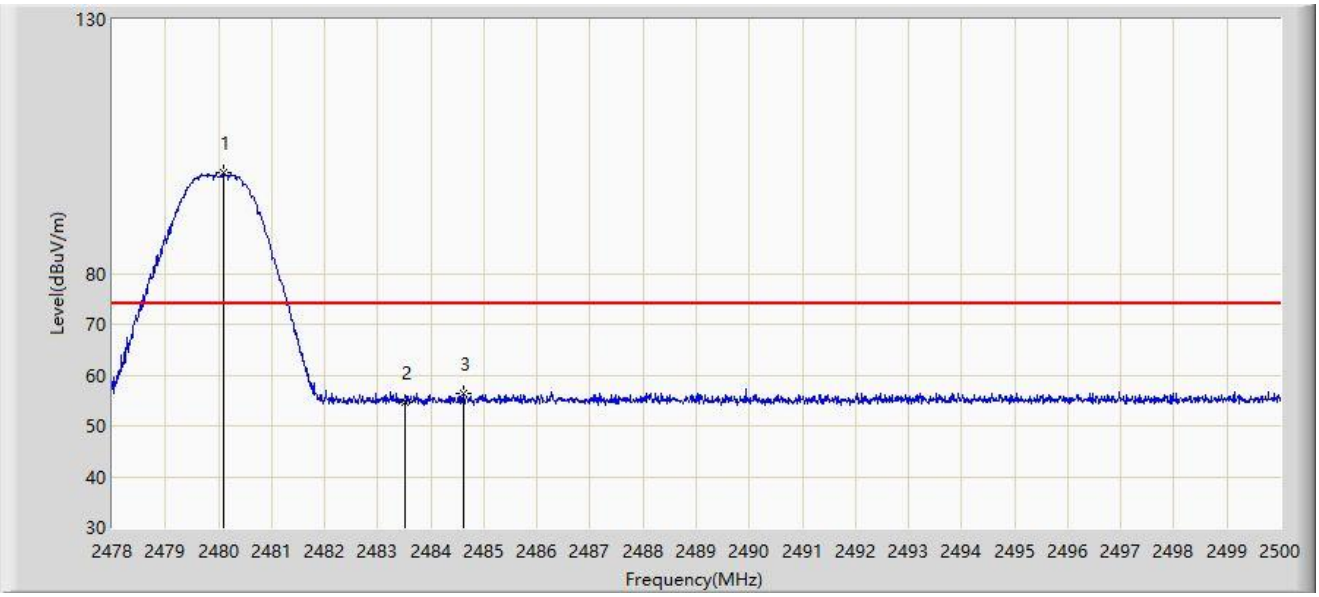

No	Mark	Frequency (MHz)	Measure Level (dBμV/m)	Reading Level (dBμV)	Margin (dB)	Limit (dBμV/m)	Factor (dB/m)	Type
1		2480.090	99.725	68.867	N/A	N/A	30.859	PK
2		2483.500	54.766	23.892	-19.234	74.000	30.874	PK
3	*	2484.622	56.390	25.511	-17.610	74.000	30.879	PK

Note 1: " * ", means this data is the worst emission level.

Note 2: Measure Level (dBμV/m) = Reading Level (dBμV) + Factor (dB/m).

Note 3: Factor (dB/m) = Cable Loss (dB) + Antenna Factor (dB/m).

Site: NS-AC1	Test Date: 2022/04/16
Limit: FCC_2.4G_RE(3m)	Engineer: Ted Chen
Probe: NS-AC1_BBHA9120D	Polarity: Horizontal
EUT: Mobile Computer	Power: By Battery
Test Mode: Transmit by BLE1M at 2480MHz	

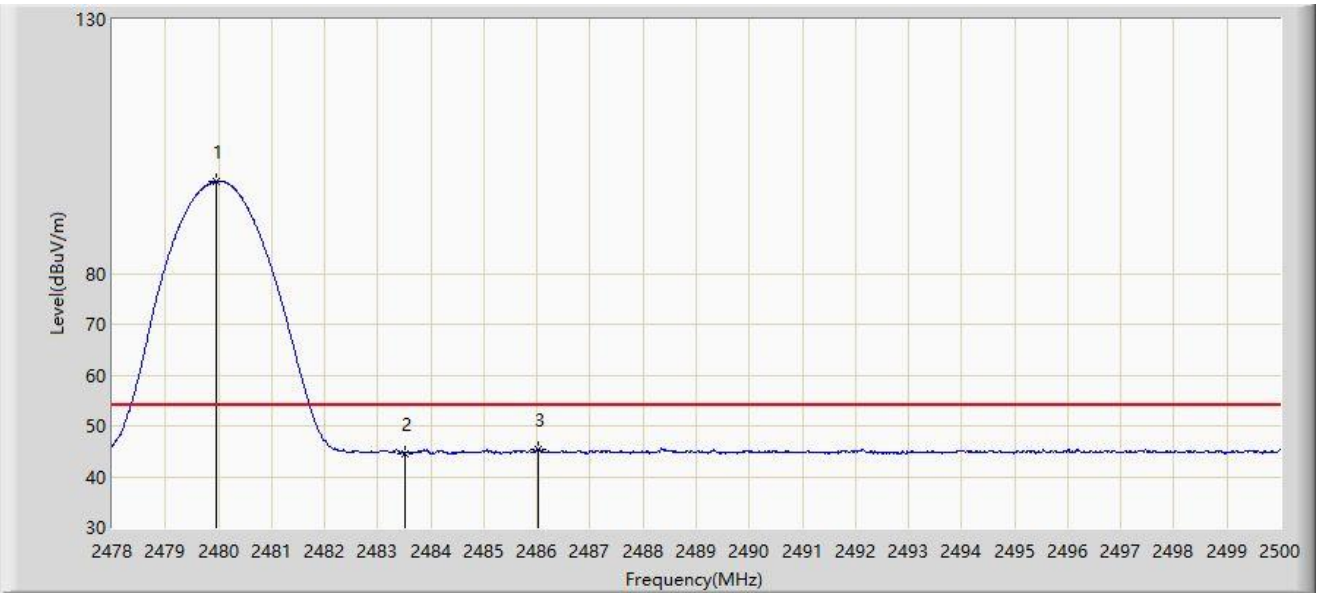

No	Mark	Frequency (MHz)	Measure Level (dBμV/m)	Reading Level (dBμV)	Margin (dB)	Limit (dBμV/m)	Factor (dB/m)	Type
1		2479.969	98.169	67.311	N/A	N/A	30.858	AV
2		2483.500	44.632	13.758	-9.368	54.000	30.874	AV
3	*	2486.030	45.402	14.516	-8.598	54.000	30.885	AV

Note 1: " * ", means this data is the worst emission level.

Note 2: Measure Level (dBμV/m) = Reading Level (dBμV) + Factor (dB/m).

Note 3: Factor (dB/m) = Cable Loss (dB) + Antenna Factor (dB/m).

Site: NS-AC1	Test Date: 2022/04/16
Limit: FCC_2.4G_RE(3m)	Engineer: Ted Chen
Probe: NS-AC1_BBHA9120D	Polarity: Vertical
EUT: Mobile Computer	Power: By Battery
Test Mode: Transmit by BLE1M at 2480MHz	

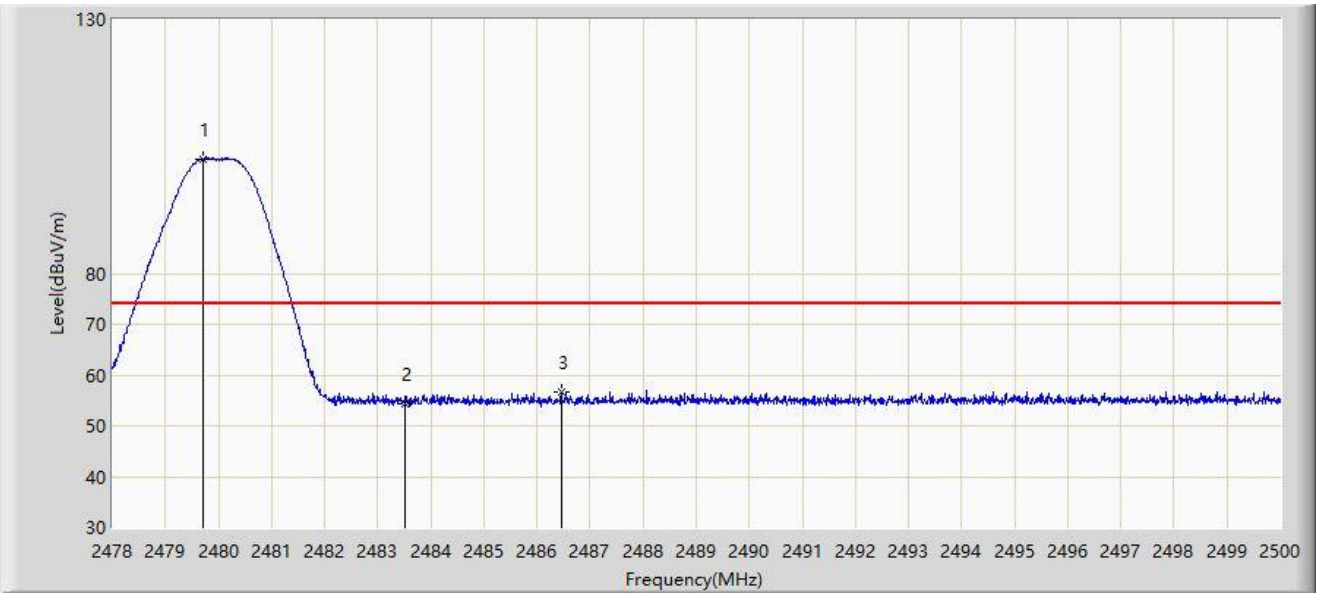

No	Mark	Frequency (MHz)	Measure Level (dBμV/m)	Reading Level (dBμV)	Margin (dB)	Limit (dBμV/m)	Factor (dB/m)	Type
1		2479.705	102.575	71.718	N/A	N/A	30.857	PK
2		2483.500	54.403	23.529	-19.597	74.000	30.874	PK
3	*	2486.459	56.716	25.828	-17.284	74.000	30.888	PK

Note 1: " * ", means this data is the worst emission level.

Note 2: Measure Level (dBμV/m) = Reading Level (dBμV) + Factor (dB/m).

Note 3: Factor (dB/m) = Cable Loss (dB) + Antenna Factor (dB/m).

Site: NS-AC1	Test Date: 2022/04/16
Limit: FCC_2.4G_RE(3m)	Engineer: Ted Chen
Probe: NS-AC1_BBHA9120D	Polarity: Vertical
EUT: Mobile Computer	Power: By Battery
Test Mode: Transmit by BLE1M at 2480MHz	

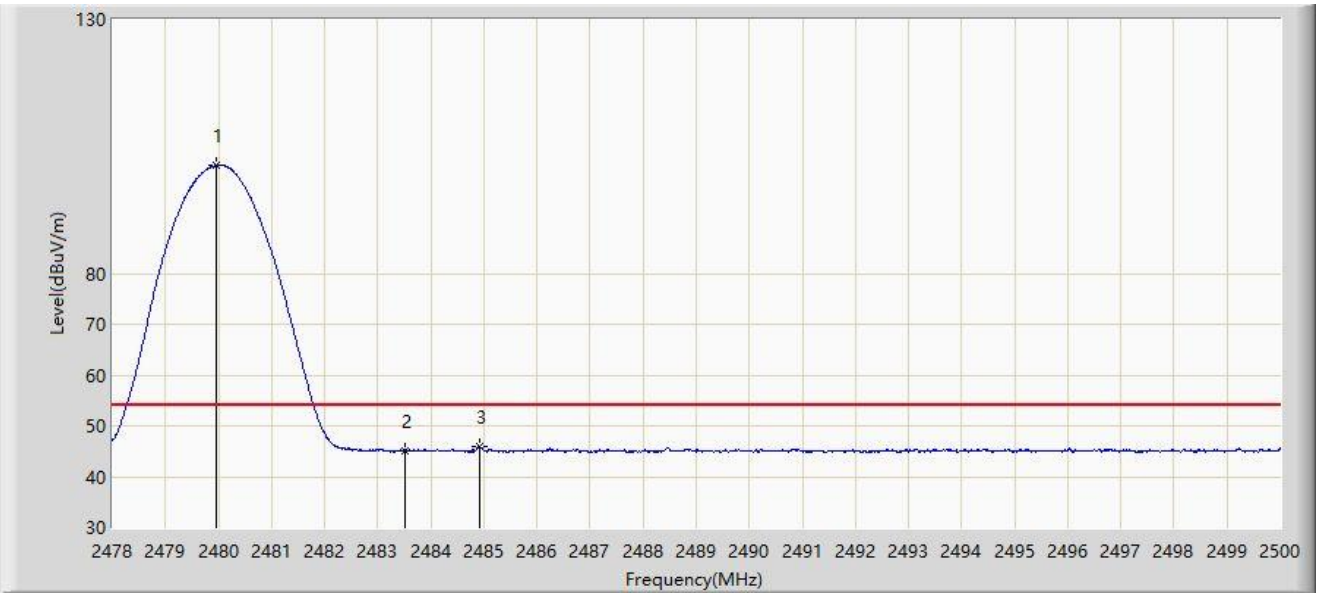

No	Mark	Frequency (MHz)	Measure Level (dBμV/m)	Reading Level (dBμV)	Margin (dB)	Limit (dBμV/m)	Factor (dB/m)	Type
1		2479.969	101.280	70.422	N/A	N/A	30.858	AV
2		2483.500	45.192	14.318	-8.808	54.000	30.874	AV
3	*	2484.908	45.927	15.047	-8.073	54.000	30.881	AV

Note 1: " * ", means this data is the worst emission level.

Note 2: Measure Level (dBμV/m) = Reading Level (dBμV) + Factor (dB/m).

Note 3: Factor (dB/m) = Cable Loss (dB) + Antenna Factor (dB/m).

Site: NS-AC1	Test Date: 2022/04/16
Limit: FCC_2.4G_RE(3m)	Engineer: Ted Chen
Probe: NS-AC1_BBHA9120D	Polarity: Horizontal
EUT: Mobile Computer	Power: By Battery
Test Mode: Transmit by BLE2M at 2402MHz	

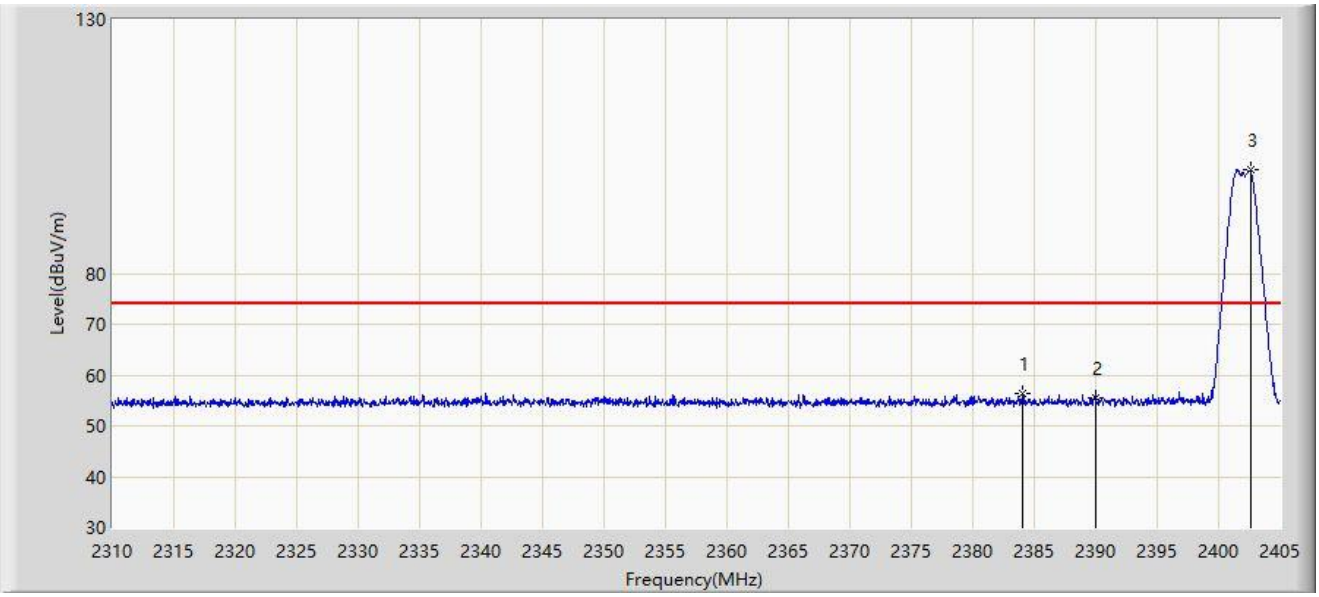

No	Mark	Frequency (MHz)	Measure Level (dBμV/m)	Reading Level (dBμV)	Margin (dB)	Limit (dBμV/m)	Factor (dB/m)	Type
1	*	2384.052	56.512	25.593	-17.488	74.000	30.919	PK
2		2390.000	55.485	24.568	-18.515	74.000	30.917	PK
3		2402.577	100.394	69.439	N/A	N/A	30.955	PK

Note 1: " * ", means this data is the worst emission level.

Note 2: Measure Level (dBμV/m) = Reading Level (dBμV) + Factor (dB/m).

Note 3: Factor (dB/m) = Cable Loss (dB) + Antenna Factor (dB/m).

Site: NS-AC1	Test Date: 2022/04/16
Limit: FCC_2.4G_RE(3m)	Engineer: Ted Chen
Probe: NS-AC1_BBHA9120D	Polarity: Horizontal
EUT: Mobile Computer	Power: By Battery
Test Mode: Transmit by BLE2M at 2402MHz	

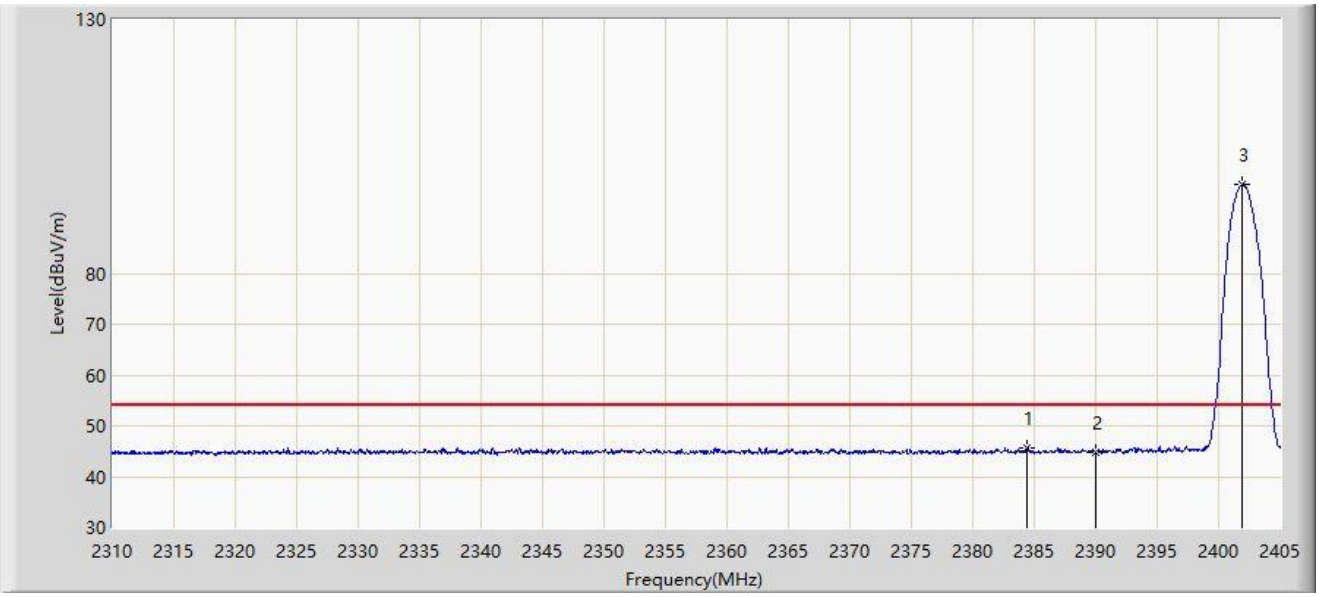

No	Mark	Frequency (MHz)	Measure Level (dBμV/m)	Reading Level (dBμV)	Margin (dB)	Limit (dBμV/m)	Factor (dB/m)	Type
1	*	2384.385	45.658	14.739	-8.342	54.000	30.918	AV
2		2390.000	44.701	13.784	-9.299	54.000	30.917	AV
3		2401.960	97.553	66.600	N/A	N/A	30.952	AV

Note 1: " * ", means this data is the worst emission level.

Note 2: Measure Level (dBμV/m) = Reading Level (dBμV) + Factor (dB/m).

Note 3: Factor (dB/m) = Cable Loss (dB) + Antenna Factor (dB/m).

Site: NS-AC1	Test Date: 2022/04/16
Limit: FCC_2.4G_RE(3m)	Engineer: Ted Chen
Probe: NS-AC1_BBHA9120D	Polarity: Vertical
EUT: Mobile Computer	Power: By Battery
Test Mode: Transmit by BLE2M at 2402MHz	

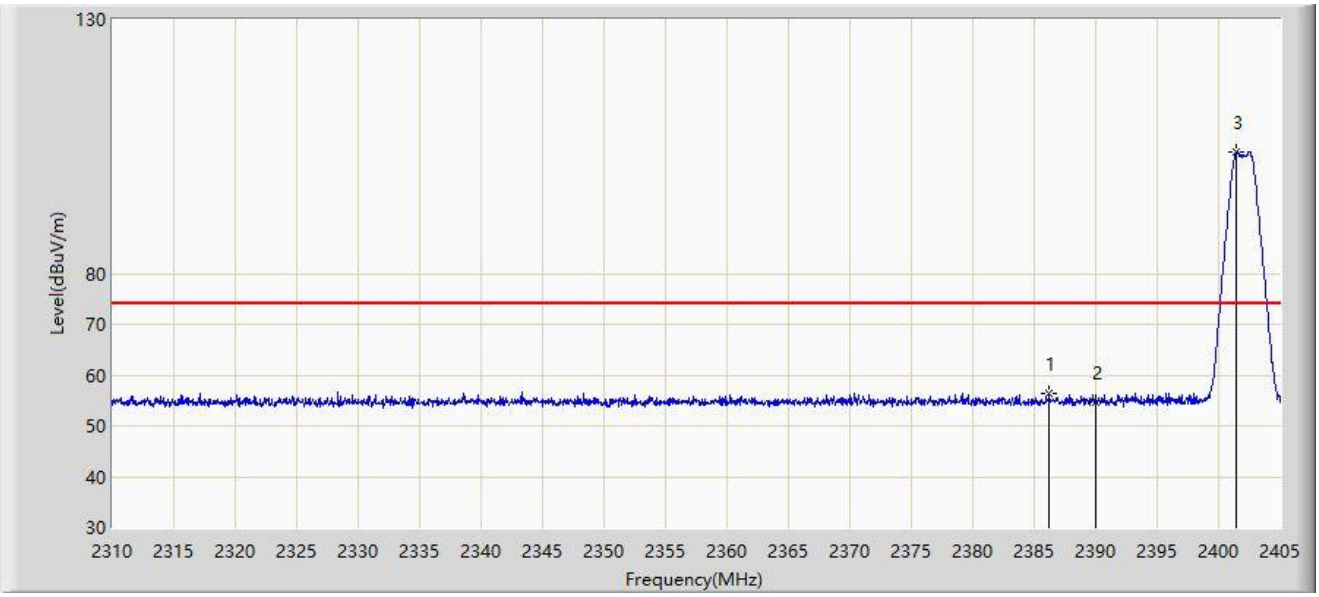

No	Mark	Frequency (MHz)	Measure Level (dBμV/m)	Reading Level (dBμV)	Margin (dB)	Limit (dBμV/m)	Factor (dB/m)	Type
1	*	2386.238	56.466	25.548	-17.534	74.000	30.918	PK
2		2390.000	54.538	23.621	-19.462	74.000	30.917	PK
3		2401.437	103.806	72.856	N/A	N/A	30.950	PK

Note 1: " * ", means this data is the worst emission level.

Note 2: Measure Level (dBμV/m) = Reading Level (dBμV) + Factor (dB/m).

Note 3: Factor (dB/m) = Cable Loss (dB) + Antenna Factor (dB/m).

Site: NS-AC1	Test Date: 2022/04/16
Limit: FCC_2.4G_RE(3m)	Engineer: Ted Chen
Probe: NS-AC1_BBHA9120D	Polarity: Vertical
EUT: Mobile Computer	Power: By Battery
Test Mode: Transmit by BLE2M at 2402MHz	

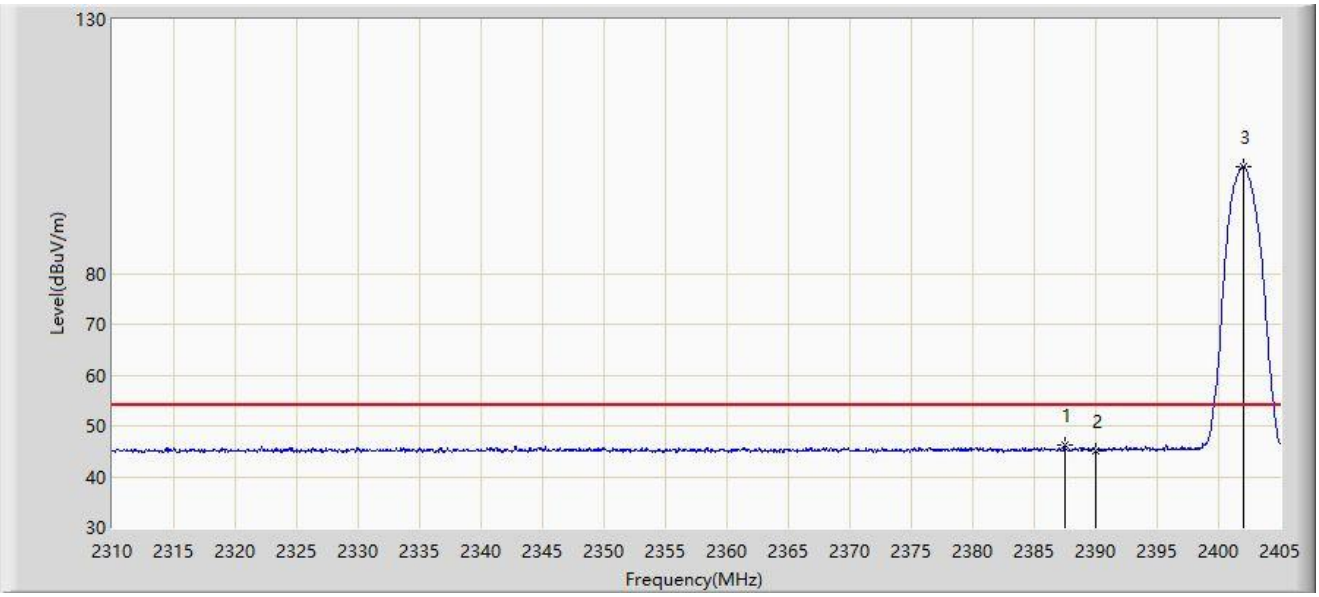

No	Mark	Frequency (MHz)	Measure Level (dBμV/m)	Reading Level (dBμV)	Margin (dB)	Limit (dBμV/m)	Factor (dB/m)	Type
1	*	2387.472	46.091	15.173	-7.909	54.000	30.918	AV
2		2390.000	45.169	14.252	-8.831	54.000	30.917	AV
3		2402.008	101.097	70.144	N/A	N/A	30.952	AV

Note 1: " * ", means this data is the worst emission level.

Note 2: Measure Level (dBμV/m) = Reading Level (dBμV) + Factor (dB/m).

Note 3: Factor (dB/m) = Cable Loss (dB) + Antenna Factor (dB/m).

Site: NS-AC1	Test Date: 2022/04/16
Limit: FCC_2.4G_RE(3m)	Engineer: Ted Chen
Probe: NS-AC1_BBHA9120D	Polarity: Horizontal
EUT: Mobile Computer	Power: By Battery
Test Mode: Transmit by BLE2M at 2480MHz	

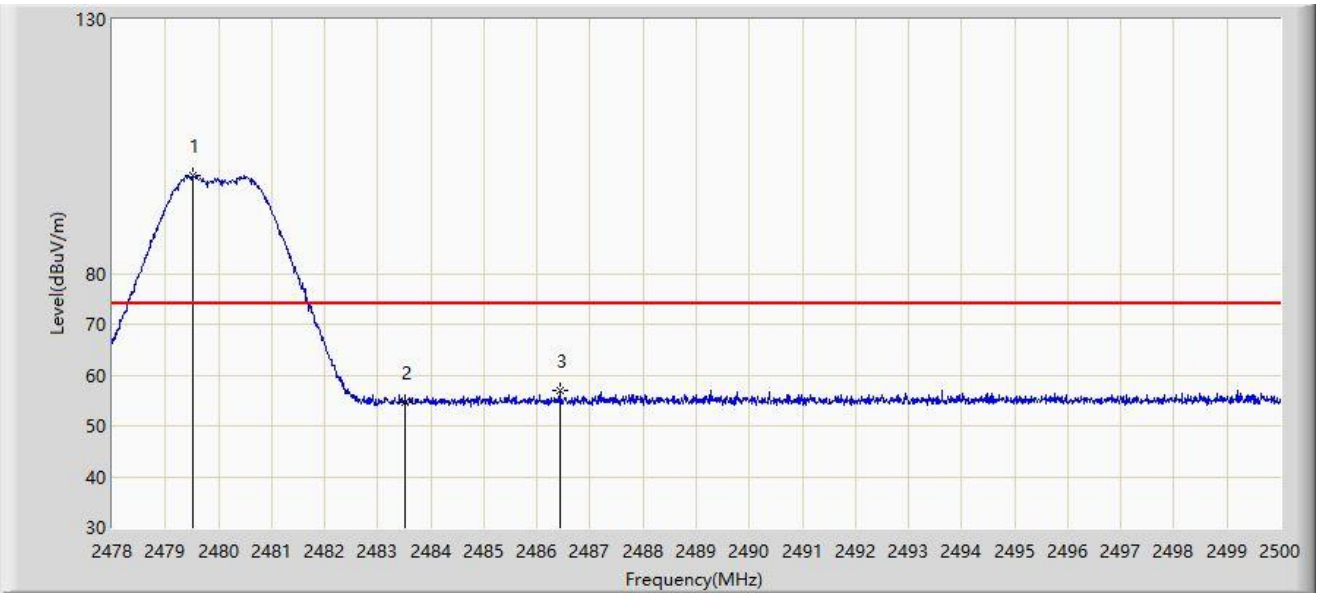

No	Mark	Frequency (MHz)	Measure Level (dBμV/m)	Reading Level (dBμV)	Margin (dB)	Limit (dBμV/m)	Factor (dB/m)	Type
1		2479.518	99.286	68.430	N/A	N/A	30.856	PK
2		2483.500	54.559	23.685	-19.441	74.000	30.874	PK
3	*	2486.426	56.914	26.027	-17.086	74.000	30.887	PK

Note 1: " * ", means this data is the worst emission level.

Note 2: Measure Level (dBμV/m) = Reading Level (dBμV) + Factor (dB/m).

Note 3: Factor (dB/m) = Cable Loss (dB) + Antenna Factor (dB/m).

Site: NS-AC1	Test Date: 2022/04/16
Limit: FCC_2.4G_RE(3m)	Engineer: Ted Chen
Probe: NS-AC1_BBHA9120D	Polarity: Horizontal
EUT: Mobile Computer	Power: By Battery
Test Mode: Transmit by BLE2M at 2480MHz	

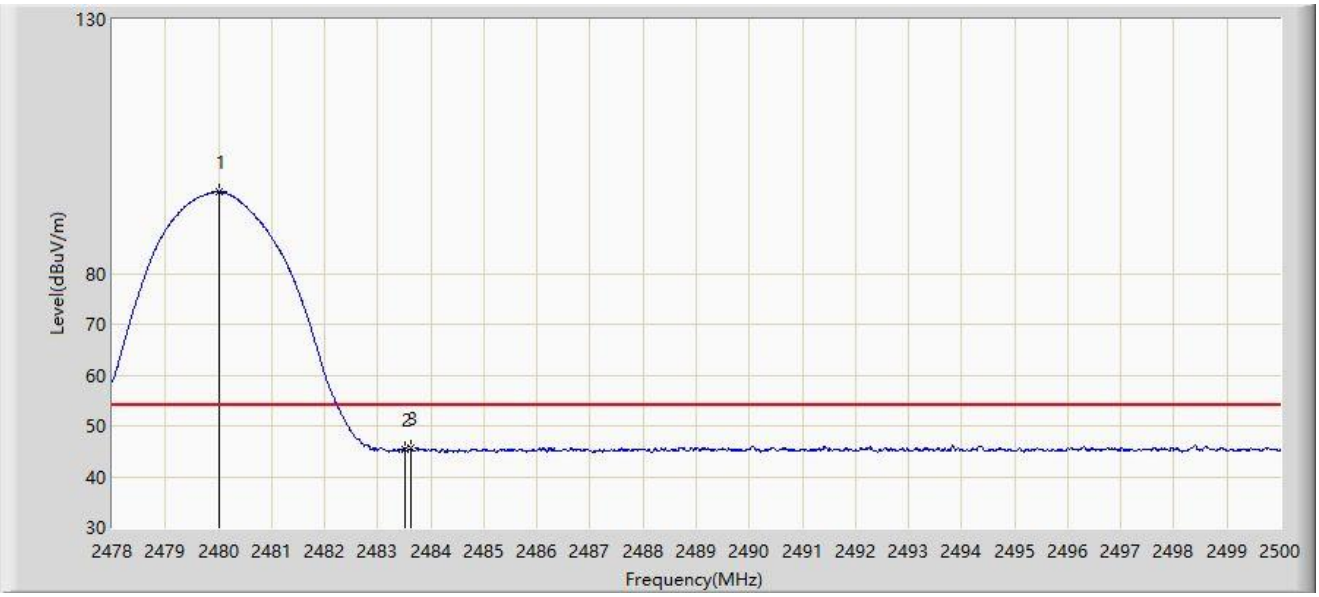

No	Mark	Frequency (MHz)	Measure Level (dBμV/m)	Reading Level (dBμV)	Margin (dB)	Limit (dBμV/m)	Factor (dB/m)	Type
1		2480.024	96.017	65.159	N/A	N/A	30.858	AV
2		2483.500	45.334	14.460	-8.666	54.000	30.874	AV
3	*	2483.621	45.748	14.873	-8.252	54.000	30.874	AV

Note 1: " * ", means this data is the worst emission level.

Note 2: Measure Level (dBμV/m) = Reading Level (dBμV) + Factor (dB/m).

Note 3: Factor (dB/m) = Cable Loss (dB) + Antenna Factor (dB/m).

Site: NS-AC1	Test Date: 2022/04/16
Limit: FCC_2.4G_RE(3m)	Engineer: Ted Chen
Probe: NS-AC1_BBHA9120D	Polarity: Vertical
EUT: Mobile Computer	Power: By Battery
Test Mode: Transmit by BLE2M at 2480MHz	

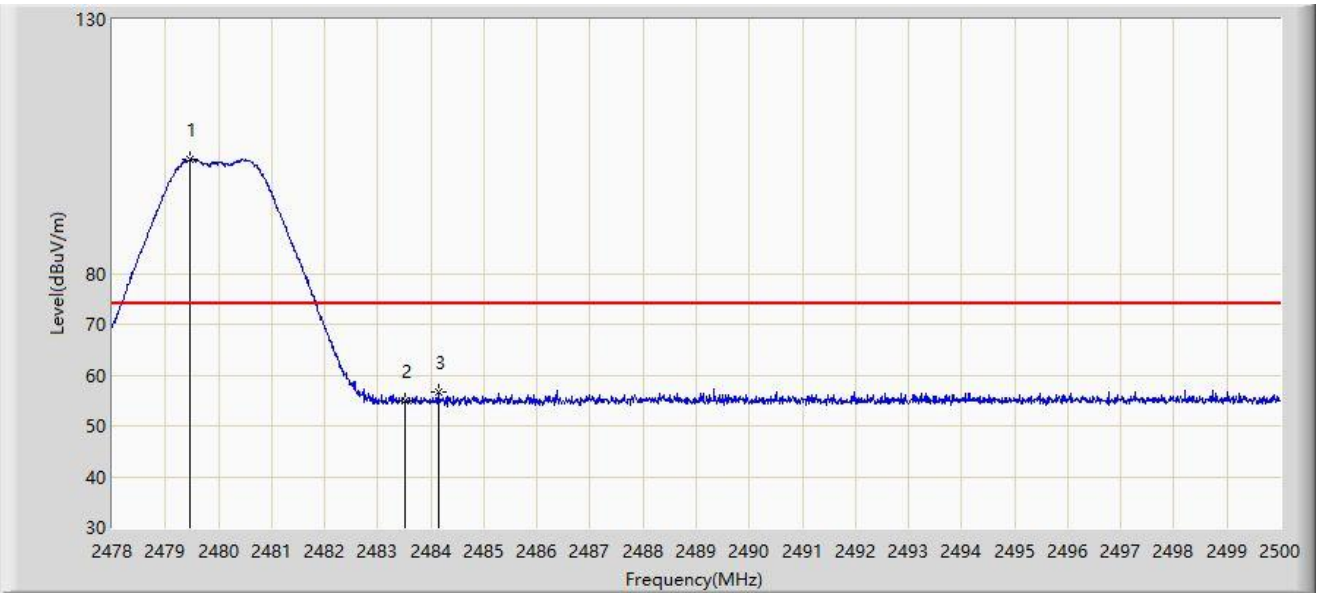

No	Mark	Frequency (MHz)	Measure Level (dBμV/m)	Reading Level (dBμV)	Margin (dB)	Limit (dBμV/m)	Factor (dB/m)	Type
1		2479.474	102.577	71.721	N/A	N/A	30.856	PK
2		2483.500	54.815	23.941	-19.185	74.000	30.874	PK
3	*	2484.138	56.785	25.908	-17.215	74.000	30.877	PK

Note 1: " * ", means this data is the worst emission level.

Note 2: Measure Level (dBμV/m) = Reading Level (dBμV) + Factor (dB/m).

Note 3: Factor (dB/m) = Cable Loss (dB) + Antenna Factor (dB/m).

Site: NS-AC1	Test Date: 2022/04/16
Limit: FCC_2.4G_RE(3m)	Engineer: Ted Chen
Probe: NS-AC1_BBHA9120D	Polarity: Vertical
EUT: Mobile Computer	Power: By Battery
Test Mode: Transmit by BLE2M at 2480MHz	

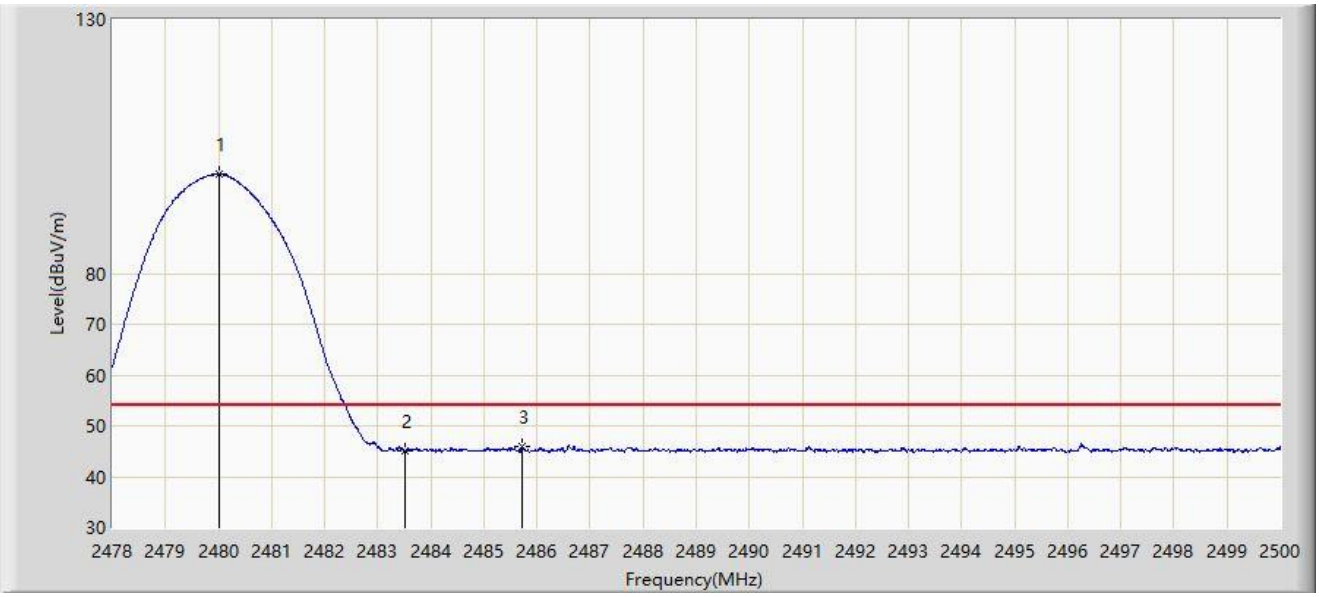

No	Mark	Frequency (MHz)	Measure Level (dBμV/m)	Reading Level (dBμV)	Margin (dB)	Limit (dBμV/m)	Factor (dB/m)	Type
1		2480.002	99.531	68.673	N/A	N/A	30.858	AV
2		2483.500	45.181	14.307	-8.819	54.000	30.874	AV
3	*	2485.733	45.825	14.941	-8.175	54.000	30.884	AV

Note 1: " * ", means this data is the worst emission level.

Note 2: Measure Level (dBμV/m) = Reading Level (dBμV) + Factor (dB/m).

Note 3: Factor (dB/m) = Cable Loss (dB) + Antenna Factor (dB/m).

Site: NS-AC1	Test Date: 2022/04/16
Limit: FCC_2.4G_RE(3m)	Engineer: Ted Chen
Probe: NS-AC1_BBHA9120D	Polarity: Horizontal
EUT: Mobile Computer	Power: By Battery
Test Mode: Transmit by BLE 0.125Mbps at 2402MHz	

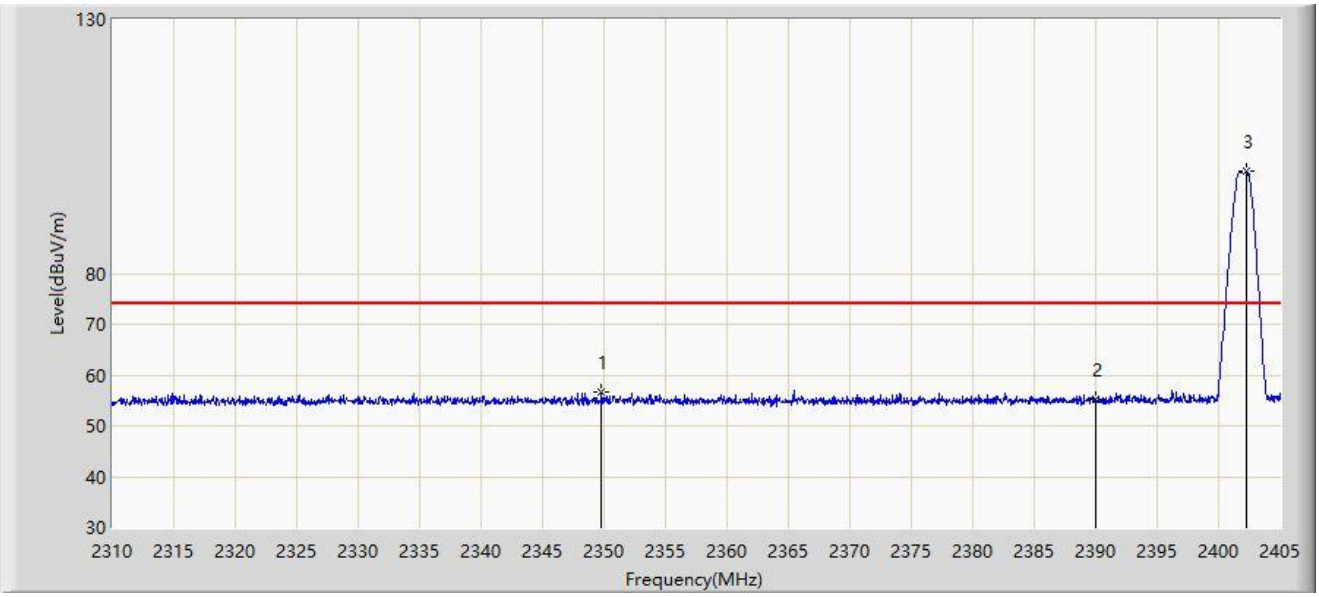

No	Mark	Frequency (MHz)	Measure Level (dBμV/m)	Reading Level (dBμV)	Margin (dB)	Limit (dBμV/m)	Factor (dB/m)	Type
1	*	2349.758	56.609	25.490	-17.391	74.000	31.119	PK
2		2390.000	55.126	24.209	-18.874	74.000	30.917	PK
3		2402.245	100.159	69.205	N/A	N/A	30.954	PK

Note 1: " * ", means this data is the worst emission level.

Note 2: Measure Level (dBμV/m) = Reading Level (dBμV) + Factor (dB/m).

Note 3: Factor (dB/m) = Cable Loss (dB) + Antenna Factor (dB/m).

Site: NS-AC1	Test Date: 2022/04/16
Limit: FCC_2.4G_RE(3m)	Engineer: Ted Chen
Probe: NS-AC1_BBHA9120D	Polarity: Horizontal
EUT: Mobile Computer	Power: By Battery
Test Mode: Transmit by BLE 0.125Mbps at 2402MHz	

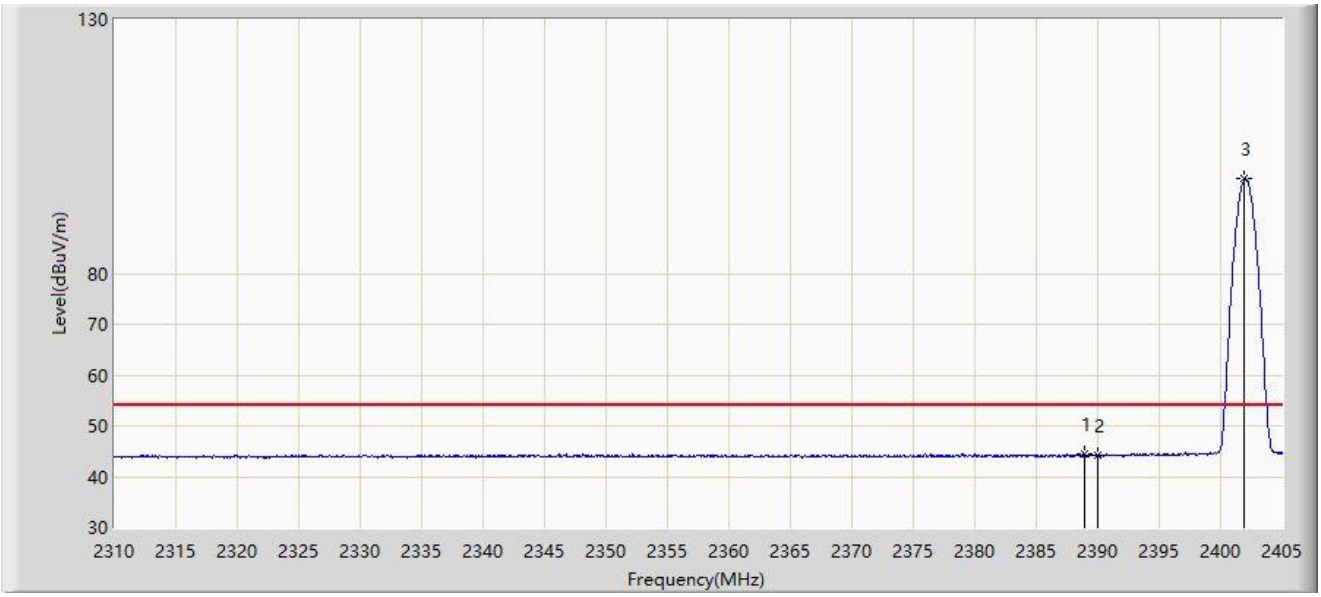

No	Mark	Frequency (MHz)	Measure Level (dBμV/m)	Reading Level (dBμV)	Margin (dB)	Limit (dBμV/m)	Factor (dB/m)	Type
1	*	2388.897	44.559	13.642	-9.441	54.000	30.917	AV
2		2390.000	44.143	13.226	-9.857	54.000	30.917	AV
3		2401.960	98.570	67.617	N/A	N/A	30.952	AV

Note 1: " * ", means this data is the worst emission level.

Note 2: Measure Level (dBμV/m) = Reading Level (dBμV) + Factor (dB/m).

Note 3: Factor (dB/m) = Cable Loss (dB) + Antenna Factor (dB/m).

Site: NS-AC1	Test Date: 2022/04/16
Limit: FCC_2.4G_RE(3m)	Engineer: Ted Chen
Probe: NS-AC1_BBHA9120D	Polarity: Vertical
EUT: Mobile Computer	Power: By Battery
Test Mode: Transmit by BLE 0.125Mbps at 2402MHz	

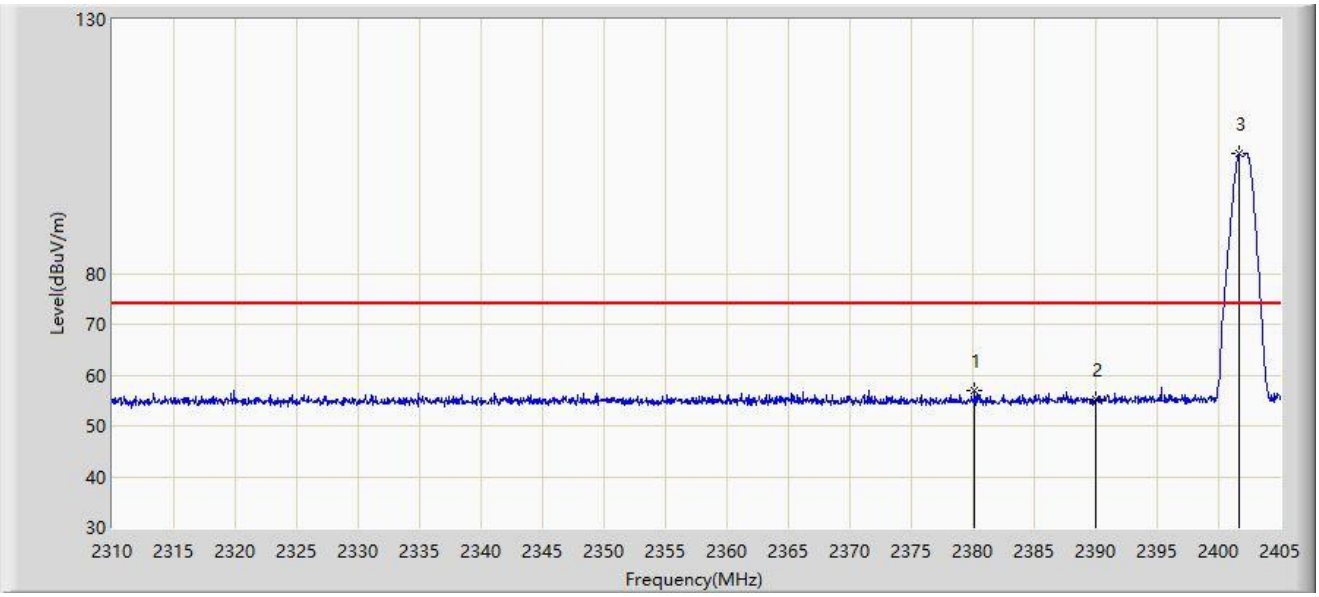

No	Mark	Frequency (MHz)	Measure Level (dBμV/m)	Reading Level (dBμV)	Margin (dB)	Limit (dBμV/m)	Factor (dB/m)	Type
1	*	2380.157	56.972	26.052	-17.028	74.000	30.920	PK
2		2390.000	55.252	24.335	-18.748	74.000	30.917	PK
3		2401.675	103.605	72.654	N/A	N/A	30.951	PK

Note 1: " * ", means this data is the worst emission level.

Note 2: Measure Level (dBμV/m) = Reading Level (dBμV) + Factor (dB/m).

Note 3: Factor (dB/m) = Cable Loss (dB) + Antenna Factor (dB/m).

Site: NS-AC1	Test Date: 2022/04/16
Limit: FCC_2.4G_RE(3m)	Engineer: Ted Chen
Probe: NS-AC1_BBHA9120D	Polarity: Vertical
EUT: Mobile Computer	Power: By Battery
Test Mode: Transmit by BLE 0.125Mbps at 2402MHz	

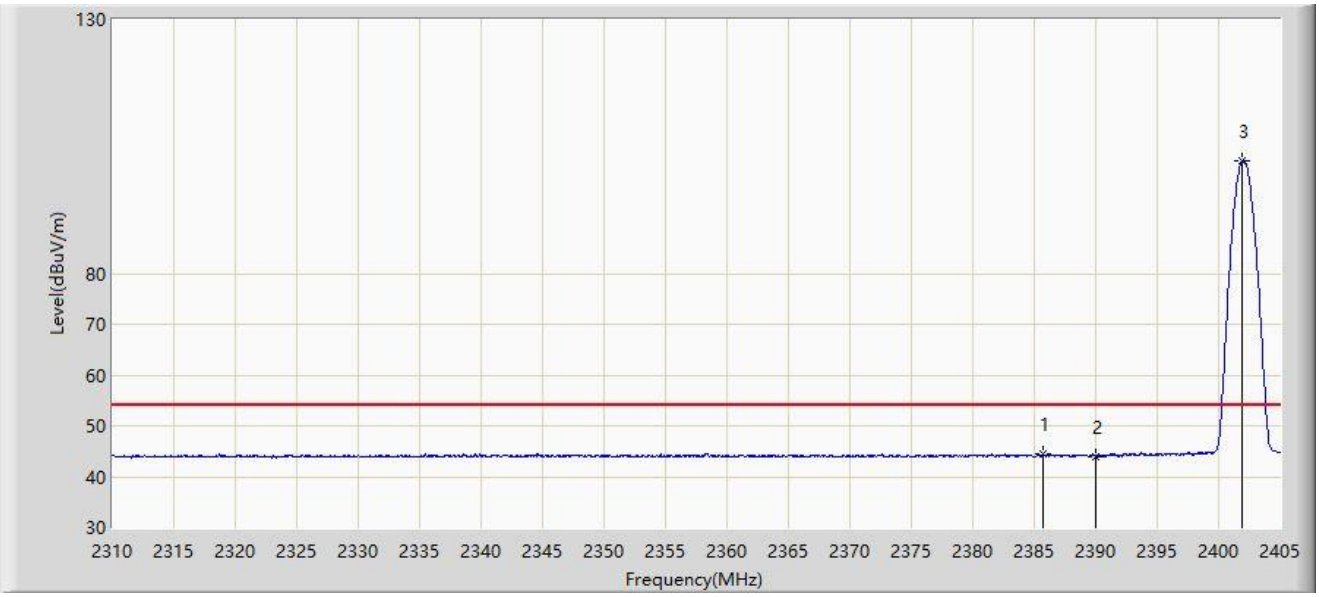

No	Mark	Frequency (MHz)	Measure Level (dBµV/m)	Reading Level (dBµV)	Margin (dB)	Limit (dBµV/m)	Factor (dB/m)	Type
1	*	2385.715	44.575	13.657	-9.425	54.000	30.918	AV
2		2390.000	43.969	13.052	-10.031	54.000	30.917	AV
3		2401.960	102.247	71.294	N/A	N/A	30.952	AV

Note 1: " * ", means this data is the worst emission level.

Note 2: Measure Level (dBµV/m) = Reading Level (dBµV) + Factor (dB/m).

Note 3: Factor (dB/m) = Cable Loss (dB) + Antenna Factor (dB/m).

Site: NS-AC1	Test Date: 2022/04/16
Limit: FCC_2.4G_RE(3m)	Engineer: Ted Chen
Probe: NS-AC1_BBHA9120D	Polarity: Horizontal
EUT: Mobile Computer	Power: By Battery
Test Mode: Transmit by BLE 0.125Mbps at 2480MHz	

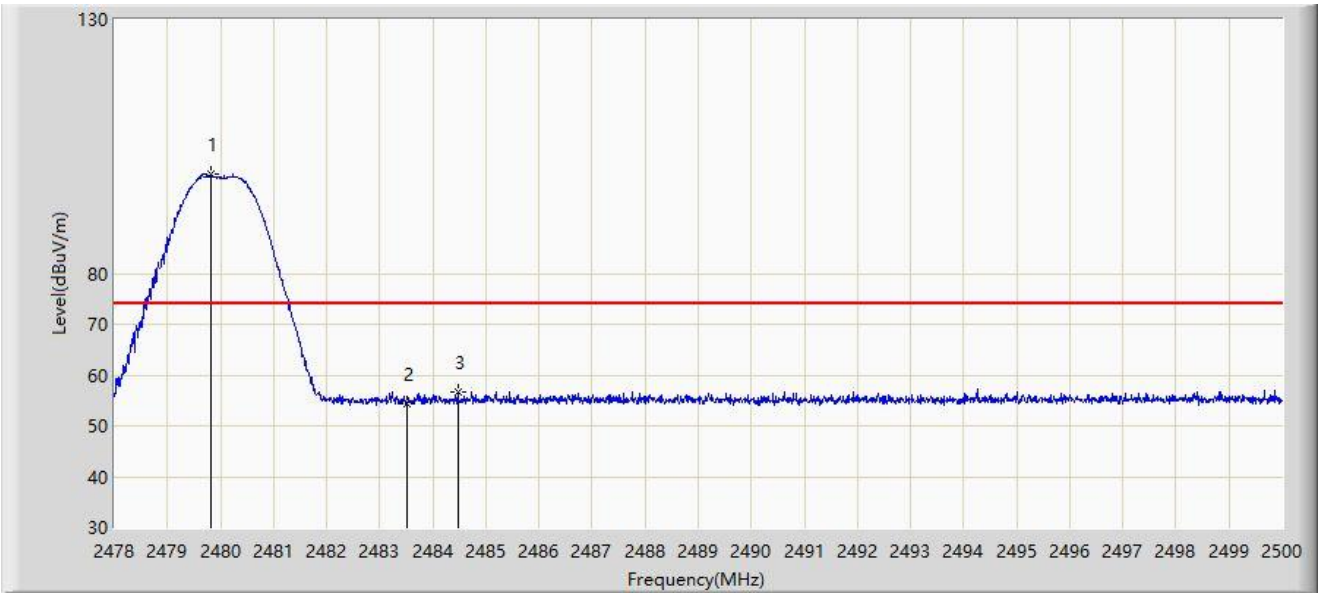

No	Mark	Frequency (MHz)	Measure Level (dBμV/m)	Reading Level (dBμV)	Margin (dB)	Limit (dBμV/m)	Factor (dB/m)	Type
1		2479.815	99.630	68.773	N/A	N/A	30.857	PK
2		2483.500	54.393	23.519	-19.607	74.000	30.874	PK
3	*	2484.479	56.675	25.797	-17.325	74.000	30.879	PK

Note 1: " * ", means this data is the worst emission level.

Note 2: Measure Level (dBμV/m) = Reading Level (dBμV) + Factor (dB/m).

Note 3: Factor (dB/m) = Cable Loss (dB) + Antenna Factor (dB/m).

Site: NS-AC1	Test Date: 2022/04/16
Limit: FCC_2.4G_RE(3m)	Engineer: Ted Chen
Probe: NS-AC1_BBHA9120D	Polarity: Horizontal
EUT: Mobile Computer	Power: By Battery
Test Mode: Transmit by BLE 0.125Mbps at 2480MHz	

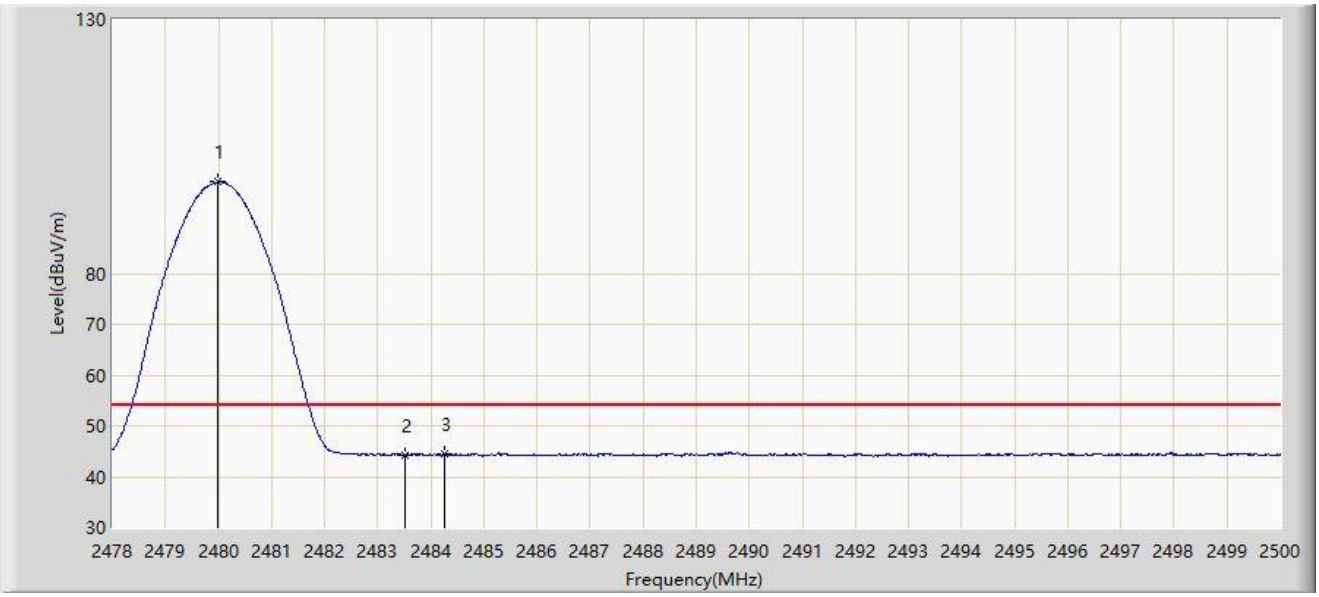

No	Mark	Frequency (MHz)	Measure Level (dBμV/m)	Reading Level (dBμV)	Margin (dB)	Limit (dBμV/m)	Factor (dB/m)	Type
1		2479.991	98.005	67.147	N/A	N/A	30.858	AV
2		2483.500	44.232	13.358	-9.768	54.000	30.874	AV
3	*	2484.259	44.522	13.645	-9.478	54.000	30.878	AV

Note 1: " * ", means this data is the worst emission level.

Note 2: Measure Level (dBμV/m) = Reading Level (dBμV) + Factor (dB/m).

Note 3: Factor (dB/m) = Cable Loss (dB) + Antenna Factor (dB/m).

Site: NS-AC1	Test Date: 2022/04/16
Limit: FCC_2.4G_RE(3m)	Engineer: Ted Chen
Probe: NS-AC1_BBHA9120D	Polarity: Vertical
EUT: Mobile Computer	Power: By Battery
Test Mode: Transmit by BLE 0.125Mbps at 2480MHz	

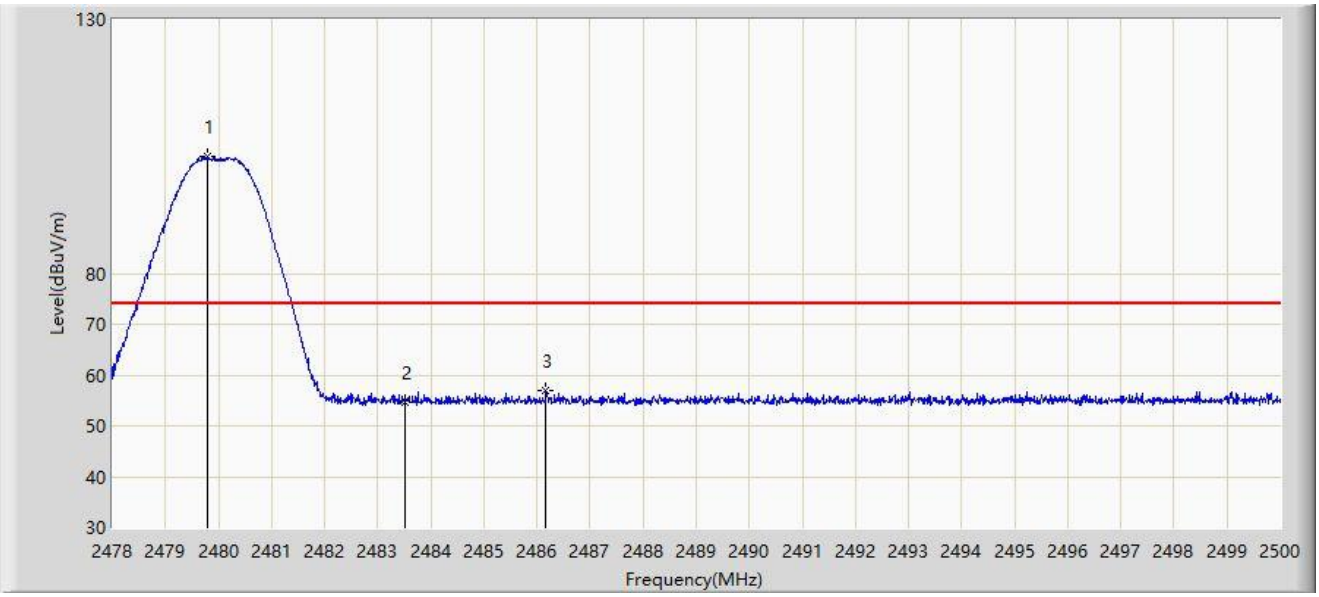

No	Mark	Frequency (MHz)	Measure Level (dBμV/m)	Reading Level (dBμV)	Margin (dB)	Limit (dBμV/m)	Factor (dB/m)	Type
1		2479.793	103.000	72.143	N/A	N/A	30.857	PK
2		2483.500	54.626	23.752	-19.374	74.000	30.874	PK
3	*	2486.173	56.925	26.039	-17.075	74.000	30.886	PK

Note 1: " * ", means this data is the worst emission level.

Note 2: Measure Level (dBμV/m) = Reading Level (dBμV) + Factor (dB/m).

Note 3: Factor (dB/m) = Cable Loss (dB) + Antenna Factor (dB/m).

Site: NS-AC1	Test Date: 2022/04/16
Limit: FCC_2.4G_RE(3m)	Engineer: Ted Chen
Probe: NS-AC1_BBHA9120D	Polarity: Vertical
EUT: Mobile Computer	Power: By Battery
Test Mode: Transmit by BLE 0.125Mbps at 2480MHz	

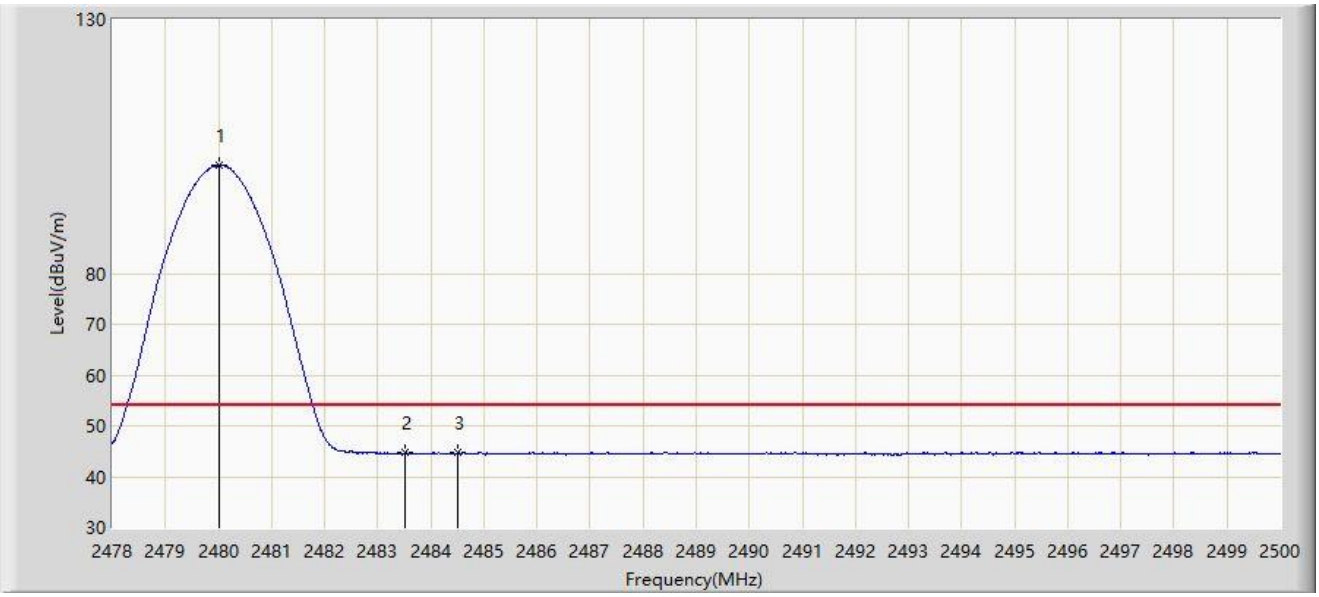

No	Mark	Frequency (MHz)	Measure Level (dBμV/m)	Reading Level (dBμV)	Margin (dB)	Limit (dBμV/m)	Factor (dB/m)	Type
1		2480.002	101.240	70.382	N/A	N/A	30.858	AV
2		2483.500	44.699	13.825	-9.301	54.000	30.874	AV
3	*	2484.512	44.791	13.912	-9.209	54.000	30.879	AV

Note 1: " * ", means this data is the worst emission level.

Note 2: Measure Level (dBμV/m) = Reading Level (dBμV) + Factor (dB/m).

Note 3: Factor (dB/m) = Cable Loss (dB) + Antenna Factor (dB/m).

Site: NS-AC1	Test Date: 2022/04/16
Limit: FCC_2.4G_RE(3m)	Engineer: Ted Chen
Probe: NS-AC1_BBHA9120D	Polarity: Horizontal
EUT: Mobile Computer	Power: By Battery
Test Mode: Transmit by BLE 0.5Mbps at 2402MHz	

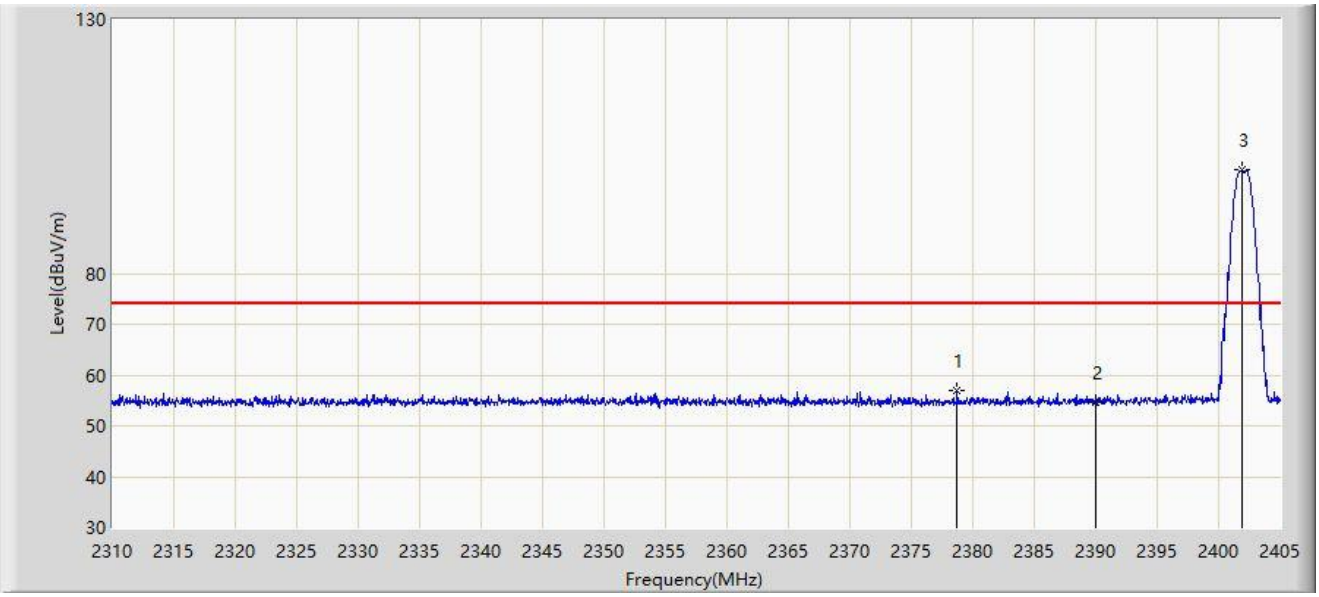

No	Mark	Frequency (MHz)	Measure Level (dBμV/m)	Reading Level (dBμV)	Margin (dB)	Limit (dBμV/m)	Factor (dB/m)	Type
1	*	2378.732	57.071	26.151	-16.929	74.000	30.921	PK
2		2390.000	54.658	23.741	-19.342	74.000	30.917	PK
3		2401.960	100.400	69.447	N/A	N/A	30.952	PK

Note 1: " * ", means this data is the worst emission level.

Note 2: Measure Level (dBμV/m) = Reading Level (dBμV) + Factor (dB/m).

Note 3: Factor (dB/m) = Cable Loss (dB) + Antenna Factor (dB/m).

Site: NS-AC1	Test Date: 2022/04/16
Limit: FCC_2.4G_RE(3m)	Engineer: Ted Chen
Probe: NS-AC1_BBHA9120D	Polarity: Horizontal
EUT: Mobile Computer	Power: By Battery
Test Mode: Transmit by BLE 0.5Mbps at 2402MHz	

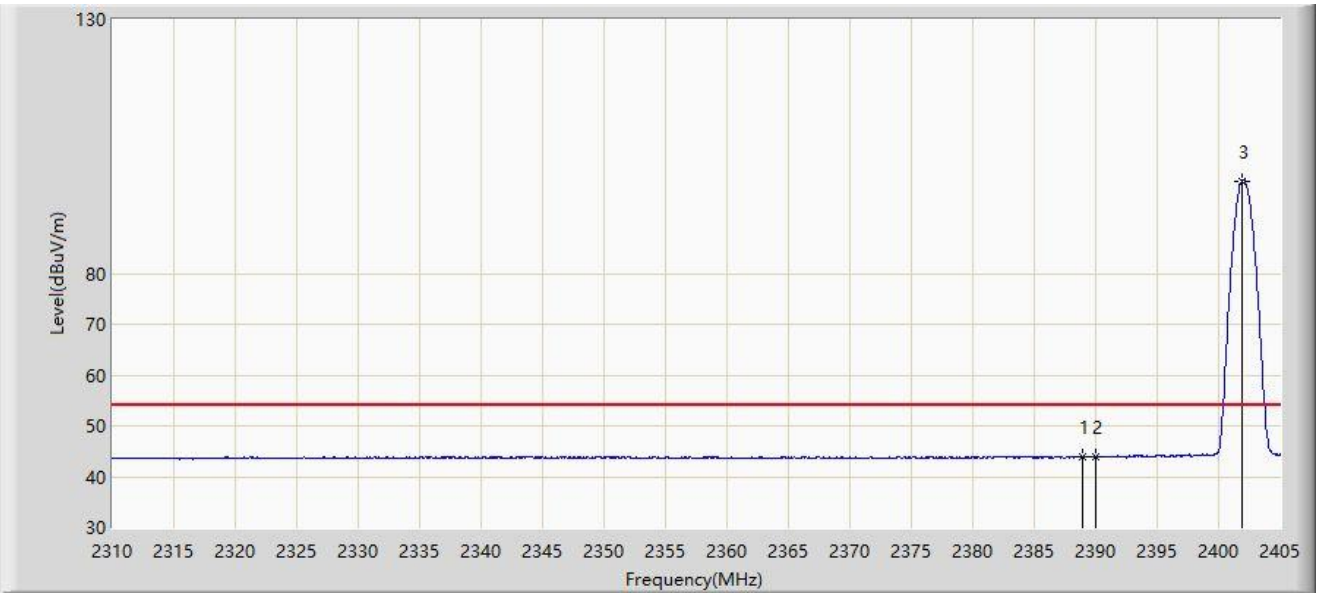

No	Mark	Frequency (MHz)	Measure Level (dBμV/m)	Reading Level (dBμV)	Margin (dB)	Limit (dBμV/m)	Factor (dB/m)	Type
1	*	2388.897	43.980	13.063	-10.020	54.000	30.917	AV
2		2390.000	43.802	12.885	-10.198	54.000	30.917	AV
3		2401.913	98.214	67.262	N/A	N/A	30.953	AV

Note 1: " * ", means this data is the worst emission level.

Note 2: Measure Level (dBμV/m) = Reading Level (dBμV) + Factor (dB/m).

Note 3: Factor (dB/m) = Cable Loss (dB) + Antenna Factor (dB/m).

Site: NS-AC1	Test Date: 2022/04/16
Limit: FCC_2.4G_RE(3m)	Engineer: Ted Chen
Probe: NS-AC1_BBHA9120D	Polarity: Vertical
EUT: Mobile Computer	Power: By Battery
Test Mode: Transmit by BLE 0.5Mbps at 2402MHz	

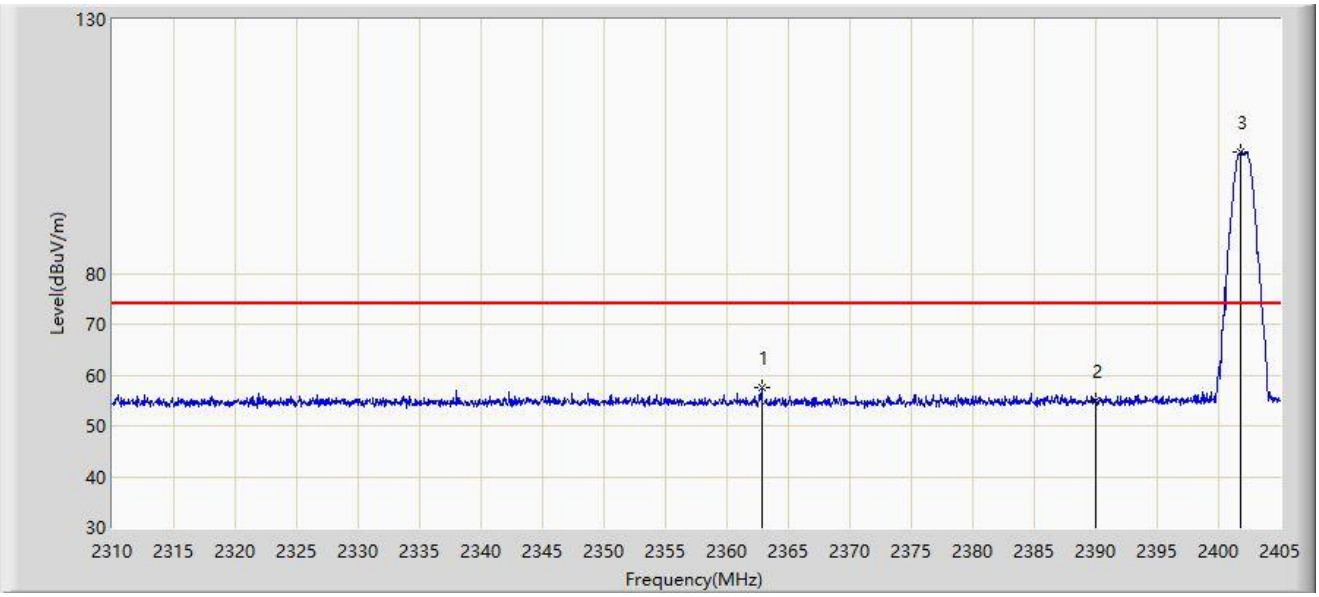

No	Mark	Frequency (MHz)	Measure Level (dBμV/m)	Reading Level (dBμV)	Margin (dB)	Limit (dBμV/m)	Factor (dB/m)	Type
1	*	2362.820	57.423	26.440	-16.577	74.000	30.983	PK
2		2390.000	54.919	24.002	-19.081	74.000	30.917	PK
3		2401.770	103.806	72.854	N/A	N/A	30.952	PK

Note 1: " * ", means this data is the worst emission level.

Note 2: Measure Level (dBμV/m) = Reading Level (dBμV) + Factor (dB/m).

Note 3: Factor (dB/m) = Cable Loss (dB) + Antenna Factor (dB/m).

Site: NS-AC1	Test Date: 2022/04/16
Limit: FCC_2.4G_RE(3m)	Engineer: Ted Chen
Probe: NS-AC1_BBHA9120D	Polarity: Vertical
EUT: Mobile Computer	Power: By Battery
Test Mode: Transmit by BLE 0.5Mbps at 2402MHz	

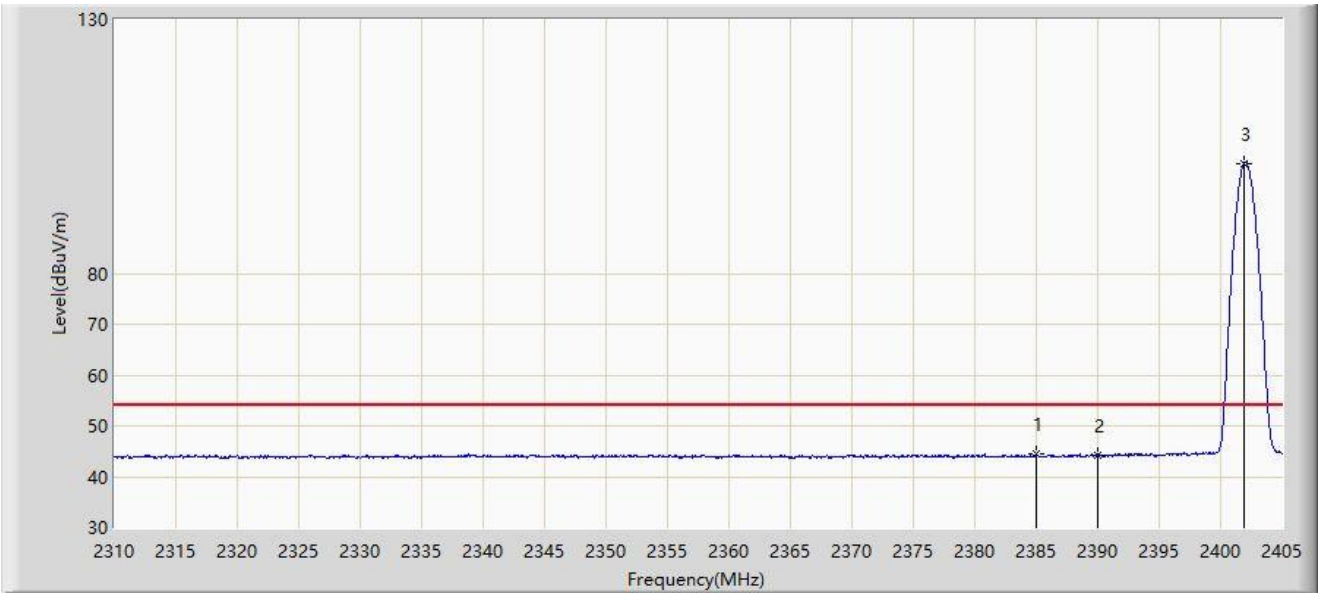

No	Mark	Frequency (MHz)	Measure Level (dBμV/m)	Reading Level (dBμV)	Margin (dB)	Limit (dBμV/m)	Factor (dB/m)	Type
1	*	2385.002	44.447	13.529	-9.553	54.000	30.919	AV
2		2390.000	44.153	13.236	-9.847	54.000	30.917	AV
3		2401.913	101.681	70.729	N/A	N/A	30.953	AV

Note 1: " * ", means this data is the worst emission level.

Note 2: Measure Level (dBμV/m) = Reading Level (dBμV) + Factor (dB/m).

Note 3: Factor (dB/m) = Cable Loss (dB) + Antenna Factor (dB/m).

Site: NS-AC1	Test Date: 2022/04/16
Limit: FCC_2.4G_RE(3m)	Engineer: Ted Chen
Probe: NS-AC1_BBHA9120D	Polarity: Horizontal
EUT: Mobile Computer	Power: By Battery
Test Mode: Transmit by BLE 0.5Mbps at 2480MHz	

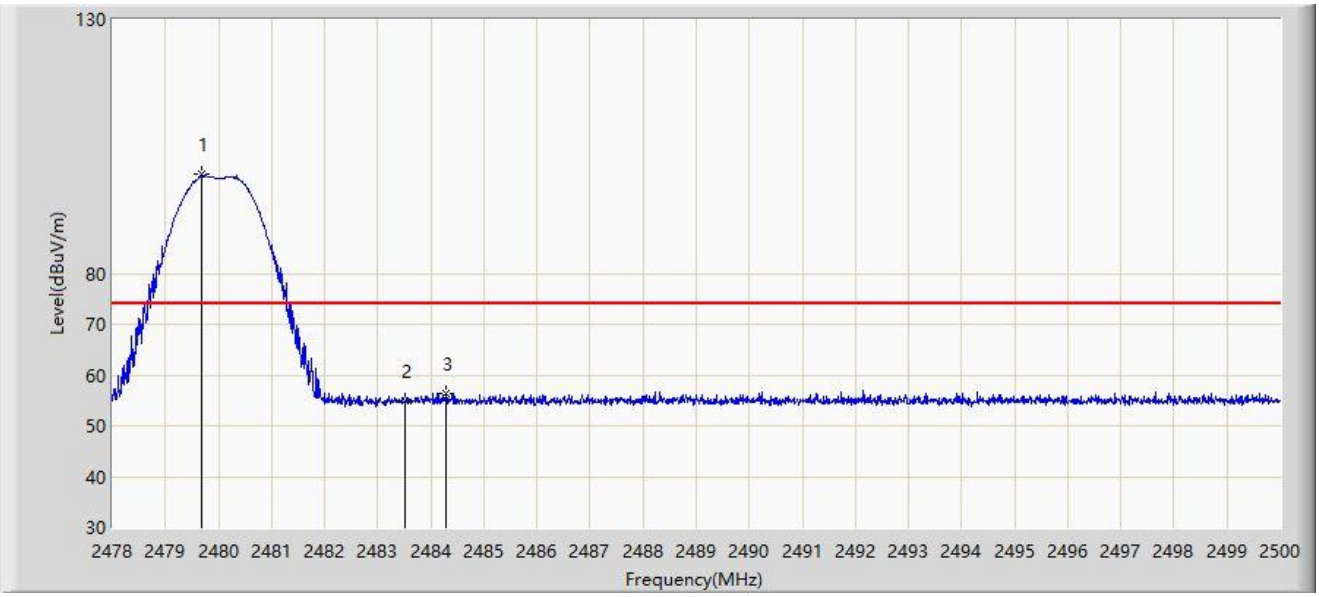

No	Mark	Frequency (MHz)	Measure Level (dBμV/m)	Reading Level (dBμV)	Margin (dB)	Limit (dBμV/m)	Factor (dB/m)	Type
1		2479.672	99.436	68.580	N/A	N/A	30.857	PK
2		2483.500	54.954	24.080	-19.046	74.000	30.874	PK
3	*	2484.281	56.441	25.563	-17.559	74.000	30.878	PK

Note 1: " * ", means this data is the worst emission level.

Note 2: Measure Level (dBμV/m) = Reading Level (dBμV) + Factor (dB/m).

Note 3: Factor (dB/m) = Cable Loss (dB) + Antenna Factor (dB/m).

Site: NS-AC1	Test Date: 2022/04/16
Limit: FCC_2.4G_RE(3m)	Engineer: Ted Chen
Probe: NS-AC1_BBHA9120D	Polarity: Horizontal
EUT: Mobile Computer	Power: By Battery
Test Mode: Transmit by BLE 0.5Mbps at 2480MHz	

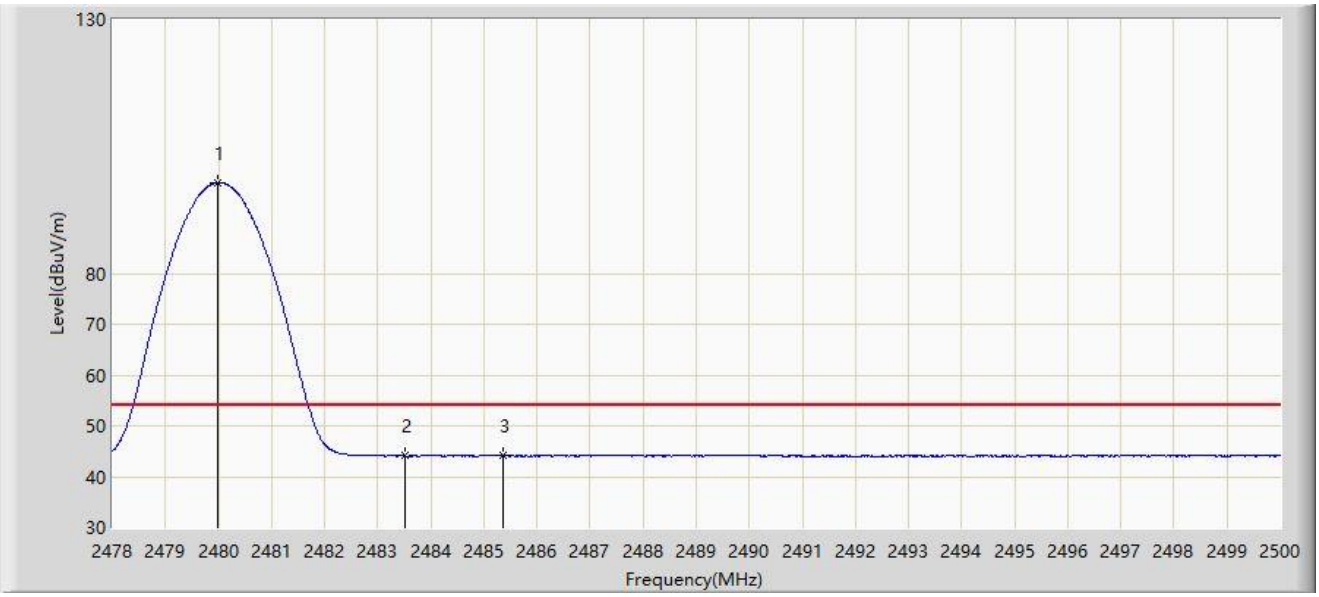

No	Mark	Frequency (MHz)	Measure Level (dBμV/m)	Reading Level (dBμV)	Margin (dB)	Limit (dBμV/m)	Factor (dB/m)	Type
1		2479.980	97.862	67.004	N/A	N/A	30.858	AV
2		2483.500	44.105	13.231	-9.895	54.000	30.874	AV
3	*	2485.370	44.317	13.434	-9.683	54.000	30.882	AV

Note 1: " * ", means this data is the worst emission level.

Note 2: Measure Level (dBμV/m) = Reading Level (dBμV) + Factor (dB/m).

Note 3: Factor (dB/m) = Cable Loss (dB) + Antenna Factor (dB/m).

Site: NS-AC1	Test Date: 2022/04/16
Limit: FCC_2.4G_RE(3m)	Engineer: Ted Chen
Probe: NS-AC1_BBHA9120D	Polarity: Vertical
EUT: Mobile Computer	Power: By Battery
Test Mode: Transmit by BLE 0.5Mbps at 2480MHz	

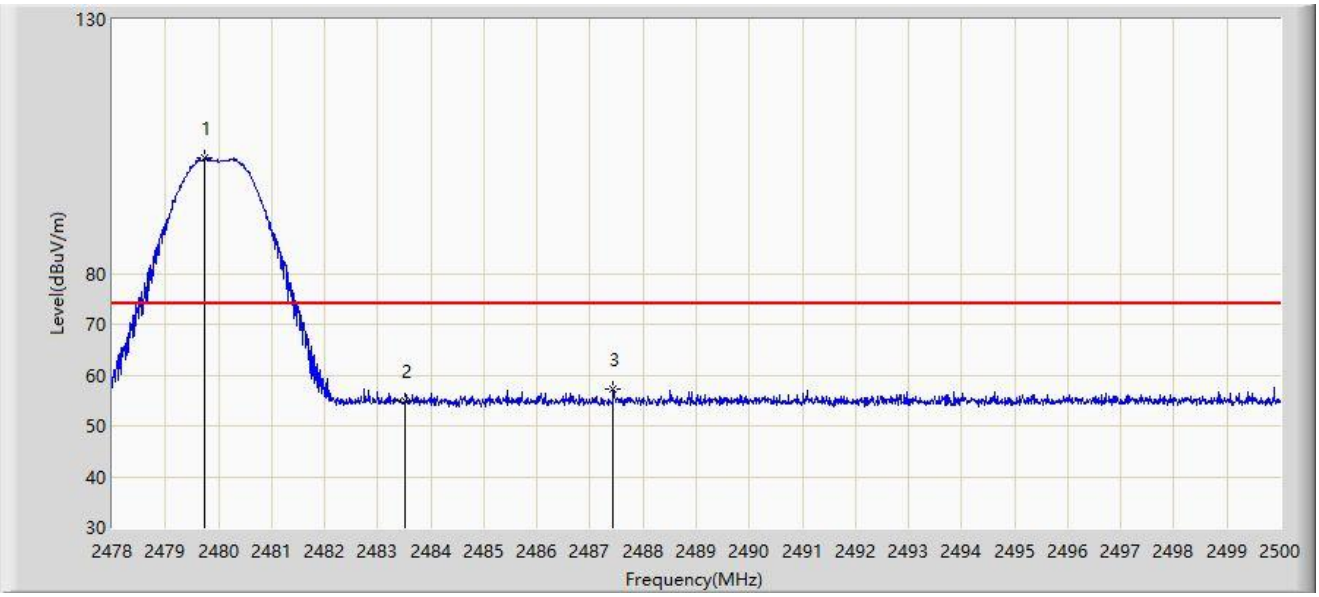

No	Mark	Frequency (MHz)	Measure Level (dBμV/m)	Reading Level (dBμV)	Margin (dB)	Limit (dBμV/m)	Factor (dB/m)	Type
1		2479.749	102.879	72.022	N/A	N/A	30.857	PK
2		2483.500	54.834	23.960	-19.166	74.000	30.874	PK
3	*	2487.438	57.374	26.482	-16.626	74.000	30.892	PK

Note 1: " * ", means this data is the worst emission level.

Note 2: Measure Level (dBμV/m) = Reading Level (dBμV) + Factor (dB/m).

Note 3: Factor (dB/m) = Cable Loss (dB) + Antenna Factor (dB/m).

Site: NS-AC1	Test Date: 2022/04/16
Limit: FCC_2.4G_RE(3m)	Engineer: Ted Chen
Probe: NS-AC1_BBHA9120D	Polarity: Vertical
EUT: Mobile Computer	Power: By Battery
Test Mode: Transmit by BLE 0.5Mbps at 2480MHz	

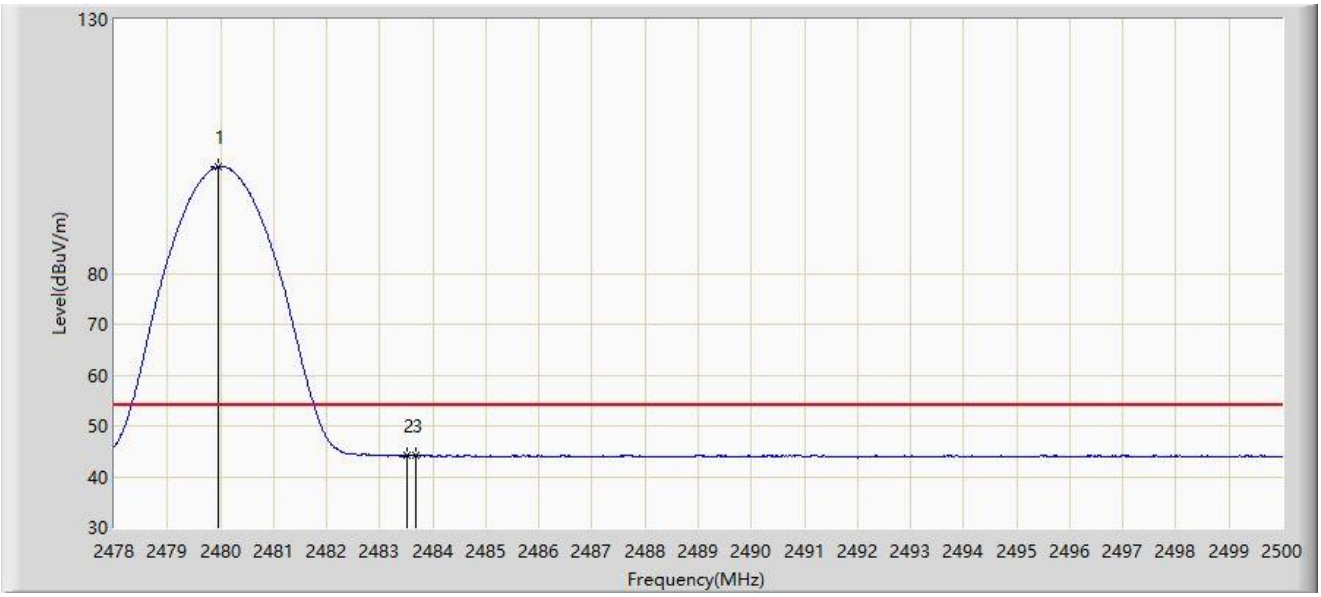

No	Mark	Frequency (MHz)	Measure Level (dBμV/m)	Reading Level (dBμV)	Margin (dB)	Limit (dBμV/m)	Factor (dB/m)	Type
1		2479.969	100.965	70.107	N/A	N/A	30.858	AV
2		2483.500	44.272	13.398	-9.728	54.000	30.874	AV
3	*	2483.687	44.296	13.421	-9.704	54.000	30.875	AV

Note 1: " * ", means this data is the worst emission level.

Note 2: Measure Level (dBμV/m) = Reading Level (dBμV) + Factor (dB/m).

Note 3: Factor (dB/m) = Cable Loss (dB) + Antenna Factor (dB/m).

A.8 AC Conducted Emissions Test Result

Site: NS-SR2	Test Date 2022/05/23
Limit: FCC_Part15.207_CE_AC Power	Engineer: Ryan Cai
Probe: ENV216_102493_150KHz~30MHz	Polarity: Line
EUT: Mobile Computer	Power: AC 120V/60Hz
Test Mode: Transmit by BLE – 1Mbps at 2480MHz	

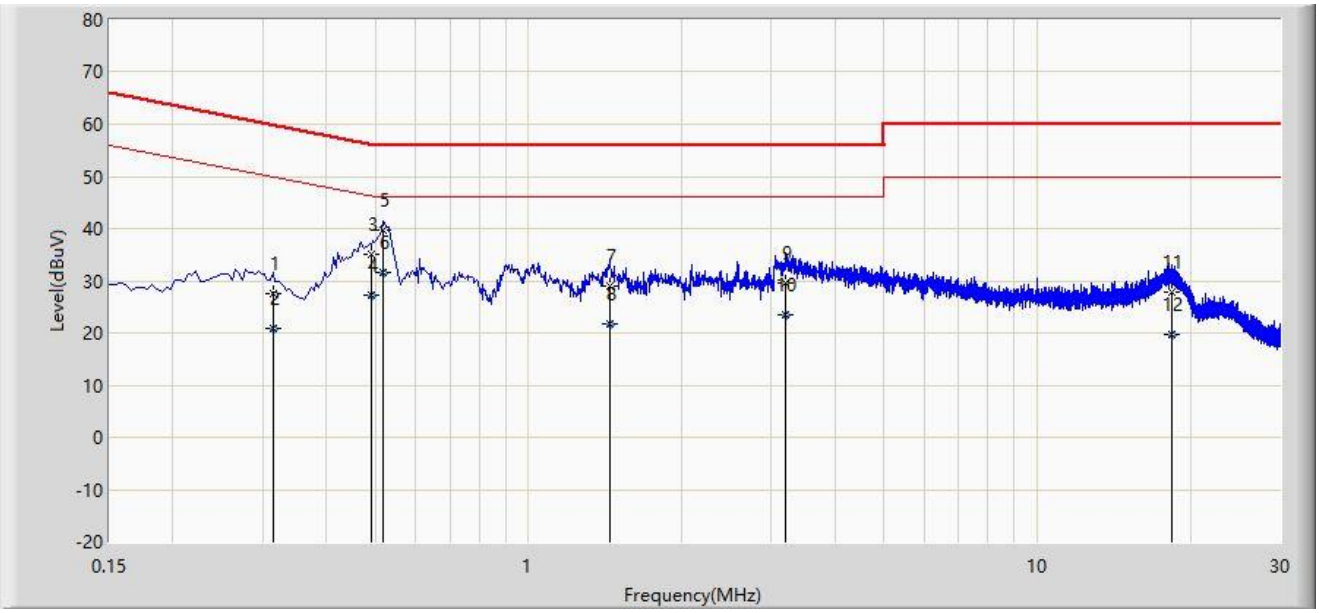

No	Mark	Frequency (MHz)	Measure Level (dBμV)	Reading Level (dBμV)	Margin (dB)	Limit (dBμV)	Factor (dB)	Type
1		0.314	27.669	17.735	-32.195	59.864	9.934	QP
2		0.314	20.726	10.793	-29.138	49.864	9.934	AV
3		0.490	34.985	25.280	-21.190	56.175	9.705	QP
4		0.490	27.338	17.633	-18.838	46.175	9.705	AV
5		0.518	39.673	29.954	-16.327	56.000	9.720	QP
6	*	0.518	31.550	21.830	-14.450	46.000	9.720	AV
7		1.446	29.021	19.268	-26.979	56.000	9.753	QP
8		1.446	21.760	12.007	-24.240	46.000	9.753	AV
9		3.206	29.449	19.629	-26.551	56.000	9.819	QP
10		3.206	23.417	13.597	-22.583	46.000	9.819	AV
11		18.406	27.782	17.376	-32.218	60.000	10.406	QP
12		18.406	19.607	9.200	-30.393	50.000	10.406	AV

Note: Measure Level (dBμV) = Reading Level (dBμV) + Factor (dB)

Factor (dB) = Cable Loss (dB) + LISN Factor (dB)

Site: NS-SR2	Test Date: 2022/05/23
Limit: FCC_Part15.207_CE_AC Power	Engineer: Ryan Cai
Probe: ENV216_102493_150KHz~30MHz	Polarity: Neutral
EUT: Mobile Computer	Power: AC 120V/60Hz
Test Mode: Transmit by BLE – 1Mbps at 2480MHz	

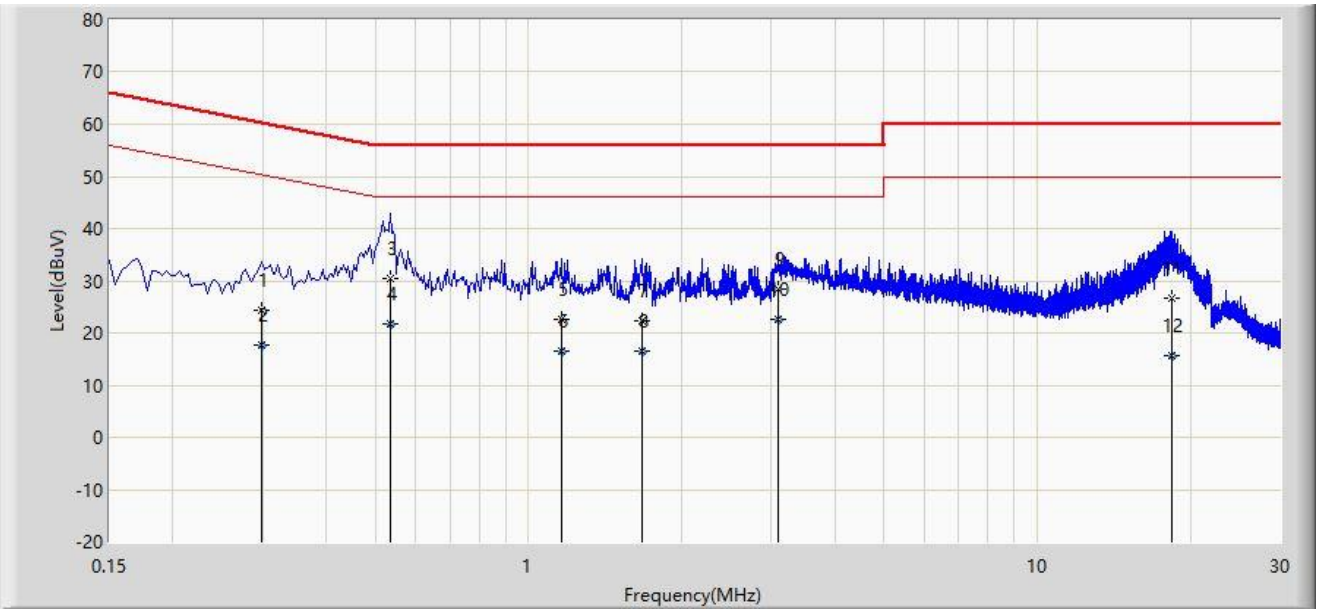

No	Mark	Frequency (MHz)	Measure Level (dBμV)	Reading Level (dBμV)	Margin (dB)	Limit (dBμV)	Factor (dB)	Type
1		0.298	24.236	14.231	-36.062	60.298	10.005	QP
2		0.298	17.655	7.650	-32.643	50.298	10.005	AV
3		0.534	30.577	20.885	-25.423	56.000	9.692	QP
4		0.534	21.708	12.017	-24.292	46.000	9.692	AV
5		1.158	22.548	12.837	-33.452	56.000	9.712	QP
6		1.158	16.446	6.734	-29.554	46.000	9.712	AV
7		1.674	22.449	12.715	-33.551	56.000	9.734	QP
8		1.674	16.476	6.742	-29.524	46.000	9.734	AV
9		3.090	28.411	18.623	-27.589	56.000	9.788	QP
10	*	3.090	22.514	12.726	-23.486	46.000	9.788	AV
11		18.326	26.789	16.309	-33.211	60.000	10.480	QP
12		18.326	15.662	5.183	-34.338	50.000	10.480	AV

Note: Measure Level (dBμV) = Reading Level (dBμV) + Factor (dB)

Factor (dB) = Cable Loss (dB) + LISN Factor (dB)

Appendix B - Test Setup Photograph

Refer to “2203RSU084-UT” file.

Appendix C - EUT Photograph

Refer to “2203RSU084-UE” file.

The End