5MHz Channel Bandwidth

Channel 23035 (701.5MHz)

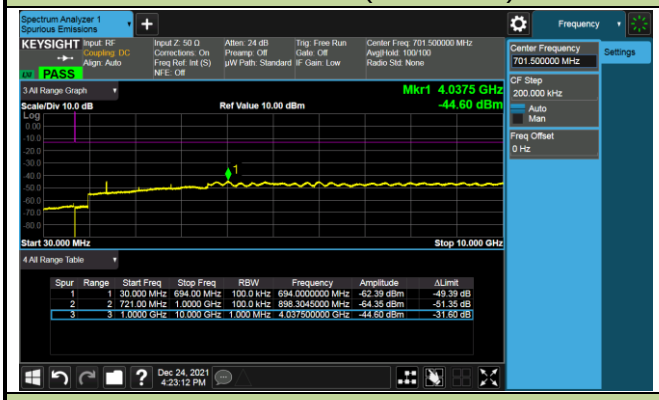

Channel 23095 (707.5MHz)

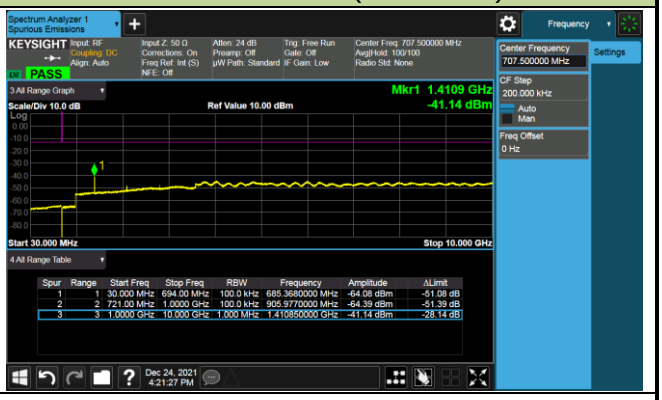

Channel 23165 (714.5MHz)

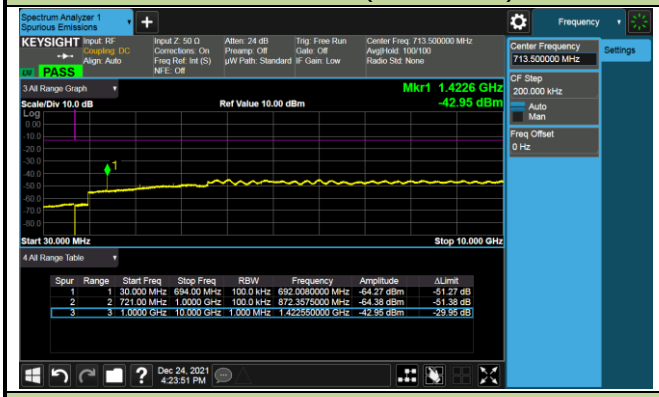

10MHz Channel Bandwidth

Channel 23060 (704.0MHz)

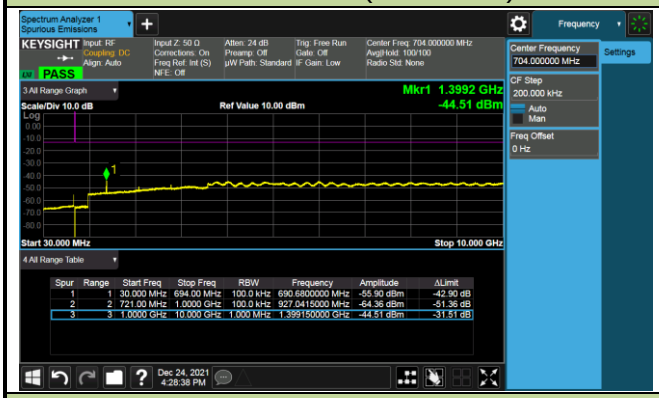

Channel 23095 (707.5MHz)

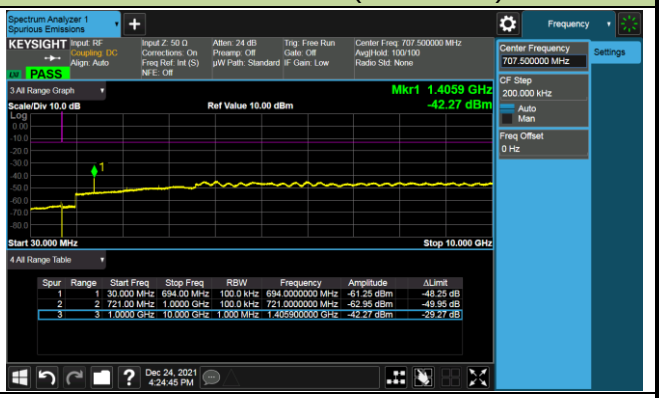

Channel 23130 (711.0MHz)

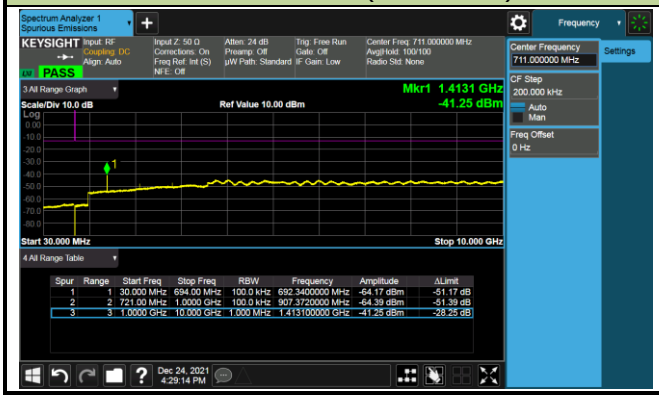

Product	Mobile Computer	Test Site	SIP-SR1
Test Engineer	Candy Luo	Test Date	2021/12/24
Test Band	LTE Band 13_1RB_QPSK		

Channel	Frequency (MHz)	Channel Bandwidth (MHz)	Frequency Range (MHz)	Max Spurious Emissions (dBm)	Limit (dBm)	Result
23205	779.5	5	30 ~ 10000	-44.44	≤ -13.00	Pass
23230	782.0	5	30 ~ 10000	-43.95	≤ -13.00	Pass
23255	784.5	5	30 ~ 10000	-44.64	≤ -13.00	Pass
23230	782.0	10	30 ~ 10000	-44.32	≤ -13.00	Pass

Note: Spurious emissions within 9kHz – 30MHz were found more than 20dB below limit line.

5MHz Channel Bandwidth

Channel 23205 (779.5MHz)

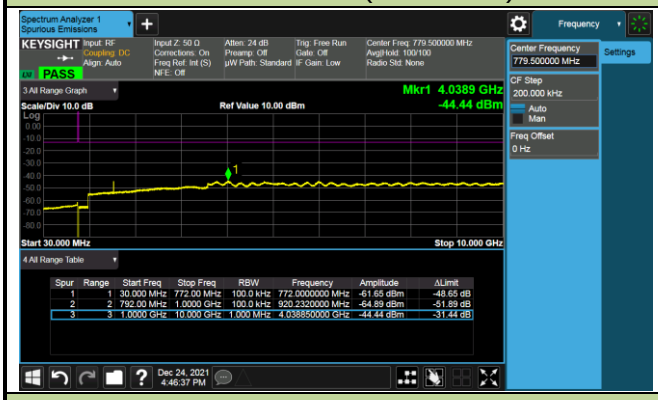

Channel 23230 (782MHz)

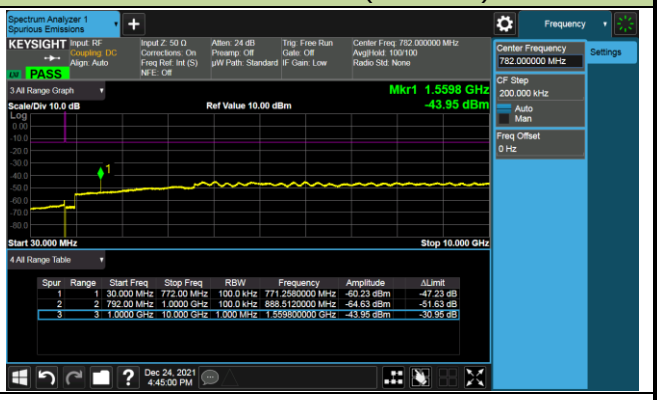

Channel 23255 (784.5MHz)

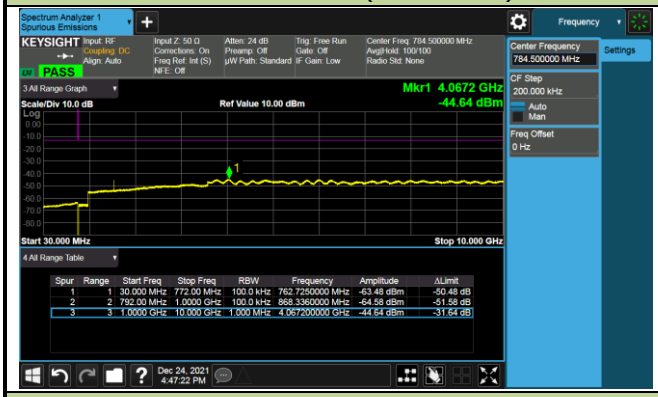

10MHz Channel Bandwidth

Channel 23230 (782.0MHz)

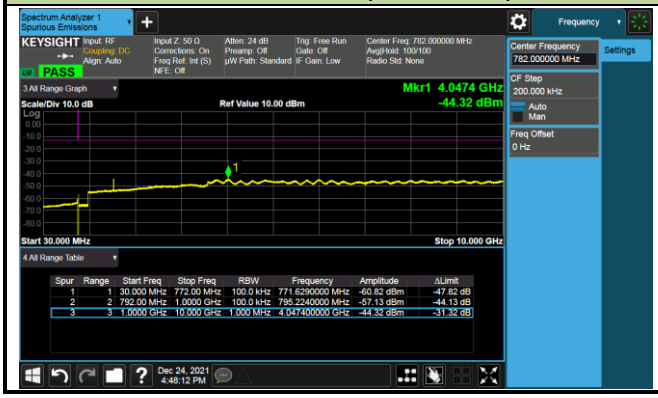

Product	Mobile Computer	Test Site	SIP-SR1
Test Engineer	Candy Luo	Test Date	2022/01/06
Test Band	LTE Band 17_1RB_QPSK		

Channel	Frequency (MHz)	Channel Bandwidth (MHz)	Frequency Range (MHz)	Max Spurious Emissions (dBm)	Limit (dBm)	Result
23755	706.5	5	30 ~ 8000	-38.22	≤ -13.00	Pass
23790	710.0	5	30 ~ 8000	-39.87	≤ -13.00	Pass
23825	713.5	5	30 ~ 8000	-40.53	≤ -13.00	Pass
23780	709.0	10	30 ~ 8000	-40.91	≤ -13.00	Pass
23790	710.0	10	30 ~ 8000	-39.91	≤ -13.00	Pass
23800	711.0	10	30 ~ 8000	-39.35	≤ -13.00	Pass

Note: Spurious emissions within 9kHz – 30MHz were found more than 20dB below limit line.

5MHz Channel Bandwidth	
Channel 23755 (706.5MHz)	Channel 23790(710.0MHz)
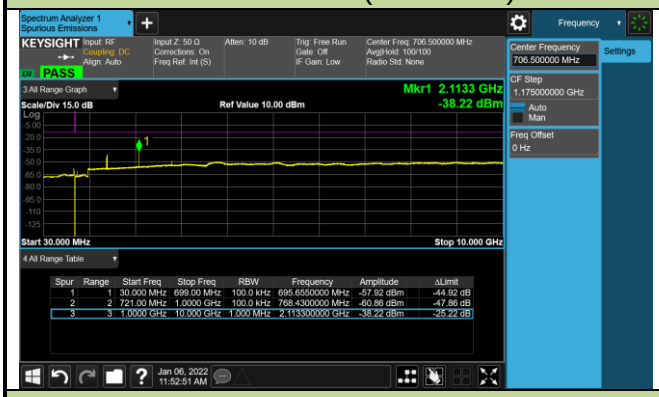	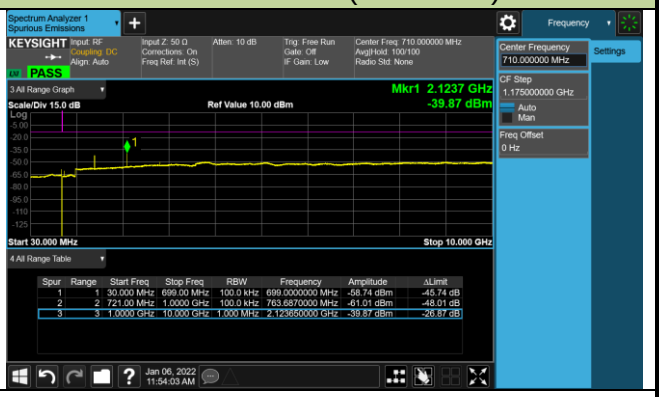
Channel 23825 (713.5MHz)	
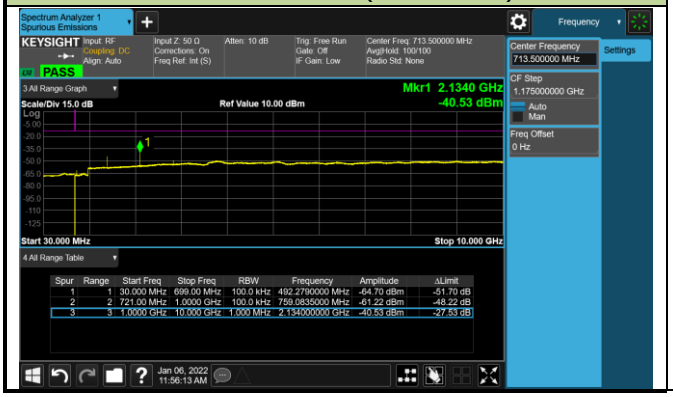	

10MHz Channel Bandwidth	
Channel 23780 (709.0MHz)	Channel 23790(710.0MHz)
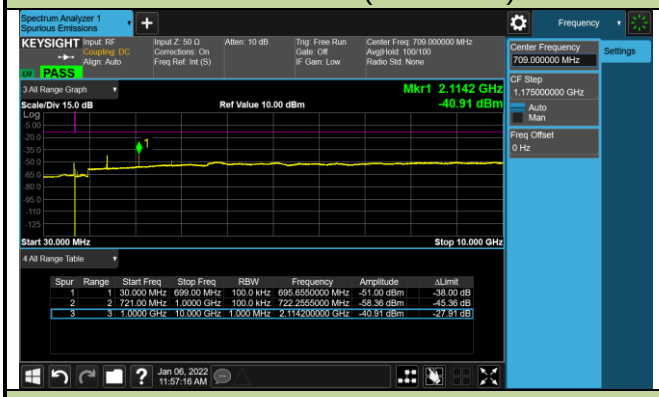	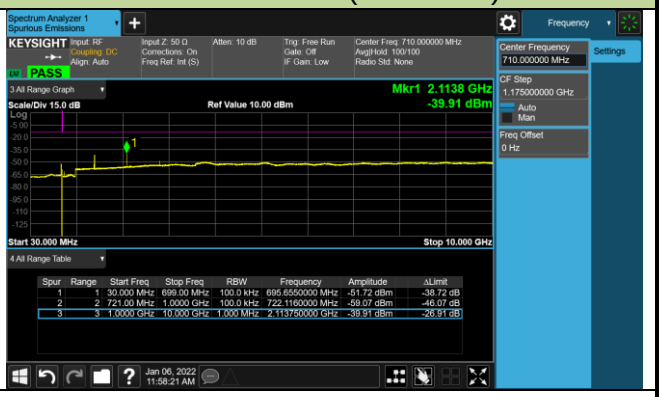
Channel 23800 (711MHz)	
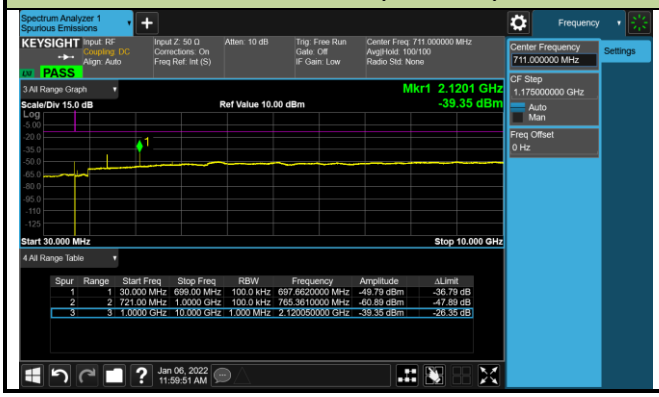	

Product	Mobile Computer	Test Site	SIP-SR1
Test Engineer	Candy Luo	Test Date	2021/12/25
Test Band	LTE Band 38/41_1RB_QPSK		

Channel	Frequency (MHz)	Channel Bandwidth (MHz)	Frequency Range (MHz)	Max Spurious Emissions (dBm)	Limit (dBm)	Result
39675	2498.50	5	30 ~ 27000	-34.83	≤ -25.00	Pass
40620	2593.00	5	30 ~ 27000	-39.75	≤ -25.00	Pass
40565	2687.50	5	30 ~ 27000	-38.16	≤ -25.00	Pass
39700	2501.00	10	30 ~ 27000	-36.86	≤ -25.00	Pass
40620	2593.00	10	30 ~ 27000	-39.79	≤ -25.00	Pass
41540	2685.00	10	30 ~ 27000	-38.25	≤ -25.00	Pass
39725	2503.50	15	30 ~ 27000	-39.76	≤ -25.00	Pass
40620	2593.00	15	30 ~ 27000	-39.69	≤ -25.00	Pass
41515	2682.50	15	30 ~ 27000	-39.39	≤ -25.00	Pass
39750	2506.00	20	30 ~ 27000	-39.88	≤ -25.00	Pass
40620	2593.00	20	30 ~ 27000	-39.70	≤ -25.00	Pass
41490	2680.00	20	30 ~ 27000	-39.83	≤ -25.00	Pass

Note: Spurious emissions within 9kHz – 30MHz were found more than 20dB below limit line.

5MHz Channel Bandwidth

Channel 39675 (2498.5MHz)

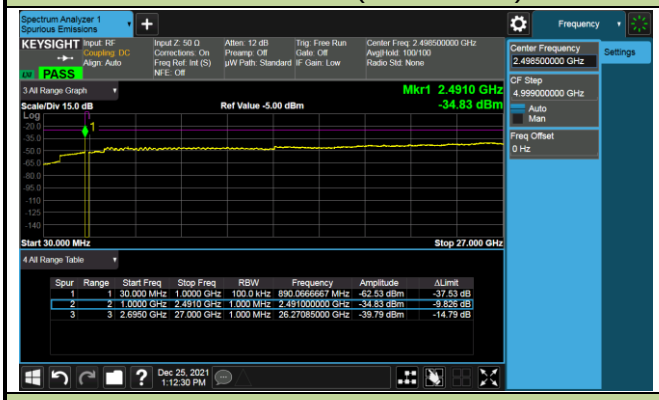

Channel 40620 (2593MHz)

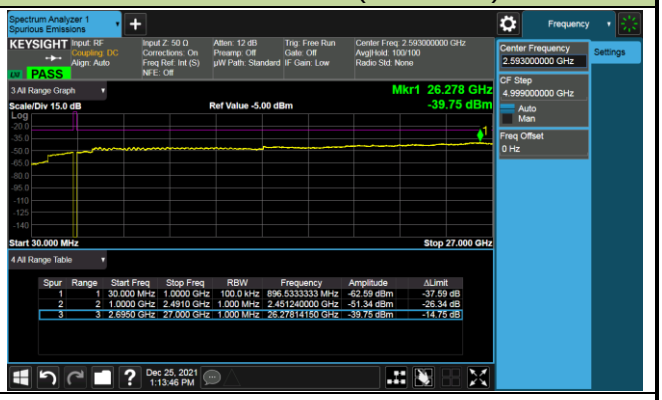

Channel 40565 (2687.5MHz)

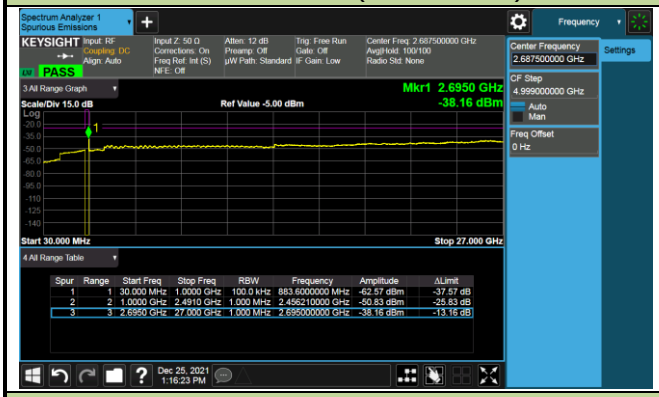

10MHz Channel Bandwidth

Channel 39700 (2501MHz)

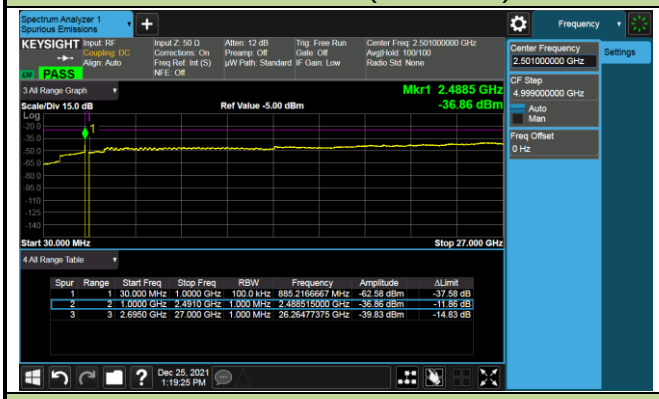

Channel 40620 (2593MHz)

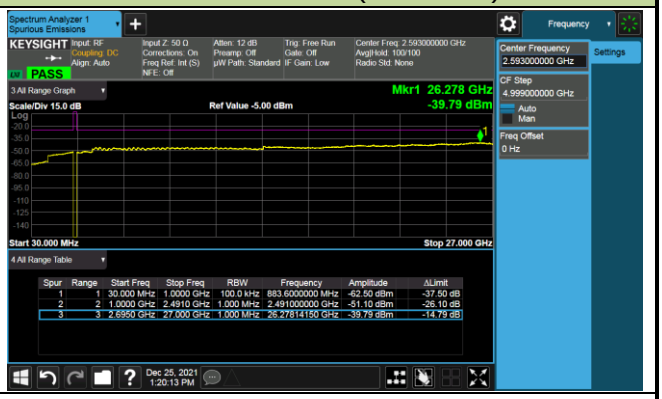

Channel 41540 (2685MHz)

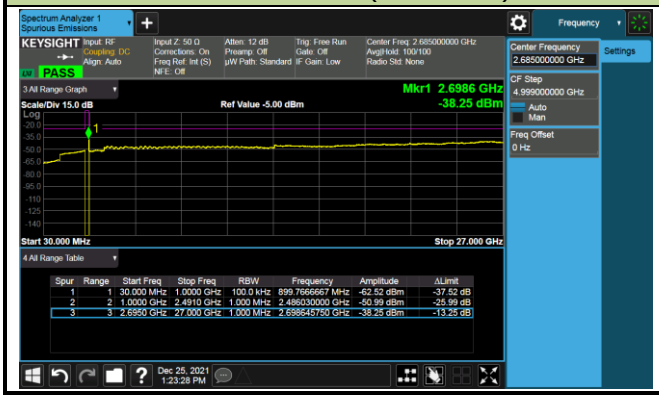

15MHz Channel Bandwidth

Channel 39725 (2503.5MHz)

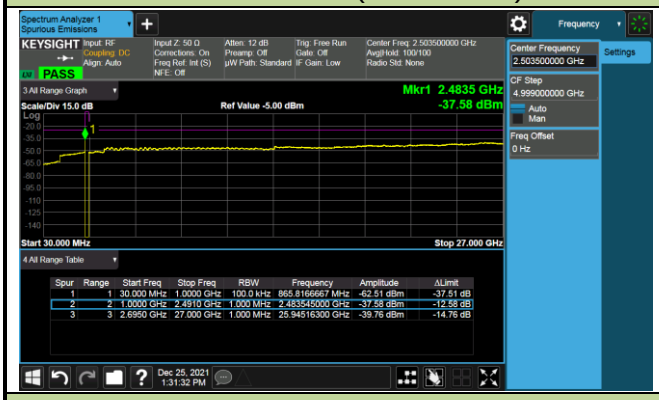

Channel 40620 (2593MHz)

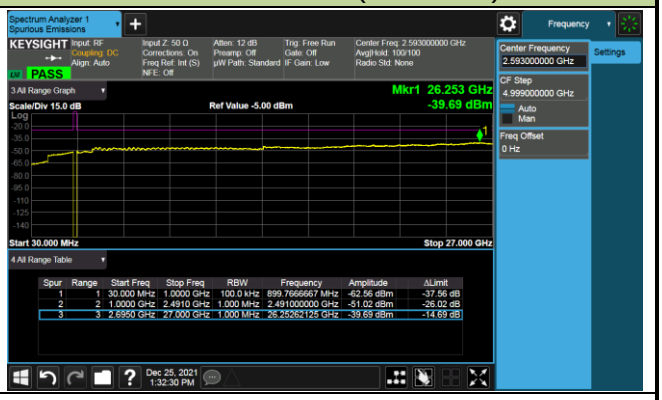

Channel 41515 (2682.5MHz)

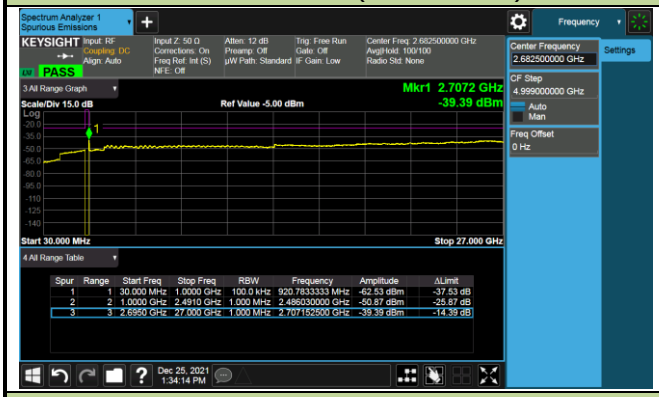

20MHz Channel Bandwidth

Channel 39750 (2506MHz)

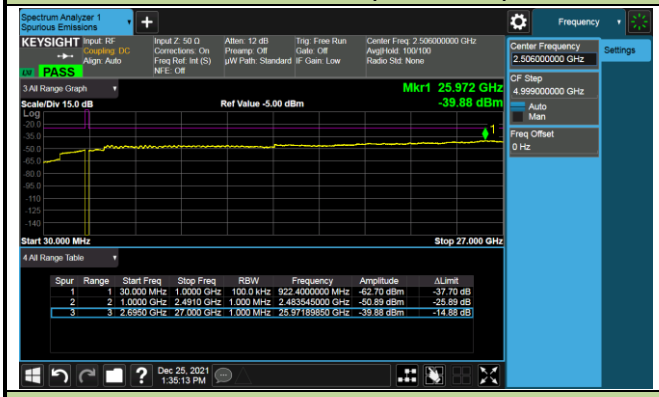

Channel 40620 (2593MHz)

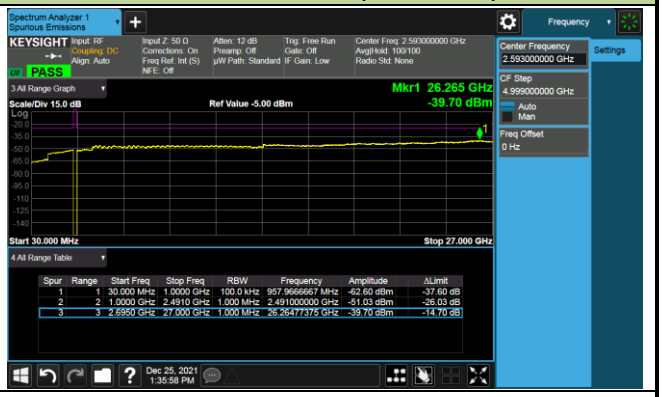

Channel 41490 (2680MHz)

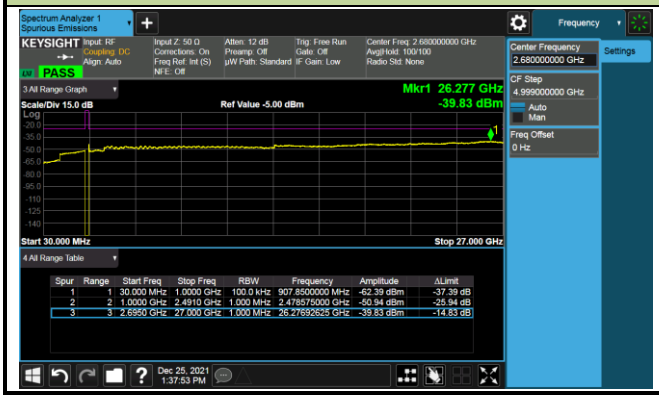

5.8. Radiated Spurious Emission Measurement

5.8.1.Test Limit

The power of any emission outside of theauthorized operating frequency ranges must be attenuated below the transmitting power (P) by a factorof at least 43 + 10 log(P) dB. The emission limit equal to -13dBm.

For Band 7, 38/41, the powerof any emission outside of the authorized operating frequency ranges must be attenuated below the transmitting power (P) by a factor of at least 55 + 10 log(P) dB. The emission limit equal to -25dBm.

For LTE Band 13, For operations in the 746-758 MHz, 775-788 MHz, and 805-806 MHz bands, emissions in the band 1559-1610 MHz shall be limited to -70 dBW/MHz (-40dBm/MHz) equivalent isotropically radiated power (EIRP) for wideband signals, and -80 dBW (-50dBm) EIRP for discrete emissions of less than 700 Hz bandwidth.

E (dBμV/m) = EIRP (dBm) - 20 log D + 104.8; where D is the measurement distance in meters. The emission limit equal to 82.3dBμV/m or 70.3dBμV/m.

5.8.2.Test Procedure

ANSI C63.26-2015 - Section 5.2.7 & 5.5

5.8.3.Test Setting

1. RBW = 1MHz
2. VBW ≥ 3*RBW
3. Sweep time ≥ 10 × (number of points in sweep) × (transmission symbol period)
4. Detector = Peak
5. Trace mode = max hold
6. The trace was allowed to stabilize

5.8.4.Test Setup

Below 1GHz Test Setup:

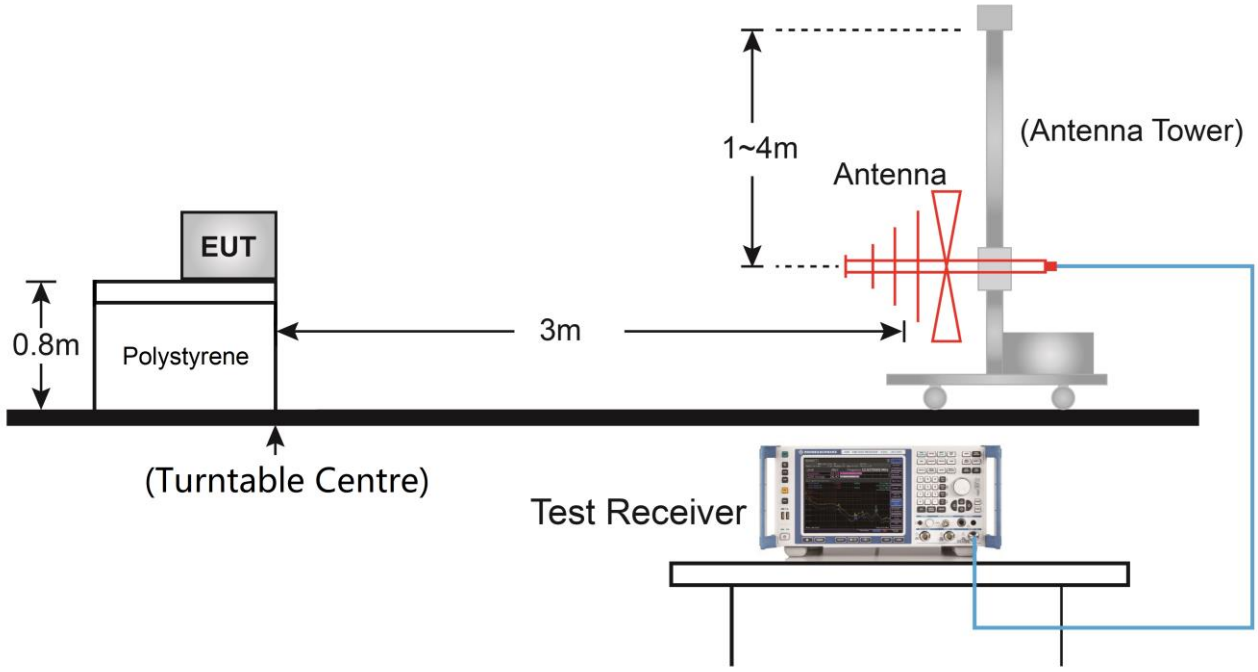

Above 1GHz Test Setup:

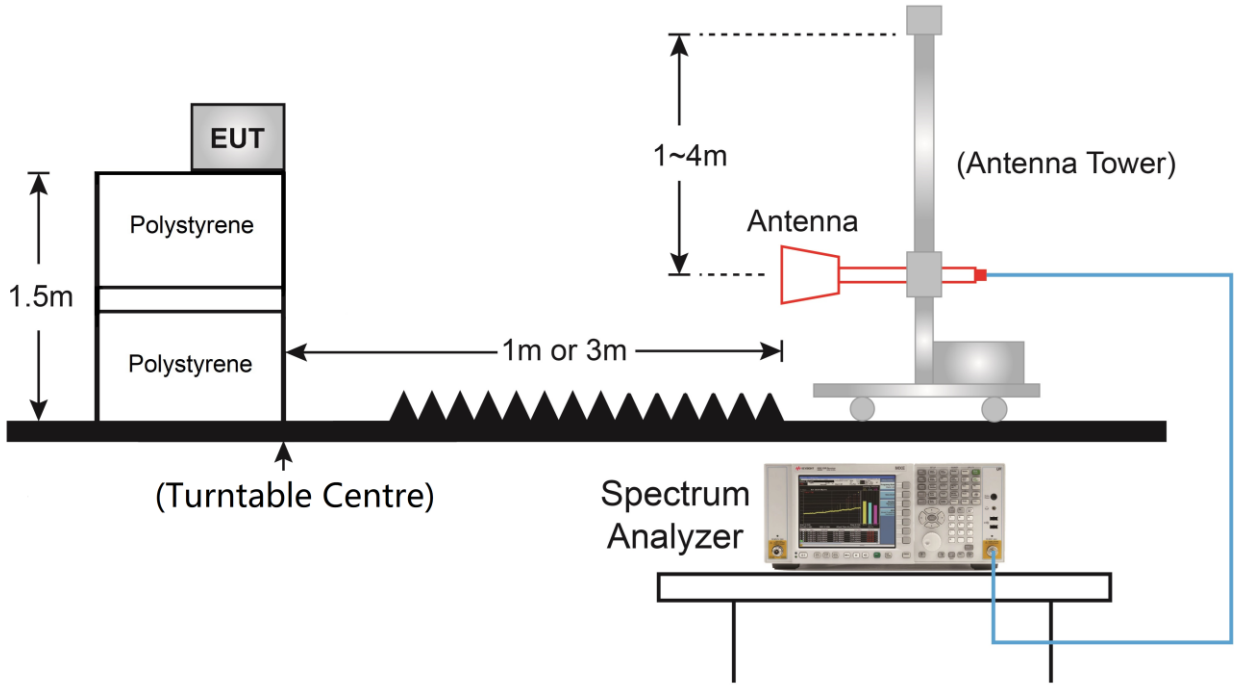

5.8.5.Test Result

Product	Mobile Computer	Test Site	SIP-AC2
Test Engineer	Allen Zou	Test Date	2021/12/23~2021/12/28
Test Band	LTE Band 2/25_1RB_QPSK		

Frequency (MHz)	Reading Level (dBμV)	Factor (dB)	Measure Level (dBμV/m)	Limit (dBμV/m)	Margin (dB)	Detector	Polarization
Low Channel							
117.8	20.3	15.7	36.0	82.3	-57.0	Peak	Horizontal
990.8	2.8	29.8	32.6	82.3	-49.6	Peak	Horizontal
43.1	13.4	18.2	31.6	82.3	-47.0	Peak	Vertical
117.8	15.4	15.7	31.1	82.3	-50.3	Peak	Vertical
3711.5	59.6	-10.7	48.9	82.3	-39.7	Peak	Horizontal
17991.5	47.5	5.6	53.1	82.3	-36.4	Peak	Horizontal
3711.5	61.7	-10.7	51.0	82.3	-39.9	Peak	Vertical
18000.0	46.0	5.6	51.6	82.3	-37.8	Peak	Vertical
Middle Channel							
117.8	19.2	15.7	34.9	82.3	-47.4	Peak	Horizontal
938.9	2.1	30.1	32.2	82.3	-50.1	Peak	Horizontal
42.1	14.8	18.1	32.9	82.3	-49.4	Peak	Vertical
117.8	14.4	15.7	30.1	82.3	-52.2	Peak	Vertical
3762.5	61.4	-10.6	50.8	82.3	-31.5	Peak	Horizontal
17473.0	46.3	5.0	51.3	82.3	-31.0	Peak	Horizontal
7519.5	54.5	-6.2	48.3	82.3	-34.0	Peak	Vertical
16784.5	46.1	4.7	50.8	82.3	-31.5	Peak	Vertical
High Channel							
117.8	17.8	15.7	33.5	82.3	-48.8	Peak	Horizontal
958.3	2.5	30.1	32.6	82.3	-49.7	Peak	Horizontal
42.1	12.9	18.1	31.0	82.3	-51.3	Peak	Vertical
60.6	12.4	17.2	29.6	82.3	-52.7	Peak	Vertical
3813.5	62.0	-10.5	51.5	82.3	-30.8	Peak	Horizontal
17974.5	46.6	5.5	52.1	82.3	-30.2	Peak	Horizontal
7630.0	57.3	-5.9	51.4	82.3	-30.9	Peak	Vertical
17847.0	46.3	5.4	51.7	82.3	-30.6	Peak	Vertical

Note: Measure Level (dBμV/m) = Reading Level (dBμV) + Factor (dB).

Factor (dB/m) = Cable Loss (dB) + Antenna Factor (dB/m)

Product	Mobile Computer	Test Site	SIP-AC2
Test Engineer	Allen Zou	Test Date	2021/12/23~2021/12/28
Test Band	LTE Band 4/66_1RB_QPSK		

Frequency (MHz)	Reading Level (dBμV)	Factor (dB)	Measure Level (dBμV/m)	Limit (dBμV/m)	Margin (dB)	Detector	Polarization
Low Channel							
117.3	15.5	15.6	31.1	82.3	-51.2	Peak	Horizontal
910.8	2.0	29.6	31.6	82.3	-50.7	Peak	Horizontal
42.6	12.2	18.1	30.3	82.3	-52.0	Peak	Vertical
60.6	12.5	17.2	29.7	82.3	-52.6	Peak	Vertical
3533.0	57.1	-11.3	45.8	82.3	-36.5	Peak	Horizontal
17762.0	46.4	5.6	52.0	82.3	-30.3	Peak	Horizontal
3533.0	57.1	-11.3	45.8	82.3	-36.5	Peak	Vertical
17762.0	46.4	5.6	52.0	82.3	-30.3	Peak	Vertical
Middle Channel							
117.3	16.2	15.6	31.8	82.3	-50.5	Peak	Horizontal
929.2	1.6	30.0	31.6	82.3	-50.7	Peak	Horizontal
42.6	12.3	18.1	30.4	82.3	-51.9	Peak	Vertical
60.6	12.5	17.2	29.7	82.3	-52.6	Peak	Vertical
3541.5	57.1	-11.2	45.9	82.3	-36.4	Peak	Horizontal
16776.0	46.4	4.8	51.2	82.3	-31.1	Peak	Horizontal
7086.0	55.5	-6.8	48.7	82.3	-33.6	Peak	Vertical
17898.0	47.4	5.2	52.6	82.3	-29.7	Peak	Vertical
High Channel							
116.8	15.7	15.6	31.3	82.3	-51.0	Peak	Horizontal
928.2	1.9	29.9	31.8	82.3	-50.5	Peak	Horizontal
42.6	12.6	18.1	30.7	82.3	-51.6	Peak	Vertical
59.6	13.6	17.3	30.9	82.3	-51.4	Peak	Vertical
3550.0	60.0	-11.2	48.8	82.3	-33.5	Peak	Horizontal
17966.0	46.5	5.4	51.9	82.3	-30.4	Peak	Horizontal
7103.0	58.0	-6.7	51.3	82.3	-31.0	Peak	Vertical
17796.0	46.1	5.5	51.6	82.3	-30.7	Peak	Vertical

Note: Measure Level (dBμV/m) = Reading Level (dBμV) + Factor (dB).

Factor (dB/m) = Cable Loss (dB) + Antenna Factor (dB/m)

Product	Mobile Computer	Test Site	SIP-AC2
Test Engineer	Allen Zou	Test Date	2021/12/23~2021/12/28
Test Band	LTE Band 5/26_1RB_QPSK		

Frequency (MHz)	Reading Level (dBμV)	Factor (dB)	Measure Level (dBμV/m)	Limit (dBμV/m)	Margin (dB)	Detector	Polarization
Low Channel							
117.3	16.0	15.6	31.6	82.3	-50.7	Peak	Horizontal
957.8	11.2	30.1	41.3	82.3	-41.0	Peak	Horizontal
43.1	13.9	18.2	32.1	82.3	-50.2	Peak	Vertical
959.7	11.9	30.1	42.0	82.3	-40.3	Peak	Vertical
4432.0	51.2	-9.5	41.7	82.3	-40.6	Peak	Horizontal
7028.0	50.2	-6.9	43.3	82.3	-39.0	Peak	Horizontal
3101.0	50.7	-12.4	38.3	82.3	-44.0	Peak	Vertical
4888.5	51.2	-9.3	41.9	82.3	-40.4	Peak	Vertical
Middle Channel							
117.3	15.7	15.6	31.3	82.3	-51.0	Peak	Horizontal
931.1	12.1	30.0	42.1	82.3	-40.2	Peak	Horizontal
42.6	14.2	18.1	32.3	82.3	-50.0	Peak	Vertical
952.5	12.3	30.2	42.5	82.3	-39.8	Peak	Vertical
4228.5	52.0	-9.6	42.4	82.3	-39.9	Peak	Horizontal
6159.0	51.4	-8.3	43.1	82.3	-39.2	Peak	Horizontal
4146.0	51.1	-9.7	41.4	82.3	-40.9	Peak	Vertical
6923.5	50.0	-7.0	43.0	82.3	-39.3	Peak	Vertical
High Channel							
117.3	15.8	15.6	31.4	82.3	-50.9	Peak	Horizontal
930.6	11.2	30.0	41.2	82.3	-41.1	Peak	Horizontal
42.1	14.2	18.1	32.3	82.3	-50.0	Peak	Vertical
942.8	11.4	30.1	41.5	82.3	-40.8	Peak	Vertical
4454.0	51.0	-9.5	41.5	82.3	-40.8	Peak	Horizontal
6956.5	50.6	-7.0	43.6	82.3	-38.7	Peak	Horizontal
3744.5	50.9	-10.7	40.2	82.3	-42.1	Peak	Vertical
6318.5	50.9	-7.9	43.0	82.3	-39.3	Peak	Vertical

Note: Measure Level (dBμV/m) = Reading Level (dBμV) + Factor (dB).

Factor (dB/m) = Cable Loss (dB) + Antenna Factor (dB/m)

Product	Mobile Computer	Test Site	SIP-AC2
Test Engineer	Allen Zou	Test Date	2021/12/23~2021/12/28
Test Band	LTE Band 7_1RB_QPSK		

Frequency (MHz)	Reading Level (dBμV)	Factor (dB)	Measure Level (dBμV/m)	Limit (dBμV/m)	Margin (dB)	Detector	Polarization
Low Channel							
117.3	16.0	15.6	31.6	70.3	-38.7	Peak	Horizontal
947.1	1.6	30.2	31.8	70.3	-38.5	Peak	Horizontal
42.6	13.4	18.1	31.5	70.3	-38.8	Peak	Vertical
60.6	12.5	17.2	29.7	70.3	-40.6	Peak	Vertical
7502.5	51.4	-6.3	45.1	70.3	-25.2	Peak	Horizontal
10001.5	55.0	-3.1	51.9	70.3	-18.4	Peak	Horizontal
7502.5	61.1	-6.3	54.8	70.3	-15.5	Peak	Vertical
10001.5	57.5	-3.1	54.4	70.3	-15.9	Peak	Vertical
Middle Channel							
42.6	11.4	18.1	29.5	70.3	-40.8	Peak	Horizontal
117.3	14.9	15.6	30.5	70.3	-39.8	Peak	Horizontal
42.6	12.6	18.1	30.7	70.3	-39.6	Peak	Vertical
60.6	11.4	17.2	28.6	70.3	-41.7	Peak	Vertical
7596.0	54.6	-6.0	48.6	70.3	-21.7	Peak	Horizontal
17991.5	46.4	5.6	52.0	70.3	-18.3	Peak	Horizontal
7596.0	60.0	-6.0	54.0	70.3	-16.3	Peak	Vertical
16776.0	46.8	4.8	51.6	70.3	-18.7	Peak	Vertical
High Channel							
117.3	14.4	15.6	30.0	70.3	-40.3	Peak	Horizontal
873.4	1.9	28.9	30.8	70.3	-39.5	Peak	Horizontal
42.6	12.2	18.1	30.3	70.3	-40.0	Peak	Vertical
954.4	2.0	30.2	32.2	70.3	-38.1	Peak	Vertical
7698.0	55.9	-6.1	49.8	70.3	-20.5	Peak	Horizontal
17923.5	47.0	5.4	52.4	70.3	-17.9	Peak	Horizontal
7698.0	58.9	-6.1	52.8	70.3	-17.5	Peak	Vertical
10265.0	55.9	-3.2	52.7	70.3	-17.6	Peak	Vertical

Note: Measure Level (dBμV/m) = Reading Level (dBμV) + Factor (dB).

Factor (dB/m) = Cable Loss (dB) + Antenna Factor (dB/m)

Product	Mobile Computer	Test Site	SIP-AC2
Test Engineer	Allen Zou	Test Date	2021/12/23~2021/12/28
Test Band	LTE Band 12, 1RB, QPSK		

Frequency (MHz)	Reading Level (dBμV)	Factor (dB)	Measure Level (dBμV/m)	Limit (dBμV/m)	Margin (dB)	Detector	Polarization
Low Channel							
116.8	15.6	15.6	31.2	82.3	-51.1	Peak	Horizontal
825.9	26.3	28.5	54.8	82.3	-27.5	Peak	Horizontal
54.7	15.4	17.8	33.2	82.3	-49.1	Peak	Vertical
955.9	11.5	30.1	41.6	82.3	-40.7	Peak	Vertical
3238.5	50.7	-11.8	38.9	82.3	-43.4	Peak	Horizontal
4179.0	51.0	-9.6	41.4	82.3	-40.9	Peak	Horizontal
4382.5	51.0	-9.6	41.4	82.3	-40.9	Peak	Vertical
6060.0	51.3	-8.5	42.8	82.3	-39.5	Peak	Vertical
Middle Channel							
117.8	13.9	15.7	29.6	82.3	-52.7	Peak	Horizontal
956.8	11.2	30.1	41.3	82.3	-41.0	Peak	Horizontal
43.1	13.3	18.2	31.5	82.3	-50.8	Peak	Vertical
832.2	14.1	28.4	42.5	82.3	-39.8	Peak	Vertical
3667.5	51.0	-10.8	40.2	82.3	-42.1	Peak	Horizontal
5636.5	50.9	-8.8	42.1	82.3	-40.2	Peak	Horizontal
4481.5	50.9	-9.5	41.4	82.3	-40.9	Peak	Vertical
5636.5	50.9	-8.8	42.1	82.3	-40.2	Peak	Vertical
High Channel							
117.8	15.7	15.7	31.4	82.3	-50.9	Peak	Horizontal
832.7	17.2	28.4	45.6	82.3	-36.7	Peak	Horizontal
42.6	14.2	18.1	32.3	82.3	-50.0	Peak	Vertical
961.7	11.9	30.0	41.9	82.3	-40.4	Peak	Vertical
2831.5	55.7	-13.5	42.2	82.3	-40.1	Peak	Horizontal
5125.0	50.3	-9.1	41.2	82.3	-41.1	Peak	Horizontal
4338.5	50.8	-9.5	41.3	82.3	-41.0	Peak	Vertical
5581.5	51.9	-8.9	43.0	82.3	-39.3	Peak	Vertical

Note: Measure Level (dBμV/m) = Reading Level (dBμV) + Factor (dB).

Factor (dB/m) = Cable Loss (dB) + Antenna Factor (dB/m)

Product	Mobile Computer	Test Site	SIP-AC2
Test Engineer	Allen Zou	Test Date	2021/12/23~2021/12/28
Test Band	LTE Band 13, 1RB, QPSK		

Frequency (MHz)	Reading Level (dBμV)	Factor (dB)	Measure Level (dBμV/m)	Limit (dBμV/m)	Margin (dB)	Detector	Polarization
Low Channel							
106.1	17.1	14.6	31.7	82.3	-50.6	Peak	Horizontal
955.4	11.1	30.1	41.2	82.3	-41.1	Peak	Horizontal
47.9	13.7	18.2	31.9	82.3	-50.4	Peak	Vertical
985.0	11.5	29.8	41.3	82.3	-41.0	Peak	Vertical
1594.0	51.0	-18.6	32.4	55.3	-22.9	Peak	Horizontal
10416.0	49.2	-3.1	46.1	82.3	-36.2	Peak	Horizontal
1594.0	49.8	-18.6	31.2	55.3	-24.1	Peak	Vertical
10212.5	48.7	-3.1	45.6	82.3	-36.7	Peak	Vertical
Middle Channel							
106.1	18.7	14.6	33.3	82.3	-49.0	Peak	Horizontal
947.6	12.4	30.2	42.6	82.3	-39.7	Peak	Horizontal
37.3	16.0	17.5	33.5	82.3	-48.8	Peak	Vertical
925.3	13.4	29.9	43.3	82.3	-39.0	Peak	Vertical
1588.5	50.1	-18.6	31.5	55.3	-23.8	Peak	Horizontal
9871.5	49.0	-3.0	46.0	82.3	-36.3	Peak	Horizontal
1583.0	50.1	-18.6	31.5	55.3	-23.8	Peak	Vertical
10174.0	48.7	-3.1	45.6	82.3	-36.7	Peak	Vertical
High Channel							
105.7	20.6	14.5	35.1	82.3	-47.2	Peak	Horizontal
937.4	14.0	30.0	44.0	82.3	-38.3	Peak	Horizontal
37.8	15.3	17.6	32.9	82.3	-49.4	Peak	Vertical
965.1	12.7	30.0	42.7	82.3	-39.6	Peak	Vertical
1588.5	51.1	-18.6	32.5	55.3	-22.8	Peak	Horizontal
10729.5	49.4	-3.0	46.4	82.3	-35.9	Peak	Horizontal
1583.0	49.3	-18.6	30.7	55.3	-24.6	Peak	Vertical
10014.5	48.8	-3.2	45.6	82.3	-36.7	Peak	Vertical

Note: Measure Level (dBμV/m) = Reading Level (dBμV) + Factor (dB).

Factor (dB/m) = Cable Loss (dB) + Antenna Factor (dB/m)

Product	Mobile Computer	Test Site	SIP-AC2
Test Engineer	Allen Zou	Test Date	2021/12/23~2021/12/28
Test Band	LTE Band 17, 1RB, QPSK		

Frequency (MHz)	Reading Level (dBμV)	Factor (dB)	Measure Level (dBμV/m)	Limit (dBμV/m)	Margin (dB)	Detector	Polarization
Low Channel							
105.7	19.5	14.5	34.0	82.3	-48.3	Peak	Horizontal
931.1	12.6	30.0	42.6	82.3	-39.7	Peak	Horizontal
38.2	16.0	17.6	33.6	82.3	-48.7	Peak	Vertical
969.9	13.6	29.9	43.5	82.3	-38.8	Peak	Vertical
4971.0	51.1	-9.3	41.8	82.3	-40.5	Peak	Horizontal
6307.5	50.4	-8.0	42.4	82.3	-39.9	Peak	Horizontal
4481.5	50.8	-9.5	41.3	82.3	-41.0	Peak	Vertical
6912.5	51.1	-7.0	44.1	82.3	-38.2	Peak	Vertical
Middle Channel							
106.1	19.7	14.6	34.3	82.3	-48.0	Peak	Horizontal
979.1	13.5	29.9	43.4	82.3	-38.9	Peak	Horizontal
36.3	14.8	17.4	32.2	82.3	-50.1	Peak	Vertical
988.8	14.6	29.8	44.4	82.3	-37.9	Peak	Vertical
2831.5	53.9	-13.5	40.4	82.3	-41.9	Peak	Horizontal
4305.5	51.8	-9.6	42.2	82.3	-40.1	Peak	Horizontal
4520.0	51.4	-9.4	42.0	82.3	-40.3	Peak	Vertical
6214.0	50.9	-8.2	42.7	82.3	-39.6	Peak	Vertical
High Channel							
105.7	20.1	14.5	34.6	82.3	-47.7	Peak	Horizontal
926.8	12.2	29.9	42.1	82.3	-40.2	Peak	Horizontal
53.8	16.1	17.9	34.0	82.3	-48.3	Peak	Vertical
942.8	12.9	30.1	43.0	82.3	-39.3	Peak	Vertical
2848.0	53.9	-13.5	40.4	82.3	-41.9	Peak	Horizontal
4333.0	51.7	-9.4	42.3	82.3	-40.0	Peak	Horizontal
1775.5	63.1	-17.4	45.7	82.3	-36.6	Peak	Vertical
4377.0	51.2	-9.6	41.6	82.3	-40.7	Peak	Vertical

Note: Measure Level (dBμV/m) = Reading Level (dBμV) + Factor (dB).

Factor (dB/m) = Cable Loss (dB) + Antenna Factor (dB/m)

Product	Mobile Computer	Test Site	SIP-AC2
Test Engineer	Allen Zou	Test Date	2021/12/23~2021/12/28
Test Band	LTE Band 38/41, 1RB, QPSK		

Frequency (MHz)	Reading Level (dBμV)	Factor (dB)	Measure Level (dBμV/m)	Limit (dBμV/m)	Margin (dB)	Detector	Polarization
Low Channel							
105.7	18.4	14.5	32.9	70.3	-37.4	Peak	Horizontal
119.7	15.4	15.8	31.2	70.3	-39.1	Peak	Horizontal
31.5	14.1	16.6	30.7	70.3	-39.6	Peak	Vertical
52.3	13.2	18.0	31.2	70.3	-39.1	Peak	Vertical
10061.0	51.7	-3.4	48.3	70.3	-22.0	Peak	Horizontal
16776.0	46.5	4.8	51.3	70.3	-19.0	Peak	Horizontal
10061.0	52.2	-3.4	48.8	70.3	-21.5	Peak	Vertical
17481.5	46.9	5.0	51.9	70.3	-18.4	Peak	Vertical
Middle Channel							
105.7	18.9	14.5	33.4	70.3	-36.9	Peak	Horizontal
947.6	2.9	30.2	33.1	70.3	-37.2	Peak	Horizontal
53.3	15.2	17.9	33.1	70.3	-37.2	Peak	Vertical
931.1	2.5	30.0	32.5	70.3	-37.8	Peak	Vertical
7774.5	53.7	-5.9	47.8	70.3	-22.5	Peak	Horizontal
16147.0	45.8	4.0	49.8	70.3	-20.5	Peak	Horizontal
7774.5	54.5	-5.9	48.6	70.3	-21.7	Peak	Vertical
16776.0	46.7	4.8	51.5	70.3	-18.8	Peak	Vertical
High Channel							
105.7	19.1	14.5	33.6	70.3	-36.7	Peak	Horizontal
958.8	3.5	30.1	33.6	70.3	-36.7	Peak	Horizontal
31.5	14.2	16.6	30.8	70.3	-39.5	Peak	Vertical
943.3	2.7	30.1	32.8	70.3	-37.5	Peak	Vertical
8055.0	50.9	-5.4	45.5	70.3	-24.8	Peak	Horizontal
17923.5	46.3	5.4	51.7	70.3	-18.6	Peak	Horizontal
5369.0	57.6	-9.0	48.6	70.3	-21.7	Peak	Vertical
8055.0	54.3	-5.4	48.9	70.3	-21.4	Peak	Vertical

Note: Measure Level (dBμV/m) = Reading Level (dBμV) + Factor (dB).

Factor (dB/m) = Cable Loss (dB) + Antenna Factor (dB/m)

Product	Mobile Computer	Test Site	SIP-AC2
Test Engineer	Allen Zou	Test Date	2021/12/23~2021/12/28
Test Band	LTE Band 71, 1RB, QPSK		

Frequency (MHz)	Reading Level (dBμV)	Factor (dB)	Measure Level (dBμV/m)	Limit (dBμV/m)	Margin (dB)	Detector	Polarization
Low Channel							
618.3	22.0	26.7	48.7	82.3	-33.6	Peak	Horizontal
874.9	18.1	29.9	48.0	82.3	-34.3	Peak	Horizontal
873.9	26.9	29.9	56.8	82.3	-25.5	Peak	Vertical
970.4	27.2	30.8	58.0	82.3	-24.3	Peak	Vertical
1323.0	62.6	-21.9	40.7	82.3	-41.6	Peak	Horizontal
4621.0	52.0	-11.0	41.0	82.3	-41.3	Peak	Horizontal
1323.0	58.3	-21.9	36.4	82.3	-45.9	Peak	Vertical
3524.5	52.7	-13.0	39.7	82.3	-42.6	Peak	Vertical
Middle Channel							
829.3	28.1	29.5	57.6	82.3	-24.7	Peak	Horizontal
960.2	27.5	30.6	58.1	82.3	-24.2	Peak	Horizontal
890.9	27.9	29.9	57.8	82.3	-24.5	Peak	Vertical
999.0	27.6	31.2	58.8	82.3	-23.5	Peak	Vertical
1348.5	58.5	-21.7	36.8	82.3	-45.5	Peak	Horizontal
3762.5	51.5	-12.4	39.1	82.3	-43.2	Peak	Horizontal
1348.5	55.7	-21.7	34.0	82.3	-48.3	Peak	Vertical
3439.5	52.2	-13.1	39.1	82.3	-43.2	Peak	Vertical
Top CH 23825 (713.5MHz)							
869.1	28.1	29.9	58.0	82.3	-24.3	Peak	Horizontal
995.2	27.5	31.2	58.7	82.3	-23.6	Peak	Horizontal
889.9	29.0	29.9	58.9	82.3	-23.4	Peak	Vertical
993.2	27.0	31.2	58.2	82.3	-24.1	Peak	Vertical
3244.0	52.2	-13.5	38.7	82.3	-43.6	Peak	Horizontal
4629.5	51.9	-11.0	40.9	82.3	-41.4	Peak	Horizontal
1391.0	56.3	-21.6	34.7	82.3	-47.6	Peak	Vertical
2436.5	55.2	-16.8	38.4	82.3	-43.9	Peak	Vertical

Note: Measure Level (dBμV/m) = Reading Level (dBμV) + Factor (dB).

Factor (dB/m) = Cable Loss (dB) + Antenna Factor (dB/m)

Appendix A - Test Setup Photograph

Refer to “2111RSU064-UT” file.

Appendix B - EUT Photograph

Refer to “2111RSU064-UE” file.

The End