D2600V2, Serial No. 1061 Extended Dipole Calibrations

Referring to KDB 865664 D01 v01r02, if dipoles are verified in return loss (<-20dB, within 20% of prior calibration), and in impedance (within 5 ohm of prior calibration), the annual calibration is not necessary and the calibration interval can be extended.

2600V2 – serial no. 1061												
	2600 Head						2600 Body					
Date of Measurement	Return-Loss (dB)	Delta (%)	Real Impedance (ohm)	Delta (ohm)	Imaginary Impedance (ohm)	Delta (ohm)	Return-Loss (dB)	Delta (%)	Real Impedance (ohm)	Delta (ohm)	Imaginary Impedance (ohm)	Delta (ohm)
2018.12.07	-23.1		49.8		-7		-22.8		45.6		-5.41	
2019.11.27	-23.0	0.00	48.9	0.90	-6.83	0.17	-22.6	0.01	44.6	1	-5.29	0.12

<Justification of the extended calibration>

The return loss is < -20dB, within 20% of prior calibration; the impedance is within 5 ohm of prior calibration. Therefore the verification result should support extended calibration.

Dipole Verification Data> D2600V2, serial no. 1061

2600MHz – Head

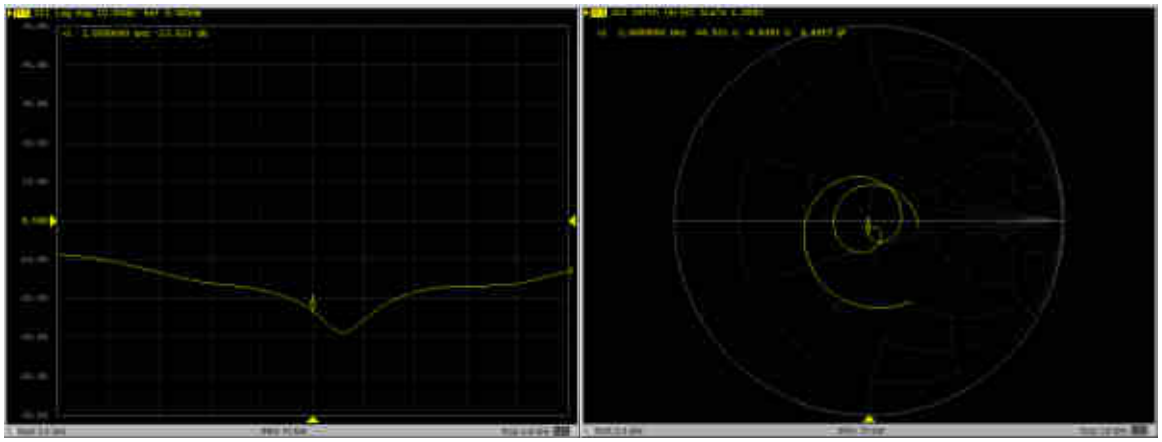

2600MHz – Body

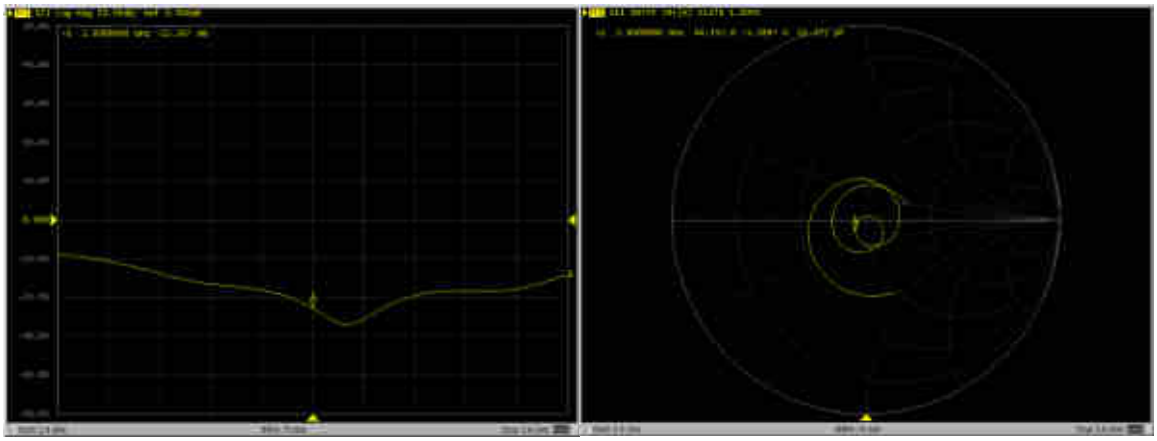

Calibration Laboratory of
Schmid & Partner
Engineering AG
Zeughausstrasse 43, 8004 Zurich, Switzerland

S Schweizerischer Kalibrierdienst
C Service suisse d'étalonnage
Servizio svizzero di taratura
S Swiss Calibration Service

Accredited by the Swiss Accreditation Service (SAS)
The Swiss Accreditation Service is one of the signatories to the EA Multilateral Agreement for the recognition of calibration certificates

Accreditation No.: SCS 0108

Client Sporton

Certificate No: D5GHzV2-1113_Sep19

CALIBRATION CERTIFICATE

Object	D5GHzV2 - SN:1113
Calibration procedure(s)	QA CAL-22.v4 Calibration Procedure for SAR Validation Sources between 3-6 GHz
Calibration date:	September 24, 2019

This calibration certificate documents the traceability to national standards, which realize the physical units of measurements (SI). The measurements and the uncertainties with confidence probability are given on the following pages and are part of the certificate.

All calibrations have been conducted in the closed laboratory facility: environment temperature (22 ± 3)°C and humidity < 70%.

Calibration Equipment used (M&TE critical for calibration)

Primary Standards	ID #	Cal Date (Certificate No.)	Scheduled Calibration
Power meter NRP	SN: 104778	03-Apr-19 (No. 217-02892/02893)	Apr-20
Power sensor NRP-Z91	SN: 103244	03-Apr-19 (No. 217-02892)	Apr-20
Power sensor NRP-Z91	SN: 103245	03-Apr-19 (No. 217-02893)	Apr-20
Reference 20 dB Attenuator	SN: 5058 (20k)	04-Apr-19 (No. 217-02894)	Apr-20
Type-N mismatch combination	SN: 5047.2 / 06327	04-Apr-19 (No. 217-02895)	Apr-20
Reference Probe EX3DV4	SN: 3503	25-Mar-19 (No. EX3-3503_Mar19)	Mar-20
DAE4	SN: 601	30-Apr-19 (No. DAE4-601_Apr19)	Apr-20

Secondary Standards	ID #	Check Date (in house)	Scheduled Check
Power meter E4419B	SN: GB39512475	30-Oct-14 (in house check Feb-19)	In house check: Oct-20
Power sensor HP 8481A	SN: US37292783	07-Oct-15 (in house check Oct-18)	In house check: Oct-20
Power sensor HP 8481A	SN: MY41092317	07-Oct-15 (in house check Oct-18)	In house check: Oct-20
RF generator R&S SMT-06	SN: 100972	15-Jun-15 (in house check Oct-18)	In house check: Oct-20
Network Analyzer Agilent E8358A	SN: US41080477	31-Mar-14 (in house check Oct-18)	In house check: Oct-19

	Name	Function	Signature
Calibrated by:	Jeton Kastrati	Laboratory Technician	
Approved by:	Katja Pokovic	Technical Manager	

Issued: September 25, 2019

This calibration certificate shall not be reproduced except in full without written approval of the laboratory.

Glossary:

TSL	tissue simulating liquid
ConvF	sensitivity in TSL / NORM x,y,z
N/A	not applicable or not measured

Calibration is Performed According to the Following Standards:

a) IEEE Std 1528-2013, "IEEE Recommended Practice for Determining the Peak Spatial-Averaged Specific Absorption Rate (SAR) in the Human Head from Wireless Communications Devices: Measurement Techniques", June 2013
b) IEC 62209-1, "Measurement procedure for the assessment of Specific Absorption Rate (SAR) from hand-held and body-mounted devices used next to the ear (frequency range of 300 MHz to 6 GHz)", July 2016
c) IEC 62209-2, "Procedure to determine the Specific Absorption Rate (SAR) for wireless communication devices used in close proximity to the human body (frequency range of 30 MHz to 6 GHz)", March 2010
d) KDB 865664, "SAR Measurement Requirements for 100 MHz to 6 GHz"

Additional Documentation:

e) DASY4/5 System Handbook

Methods Applied and Interpretation of Parameters:

- *Measurement Conditions:* Further details are available from the Validation Report at the end of the certificate. All figures stated in the certificate are valid at the frequency indicated.
- *Antenna Parameters with TSL:* The dipole is mounted with the spacer to position its feed point exactly below the center marking of the flat phantom section, with the arms oriented parallel to the body axis.
- *Feed Point Impedance and Return Loss:* These parameters are measured with the dipole positioned under the liquid filled phantom. The impedance stated is transformed from the measurement at the SMA connector to the feed point. The Return Loss ensures low reflected power. No uncertainty required.
- *Electrical Delay:* One-way delay between the SMA connector and the antenna feed point. No uncertainty required.
- *SAR measured:* SAR measured at the stated antenna input power.
- *SAR normalized:* SAR as measured, normalized to an input power of 1 W at the antenna connector.
- *SAR for nominal TSL parameters:* The measured TSL parameters are used to calculate the nominal SAR result.

The reported uncertainty of measurement is stated as the standard uncertainty of measurement multiplied by the coverage factor k=2, which for a normal distribution corresponds to a coverage probability of approximately 95%.

Measurement Conditions

DASY system configuration, as far as not given on page 1.

DASY Version	DASY5	V52.10.2
Extrapolation	Advanced Extrapolation	
Phantom	Modular Flat Phantom V5.0	
Distance Dipole Center - TSL	10 mm	with Spacer
Zoom Scan Resolution	dx, dy = 4.0 mm, dz = 1.4 mm	Graded Ratio = 1.4 (Z direction)
Frequency	5250 MHz ± 1 MHz 5600 MHz ± 1 MHz 5750 MHz ± 1 MHz	

Head TSL parameters at 5250 MHz

The following parameters and calculations were applied.

	Temperature	**Permittivity**	**Conductivity**
Nominal Head TSL parameters	22.0 °C	35.9	4.71 mho/m
Measured Head TSL parameters	(22.0 ± 0.2) °C	35.1 ± 6 %	4.53 mho/m ± 6 %
Head TSL temperature change during test	< 0.5 °C	----	----

SAR result with Head TSL at 5250 MHz

SAR averaged over 1 cm^3 (1 g) of Head TSL	Condition	
SAR measured	100 mW input power	8.09 W/kg
SAR for nominal Head TSL parameters	normalized to 1W	**80.5 W/kg ± 19.9 % (k=2)**

SAR averaged over 10 cm^3 (10 g) of Head TSL	condition	
SAR measured	100 mW input power	2.33 W/kg
SAR for nominal Head TSL parameters	normalized to 1W	**23.1 W/kg ± 19.5 % (k=2)**

Head TSL parameters at 5600 MHz

The following parameters and calculations were applied.

	Temperature	**Permittivity**	**Conductivity**
Nominal Head TSL parameters	22.0 °C	35.5	5.07 mho/m
Measured Head TSL parameters	(22.0 ± 0.2) °C	34.6 ± 6 %	4.88 mho/m ± 6 %
Head TSL temperature change during test	< 0.5 °C	----	----

SAR result with Head TSL at 5600 MHz

SAR averaged over 1 cm^3 (1 g) of Head TSL	Condition	
SAR measured	100 mW input power	8.40 W/kg
SAR for nominal Head TSL parameters	normalized to 1W	**83.4 W/kg ± 19.9 % (k=2)**

SAR averaged over 10 cm^3 (10 g) of Head TSL	condition	
SAR measured	100 mW input power	2.40 W/kg
SAR for nominal Head TSL parameters	normalized to 1W	**23.8 W/kg ± 19.5 % (k=2)**

Head TSL parameters at 5750 MHz

The following parameters and calculations were applied.

	Temperature	Permittivity	Conductivity
Nominal Head TSL parameters	22.0 °C	35.4	5.22 mho/m
Measured Head TSL parameters	(22.0 ± 0.2) °C	34.4 ± 6 %	5.03 mho/m ± 6 %
Head TSL temperature change during test	< 0.5 °C	----	----

SAR result with Head TSL at 5750 MHz

SAR averaged over 1 cm^3 (1 g) of Head TSL	Condition	
SAR measured	100 mW input power	8.06 W/kg
SAR for nominal Head TSL parameters	normalized to 1W	**80.0 W/kg ± 19.9 % (k=2)**

SAR averaged over 10 cm^3 (10 g) of Head TSL	condition	
SAR measured	100 mW input power	2.30 W/kg
SAR for nominal Head TSL parameters	normalized to 1W	**22.8 W/kg ± 19.5 % (k=2)**

Appendix (Additional assessments outside the scope of SCS 0108)

Antenna Parameters with Head TSL at 5250 MHz

Impedance, transformed to feed point	51.7 Ω - 6.2 jΩ
Return Loss	- 24.0 dB

Antenna Parameters with Head TSL at 5600 MHz

Impedance, transformed to feed point	56.0 Ω - 2.7 jΩ
Return Loss	- 24.1 dB

Antenna Parameters with Head TSL at 5750 MHz

Impedance, transformed to feed point	56.7 Ω - 1.0 jΩ
Return Loss	- 23.9 dB

General Antenna Parameters and Design

Electrical Delay (one direction)	1.195 ns

After long term use with 100W radiated power, only a slight warming of the dipole near the feedpoint can be measured.

The dipole is made of standard semirigid coaxial cable. The center conductor of the feeding line is directly connected to the second arm of the dipole. The antenna is therefore short-circuited for DC-signals. On some of the dipoles, small end caps are added to the dipole arms in order to improve matching when loaded according to the position as explained in the "Measurement Conditions" paragraph. The SAR data are not affected by this change. The overall dipole length is still according to the Standard.
No excessive force must be applied to the dipole arms, because they might bend or the soldered connections near the feedpoint may be damaged.

Additional EUT Data

Manufactured by	SPEAG

DASY5 Validation Report for Head TSL

Date: 24.09.2019

Test Laboratory: SPEAG, Zurich, Switzerland

DUT: Dipole D5GHzV2; Type: D5GHzV2; Serial: D5GHzV2 - SN:1113

Communication System: UID 0 - CW; Frequency: 5250 MHz, Frequency: 5600 MHz, Frequency: 5750 MHz
Medium parameters used: f = 5250 MHz; σ = 4.53 S/m; ε_r = 35.1; ρ = 1000 kg/m^3 ,
Medium parameters used: f = 5600 MHz; σ = 4.88 S/m; ε_r = 34.6; ρ = 1000 kg/m^3 ,
Medium parameters used: f = 5750 MHz; σ = 5.03 S/m; ε_r = 34.4; ρ = 1000 kg/m^3
Phantom section: Flat Section
Measurement Standard: DASY5 (IEEE/IEC/ANSI C63.19-2011)

DASY52 Configuration:

- Probe: EX3DV4 - SN3503; ConvF(5.4, 5.4, 5.4) @ 5250 MHz, ConvF(4.95, 4.95, 4.95) @ 5600 MHz, ConvF(4.98, 4.98, 4.98) @ 5750 MHz; Calibrated: 25.03.2019
- Sensor-Surface: 1.4mm (Mechanical Surface Detection)
- Electronics: DAE4 Sn601; Calibrated: 30.04.2019
- Phantom: Flat Phantom 5.0 (front); Type: QD 000 P50 AA; Serial: 1001
- DASY52 52.10.2(1504); SEMCAD X 14.6.12(7470)

Dipole Calibration for Head Tissue/Pin=100mW, dist=10mm, f=5250 MHz/Zoom Scan, dist=1.4mm (8x8x7)/Cube 0: Measurement grid: dx=4mm, dy=4mm, dz=1.4mm
Reference Value = 78.54 V/m; Power Drift = 0.01 dB
Peak SAR (extrapolated) = 27.9 W/kg
SAR(1 g) = 8.09 W/kg; SAR(10 g) = 2.33 W/kg
Maximum value of SAR (measured) = 18.1 W/kg

Dipole Calibration for Head Tissue/Pin=100mW, dist=10mm, f=5600 MHz/Zoom Scan, dist=1.4mm (8x8x7)/Cube 0: Measurement grid: dx=4mm, dy=4mm, dz=1.4mm
Reference Value = 78.00 V/m; Power Drift = 0.02 dB
Peak SAR (extrapolated) = 31.1 W/kg
SAR(1 g) = 8.40 W/kg; SAR(10 g) = 2.40 W/kg
Maximum value of SAR (measured) = 19.4 W/kg

Dipole Calibration for Head Tissue/Pin=100mW, dist=10mm, f=5750 MHz/Zoom Scan, dist=1.4mm (8x8x7)/Cube 0: Measurement grid: dx=4mm, dy=4mm, dz=1.4mm
Reference Value = 75.13 V/m; Power Drift = 0.03 dB
Peak SAR (extrapolated) = 31.8 W/kg
SAR(1 g) = 8.06 W/kg; SAR(10 g) = 2.30 W/kg
Maximum value of SAR (measured) = 19.0 W/kg

0 dB = 18.1 W/kg = 12.58 dBW/kg

Impedance Measurement Plot for Head TSL

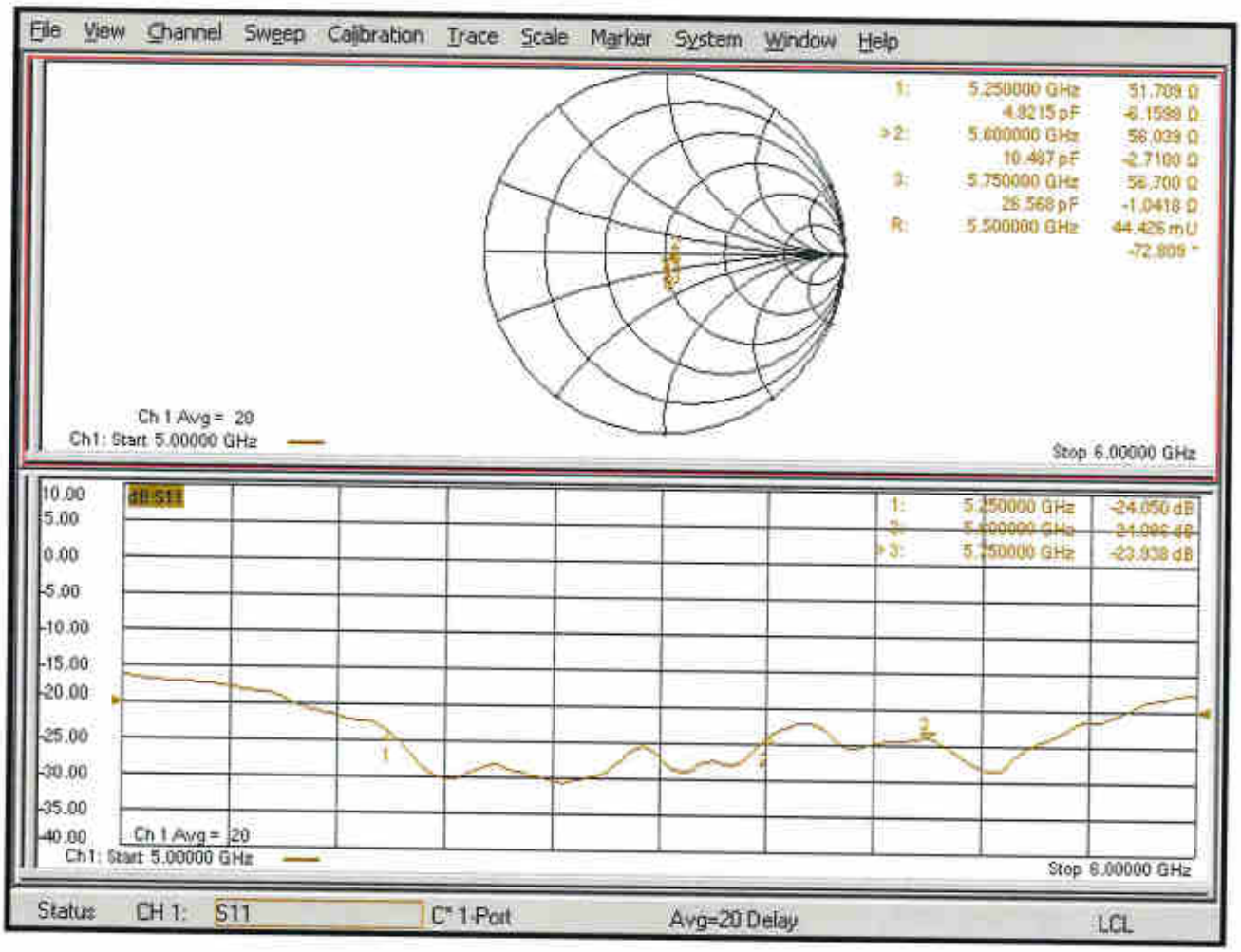

Calibration Laboratory of
Schmid & Partner
Engineering AG
Zeughausstrasse 43, 8004 Zurich, Switzerland

S Schweizerischer Kalibrierdienst
C Service suisse d'étalonnage
Servizio svizzero di taratura
S Swiss Calibration Service

Accredited by the Swiss Accreditation Service (SAS)
The Swiss Accreditation Service is one of the signatories to the EA Multilateral Agreement for the recognition of calibration certificates

Accreditation No.: SCS 0108

Client **Sporton**

Certificate No: DAE4-690_Mar20

CALIBRATION CERTIFICATE

Object	DAE4 - SD 000 D04 BM - SN: 690
Calibration procedure(s)	QA CAL-06.v30 Calibration procedure for the data acquisition electronics (DAE)
Calibration date:	March 26, 2020

This calibration certificate documents the traceability to national standards, which realize the physical units of measurements (SI).
The measurements and the uncertainties with confidence probability are given on the following pages and are part of the certificate.

All calibrations have been conducted in the closed laboratory facility: environment temperature (22 ± 3)°C and humidity < 70%.

Calibration Equipment used (M&TE critical for calibration)

Primary Standards	ID #	Cal Date (Certificate No.)	Scheduled Calibration
Keithley Multimeter Type 2001	SN: 0810278	03-Sep-19 (No:25949)	Sep-20
Secondary Standards	**ID #**	**Check Date (in house)**	**Scheduled Check**
Auto DAE Calibration Unit	SE UWS 053 AA 1001	09-Jan-20 (in house check)	In house check: Jan-21
Calibrator Box V2.1	SE UMS 006 AA 1002	09-Jan-20 (in house check)	In house check: Jan-21

	Name	Function	Signature
Calibrated by:	Eric Hainfeld	Laboratory Technician	
Approved by:	Sven Kühn	Deputy Manager	

Issued: March 26, 2020

This calibration certificate shall not be reproduced except in full without written approval of the laboratory.

Glossary

DAE	data acquisition electronics
Connector angle	information used in DASY system to align probe sensor X to the robot coordinate system.

Methods Applied and Interpretation of Parameters

- *DC Voltage Measurement:* Calibration Factor assessed for use in DASY system by comparison with a calibrated instrument traceable to national standards. The figure given corresponds to the full scale range of the voltmeter in the respective range.
- *Connector angle*: The angle of the connector is assessed measuring the angle mechanically by a tool inserted. Uncertainty is not required.
- The following parameters as documented in the Appendix contain technical information as a result from the performance test and require no uncertainty.
  - *DC Voltage Measurement Linearity:* Verification of the Linearity at +10% and -10% of the nominal calibration voltage. Influence of offset voltage is included in this measurement.
  - *Common mode sensitivity:* Influence of a positive or negative common mode voltage on the differential measurement.
  - *Channel separation:* Influence of a voltage on the neighbor channels not subject to an input voltage.
  - *AD Converter Values with inputs shorted:* Values on the internal AD converter corresponding to zero input voltage
  - *Input Offset Measurement*: Output voltage and statistical results over a large number of zero voltage measurements.
  - *Input Offset Current:* Typical value for information; Maximum channel input offset current, not considering the input resistance.
  - *Input resistance:* Typical value for information: DAE input resistance at the connector, during internal auto-zeroing and during measurement.
  - *Low Battery Alarm Voltage:* Typical value for information. Below this voltage, a battery alarm signal is generated.
  - *Power consumption:* Typical value for information. Supply currents in various operating modes.

DC Voltage Measurement

A/D - Converter Resolution nominal

High Range:	1LSB =	6.1μV ,	full range =	-100...+300 mV
Low Range:	1LSB =	61nV ,	full range =	-1.....+3mV

DASY measurement parameters: Auto Zero Time: 3 sec; Measuring time: 3 sec

Calibration Factors	X	Y	Z
High Range	404.708 ± 0.02% (k=2)	404.320 ± 0.02% (k=2)	405.284 ± 0.02% (k=2)
Low Range	3.98091 ± 1.50% (k=2)	3.99691 ± 1.50% (k=2)	3.93809 ± 1.50% (k=2)

Connector Angle

Connector Angle to be used in DASY system	34.0 ° ± 1 °

Appendix (Additional assessments outside the scope of SCS0108)

1. DC Voltage Linearity

High Range		Reading (µV)	Difference (µV)	Error (%)
Channel X	+ Input	200033.46	0.84	0.00
Channel X	+ Input	20008.04	2.81	0.01
Channel X	- Input	-20004.44	1.63	-0.01
Channel Y	+ Input	200033.01	0.28	0.00
Channel Y	+ Input	20004.74	-0.31	-0.00
Channel Y	- Input	-20006.65	-0.48	0.00
Channel Z	+ Input	200032.64	-2.81	-0.00
Channel Z	+ Input	20006.13	1.16	0.01
Channel Z	- Input	-20004.98	1.17	-0.01

Low Range		Reading (µV)	Difference (µV)	Error (%)
Channel X	+ Input	2000.43	-0.43	-0.02
Channel X	+ Input	200.02	-0.96	-0.48
Channel X	- Input	-198.74	0.19	-0.09
Channel Y	+ Input	2001.49	0.62	0.03
Channel Y	+ Input	200.61	-0.27	-0.13
Channel Y	- Input	-200.64	-1.61	0.81
Channel Z	+ Input	2001.03	0.27	0.01
Channel Z	+ Input	200.69	-0.18	-0.09
Channel Z	- Input	-199.00	0.18	-0.09

2. Common mode sensitivity

DASY measurement parameters: Auto Zero Time: 3 sec; Measuring time: 3 sec

	Common mode Input Voltage (mV)	High Range Average Reading (µV)	Low Range Average Reading (µV)
Channel X	200	14.15	12.87
	- 200	-12.83	-14.22
Channel Y	200	2.88	2.89
	- 200	-4.30	-4.61
Channel Z	200	0.04	0.39
	- 200	-0.98	-1.01

3. Channel separation

DASY measurement parameters: Auto Zero Time: 3 sec; Measuring time: 3 sec

	Input Voltage (mV)	Channel X (µV)	Channel Y (µV)	Channel Z (µV)
Channel X	200	-	-2.69	-2.68
Channel Y	200	7.95	-	-0.72
Channel Z	200	6.90	5.66	-

4. AD-Converter Values with inputs shorted

DASY measurement parameters: Auto Zero Time: 3 sec; Measuring time: 3 sec

	High Range (LSB)	Low Range (LSB)
Channel X	16115	16314
Channel Y	16039	16490
Channel Z	16004	15469

5. Input Offset Measurement

DASY measurement parameters: Auto Zero Time: 3 sec; Measuring time: 3 sec
Input 10MΩ

	Average (µV)	min. Offset (µV)	max. Offset (µV)	Std. Deviation (µV)
Channel X	0.25	-1.26	1.64	0.55
Channel Y	-0.70	-1.97	1.10	0.51
Channel Z	1.51	-0.80	2.84	0.58

6. Input Offset Current

Nominal Input circuitry offset current on all channels: <25fA

7. Input Resistance (Typical values for information)

	Zeroing (kOhm)	Measuring (MOhm)
Channel X	200	200
Channel Y	200	200
Channel Z	200	200

8. Low Battery Alarm Voltage (Typical values for information)

Typical values	Alarm Level (VDC)
Supply (+ Vcc)	+7.9
Supply (- Vcc)	-7.6

9. Power Consumption (Typical values for information)

Typical values	Switched off (mA)	Stand by (mA)	Transmitting (mA)
Supply (+ Vcc)	+0.01	+6	+14
Supply (- Vcc)	-0.01	-8	-9

7Calibration Laboratory of
Schmid & Partner
Engineering AG
Zeughausstrasse 43, 8004 Zurich, Switzerland

S Schweizerischer Kalibrierdienst
C Service suisse d'étalonnage
Servizio svizzero di taratura
S Swiss Calibration Service

Accredited by the Swiss Accreditation Service (SAS)
The Swiss Accreditation Service is one of the signatories to the EA Multilateral Agreement for the recognition of calibration certificates

Accreditation No.: SCS 0108

Client Sporton

Certificate No: EX3-3843_Sep19

CALIBRATION CERTIFICATE

Object	EX3DV4 - SN:3843
Calibration procedure(s)	QA CAL-01.v9, QA CAL-14.v5, QA CAL-23.v5, QA CAL-25.v7 Calibration procedure for dosimetric E-field probes
Calibration date:	September 26, 2019

This calibration certificate documents the traceability to national standards, which realize the physical units of measurements (SI). The measurements and the uncertainties with confidence probability are given on the following pages and are part of the certificate.

All calibrations have been conducted in the closed laboratory facility: environment temperature (22 ± 3)°C and humidity < 70%.

Calibration Equipment used (M&TE critical for calibration)

Primary Standards	ID	Cal Date (Certificate No.)	Scheduled Calibration
Power meter NRP	SN: 104778	03-Apr-19 (No. 217-02892/02893)	Apr-20
Power sensor NRP-Z91	SN: 103244	03-Apr-19 (No. 217-02892)	Apr-20
Power sensor NRP-Z91	SN: 103245	03-Apr-19 (No. 217-02893)	Apr-20
Reference 20 dB Attenuator	SN: S5277 (20x)	04-Apr-19 (No. 217-02894)	Apr-20
DAE4	SN: 660	19-Dec-18 (No. DAE4-660_Dec18)	Dec-19
Reference Probe ES3DV2	SN: 3013	31-Dec-18 (No. ES3-3013_Dec18)	Dec-19
Secondary Standards	ID	Check Date (in house)	Scheduled Check
Power meter E4419B	SN: GB41293874	06-Apr-16 (in house check Jun-18)	In house check: Jun-20
Power sensor E4412A	SN: MY41498087	06-Apr-16 (in house check Jun-18)	In house check: Jun-20
Power sensor E4412A	SN: 000110210	06-Apr-16 (in house check Jun-18)	In house check: Jun-20
RF generator HP 8648C	SN: US3642U01700	04-Aug-99 (in house check Jun-18)	In house check: Jun-20
Network Analyzer E8358A	SN: US41080477	31-Mar-14 (in house check Oct-18)	In house check: Oct-19

	Name	Function	Signature
Calibrated by:	Jeton Kastrati	Laboratory Technician	
Approved by:	Katja Pokovic	Technical Manager	

Issued: October 1, 2019

This calibration certificate shall not be reproduced except in full without written approval of the laboratory.

Glossary:

TSL	tissue simulating liquid
NORMx,y,z	sensitivity in free space
ConvF	sensitivity in TSL / NORMx,y,z
DCP	diode compression point
CF	crest factor (1/duty_cycle) of the RF signal
A, B, C, D	modulation dependent linearization parameters
Polarization φ	φ rotation around probe axis
Polarization ϑ	ϑ rotation around an axis that is in the plane normal to probe axis (at measurement center), i.e., ϑ = 0 is normal to probe axis
Connector Angle	information used in DASY system to align probe sensor X to the robot coordinate system

Calibration is Performed According to the Following Standards:

a) IEEE Std 1528-2013, "IEEE Recommended Practice for Determining the Peak Spatial-Averaged Specific Absorption Rate (SAR) in the Human Head from Wireless Communications Devices: Measurement Techniques", June 2013
b) IEC 62209-1, ", "Measurement procedure for the assessment of Specific Absorption Rate (SAR) from hand-held and body-mounted devices used next to the ear (frequency range of 300 MHz to 6 GHz)", July 2016
c) IEC 62209-2, "Procedure to determine the Specific Absorption Rate (SAR) for wireless communication devices used in close proximity to the human body (frequency range of 30 MHz to 6 GHz)", March 2010
d) KDB 865664, "SAR Measurement Requirements for 100 MHz to 6 GHz"

Methods Applied and Interpretation of Parameters:

- *NORMx,y,z:* Assessed for E-field polarization ϑ = 0 (f ≤ 900 MHz in TEM-cell; f > 1800 MHz: R22 waveguide). NORMx,y,z are only intermediate values, i.e., the uncertainties of NORMx,y,z does not affect the E^2-field uncertainty inside TSL (see below *ConvF*).
- *NORM(f)x,y,z = NORMx,y,z * frequency_response* (see Frequency Response Chart). This linearization is implemented in DASY4 software versions later than 4.2. The uncertainty of the frequency response is included in the stated uncertainty of *ConvF*.
- *DCPx,y,z:* DCP are numerical linearization parameters assessed based on the data of power sweep with CW signal (no uncertainty required). DCP does not depend on frequency nor media.
- *PAR:* PAR is the Peak to Average Ratio that is not calibrated but determined based on the signal characteristics
- *Ax,y,z; Bx,y,z; Cx,y,z; Dx,y,z; VRx,y,z: A, B, C, D* are numerical linearization parameters assessed based on the data of power sweep for specific modulation signal. The parameters do not depend on frequency nor media. *VR* is the maximum calibration range expressed in RMS voltage across the diode.
- *ConvF and Boundary Effect Parameters:* Assessed in flat phantom using E-field (or Temperature Transfer Standard for f ≤ 800 MHz) and inside waveguide using analytical field distributions based on power measurements for f > 800 MHz. The same setups are used for assessment of the parameters applied for boundary compensation (alpha, depth) of which typical uncertainty values are given. These parameters are used in DASY4 software to improve probe accuracy close to the boundary. The sensitivity in TSL corresponds to *NORMx,y,z * ConvF* whereby the uncertainty corresponds to that given for *ConvF*. A frequency dependent *ConvF* is used in DASY version 4.4 and higher which allows extending the validity from ± 50 MHz to ± 100 MHz.
- *Spherical isotropy (3D deviation from isotropy)*: in a field of low gradients realized using a flat phantom exposed by a patch antenna.
- *Sensor Offset*: The sensor offset corresponds to the offset of virtual measurement center from the probe tip (on probe axis). No tolerance required.
- *Connector Angle*: The angle is assessed using the information gained by determining the *NORMx* (no uncertainty required).

DASY/EASY - Parameters of Probe: EX3DV4 - SN:3843

Basic Calibration Parameters

	Sensor X	Sensor Y	Sensor Z	Unc (k=2)
Norm ($\mu V/(V/m)^2$)[A]	0.34	0.35	0.25	± 10.1 %
DCP (mV)[B]	110.9	96.1	101.1	

Calibration Results for Modulation Response

UID	Communication System Name		A dB	B dB√μV	C	D dB	VR mV	Max dev.	Unc[E] (k=2)
0	CW	X	0.0	0.0	1.0	0.00	134.1	±3.8 %	± 4.7 %
		Y	0.0	0.0	1.0		146.5		
		Z	0.0	0.0	1.0		132.2		

The reported uncertainty of measurement is stated as the standard uncertainty of measurement multiplied by the coverage factor k=2, which for a normal distribution corresponds to a coverage probability of approximately 95%.

[A] The uncertainties of Norm X,Y,Z do not affect the E^2-field uncertainty inside TSL (see Page 5).
[B] Numerical linearization parameter: uncertainty not required.
[E] Uncertainty is determined using the max. deviation from linear response applying rectangular distribution and is expressed for the square of the field value.

DASY/EASY - Parameters of Probe: EX3DV4 - SN:3843

Other Probe Parameters

Sensor Arrangement	Triangular
Connector Angle (°)	-34.3
Mechanical Surface Detection Mode	enabled
Optical Surface Detection Mode	disabled
Probe Overall Length	337 mm
Probe Body Diameter	10 mm
Tip Length	9 mm
Tip Diameter	2.5 mm
Probe Tip to Sensor X Calibration Point	1 mm
Probe Tip to Sensor Y Calibration Point	1 mm
Probe Tip to Sensor Z Calibration Point	1 mm
Recommended Measurement Distance from Surface	1.4 mm

DASY/EASY - Parameters of Probe: EX3DV4 - SN:3843

Calibration Parameter Determined in Head Tissue Simulating Media

f (MHz) [C]	Relative Permittivity [F]	Conductivity (S/m) [F]	ConvF X	ConvF Y	ConvF Z	Alpha [G]	Depth [G] (mm)	Unc (k=2)
750	41.9	0.89	9.37	9.37	9.37	0.50	0.87	± 12.0 %
835	41.5	0.90	9.07	9.07	9.07	0.43	0.80	± 12.0 %
900	41.5	0.97	8.92	8.92	8.92	0.41	0.90	± 12.0 %
1450	40.5	1.20	8.17	8.17	8.17	0.32	0.80	± 12.0 %
1750	40.1	1.37	7.95	7.95	7.95	0.34	0.87	± 12.0 %
1900	40.0	1.40	7.67	7.67	7.67	0.32	0.87	± 12.0 %
2000	40.0	1.40	7.66	7.66	7.66	0.34	0.87	± 12.0 %
2300	39.5	1.67	7.30	7.30	7.30	0.26	0.90	± 12.0 %
2450	39.2	1.80	7.06	7.06	7.06	0.35	0.90	± 12.0 %
2600	39.0	1.96	6.90	6.90	6.90	0.43	0.80	± 12.0 %
5250	35.9	4.71	4.74	4.74	4.74	0.40	1.80	± 14.0 %
5600	35.5	5.07	4.47	4.47	4.47	0.40	1.80	± 14.0 %
5750	35.4	5.22	4.44	4.44	4.44	0.40	1.80	± 14.0 %

[C] Frequency validity above 300 MHz of ± 100 MHz only applies for DASY v4.4 and higher (see Page 2), else it is restricted to ± 50 MHz. The uncertainty is the RSS of the ConvF uncertainty at calibration frequency and the uncertainty for the indicated frequency band. Frequency validity below 300 MHz is ± 10, 25, 40, 50 and 70 MHz for ConvF assessments at 30, 64, 128, 150 and 220 MHz respectively. Validity of ConvF assessed at 6 MHz is 4-9 MHz, and ConvF assessed at 13 MHz is 9-19 MHz. Above 5 GHz frequency validity can be extended to ± 110 MHz.

[F] At frequencies below 3 GHz, the validity of tissue parameters (ε and σ) can be relaxed to ± 10% if liquid compensation formula is applied to measured SAR values. At frequencies above 3 GHz, the validity of tissue parameters (ε and σ) is restricted to ± 5%. The uncertainty is the RSS of the ConvF uncertainty for indicated target tissue parameters.

[G] Alpha/Depth are determined during calibration. SPEAG warrants that the remaining deviation due to the boundary effect after compensation is always less than ± 1% for frequencies below 3 GHz and below ± 2% for frequencies between 3-6 GHz at any distance larger than half the probe tip diameter from the boundary.

Frequency Response of E-Field

(TEM-Cell:ifi110 EXX, Waveguide: R22)

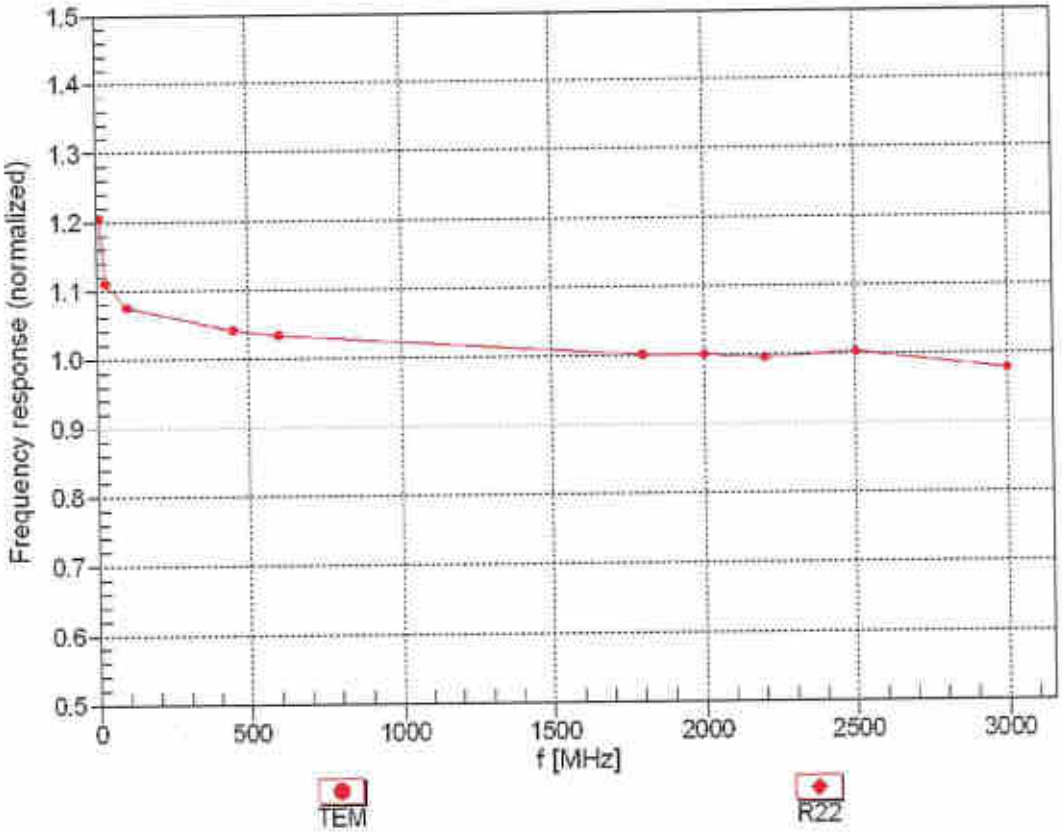

Uncertainty of Frequency Response of E-field: ± 6.3% (k=2)

Receiving Pattern (ϕ), ϑ = 0°

f=600 MHz,TEM

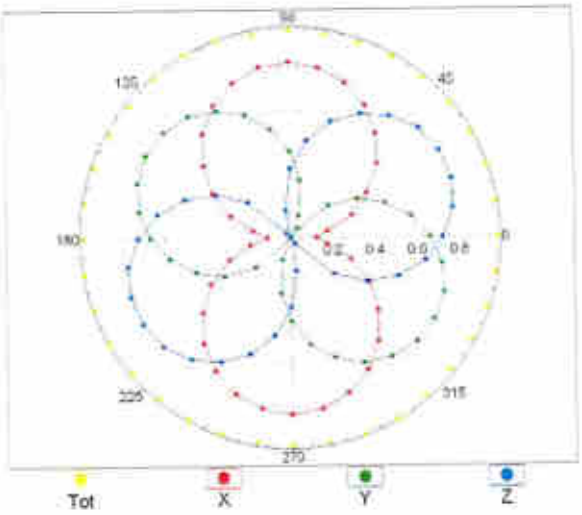

f=1800 MHz,R22

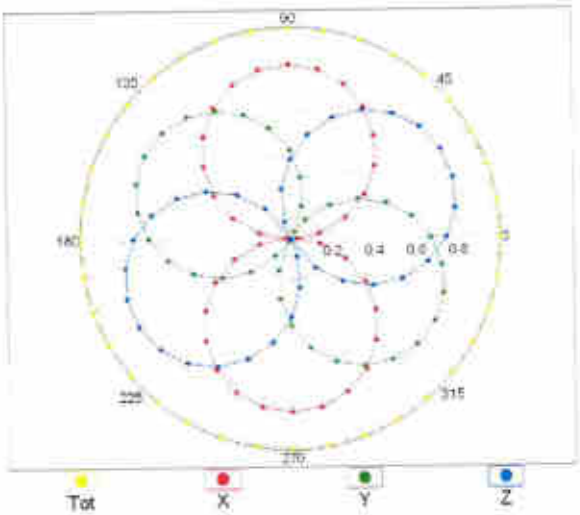

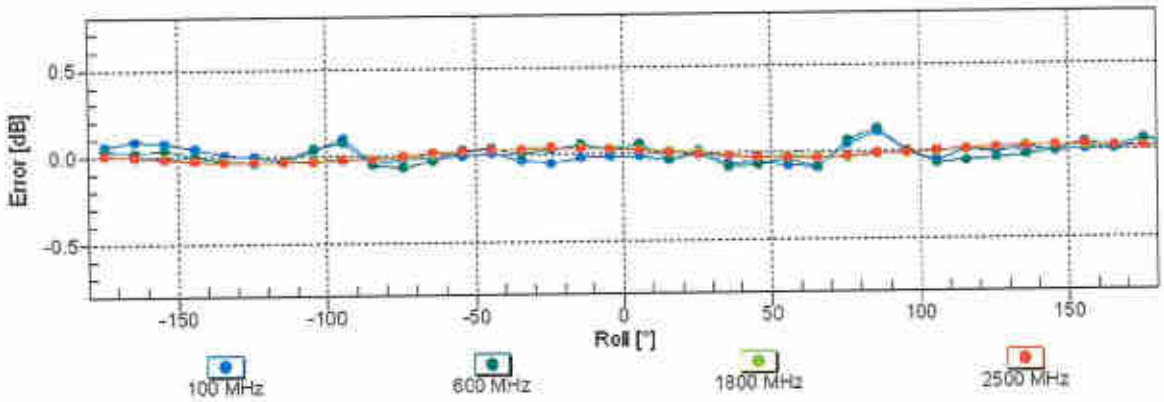

Uncertainty of Axial Isotropy Assessment: ± 0.5% (k=2)

Dynamic Range f(SAR_{head})
(TEM cell , f_{eval}= 1900 MHz)

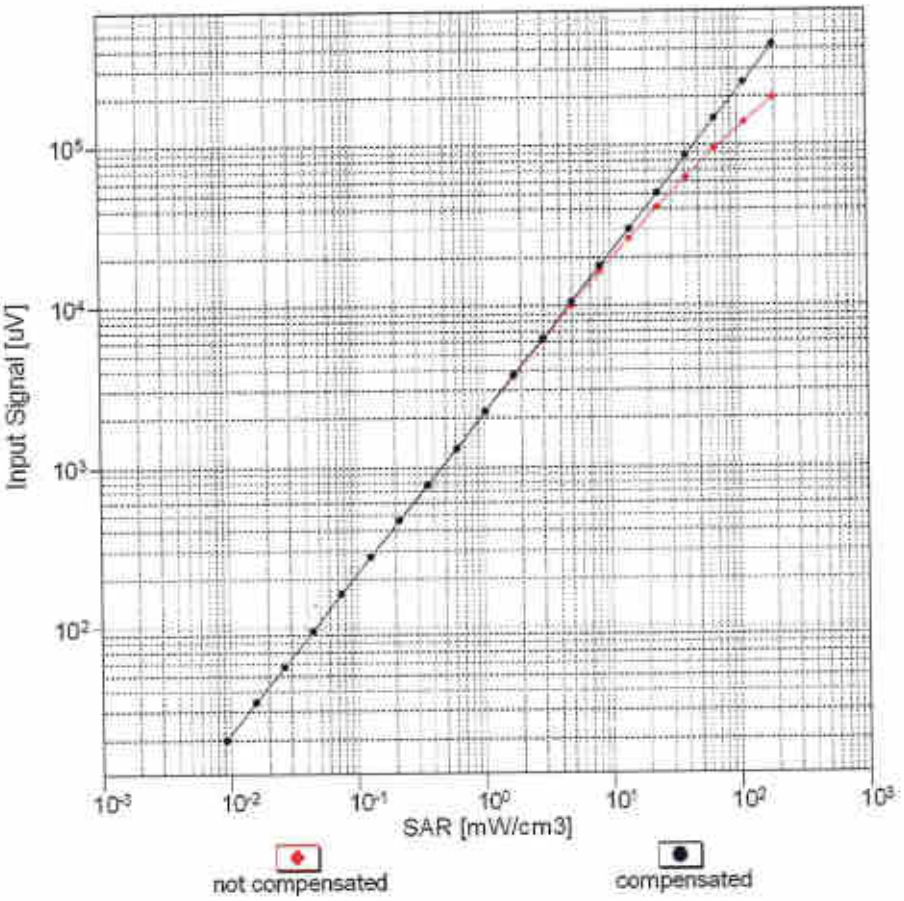

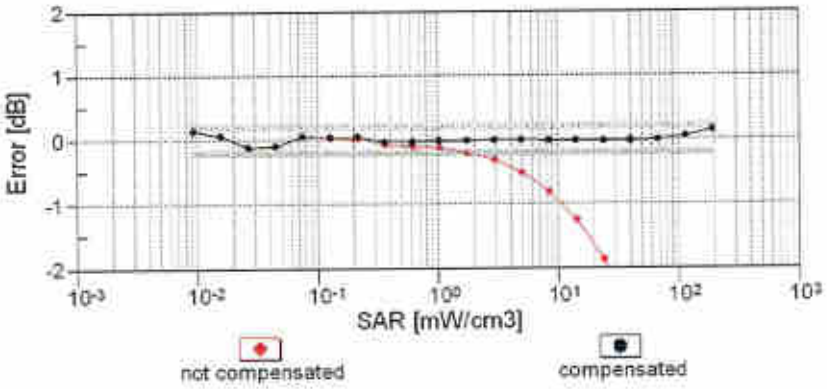

Uncertainty of Linearity Assessment: ± 0.6% (k=2)

Conversion Factor Assessment

f = 835 MHz,WGLS R9 (H_convF)

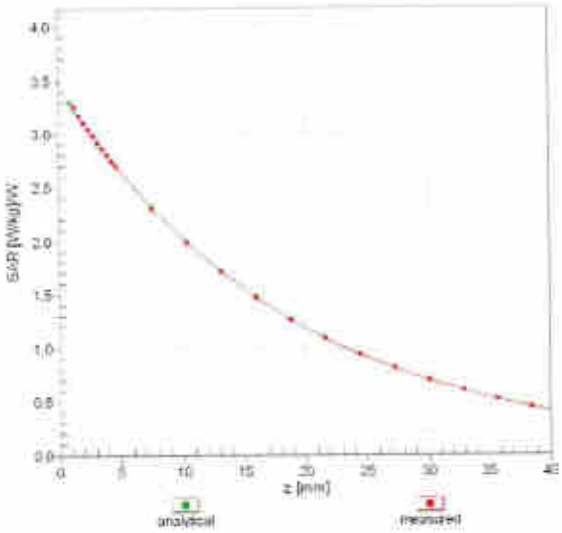

f = 1900 MHz,WGLS R22 (H_convF)

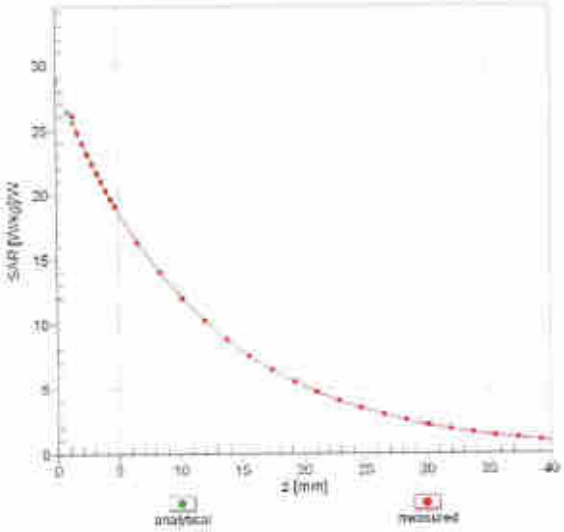

Deviation from Isotropy in Liquid

Error (ϕ, ϑ), f = 900 MHz

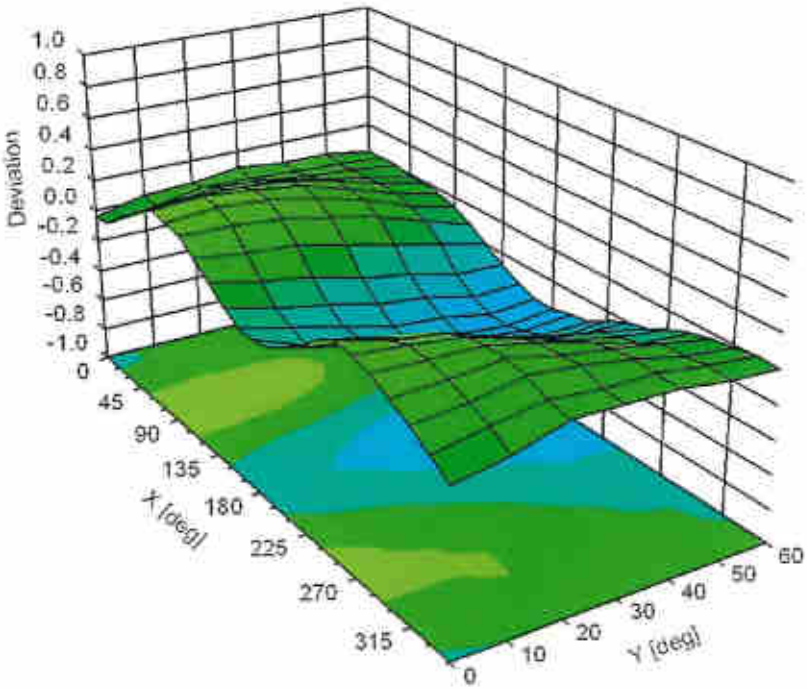

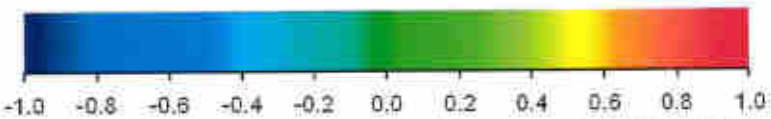

Uncertainty of Spherical Isotropy Assessment: ± 2.6% (k=2)

Appendix E. Conducted RF Output Power Table

The detailed power tables are shown as follows.

Full Power

GSM850	Burst Average Power (dBm)			Tune-up Limit (dBm)	Frame-Average Power (dBm)			Tune-up Limit (dBm)
TX Channel	128	189	251		128	189	251	
Frequency (MHz)	824.2	836.4	848.8		824.2	836.4	848.8	
GPRS 1 Tx slot	33.43	33.37	33.34	33.50	24.43	24.37	24.34	24.50
GPRS 2 Tx slots	30.33	30.27	30.26	30.50	24.33	24.27	24.26	24.50
GPRS 3 Tx slots	28.22	28.21	28.18	28.50	23.96	23.95	23.92	24.24
GPRS 4 Tx slots	26.87	26.93	26.83	27.00	23.87	23.93	23.83	24.00
EDGE 1 Tx slot	27.84	27.62	27.57	28.50	18.84	18.62	18.57	19.50
EDGE 2 Tx slots	24.63	24.39	24.37	25.50	18.63	18.39	18.37	19.50
EDGE 3 Tx slots	22.73	22.49	22.53	23.50	18.47	18.23	18.27	19.24
EDGE 4 Tx slots	21.37	21.19	21.13	22.00	18.37	18.19	18.13	19.00

GSM1900	Burst Average Power (dBm)			Tune-up Limit (dBm)	Frame-Average Power (dBm)			Tune-up Limit (dBm)
TX Channel	512	661	810		512	661	810	
Frequency (MHz)	1850.2	1880	1909.8		1850.2	1880	1909.8	
GPRS 1 Tx slot	30.35	29.94	29.88	30.50	21.35	20.94	20.88	21.50
GPRS 2 Tx slots	27.53	27.13	27.10	28.50	21.53	21.13	21.10	22.50
GPRS 3 Tx slots	25.33	24.98	24.90	25.50	21.07	20.72	20.64	21.24
GPRS 4 Tx slots	24.11	23.67	23.88	24.50	21.11	20.67	20.88	21.50
EDGE 1 Tx slot	26.43	26.41	26.33	27.50	17.43	17.41	17.33	18.50
EDGE 2 Tx slots	23.31	23.29	23.25	24.50	17.31	17.29	17.25	18.50
EDGE 3 Tx slots	21.47	21.45	21.40	22.50	17.21	17.19	17.14	18.24
EDGE 4 Tx slots	20.15	20.13	20.08	21.00	17.15	17.13	17.08	18.00

Band		WCDMA II			Tune-up Limit (dBm)	WCDMA IV			Tune-up Limit (dBm)	WCDMA V			Tune-up Limit (dBm)
TX Channel		9262	9400	9538		1312	1413	1513		4132	4182	4233	
Rx Channel		9662	9800	9938		1537	1638	1738		4357	4407	4458	
Frequency (MHz)		1852.4	1880	1907.6		1712.4	1732.6	1752.6		826.4	836.4	846.6	
3GPP Rel 99	RMC 12.2Kbps	23.96	23.79	23.85	24.00	23.80	23.94	23.97	24.00	24.46	24.27	24.21	24.50
3GPP Rel 6	HSDPA Subtest-1	22.99	22.90	22.84	23.00	22.91	22.98	22.85	23.00	23.49	23.34	23.35	23.50
3GPP Rel 6	HSDPA Subtest-2	22.99	22.90	22.89	23.00	22.90	23.00	22.89	23.00	23.45	23.43	23.41	23.50
3GPP Rel 6	HSDPA Subtest-3	22.44	22.43	22.42	22.50	22.38	22.42	22.35	22.50	22.93	22.91	22.95	23.00
3GPP Rel 6	HSDPA Subtest-4	22.44	22.45	22.34	22.50	22.45	22.49	22.36	22.50	22.93	22.92	22.92	23.00
3GPP Rel 8	DC-HSDPA Subtest-1	22.68	22.53	22.50	23.00	22.61	22.53	22.41	23.00	23.18	23.00	23.11	23.50
3GPP Rel 8	DC-HSDPA Subtest-2	22.64	22.50	22.47	23.00	22.49	22.50	22.41	23.00	23.11	23.10	23.01	23.50
3GPP Rel 8	DC-HSDPA Subtest-3	22.10	22.04	22.01	22.50	22.01	22.01	22.06	22.50	22.59	22.54	22.61	23.00
3GPP Rel 8	DC-HSDPA Subtest-4	22.05	22.01	22.03	22.50	22.06	22.04	22.01	22.50	22.52	22.60	22.54	23.00
3GPP Rel 6	HSUPA Subtest-1	22.98	22.95	22.87	23.00	22.92	22.89	22.84	23.00	23.36	23.40	23.43	23.50
3GPP Rel 6	HSUPA Subtest-2	20.97	20.90	20.93	21.00	20.96	20.98	20.84	21.00	21.43	21.42	21.43	21.50
3GPP Rel 6	HSUPA Subtest-3	21.99	21.91	21.93	22.00	21.97	21.92	21.88	22.00	22.49	22.40	22.39	22.50
3GPP Rel 6	HSUPA Subtest-4	20.92	20.95	20.91	21.00	20.92	20.98	20.89	21.00	21.42	21.39	21.39	21.50
3GPP Rel 6	HSUPA Subtest-5	23.00	22.90	22.90	23.00	22.95	22.95	22.75	23.00	23.46	23.50	23.50	23.50

Band	CDMA BC0			Tune-up Limit (dBm)	CDMA BC1			Tune-up Limit (dBm)	CDMA BC10			Tune-up Limit (dBm)
TX Channel	1013	384	777		25	600	1175		476	580	684	
Frequency (MHz)	824.7	836.52	848.31		1851.25	1880	1908.75		817.9	820.5	823.1	
RTAP 153.6Kbps	24.45	24.48	24.28	25.00	23.25	23.28	23.19	24.00	23.91	23.92	23.86	24.50
RETAP 4096Bits	24.46	24.47	24.27	25.00	23.23	23.25	23.20	24.00	23.90	23.89	23.85	24.50

Band 2 (1900MHz Band)
Part 24E

Full Power

BW [MHz]	Modulation	RB Size	RB Offset	Power Low Ch. / Freq.	Power Middle Ch. / Freq.	Power High Ch. / Freq.	Tune-up limit (dBm)	MPR (dB)
Channel				18700	18900	19100		
Frequency (MHz)				1860	1880	1900		
20	QPSK	1	0	23.10	23.13	22.87	24	0
20	QPSK	1	49	22.90	22.87	22.84		
20	QPSK	1	99	22.86	22.98	22.83		
20	QPSK	50	0	21.91	21.92	21.80	23	1
20	QPSK	50	24	21.88	21.90	21.67		
20	QPSK	50	50	21.75	21.85	21.69		
20	QPSK	100	0	21.80	21.91	21.81		
20	16QAM	1	0	22.50	22.45	22.35	23	1
20	16QAM	1	49	22.24	22.23	22.08		
20	16QAM	1	99	22.30	22.33	22.03		
20	16QAM	50	0	21.06	21.04	20.96	22	2
20	16QAM	50	24	21.04	21.02	20.81		
20	16QAM	50	50	20.90	20.99	20.76		
20	16QAM	100	0	20.88	20.98	20.91		
20	64QAM	1	0	21.42	21.40	21.22	22	2
20	64QAM	1	49	21.17	21.16	20.97		
20	64QAM	1	99	21.29	21.30	20.96		
20	64QAM	50	0	20.06	20.07	20.00	21	3
20	64QAM	50	24	20.05	20.06	19.82		
20	64QAM	50	50	19.88	19.98	19.79		
20	64QAM	100	0	19.92	19.99	19.98		
Channel				18675	18900	19125	Tune-up limit (dBm)	MPR (dB)
Frequency (MHz)				1857.5	1880	1902.5		
15	QPSK	1	0	22.93	22.96	22.78	24	0
15	QPSK	1	37	22.78	22.81	22.64		
15	QPSK	1	74	22.84	22.88	22.67		
15	QPSK	36	0	21.91	21.89	21.70	23	1
15	QPSK	36	20	21.94	21.93	21.71		
15	QPSK	36	39	21.87	21.82	21.67		
15	QPSK	75	0	21.95	21.92	21.71		
15	16QAM	1	0	22.25	22.28	22.15	23	1
15	16QAM	1	37	22.27	22.21	22.00		
15	16QAM	1	74	22.28	22.29	22.05		
15	16QAM	36	0	21.03	21.08	20.86	22	2
15	16QAM	36	20	21.05	21.03	20.83		
15	16QAM	36	39	21.05	21.00	20.76		
15	16QAM	75	0	21.04	21.00	20.84		
15	64QAM	1	0	21.25	21.31	21.14	22	2
15	64QAM	1	37	21.19	21.19	20.90		
15	64QAM	1	74	21.16	21.24	20.90		
15	64QAM	36	0	20.11	20.10	19.86	21	3
15	64QAM	36	20	20.06	20.08	19.86		
15	64QAM	36	39	20.03	20.07	19.85		
15	64QAM	75	0	20.04	20.03	19.80		
Channel				18650	18900	19150	Tune-up limit (dBm)	MPR (dB)
Frequency (MHz)				1855	1880	1905		
10	QPSK	1	0	23.04	23.07	22.70	24	0
10	QPSK	1	25	22.82	22.82	22.64		
10	QPSK	1	49	23.02	22.98	22.64		
10	QPSK	25	0	21.88	21.91	21.65	23	1
10	QPSK	25	12	21.85	21.89	21.66		
10	QPSK	25	25	21.92	21.83	21.67		
10	QPSK	50	0	21.85	21.88	21.69		
10	16QAM	1	0	22.45	22.33	21.95	23	1
10	16QAM	1	25	22.20	22.24	21.97		
10	16QAM	1	49	22.44	22.42	21.96		
10	16QAM	25	0	21.08	21.02	20.81	22	2
10	16QAM	25	12	21.03	21.04	20.76		
10	16QAM	25	25	21.02	20.95	20.79		
10	16QAM	50	0	21.02	20.98	20.74		
10	64QAM	1	0	21.41	21.35	21.02	22	2
10	64QAM	1	25	21.14	21.09	21.08		
10	64QAM	1	49	21.32	21.34	21.10		
10	64QAM	25	0	20.07	20.07	19.82	21	3
10	64QAM	25	12	20.02	20.00	19.80		
10	64QAM	25	25	20.02	20.01	19.79		
10	64QAM	50	0	20.02	20.04	19.80		
Channel				18625	18900	19175	Tune-up limit (dBm)	MPR (dB)
Frequency (MHz)				1852.5	1880	1907.5		
5	QPSK	1	0	22.84	22.87	22.66	24	0
5	QPSK	1	12	22.80	22.78	22.61		
5	QPSK	1	24	22.85	22.82	22.62		
5	QPSK	12	0	21.90	21.86	21.64	23	1
5	QPSK	12	7	21.85	21.84	21.65		
5	QPSK	12	13	21.85	21.86	21.66		
5	QPSK	25	0	21.82	21.83	21.68		
5	16QAM	1	0	22.28	22.16	21.94	23	1
5	16QAM	1	12	22.24	22.17	21.94		
5	16QAM	1	24	22.33	22.18	22.03		
5	16QAM	12	0	21.08	21.05	20.74	22	2
5	16QAM	12	7	21.01	21.02	20.80		
5	16QAM	12	13	21.02	21.01	20.74		
5	16QAM	25	0	20.96	20.97	20.75		
5	64QAM	1	0	21.17	21.17	20.98	22	2
5	64QAM	1	12	21.16	21.16	20.88		
5	64QAM	1	24	21.23	21.20	20.99		
5	64QAM	12	0	20.06	20.08	19.84	21	3
5	64QAM	12	7	20.11	20.03	19.83		
5	64QAM	12	13	20.05	20.01	19.80		
5	64QAM	25	0	19.97	19.97	19.77		
Channel				18615	18900	19185	Tune-up limit (dBm)	MPR (dB)
Frequency (MHz)				1851.5	1880	1908.5		
3	QPSK	1	0	22.86	22.87	22.66	24	0
3	QPSK	1	8	22.81	22.78	22.65		
3	QPSK	1	14	22.82	22.81	22.64		
3	QPSK	8	0	21.84	21.83	21.65	23	1
3	QPSK	8	4	21.84	21.88	21.68		
3	QPSK	8	7	21.87	21.82	21.64		
3	QPSK	15	0	21.82	21.85	21.66		
3	16QAM	1	0	22.16	22.13	21.90	23	1
3	16QAM	1	8	22.27	22.17	21.95		
3	16QAM	1	14	22.14	22.09	21.89		
3	16QAM	8	0	21.06	21.03	20.81	22	2
3	16QAM	8	4	21.08	21.06	20.86		
3	16QAM	8	7	21.04	21.02	20.77		
3	16QAM	15	0	20.93	20.95	20.73		
3	64QAM	1	0	21.21	21.19	20.94	22	2
3	64QAM	1	8	21.16	21.07	20.84		
3	64QAM	1	14	21.20	21.15	20.90		
3	64QAM	8	0	20.08	20.03	19.83	21	3
3	64QAM	8	4	20.10	20.08	19.82		
3	64QAM	8	7	20.03	20.03	19.81		
3	64QAM	15	0	19.99	19.92	19.78		
Channel				18607	18900	19193	Tune-up limit (dBm)	MPR (dB)
Frequency (MHz)				1850.7	1880	1909.3		
1.4	QPSK	1	0	22.71	22.76	22.56	24	0
1.4	QPSK	1	3	22.79	22.84	22.62		
1.4	QPSK	1	5	22.69	22.75	22.59		
1.4	QPSK	3	0	22.80	22.76	22.62		
1.4	QPSK	3	1	22.82	22.79	22.66		
1.4	QPSK	3	3	22.75	22.78	22.57		
1.4	QPSK	6	0	21.76	21.79	21.59	23	1
1.4	16QAM	1	0	22.09	22.11	21.92	23	1
1.4	16QAM	1	3	22.28	22.17	21.94		
1.4	16QAM	1	5	22.08	22.05	21.81		
1.4	16QAM	3	0	21.95	21.86	21.69		
1.4	16QAM	3	1	21.98	21.95	21.73		
1.4	16QAM	3	3	21.87	21.87	21.66		
1.4	16QAM	6	0	20.97	21.01	20.78	22	2
1.4	64QAM	1	0	21.08	21.10	20.78	22	2
1.4	64QAM	1	3	21.05	21.10	20.90		
1.4	64QAM	1	5	20.98	21.03	20.89		
1.4	64QAM	3	0	21.01	21.04	20.83		
1.4	64QAM	3	1	21.14	21.04	20.87		
1.4	64QAM	3	3	21.04	21.07	20.84		
1.4	64QAM	6	0	19.91	19.88	19.72	21	3

Band 4 (AWS Band)
Part 27L (only on channel required)

BW [MHz]	Modulation	RB Size	RB Offset	Power Low Ch. / Freq.	Power Middle Ch. / Freq.	Power High Ch. / Freq.	Tune-up limit (dBm)	MPR (dB)
Channel				20050	20175	20300		
Frequency (MHz)				1720	1732.5	1745		
20	QPSK	1	0	23.96	23.98	23.97	24	0
20	QPSK	1	49	23.84	23.82	23.89		
20	QPSK	1	99	23.84	23.87	23.83		
20	QPSK	50	0	22.87	22.97	22.95	23	1
20	QPSK	50	24	22.88	22.89	22.92		
20	QPSK	50	50	22.82	22.91	22.92		
20	QPSK	100	0	22.87	22.94	22.93		
20	16QAM	1	0	22.94	22.96	23.00	23	1
20	16QAM	1	49	23.00	22.93	22.88		
20	16QAM	1	99	22.83	22.99	22.84		
20	16QAM	50	0	21.74	21.72	21.78	22	2
20	16QAM	50	24	21.67	21.73	21.76		
20	16QAM	50	50	21.63	21.69	21.70		
20	16QAM	100	0	21.65	21.73	21.75		
20	64QAM	1	0	21.96	21.98	21.94	22	2
20	64QAM	1	49	21.81	21.82	21.85		
20	64QAM	1	99	21.87	21.90	21.78		
20	64QAM	50	0	20.74	20.77	20.86	21	3
20	64QAM	50	24	20.70	20.73	20.75		
20	64QAM	50	50	20.72	20.73	20.72		
20	64QAM	100	0	20.71	20.71	20.72		
Channel				20025	20175	20325	Tune-up limit (dBm)	MPR (dB)
Frequency (MHz)				1717.5	1732.5	1747.5		
15	QPSK	1	0	23.94	23.96	23.96	24	0
15	QPSK	1	37	23.78	23.73	23.83		
15	QPSK	1	74	23.81	23.88	23.89		
15	QPSK	36	0	22.89	22.87	22.98	23	1
15	QPSK	36	20	22.85	22.93	22.95		
15	QPSK	36	39	22.85	22.87	22.87		
15	QPSK	75	0	22.83	22.89	22.94		
15	16QAM	1	0	22.97	22.93	22.94	23	1
15	16QAM	1	37	22.76	22.89	22.97		
15	16QAM	1	74	22.85	22.91	22.87		
15	16QAM	36	0	21.71	21.67	21.76	22	2
15	16QAM	36	20	21.68	21.71	21.74		
15	16QAM	36	39	21.66	21.68	21.67		
15	16QAM	75	0	21.70	21.73	21.72		
15	64QAM	1	0	21.97	21.95	21.99	22	2
15	64QAM	1	37	21.79	21.78	21.90		
15	64QAM	1	74	21.84	21.96	21.81		
15	64QAM	36	0	20.80	20.77	20.81	21	3
15	64QAM	36	20	20.77	20.76	20.80		
15	64QAM	36	39	20.70	20.77	20.71		
15	64QAM	75	0	20.72	20.73	20.78		
Channel				20000	20175	20350	Tune-up limit (dBm)	MPR (dB)
Frequency (MHz)				1715	1732.5	1750		
10	QPSK	1	0	23.93	23.93	23.92	24	0
10	QPSK	1	25	23.90	23.97	23.92		
10	QPSK	1	49	23.87	23.90	23.94		
10	QPSK	25	0	22.88	22.98	22.99	23	1
10	QPSK	25	12	22.91	22.98	23.00		
10	QPSK	25	25	22.92	22.94	22.96		
10	QPSK	50	0	22.93	22.96	22.92		
10	16QAM	1	0	22.99	22.93	22.96	23	1
10	16QAM	1	25	22.98	22.97	22.92		
10	16QAM	1	49	22.90	22.98	22.83		
10	16QAM	25	0	21.75	21.81	21.83	22	2
10	16QAM	25	12	21.76	21.76	21.80		
10	16QAM	25	25	21.71	21.82	21.79		
10	16QAM	50	0	21.77	21.75	21.78		
10	64QAM	1	0	21.95	21.96	22.00	22	2
10	64QAM	1	25	21.94	21.87	21.92		
10	64QAM	1	49	21.98	21.93	21.89		
10	64QAM	25	0	20.76	20.81	20.83	21	3
10	64QAM	25	12	20.78	20.81	20.82		
10	64QAM	25	25	20.75	20.81	20.81		
10	64QAM	50	0	20.79	20.82	20.82		
Channel				19975	20175	20375	Tune-up limit (dBm)	MPR (dB)
Frequency (MHz)				1712.5	1732.5	1752.5		
5	QPSK	1	0	23.86	23.89	23.90	24	0
5	QPSK	1	12	23.82	23.80	23.81		
5	QPSK	1	24	23.85	23.84	23.84		
5	QPSK	12	0	22.82	22.85	22.88	23	1
5	QPSK	12	7	22.84	22.87	22.84		
5	QPSK	12	13	22.78	22.87	22.86		
5	QPSK	25	0	22.78	22.84	22.85		
5	16QAM	1	0	22.93	22.87	22.92	23	1
5	16QAM	1	12	22.84	22.84	22.69		
5	16QAM	1	24	22.80	22.84	22.80		
5	16QAM	12	0	21.71	21.65	21.68	22	2
5	16QAM	12	7	21.61	21.67	21.66		
5	16QAM	12	13	21.68	21.66	21.68		
5	16QAM	25	0	21.63	21.62	21.67		
5	64QAM	1	0	21.82	21.84	21.91	22	2
5	64QAM	1	12	21.85	21.81	21.79		
5	64QAM	1	24	21.82	21.85	21.83		
5	64QAM	12	0	20.74	20.73	20.72	21	3
5	64QAM	12	7	20.72	20.72	20.74		
5	64QAM	12	13	20.69	20.72	20.71		
5	64QAM	25	0	20.62	20.65	20.70		
Channel				19965	20175	20385	Tune-up limit (dBm)	MPR (dB)
Frequency (MHz)				1711.5	1732.5	1753.5		
3	QPSK	1	0	23.76	23.77	23.87	24	0
3	QPSK	1	8	23.74	23.79	23.83		
3	QPSK	1	14	23.73	23.76	23.82		
3	QPSK	8	0	22.77	22.79	22.83	23	1
3	QPSK	8	4	22.83	22.89	22.83		
3	QPSK	8	7	22.80	22.80	22.82		
3	QPSK	15	0	22.80	22.81	22.86		
3	16QAM	1	0	22.85	22.82	22.78	23	1
3	16QAM	1	8	22.79	22.91	22.88		
3	16QAM	1	14	22.93	22.87	22.76		
3	16QAM	8	0	21.70	21.70	21.64	22	2
3	16QAM	8	4	21.73	21.72	21.68		
3	16QAM	8	7	21.64	21.72	21.64		
3	16QAM	15	0	21.61	21.65	21.65		
3	64QAM	1	0	21.82	21.77	21.85	22	2
3	64QAM	1	8	21.78	21.79	21.79		
3	64QAM	1	14	21.73	21.86	21.81		
3	64QAM	8	0	20.67	20.66	20.70	21	3
3	64QAM	8	4	20.69	20.71	20.74		
3	64QAM	8	7	20.63	20.74	20.73		
3	64QAM	15	0	20.63	20.63	20.64		
Channel				19957	20175	20393	Tune-up limit (dBm)	MPR (dB)
Frequency (MHz)				1710.7	1732.5	1754.3		
1.4	QPSK	1	0	23.66	23.73	23.77	24	0
1.4	QPSK	1	3	23.79	23.79	23.83		
1.4	QPSK	1	5	23.68	23.72	23.75		
1.4	QPSK	3	0	23.75	23.79	23.81		
1.4	QPSK	3	1	23.80	23.83	23.84		
1.4	QPSK	3	3	23.74	23.79	23.79		
1.4	QPSK	6	0	22.74	22.76	22.78	23	1
1.4	16QAM	1	0	22.82	22.73	22.67	23	1
1.4	16QAM	1	3	22.88	22.78	22.76		
1.4	16QAM	1	5	22.85	22.81	22.76		
1.4	16QAM	3	0	22.59	22.51	22.49		
1.4	16QAM	3	1	22.61	22.61	22.58		
1.4	16QAM	3	3	22.58	22.57	22.54		
1.4	16QAM	6	0	21.62	21.67	21.66	22	2
1.4	64QAM	1	0	21.78	21.73	21.74	22	2
1.4	64QAM	1	3	21.80	21.87	21.71		
1.4	64QAM	1	5	21.63	21.75	21.69		
1.4	64QAM	3	0	21.66	21.72	21.70		
1.4	64QAM	3	1	21.75	21.74	21.77		
1.4	64QAM	3	3	21.70	21.65	21.69		
1.4	64QAM	6	0	20.86	20.86	20.86	21	3

Band 5 (Celluar Band)
Part 22H(only on channel required)

BW [MHz]	Modulation	RB Size	RB Offset	Power Low Ch. / Freq.	Power Middle Ch. / Freq.	Power High Ch. / Freq.	Tune-up limit (dBm)	MPR (dB)
Channel				20450	20525	20600		
Frequency (MHz)				829	836.5	844		
10	QPSK	1	0	23.26	23.32	23.17	24	0
10	QPSK	1	25	23.27	23.22	23.17		
10	QPSK	1	49	23.24	23.12	23.07		
10	QPSK	25	0	22.39	22.40	22.13	23	1
10	QPSK	25	12	22.39	22.30	22.26		
10	QPSK	25	25	22.31	22.33	22.22		
10	QPSK	50	0	22.38	22.31	22.13		
10	16QAM	1	0	22.75	22.55	22.55	23	1
10	16QAM	1	25	22.65	22.49	22.42		
10	16QAM	1	49	22.59	22.49	22.38		
10	16QAM	25	0	21.50	21.47	21.19	22	2
10	16QAM	25	12	21.44	21.41	21.32		
10	16QAM	25	25	21.40	21.37	21.28		
10	16QAM	50	0	21.46	21.39	21.24		
10	64QAM	1	0	21.66	21.55	21.40	22	2
10	64QAM	1	25	21.62	21.59	21.43		
10	64QAM	1	49	21.55	21.41	21.31		
10	64QAM	25	0	20.52	20.47	20.25	21	3
10	64QAM	25	12	20.47	20.46	20.39		
10	64QAM	25	25	20.44	20.41	20.30		
10	64QAM	50	0	20.49	20.39	20.27		
Channel				20425	20525	20625	Tune-up limit (dBm)	MPR (dB)
Frequency (MHz)				826.5	836.5	846.5		
5	QPSK	1	0	23.30	23.29	23.16	24	0
5	QPSK	1	12	23.26	23.19	23.10		
5	QPSK	1	24	23.27	23.25	23.10		
5	QPSK	12	0	22.38	22.31	22.21	23	1
5	QPSK	12	7	22.35	22.29	22.19		
5	QPSK	12	13	22.32	22.31	22.17		
5	QPSK	25	0	22.35	22.27	22.18		
5	16QAM	1	0	22.70	22.57	22.51	23	1
5	16QAM	1	12	22.49	22.65	22.51		
5	16QAM	1	24	22.70	22.65	22.33		
5	16QAM	12	0	21.49	21.42	21.33	22	2
5	16QAM	12	7	21.45	21.41	21.29		
5	16QAM	12	13	21.42	21.37	21.28		
5	16QAM	25	0	21.42	21.38	21.32		
5	64QAM	1	0	21.61	21.63	21.47	22	2
5	64QAM	1	12	21.64	21.48	21.35		
5	64QAM	1	24	21.51	21.58	21.33		
5	64QAM	12	0	20.55	20.49	20.38	21	3
5	64QAM	12	7	20.50	20.47	20.45		
5	64QAM	12	13	20.51	20.47	20.34		
5	64QAM	25	0	20.50	20.43	20.30		
Channel				20415	20525	20635	Tune-up limit (dBm)	MPR (dB)
Frequency (MHz)				825.5	836.5	847.5		
3	QPSK	1	0	23.26	23.20	23.09	24	0
3	QPSK	1	8	23.30	23.20	23.10		
3	QPSK	1	14	23.23	23.23	23.03		
3	QPSK	8	0	22.36	22.30	22.22	23	1
3	QPSK	8	4	22.36	22.28	22.18		
3	QPSK	8	7	22.32	22.27	22.17		
3	QPSK	15	0	22.34	22.26	22.18		
3	16QAM	1	0	22.59	22.59	22.53	23	1
3	16QAM	1	8	22.64	22.57	22.50		
3	16QAM	1	14	22.61	22.64	22.26		
3	16QAM	8	0	21.48	21.45	21.33	22	2
3	16QAM	8	4	21.53	21.46	21.38		
3	16QAM	8	7	21.53	21.46	21.29		
3	16QAM	15	0	21.48	21.38	21.28		
3	64QAM	1	0	21.60	21.47	21.45	22	2
3	64QAM	1	8	21.53	21.46	21.37		
3	64QAM	1	14	21.49	21.57	21.32		
3	64QAM	8	0	20.50	20.44	20.34	21	3
3	64QAM	8	4	20.55	20.48	20.37		
3	64QAM	8	7	20.53	20.41	20.31		
3	64QAM	15	0	20.45	20.40	20.31		
Channel				20407	20525	20643	Tune-up limit (dBm)	MPR (dB)
Frequency (MHz)				824.7	836.5	848.3		
1.4	QPSK	1	0	23.18	23.11	23.12	24	0
1.4	QPSK	1	3	23.27	23.18	23.04		
1.4	QPSK	1	5	23.19	23.16	23.21		
1.4	QPSK	3	0	23.28	23.22	23.08		
1.4	QPSK	3	1	23.31	23.25	23.13		
1.4	QPSK	3	3	23.31	23.18	23.08		
1.4	QPSK	6	0	22.30	22.21	22.17	23	1
1.4	16QAM	1	0	22.58	22.44	22.39	23	1
1.4	16QAM	1	3	22.68	22.59	22.29		
1.4	16QAM	1	5	22.46	22.54	22.28		
1.4	16QAM	3	0	22.30	22.26	22.15		
1.4	16QAM	3	1	22.40	22.28	22.18		
1.4	16QAM	3	3	22.30	22.23	22.06		
1.4	16QAM	6	0	21.46	21.40	21.25	22	2
1.4	64QAM	1	0	21.52	21.50	21.34	22	2
1.4	64QAM	1	3	21.57	21.41	21.36		
1.4	64QAM	1	5	21.51	21.53	21.34		
1.4	64QAM	3	0	21.55	21.42	21.34		
1.4	64QAM	3	1	21.58	21.46	21.28		
1.4	64QAM	3	3	21.46	21.53	21.34		
1.4	64QAM	6	0	20.39	20.29	20.25	21	3

Band 7 (2600MHz Band)
Part 27

BW [MHz]	Modulation	RB Size	RB Offset	Power Low Ch. / Freq.	Power Middle Ch. / Freq.	Power High Ch. / Freq.	Tune-up limit (dBm)	MPR (dB)
Channel				20850	21100	21350		
Frequency (MHz)				2510	2535	2560		
20	QPSK	1	0	22.86	23.04	22.98	23.5	0
20	QPSK	1	49	22.79	22.94	23.02		
20	QPSK	1	99	22.84	22.98	22.97		
20	QPSK	50	0	21.79	22.08	21.92	22.5	1
20	QPSK	50	24	21.95	22.02	21.97		
20	QPSK	50	50	21.91	22.02	22.05		
20	QPSK	100	0	21.91	21.98	21.95		
20	16QAM	1	0	21.87	22.17	22.12	22.5	1
20	16QAM	1	49	22.17	22.28	22.34		
20	16QAM	1	99	22.19	22.27	22.29		
20	16QAM	50	0	20.86	21.08	20.98	21.5	2
20	16QAM	50	24	21.03	21.10	21.06		
20	16QAM	50	50	21.01	21.07	21.14		
20	16QAM	100	0	20.98	21.07	21.00		
20	64QAM	1	0	20.75	21.02	21.00	21.5	2
20	64QAM	1	49	21.02	21.15	21.24		
20	64QAM	1	99	21.15	21.19	21.18		
20	64QAM	50	0	19.85	20.07	20.00	20.5	3
20	64QAM	50	24	20.02	20.09	20.06		
20	64QAM	50	50	19.99	20.04	20.12		
20	64QAM	100	0	20.00	20.05	20.00		
Channel				20825	21100	21375	Tune-up limit (dBm)	MPR (dB)
Frequency (MHz)				2507.5	2535	2562.5		
15	QPSK	1	0	22.60	22.79	22.84	23.5	0
15	QPSK	1	37	22.77	22.96	23.00		
15	QPSK	1	74	22.87	22.92	22.99		
15	QPSK	36	0	21.80	21.95	21.90	22.5	1
15	QPSK	36	20	21.86	22.02	22.07		
15	QPSK	36	39	21.93	21.98	22.00		
15	QPSK	75	0	21.79	21.97	21.92		
15	16QAM	1	0	21.85	22.14	22.10	22.5	1
15	16QAM	1	37	22.07	22.24	22.31		
15	16QAM	1	74	22.24	22.22	22.27		
15	16QAM	36	0	20.84	21.07	20.99	21.5	2
15	16QAM	36	20	20.92	21.08	21.13		
15	16QAM	36	39	21.01	21.05	21.11		
15	16QAM	75	0	20.86	21.08	21.02		
15	64QAM	1	0	20.79	21.03	21.03	21.5	2
15	64QAM	1	37	20.99	21.16	21.25		
15	64QAM	1	74	21.13	21.10	21.17		
15	64QAM	36	0	19.83	20.07	20.00	20.5	3
15	64QAM	36	20	19.88	20.05	20.12		
15	64QAM	36	39	20.02	20.05	20.11		
15	64QAM	75	0	19.87	20.07	20.02		
Channel				20800	21100	21400	Tune-up limit (dBm)	MPR (dB)
Frequency (MHz)				2505	2535	2565		
10	QPSK	1	0	22.66	22.75	22.90	23.5	0
10	QPSK	1	25	22.77	22.92	22.93		
10	QPSK	1	49	22.72	22.90	22.94		
10	QPSK	25	0	21.82	21.96	22.01	22.5	1
10	QPSK	25	12	21.85	21.99	22.02		
10	QPSK	25	25	21.83	21.99	22.00		
10	QPSK	50	0	21.83	21.99	22.00		
10	16QAM	1	0	21.86	22.13	22.18	22.5	1
10	16QAM	1	25	22.06	22.23	22.28		
10	16QAM	1	49	22.08	22.18	22.22		
10	16QAM	25	0	20.86	21.03	21.04	21.5	2
10	16QAM	25	12	20.92	21.09	21.09		
10	16QAM	25	25	20.91	21.04	21.05		
10	16QAM	50	0	20.90	21.05	21.07		
10	64QAM	1	0	20.76	20.99	21.06	21.5	2
10	64QAM	1	25	20.93	21.13	21.14		
10	64QAM	1	49	20.95	21.08	21.12		
10	64QAM	25	0	19.88	20.02	20.03	20.5	3
10	64QAM	25	12	19.92	20.10	20.10		
10	64QAM	25	25	19.91	20.05	20.04		
10	64QAM	50	0	19.88	20.04	20.06		
Channel				20775	21100	21425	Tune-up limit (dBm)	MPR (dB)
Frequency (MHz)				2502.5	2535	2567.5		
5	QPSK	1	0	22.64	22.89	22.94	23.5	0
5	QPSK	1	12	22.68	22.96	22.99		
5	QPSK	1	24	22.78	22.92	22.95		
5	QPSK	12	0	21.72	21.98	21.96	22.5	1
5	QPSK	12	7	21.74	21.99	22.00		
5	QPSK	12	13	21.85	21.99	21.98		
5	QPSK	25	0	21.83	21.97	21.99		
5	16QAM	1	0	21.89	22.21	22.22	22.5	1
5	16QAM	1	12	21.94	22.27	22.26		
5	16QAM	1	24	22.04	22.24	22.25		
5	16QAM	12	0	20.78	21.05	21.06	21.5	2
5	16QAM	12	7	20.83	21.11	21.10		
5	16QAM	12	13	20.90	21.04	21.09		
5	16QAM	25	0	20.88	21.07	21.06		
5	64QAM	1	0	20.81	21.11	21.14	21.5	2
5	64QAM	1	12	20.87	21.17	21.18		
5	64QAM	1	24	20.96	21.13	21.15		
5	64QAM	12	0	19.72	20.03	20.05	20.5	3
5	64QAM	12	7	19.80	20.08	20.07		
5	64QAM	12	13	19.91	20.03	20.08		
5	64QAM	25	0	19.89	20.06	20.06		

Band 12 (700MHz Low Band)
Part 27F(only on channel required)

BW [MHz]	Modulation	RB Size	RB Offset	Power Low Ch. / Freq.	Power Middle Ch. / Freq.	Power High Ch. / Freq.	Tune-up limit (dBm)	MPR (dB)
Channel				23060	23095	23130		
Frequency (MHz)				704	707.5	711		
10	QPSK	1	0	23.29	23.40	23.37	24	0
10	QPSK	1	25	23.29	23.29	23.37		
10	QPSK	1	49	23.22	23.27	23.31		
10	QPSK	25	0	22.40	22.41	22.34	23	1
10	QPSK	25	12	22.39	22.38	22.30		
10	QPSK	25	25	22.33	22.26	22.32		
10	QPSK	50	0	22.35	22.37	22.28		
10	16QAM	1	0	22.54	22.47	22.64	23	1
10	16QAM	1	25	22.51	22.54	22.64		
10	16QAM	1	49	22.49	22.61	22.60		
10	16QAM	25	0	21.50	21.43	21.46	22	2
10	16QAM	25	12	21.44	21.47	21.39		
10	16QAM	25	25	21.41	21.35	21.40		
10	16QAM	50	0	21.46	21.39	21.39		
10	64QAM	1	0	21.50	21.55	21.68	22	2
10	64QAM	1	25	21.51	21.49	21.60		
10	64QAM	1	49	21.44	21.50	21.64		
10	64QAM	25	0	20.52	20.49	20.41	21	3
10	64QAM	25	12	20.47	20.43	20.43		
10	64QAM	25	25	20.45	20.35	20.38		
10	64QAM	50	0	20.45	20.43	20.36		
Channel				23035	23095	23155	Tune-up limit (dBm)	MPR (dB)
Frequency (MHz)				701.5	707.5	713.5		
5	QPSK	1	0	23.29	23.31	23.37	24	0
5	QPSK	1	12	23.23	23.29	23.26		
5	QPSK	1	24	23.31	23.20	23.38		
5	QPSK	12	0	22.26	22.35	22.36	23	1
5	QPSK	12	7	22.34	22.35	22.40		
5	QPSK	12	13	22.35	22.25	22.32		
5	QPSK	25	0	22.36	22.31	22.35		
5	16QAM	1	0	22.46	22.73	22.63	23	1
5	16QAM	1	12	22.41	22.60	22.50		
5	16QAM	1	24	22.57	22.49	22.70		
5	16QAM	12	0	21.38	21.43	21.46	22	2
5	16QAM	12	7	21.38	21.39	21.45		
5	16QAM	12	13	21.43	21.35	21.40		
5	16QAM	25	0	21.45	21.41	21.43		
5	64QAM	1	0	21.48	21.66	21.70	22	2
5	64QAM	1	12	21.49	21.54	21.51		
5	64QAM	1	24	21.49	21.45	21.66		
5	64QAM	12	0	20.40	20.47	20.51	21	3
5	64QAM	12	7	20.42	20.46	20.53		
5	64QAM	12	13	20.46	20.40	20.42		
5	64QAM	25	0	20.46	20.42	20.45		
Channel				23025	23095	23165	Tune-up limit (dBm)	MPR (dB)
Frequency (MHz)				700.5	707.5	714.5		
3	QPSK	1	0	23.31	23.27	23.30	24	0
3	QPSK	1	8	23.19	23.28	23.37		
3	QPSK	1	14	23.24	23.28	23.39		
3	QPSK	8	0	22.27	22.32	22.35	23	1
3	QPSK	8	4	22.27	22.33	22.46		
3	QPSK	8	7	22.23	22.30	22.41		
3	QPSK	15	0	22.27	22.31	22.36		
3	16QAM	1	0	22.41	22.71	22.49	23	1
3	16QAM	1	8	22.40	22.52	22.56		
3	16QAM	1	14	22.49	22.43	22.62		
3	16QAM	8	0	21.43	21.40	21.44	22	2
3	16QAM	8	4	21.42	21.46	21.58		
3	16QAM	8	7	21.32	21.44	21.56		
3	16QAM	15	0	21.33	21.42	21.41		
3	64QAM	1	0	21.52	21.55	21.50	22	2
3	64QAM	1	8	21.43	21.53	21.62		
3	64QAM	1	14	21.45	21.52	21.70		
3	64QAM	8	0	20.44	20.45	20.49	21	3
3	64QAM	8	4	20.39	20.46	20.60		
3	64QAM	8	7	20.37	20.43	20.54		
3	64QAM	15	0	20.42	20.41	20.46		
Channel				23017	23095	23173	Tune-up limit (dBm)	MPR (dB)
Frequency (MHz)				699.7	707.5	715.3		
1.4	QPSK	1	0	23.16	23.21	23.29	24	0
1.4	QPSK	1	3	23.18	23.33	23.37		
1.4	QPSK	1	5	23.13	23.20	23.29		
1.4	QPSK	3	0	23.20	23.27	23.38		
1.4	QPSK	3	1	23.26	23.28	23.38		
1.4	QPSK	3	3	23.17	23.27	23.37		
1.4	QPSK	6	0	22.26	22.23	22.36	23	1
1.4	16QAM	1	0	22.34	22.57	22.57	23	1
1.4	16QAM	1	3	22.44	22.53	22.70		
1.4	16QAM	1	5	22.38	22.51	22.59		
1.4	16QAM	3	0	22.25	22.38	22.34		
1.4	16QAM	3	1	22.32	22.37	22.40		
1.4	16QAM	3	3	22.17	22.29	22.38		
1.4	16QAM	6	0	21.31	21.42	21.50	22	2
1.4	64QAM	1	0	21.41	21.43	21.61	22	2
1.4	64QAM	1	3	21.45	21.53	21.65		
1.4	64QAM	1	5	21.41	21.44	21.49		
1.4	64QAM	3	0	21.40	21.42	21.58		
1.4	64QAM	3	1	21.42	21.46	21.51		
1.4	64QAM	3	3	21.41	21.39	21.51		
1.4	64QAM	6	0	20.28	20.35	20.42	21	3

Band 13(700MHz Band)
Part 27F

BW [MHz]	Modulation	RB Size	RB Offset	Power Low Ch. / Freq.	Power Middle Ch. / Freq.	Power High Ch. / Freq.	Tune-up limit (dBm)	MPR (dB)
Channel					23230			
Frequency (MHz)					782			
10	QPSK	1	0		23.42		23.5	0
10	QPSK	1	25		23.30			
10	QPSK	1	49		23.21			
10	QPSK	25	0		22.38		22.5	1
10	QPSK	25	12		22.45			
10	QPSK	25	25		22.41			
10	QPSK	50	0		22.43			
10	16QAM	1	0		22.35		22.5	1
10	16QAM	1	25		22.31			
10	16QAM	1	49		22.40			
10	16QAM	25	0		21.45		21.5	2
10	16QAM	25	12		21.43			
10	16QAM	25	25		21.37			
10	16QAM	50	0		21.41			
10	64QAM	1	0		21.44		21.5	2
10	64QAM	1	25		21.42			
10	64QAM	1	49		21.33			
10	64QAM	25	0		20.39		20.5	3
10	64QAM	25	12		20.37			
10	64QAM	25	25		20.34			
10	64QAM	50	0		20.32			
Channel				23205	23230	23255	Tune-up limit (dBm)	MPR (dB)
Frequency (MHz)				779.5	782	784.5		
5	QPSK	1	0	23.37	23.38	23.30	23.5	0
5	QPSK	1	12	23.36	23.30	23.27		
5	QPSK	1	24	23.29	23.32	23.15		
5	QPSK	12	0	22.47	22.44	22.30	22.5	1
5	QPSK	12	7	22.45	22.48	22.29		
5	QPSK	12	13	22.44	22.42	22.29		
5	QPSK	25	0	22.45	22.42	22.29		
5	16QAM	1	0	22.43	22.42	22.42	22.5	1
5	16QAM	1	12	22.45	22.47	22.37		
5	16QAM	1	24	22.32	22.37	22.27		
5	16QAM	12	0	21.36	21.32	21.23	21.5	2
5	16QAM	12	7	21.38	21.35	21.23		
5	16QAM	12	13	21.33	21.29	21.16		
5	16QAM	25	0	21.34	21.31	21.19		
5	64QAM	1	0	21.38	21.47	21.29	21.5	2
5	64QAM	1	12	21.43	21.36	21.35		
5	64QAM	1	24	21.44	21.41	21.25		
5	64QAM	12	0	20.40	20.43	20.32	20.5	3
5	64QAM	12	7	20.41	20.36	20.29		
5	64QAM	12	13	20.33	20.35	20.23		
5	64QAM	25	0	20.33	20.31	20.18		

Band 17 (700MHz Band)
Part 27H(only on channel required)

BW [MHz]	Modulation	RB Size	RB Offset	Power Low Ch. / Freq.	Power Middle Ch. / Freq.	Power High Ch. / Freq.	Tune-up limit (dBm)	MPR (dB)
Channel				23780	23790	23800		
Frequency (MHz)				709	710	711		
10	QPSK	1	0	23.24	23.35	23.31	24	0
10	QPSK	1	25	23.25	23.27	23.23		
10	QPSK	1	49	23.22	23.24	23.21		
10	QPSK	25	0	22.30	22.34	22.33	23	1
10	QPSK	25	12	22.32	22.32	22.29		
10	QPSK	25	25	22.23	22.24	22.21		
10	QPSK	50	0	22.31	22.33	22.26		
10	16QAM	1	0	22.51	22.65	22.63	23	1
10	16QAM	1	25	22.54	22.55	22.48		
10	16QAM	1	49	22.54	22.44	22.44		
10	16QAM	25	0	21.42	21.41	21.41	22	2
10	16QAM	25	12	21.43	21.41	21.37		
10	16QAM	25	25	21.31	21.36	21.27		
10	16QAM	50	0	21.41	21.38	21.35		
10	64QAM	1	0	21.50	21.48	21.52	22	2
10	64QAM	1	25	21.59	21.45	21.47		
10	64QAM	1	49	21.43	21.51	21.41		
10	64QAM	25	0	20.43	20.43	20.40	21	3
10	64QAM	25	12	20.43	20.41	20.43		
10	64QAM	25	25	20.34	20.33	20.35		
10	64QAM	50	0	20.39	20.40	20.35		
Channel				23755	23790	23825	Tune-up limit (dBm)	MPR (dB)
Frequency (MHz)				706.5	710	713.5		
5	QPSK	1	0	23.24	23.34	23.29	24	0
5	QPSK	1	12	23.32	23.22	23.25		
5	QPSK	1	24	23.21	23.19	23.24		
5	QPSK	12	0	22.23	22.26	22.27	23	1
5	QPSK	12	7	22.32	22.29	22.36		
5	QPSK	12	13	22.30	22.26	22.28		
5	QPSK	25	0	22.35	22.28	22.24		
5	16QAM	1	0	22.29	22.41	22.30	23	1
5	16QAM	1	12	22.50	22.34	22.40		
5	16QAM	1	24	22.35	22.35	22.42		
5	16QAM	12	0	21.13	21.17	21.16	22	2
5	16QAM	12	7	21.22	21.20	21.28		
5	16QAM	12	13	21.14	21.15	21.21		
5	16QAM	25	0	21.17	21.14	21.11		
5	64QAM	1	0	21.38	21.37	21.33	22	2
5	64QAM	1	12	21.35	21.26	21.34		
5	64QAM	1	24	21.27	21.27	21.31		
5	64QAM	12	0	20.18	20.22	20.19	21	3
5	64QAM	12	7	20.30	20.22	20.35		
5	64QAM	12	13	20.25	20.18	20.26		
5	64QAM	25	0	20.21	20.17	20.13		

Band 25 (1900MHz Band)
Part 24E

BW [MHz]	Modulation	RB Size	RB Offset	Power Low Ch. / Freq.	Power Middle Ch. / Freq.	Power High Ch. / Freq.	Tune-up limit (dBm)	MPR (dB)
Channel				26140	26340	26590		
Frequency (MHz)				1860	1880	1905		
20	QPSK	1	0	23.13	23.16	22.80	24	0
20	QPSK	1	49	22.85	22.86	22.71		
20	QPSK	1	99	22.96	22.88	22.74		
20	QPSK	50	0	21.96	21.98	21.81	23	1
20	QPSK	50	24	21.95	21.94	21.76		
20	QPSK	50	50	21.89	21.90	21.71		
20	QPSK	100	0	21.91	21.96	21.77		
20	16QAM	1	0	22.43	22.49	22.18	23	1
20	16QAM	1	49	22.22	22.19	22.02		
20	16QAM	1	99	22.28	22.24	21.99		
20	16QAM	50	0	21.08	21.10	20.92	22	2
20	16QAM	50	24	21.04	21.06	20.88		
20	16QAM	50	50	21.02	21.01	20.84		
20	16QAM	100	0	21.02	21.07	20.82		
20	64QAM	1	0	21.37	21.36	20.99	22	2
20	64QAM	1	49	21.10	21.17	20.95		
20	64QAM	1	99	21.33	21.22	21.01		
20	64QAM	50	0	20.11	20.13	19.90	21	3
20	64QAM	50	24	20.03	20.07	19.88		
20	64QAM	50	50	20.04	20.06	19.88		
20	64QAM	100	0	20.04	20.08	19.86		
Channel				26115	26340	26615	Tune-up limit (dBm)	MPR (dB)
Frequency (MHz)				1857.5	1880	1907.5		
15	QPSK	1	0	22.92	23.00	22.82	24	0
15	QPSK	1	37	22.80	22.82	22.52		
15	QPSK	1	74	22.85	22.78	22.59		
15	QPSK	36	0	21.89	21.97	21.79	23	1
15	QPSK	36	20	21.90	21.94	21.76		
15	QPSK	36	39	21.85	21.93	21.57		
15	QPSK	75	0	21.92	21.98	21.75		
15	16QAM	1	0	22.33	22.30	22.16	23	1
15	16QAM	1	37	22.15	22.10	21.86		
15	16QAM	1	74	22.19	22.08	21.85		
15	16QAM	36	0	21.03	21.08	20.90	22	2
15	16QAM	36	20	21.02	21.07	20.84		
15	16QAM	36	39	20.98	21.03	20.69		
15	16QAM	75	0	21.01	21.00	20.83		
15	64QAM	1	0	21.23	21.26	21.05	22	2
15	64QAM	1	37	21.10	21.06	20.94		
15	64QAM	1	74	21.12	21.00	21.03		
15	64QAM	36	0	20.09	20.14	19.92	21	3
15	64QAM	36	20	20.11	20.09	19.84		
15	64QAM	36	39	20.06	20.05	19.70		
15	64QAM	75	0	20.04	20.04	19.88		
Channel				26090	26340	26640	Tune-up limit (dBm)	MPR (dB)
Frequency (MHz)				1855	1880	1910		
10	QPSK	1	0	23.09	23.15	22.79	24	0
10	QPSK	1	25	22.83	22.86	22.74		
10	QPSK	1	49	23.01	23.05	22.75		
10	QPSK	25	0	21.94	21.92	21.63	23	1
10	QPSK	25	12	21.89	21.92	21.61		
10	QPSK	25	25	21.87	21.90	21.61		
10	QPSK	50	0	21.88	21.91	21.63		
10	16QAM	1	0	22.33	22.39	21.91	23	1
10	16QAM	1	25	22.18	22.23	22.01		
10	16QAM	1	49	22.25	22.23	21.98		
10	16QAM	25	0	21.01	21.03	20.74	22	2
10	16QAM	25	12	21.01	21.03	20.68		
10	16QAM	25	25	21.01	21.00	20.69		
10	16QAM	50	0	20.98	21.03	20.70		
10	64QAM	1	0	21.30	21.29	20.83	22	2
10	64QAM	1	25	21.12	21.17	20.98		
10	64QAM	1	49	21.28	21.30	20.89		
10	64QAM	25	0	20.10	20.02	19.71	21	3
10	64QAM	25	12	20.02	20.04	19.70		
10	64QAM	25	25	19.97	20.04	19.66		
10	64QAM	50	0	20.05	20.08	19.70		
Channel				26065	26340	26665	Tune-up limit (dBm)	MPR (dB)
Frequency (MHz)				1852.5	1880	1912.5		
5	QPSK	1	0	22.93	22.90	22.60	24	0
5	QPSK	1	12	22.84	22.84	22.50		
5	QPSK	1	24	22.88	22.86	22.59		
5	QPSK	12	0	21.89	21.92	21.60	23	1
5	QPSK	12	7	21.89	21.91	21.65		
5	QPSK	12	13	21.87	21.89	21.58		
5	QPSK	25	0	21.86	21.88	21.60		
5	16QAM	1	0	22.17	22.30	21.82	23	1
5	16QAM	1	12	22.26	22.07	21.93		
5	16QAM	1	24	22.20	22.14	21.82		
5	16QAM	12	0	20.99	21.03	20.66	22	2
5	16QAM	12	7	21.02	21.01	20.68		
5	16QAM	12	13	21.00	21.00	20.62		
5	16QAM	25	0	20.96	21.01	20.62		
5	64QAM	1	0	21.22	21.13	20.80	22	2
5	64QAM	1	12	21.14	21.09	20.94		
5	64QAM	1	24	21.15	21.13	20.91		
5	64QAM	12	0	20.07	20.07	19.72	21	3
5	64QAM	12	7	20.05	20.08	19.75		
5	64QAM	12	13	20.06	20.07	19.71		
5	64QAM	25	0	20.03	20.02	19.66		
Channel				26055	26340	26675	Tune-up limit (dBm)	MPR (dB)
Frequency (MHz)				1851.5	1880	1913.5		
3	QPSK	1	0	22.86	22.90	22.59	24	0
3	QPSK	1	8	22.82	22.83	22.57		
3	QPSK	1	14	22.79	22.82	22.53		
3	QPSK	8	0	21.84	21.85	21.59	23	1
3	QPSK	8	4	21.87	21.90	21.61		
3	QPSK	8	7	21.85	21.88	21.54		
3	QPSK	15	0	21.86	21.88	21.57		
3	16QAM	1	0	22.24	22.17	21.80	23	1
3	16QAM	1	8	22.19	22.09	21.93		
3	16QAM	1	14	22.03	22.06	21.76		
3	16QAM	8	0	21.02	21.07	20.67	22	2
3	16QAM	8	4	21.04	21.07	20.69		
3	16QAM	8	7	20.99	21.01	20.64		
3	16QAM	15	0	20.96	20.99	20.69		
3	64QAM	1	0	21.16	21.21	20.78	22	2
3	64QAM	1	8	21.08	21.07	20.73		
3	64QAM	1	14	21.11	21.15	20.90		
3	64QAM	8	0	20.01	20.08	19.71	21	3
3	64QAM	8	4	20.09	20.06	19.74		
3	64QAM	8	7	19.98	20.07	19.66		
3	64QAM	15	0	19.97	20.02	19.68		
Channel				26047	26340	26683	Tune-up limit (dBm)	MPR (dB)
Frequency (MHz)				1850.7	1880	1914.3		
1.4	QPSK	1	0	22.77	22.80	22.44	24	0
1.4	QPSK	1	3	22.84	22.89	22.54		
1.4	QPSK	1	5	22.76	22.79	22.47		
1.4	QPSK	3	0	22.81	22.86	22.52		
1.4	QPSK	3	1	22.87	22.88	22.57		
1.4	QPSK	3	3	22.81	22.81	22.58		
1.4	QPSK	6	0	21.83	21.82	21.56	23	1
1.4	16QAM	1	0	22.13	22.15	21.96	23	1
1.4	16QAM	1	3	22.16	22.18	21.71		
1.4	16QAM	1	5	22.08	22.16	21.88		
1.4	16QAM	3	0	21.87	21.86	21.51		
1.4	16QAM	3	1	21.92	21.99	21.62		
1.4	16QAM	3	3	21.86	21.86	21.53		
1.4	16QAM	6	0	21.02	21.03	20.71	22	2
1.4	64QAM	1	0	21.10	21.11	20.70	22	2
1.4	64QAM	1	3	21.05	21.07	20.80		
1.4	64QAM	1	5	20.97	21.07	20.70		
1.4	64QAM	3	0	21.00	21.04	20.70		
1.4	64QAM	3	1	21.09	21.08	20.69		
1.4	64QAM	3	3	21.00	21.01	20.65		
1.4	64QAM	6	0	19.91	19.88	19.63	21	3

Band 26 for FCC
(only on channel required)

BW [MHz]	Modulation	RB Size	RB Offset	Power Low Ch. / Freq.	Power Middle Ch. / Freq.	Power High Ch. / Freq.	Tune-up limit (dBm)	MPR (dB)
Channel				26765	26865	26965		
Frequency (MHz)				821.5	831.5	841.5		
15	QPSK	1	0	23.44	23.45	23.32	24	0
15	QPSK	1	37	23.42	23.33	23.26		
15	QPSK	1	74	23.26	23.22	23.19		
15	QPSK	36	0	22.50	22.53	22.34	23	1
15	QPSK	36	20	22.50	22.40	22.32		
15	QPSK	36	39	22.36	22.30	22.32		
15	QPSK	75	0	22.40	22.43	22.28		
15	16QAM	1	0	22.84	22.73	22.67	23	1
15	16QAM	1	37	22.79	22.61	22.69		
15	16QAM	1	74	22.61	22.52	22.57		
15	16QAM	36	0	21.60	21.51	21.43	22	2
15	16QAM	36	20	21.56	21.51	21.42		
15	16QAM	36	39	21.50	21.39	21.47		
15	16QAM	75	0	21.56	21.45	21.42		
15	64QAM	1	0	21.80	21.73	21.56	22	2
15	64QAM	1	37	21.82	21.50	21.63		
15	64QAM	1	74	21.51	21.65	21.50		
15	64QAM	36	0	20.66	20.55	20.51	21	3
15	64QAM	36	20	20.66	20.58	20.49		
15	64QAM	36	39	20.53	20.44	20.51		
15	64QAM	75	0	20.55	20.50	20.43		
Channel				26740	26865	26990	Tune-up limit (dBm)	MPR (dB)
Frequency (MHz)				819	831.5	844		
10	QPSK	1	0	23.41	23.33	23.31	24	0
10	QPSK	1	25	23.35	23.25	23.26		
10	QPSK	1	49	23.25	23.22	23.16		
10	QPSK	25	0	22.49	22.35	22.38	23	1
10	QPSK	25	12	22.43	22.34	22.35		
10	QPSK	25	25	22.38	22.32	22.29		
10	QPSK	50	0	22.42	22.33	22.36		
10	16QAM	1	0	22.81	22.57	22.73	23	1
10	16QAM	1	25	22.73	22.73	22.59		
10	16QAM	1	49	22.59	22.59	22.38		
10	16QAM	25	0	21.56	21.49	21.47	22	2
10	16QAM	25	12	21.57	21.46	21.46		
10	16QAM	25	25	21.45	21.43	21.42		
10	16QAM	50	0	21.51	21.43	21.43		
10	64QAM	1	0	21.79	21.64	21.65	22	2
10	64QAM	1	25	21.66	21.63	21.53		
10	64QAM	1	49	21.62	21.58	21.47		
10	64QAM	25	0	20.56	20.48	20.52	21	3
10	64QAM	25	12	20.57	20.50	20.50		
10	64QAM	25	25	20.53	20.40	20.43		
10	64QAM	50	0	20.57	20.44	20.45		
Channel				26715	26865	27015	Tune-up limit (dBm)	MPR (dB)
Frequency (MHz)				816.5	831.5	846.5		
5	QPSK	1	0	23.43	23.30	23.24	24	0
5	QPSK	1	12	23.39	23.25	23.23		
5	QPSK	1	24	23.37	23.26	23.13		
5	QPSK	12	0	22.44	22.31	22.31	23	1
5	QPSK	12	7	22.46	22.32	22.35		
5	QPSK	12	13	22.42	22.33	22.27		
5	QPSK	25	0	22.44	22.31	22.30		
5	16QAM	1	0	22.74	22.61	22.50	23	1
5	16QAM	1	12	22.79	22.65	22.61		
5	16QAM	1	24	22.76	22.59	22.41		
5	16QAM	12	0	21.58	21.45	21.42	22	2
5	16QAM	12	7	21.58	21.49	21.45		
5	16QAM	12	13	21.57	21.45	21.36		
5	16QAM	25	0	21.51	21.45	21.41		
5	64QAM	1	0	21.73	21.56	21.54	22	2
5	64QAM	1	12	21.68	21.52	21.49		
5	64QAM	1	24	21.65	21.57	21.37		
5	64QAM	12	0	20.65	20.50	20.52	21	3
5	64QAM	12	7	20.67	20.54	20.52		
5	64QAM	12	13	20.57	20.47	20.45		
5	64QAM	25	0	20.56	20.44	20.42		
Channel				26705	26865	27025	Tune-up limit (dBm)	MPR (dB)
Frequency (MHz)				815.5	831.5	847.5		
3	QPSK	1	0	23.41	23.29	23.20	24	0
3	QPSK	1	8	23.34	23.27	23.15		
3	QPSK	1	14	23.34	23.22	23.13		
3	QPSK	8	0	22.42	22.29	22.30	23	1
3	QPSK	8	4	22.42	22.32	22.32		
3	QPSK	8	7	22.46	22.30	22.27		
3	QPSK	15	0	22.42	22.27	22.28		
3	16QAM	1	0	22.80	22.57	22.50	23	1
3	16QAM	1	8	22.71	22.58	22.57		
3	16QAM	1	14	22.68	22.60	22.35		
3	16QAM	8	0	21.59	21.48	21.43	22	2
3	16QAM	8	4	21.60	21.50	21.45		
3	16QAM	8	7	21.59	21.45	21.41		
3	16QAM	15	0	21.57	21.36	21.42		
3	64QAM	1	0	21.71	21.65	21.47	22	2
3	64QAM	1	8	21.72	21.54	21.49		
3	64QAM	1	14	21.71	21.52	21.42		
3	64QAM	8	0	20.62	20.50	20.49	21	3
3	64QAM	8	4	20.63	20.51	20.47		
3	64QAM	8	7	20.60	20.48	20.48		
3	64QAM	15	0	20.54	20.44	20.43		
Channel				26697	26865	27033	Tune-up limit (dBm)	MPR (dB)
Frequency (MHz)				814.7	831.5	848.3		
1.4	QPSK	1	0	23.32	23.19	23.08	24	0
1.4	QPSK	1	3	23.40	23.28	23.19		
1.4	QPSK	1	5	23.29	23.22	23.11		
1.4	QPSK	3	0	23.37	23.22	23.17		
1.4	QPSK	3	1	23.41	23.23	23.20		
1.4	QPSK	3	3	23.37	23.25	23.19		
1.4	QPSK	6	0	22.35	22.21	22.20	23	1
1.4	16QAM	1	0	22.60	22.58	22.36	23	1
1.4	16QAM	1	3	22.80	22.59	22.41		
1.4	16QAM	1	5	22.58	22.50	22.33		
1.4	16QAM	3	0	22.48	22.29	22.21		
1.4	16QAM	3	1	22.46	22.38	22.22		
1.4	16QAM	3	3	22.48	22.29	22.15		
1.4	16QAM	6	0	21.54	21.44	21.42	22	2
1.4	64QAM	1	0	21.64	21.54	21.47	22	2
1.4	64QAM	1	3	21.70	21.50	21.47		
1.4	64QAM	1	5	21.58	21.49	21.28		
1.4	64QAM	3	0	21.57	21.51	21.43		
1.4	64QAM	3	1	21.63	21.51	21.41		
1.4	64QAM	3	3	21.69	21.45	21.37		
1.4	64QAM	6	0	20.41	20.34	20.36	21	3

Band 38(only on channel required)

Full Power

BW [MHz]	Modulation	RB Size	RB Offset	Power Low Ch. / Freq.	Power Middle Ch. / Freq.	Power High Ch. / Freq.	Tune-up limit (dBm)	MPR (dB)
Channel				37850	38000	38150		
Frequency (MHz)				2580	2595	2610		
20	QPSK	1	0	22.89	23.18	23.05	24	0
20	QPSK	1	49	22.98	23.11	23.15		
20	QPSK	1	99	22.93	23.00	23.01		
20	QPSK	50	0	22.08	22.18	22.13	23	1
20	QPSK	50	24	22.15	22.17	22.11		
20	QPSK	50	50	22.06	22.10	22.10		
20	QPSK	100	0	22.15	22.17	22.07		
20	16QAM	1	0	22.03	22.18	22.20	23	1
20	16QAM	1	49	22.13	22.27	22.33		
20	16QAM	1	99	22.09	22.14	22.19		
20	16QAM	50	0	21.19	21.29	21.24	22	2
20	16QAM	50	24	21.25	21.32	21.22		
20	16QAM	50	50	21.21	21.22	21.24		
20	16QAM	100	0	21.23	21.24	21.18		
20	64QAM	1	0	20.65	20.80	20.83	22	2
20	64QAM	1	49	20.75	20.88	20.93		
20	64QAM	1	99	20.70	20.71	20.77		
20	64QAM	50	0	20.16	20.29	20.22	21	3
20	64QAM	50	24	20.26	20.28	20.22		
20	64QAM	50	50	20.19	20.22	20.27		
20	64QAM	100	0	20.24	20.24	20.15		
Channel				37825	38000	38175	Tune-up limit (dBm)	MPR (dB)
Frequency (MHz)				2577.5	2595	2612.5		
15	QPSK	1	0	22.84	23.02	23.07	24	0
15	QPSK	1	37	22.94	23.16	23.17		
15	QPSK	1	74	22.91	23.03	23.05		
15	QPSK	36	0	21.94	22.05	22.07	23	1
15	QPSK	36	20	22.05	22.14	22.20		
15	QPSK	36	39	21.96	22.07	22.11		
15	QPSK	75	0	21.96	22.02	22.05		
15	16QAM	1	0	21.98	22.14	22.20	23	1
15	16QAM	1	37	22.04	22.30	22.31		
15	16QAM	1	74	22.00	22.14	22.19		
15	16QAM	36	0	21.01	21.19	21.15	22	2
15	16QAM	36	20	21.05	21.21	21.27		
15	16QAM	36	39	21.07	21.17	21.22		
15	16QAM	75	0	21.04	21.19	21.17		
15	64QAM	1	0	20.59	20.78	20.81	22	2
15	64QAM	1	37	20.76	20.91	20.90		
15	64QAM	1	74	20.68	20.77	20.74		
15	64QAM	36	0	20.13	20.27	20.18	21	3
15	64QAM	36	20	20.20	20.29	20.31		
15	64QAM	36	39	20.13	20.22	20.26		
15	64QAM	75	0	20.16	20.25	20.14		
Channel				37800	38000	38200	Tune-up limit (dBm)	MPR (dB)
Frequency (MHz)				2575	2595	2615		
10	QPSK	1	0	22.82	23.00	23.15	24	0
10	QPSK	1	25	22.90	22.98	23.14		
10	QPSK	1	49	22.81	22.95	23.09		
10	QPSK	25	0	21.95	22.01	22.14	23	1
10	QPSK	25	12	21.93	22.07	22.15		
10	QPSK	25	25	21.91	21.97	22.12		
10	QPSK	50	0	21.96	22.03	22.15		
10	16QAM	1	0	21.95	22.15	22.27	23	1
10	16QAM	1	25	22.02	22.14	22.25		
10	16QAM	1	49	21.96	22.05	22.15		
10	16QAM	25	0	21.05	21.11	21.28	22	2
10	16QAM	25	12	21.08	21.14	21.30		
10	16QAM	25	25	21.00	21.10	21.21		
10	16QAM	50	0	21.05	21.14	21.29		
10	64QAM	1	0	20.56	20.74	20.90	22	2
10	64QAM	1	25	20.68	20.72	20.90		
10	64QAM	1	49	20.57	20.70	20.80		
10	64QAM	25	0	20.12	20.19	20.34	21	3
10	64QAM	25	12	20.16	20.24	20.36		
10	64QAM	25	25	20.09	20.15	20.32		
10	64QAM	50	0	20.06	20.14	20.30		
Channel				37775	38000	38225	Tune-up limit (dBm)	MPR (dB)
Frequency (MHz)				2572.5	2595	2617.5		
5	QPSK	1	0	22.78	22.97	23.11	24	0
5	QPSK	1	12	22.79	23.01	23.11		
5	QPSK	1	24	22.78	22.92	23.02		
5	QPSK	12	0	21.84	22.04	22.12	23	1
5	QPSK	12	7	21.87	22.07	22.22		
5	QPSK	12	13	21.95	22.03	22.08		
5	QPSK	25	0	21.92	22.00	22.12		
5	16QAM	1	0	21.90	22.09	22.21	23	1
5	16QAM	1	12	21.94	22.16	22.22		
5	16QAM	1	24	21.97	22.07	22.16		
5	16QAM	12	0	20.89	21.07	21.21	22	2
5	16QAM	12	7	20.93	21.12	21.24		
5	16QAM	12	13	21.00	21.04	21.20		
5	16QAM	25	0	21.04	21.11	21.25		
5	64QAM	1	0	20.58	20.72	20.85	22	2
5	64QAM	1	12	20.53	20.73	20.83		
5	64QAM	1	24	20.60	20.71	20.87		
5	64QAM	12	0	19.97	20.21	20.32	21	3
5	64QAM	12	7	20.01	20.19	20.30		
5	64QAM	12	13	20.09	20.19	20.33		
5	64QAM	25	0	20.12	20.21	20.29		

Band 41 (2.6G Band)

BW [MHz]	Modulation	RB Size	RB Offset	Power Low Ch. / Freq.	Power Low Middle Ch. / Freq.	Power Middle Ch. / Freq.	Power High Middle Ch. / Freq.	Power High Ch. / Freq.	Tune-up limit (dBm)	MPR (dB)
Channel				39750	40185	40620	41055	41490		
Frequency (MHz)				2506	2549.5	2593	2636.5	2680		
20	QPSK	1	0	22.87	23.00	23.24	23.00	22.93	24	0
20	QPSK	1	49	23.00	23.09	23.02	23.13	22.85		
20	QPSK	1	99	22.97	22.92	22.97	22.96	22.92		
20	QPSK	50	0	22.05	22.15	22.19	22.10	21.99	23	1
20	QPSK	50	24	22.10	22.16	22.04	22.05	21.94		
20	QPSK	50	50	22.10	22.08	21.95	22.01	21.81		
20	QPSK	100	0	22.09	22.11	22.13	22.00	21.87		
20	16QAM	1	0	21.96	22.09	22.18	22.12	22.01	23	1
20	16QAM	1	49	22.11	22.23	22.14	22.20	21.98		
20	16QAM	1	99	22.08	22.07	22.11	22.05	21.79		
20	16QAM	50	0	21.14	21.27	21.16	21.17	21.03	22	2
20	16QAM	50	24	21.22	21.26	21.13	21.16	21.05		
20	16QAM	50	50	21.20	21.13	21.10	21.09	20.87		
20	16QAM	100	0	21.15	21.18	21.11	21.13	20.94		
20	64QAM	1	0	20.55	20.72	20.78	20.79	20.70	22	2
20	64QAM	1	49	20.73	20.85	20.74	20.81	20.57		
20	64QAM	1	99	20.70	20.72	20.70	20.67	20.45		
20	64QAM	50	0	20.15	20.27	20.13	20.17	20.05	21	3
20	64QAM	50	24	20.22	20.25	20.15	20.27	20.05		
20	64QAM	50	50	20.17	20.14	20.09	20.19	19.89		
20	64QAM	100	0	20.17	20.18	20.11	20.16	20.00		
Channel				39725	40173	40620	41068	41515	Tune-up limit (dBm)	MPR (dB)
Frequency (MHz)				2503.5	2548.3	2593	2637.8	2682.5		
15	QPSK	1	0	22.93	22.96	23.00	23.02	22.78	24	0
15	QPSK	1	37	23.04	23.05	23.04	23.04	22.87		
15	QPSK	1	74	23.04	22.99	23.01	22.99	22.69		
15	QPSK	36	0	22.03	21.99	22.02	22.04	21.93	23	1
15	QPSK	36	20	22.05	21.98	22.00	22.04	21.95		
15	QPSK	36	39	22.06	22.03	21.95	21.93	21.82		
15	QPSK	75	0	22.06	21.98	21.96	22.00	21.90		
15	16QAM	1	0	21.98	22.05	22.19	22.14	21.90	23	1
15	16QAM	1	37	22.11	22.14	22.18	22.13	21.99		
15	16QAM	1	74	22.08	22.12	22.15	22.10	21.71		
15	16QAM	36	0	21.05	21.02	21.10	21.10	20.90	22	2
15	16QAM	36	20	21.16	21.08	21.09	21.14	20.88		
15	16QAM	36	39	21.13	21.14	21.06	21.03	20.84		
15	16QAM	75	0	21.16	21.07	21.09	21.14	20.95		
15	64QAM	1	0	20.61	20.68	20.78	20.77	20.54	22	2
15	64QAM	1	37	20.73	20.82	20.79	20.73	20.56		
15	64QAM	1	74	20.72	20.79	20.77	20.73	20.36		
15	64QAM	36	0	20.12	20.17	20.12	20.15	19.99	21	3
15	64QAM	36	20	20.17	20.21	20.14	20.18	19.99		
15	64QAM	36	39	20.15	20.21	20.08	20.11	19.92		
15	64QAM	75	0	20.16	20.15	20.12	20.14	19.97		
Channel				39700	40160	40620	41080	41540	Tune-up limit (dBm)	MPR (dB)
Frequency (MHz)				2501	2547	2593	2639	2685		
10	QPSK	1	0	22.92	23.12	22.96	22.98	23.23	24	0
10	QPSK	1	25	22.99	23.13	22.97	22.99	22.78		
10	QPSK	1	49	23.00	23.03	22.91	23.01	23.11		
10	QPSK	25	0	22.01	22.12	21.97	21.98	22.02	23	1
10	QPSK	25	12	22.07	22.14	21.98	22.02	21.87		
10	QPSK	25	25	22.06	22.06	21.93	21.96	21.95		
10	QPSK	50	0	22.09	22.10	22.00	22.01	22.01		
10	16QAM	1	0	22.03	22.23	22.11	22.09	22.32	23	1
10	16QAM	1	25	22.11	22.20	22.13	22.12	21.86		
10	16QAM	1	49	22.08	22.12	22.01	22.12	22.27		
10	16QAM	25	0	21.06	21.21	21.09	21.10	21.11	22	2
10	16QAM	25	12	21.15	21.26	21.12	21.10	20.96		
10	16QAM	25	25	21.15	21.15	21.05	21.06	21.03		
10	16QAM	50	0	21.14	21.23	21.09	21.13	21.11		
10	64QAM	1	0	20.63	20.88	20.75	20.71	20.93	22	2
10	64QAM	1	25	20.72	20.87	20.69	20.75	20.51		
10	64QAM	1	49	20.65	20.71	20.67	20.80	20.91		
10	64QAM	25	0	20.11	20.26	20.13	20.16	20.17	21	3
10	64QAM	25	12	20.17	20.30	20.21	20.21	20.03		
10	64QAM	25	25	20.19	20.20	20.12	20.14	20.08		
10	64QAM	50	0	20.16	20.19	20.08	20.13	20.11		
Channel				39675	40148	40620	41093	41565	Tune-up limit (dBm)	MPR (dB)
Frequency (MHz)				2498.5	2545.8	2593	2640.30	2687.5		
5	QPSK	1	0	22.93	23.06	22.93	22.98	22.75	24	0
5	QPSK	1	12	22.95	23.07	23.00	23.07	22.75		
5	QPSK	1	24	22.91	23.01	22.89	23.01	22.69		
5	QPSK	12	0	22.01	22.10	21.96	22.01	21.80	23	1
5	QPSK	12	7	22.02	22.16	22.02	22.00	21.80		
5	QPSK	12	13	22.04	22.11	21.95	22.05	21.75		
5	QPSK	25	0	22.01	22.13	21.95	22.00	21.76		
5	16QAM	1	0	21.99	22.19	22.07	22.07	21.79	23	1
5	16QAM	1	12	22.05	22.19	22.12	22.16	21.79		
5	16QAM	1	24	22.05	22.11	22.06	22.14	21.72		
5	16QAM	12	0	21.03	21.19	21.03	21.04	20.76	22	2
5	16QAM	12	7	21.03	21.19	21.04	21.10	20.81		
5	16QAM	12	13	21.02	21.13	21.05	21.16	20.77		
5	16QAM	25	0	21.07	21.20	21.08	21.09	20.87		
5	64QAM	1	0	20.58	20.81	20.74	20.70	20.53	22	2
5	64QAM	1	12	20.65	20.81	20.75	20.84	20.49		
5	64QAM	1	24	20.67	20.84	20.69	20.81	20.44		
5	64QAM	12	0	20.10	20.25	20.15	20.19	19.89	21	3
5	64QAM	12	7	20.18	20.28	20.18	20.23	19.95		
5	64QAM	12	13	20.14	20.21	20.12	20.23	19.84		
5	64QAM	25	0	20.11	20.23	20.12	20.17	19.88		

Reduced Power Mode

GSM850	Burst Average Power (dBm)			Tune-up Limit (dBm)	Frame-Average Power (dBm)			Tune-up Limit (dBm)
TX Channel	128	189	251		128	189	251	
Frequency (MHz)	824.2	836.4	848.8		824.2	836.4	848.8	
GPRS 1 Tx slot	29.90	29.92	29.82	31.00	20.90	20.92	20.82	22.00
GPRS 2 Tx slots	27.34	27.33	27.32	28.00	21.34	21.33	21.32	22.00
GPRS 3 Tx slots	25.53	25.72	25.99	26.00	21.27	21.46	21.73	21.74
GPRS 4 Tx slots	23.87	23.94	23.99	24.50	20.87	20.94	20.99	21.50
EDGE 1 Tx slot	27.26	27.02	26.82	28.50	18.26	18.02	17.82	19.50
EDGE 2 Tx slots	24.01	23.78	23.58	25.50	18.01	17.78	17.58	19.50
EDGE 3 Tx slots	22.05	21.97	21.69	23.50	17.79	17.71	17.43	19.24
EDGE 4 Tx slots	20.75	20.55	20.35	22.00	17.75	17.55	17.35	19.00

Band		WCDMA II			Tune-up Limit (dBm)	WCDMA V			Tune-up Limit (dBm)
TX Channel		9262	9400	9538		4132	4182	4233	
Rx Channel		9662	9800	9938		4357	4407	4458	
Frequency (MHz)		1852.4	1880	1907.6		826.4	836.4	846.6	
3GPP Rel 99	RMC 12.2Kbps	20.55	20.43	20.52	21.50	21.96	21.83	21.88	22.50
3GPP Rel 6	HSDPA Subtest-1	19.42	19.32	19.41	20.50	20.91	20.91	20.95	21.50
3GPP Rel 6	HSDPA Subtest-2	19.39	19.29	19.37	20.50	20.93	20.96	20.98	21.50
3GPP Rel 6	HSDPA Subtest-3	18.92	18.85	18.87	20.00	20.42	20.43	20.46	21.00
3GPP Rel 6	HSDPA Subtest-4	18.96	18.81	18.91	20.00	20.48	20.45	20.39	21.00
3GPP Rel 8	DC-HSDPA Subtest-1	19.23	18.98	19.20	20.50	20.50	20.44	20.41	21.50
3GPP Rel 8	DC-HSDPA Subtest-2	19.15	18.84	19.11	20.50	20.44	20.48	20.37	21.50
3GPP Rel 8	DC-HSDPA Subtest-3	18.56	18.39	18.61	20.00	20.00	19.89	19.91	21.00
3GPP Rel 8	DC-HSDPA Subtest-4	18.55	18.31	18.49	20.00	20.02	19.88	19.87	21.00
3GPP Rel 6	HSUPA Subtest-1	19.39	19.47	19.59	20.50	20.89	20.88	20.86	21.50
3GPP Rel 6	HSUPA Subtest-2	17.41	17.43	17.54	18.50	18.89	18.86	18.86	19.50
3GPP Rel 6	HSUPA Subtest-3	18.39	18.49	18.62	19.50	19.87	19.93	19.86	20.50
3GPP Rel 6	HSUPA Subtest-4	17.44	17.48	17.56	18.50	18.85	18.90	18.84	19.50
3GPP Rel 6	HSUPA Subtest-5	19.57	19.46	19.54	20.50	20.90	20.80	20.90	21.50

Band	CDMA BC0			Tune-up Limit (dBm)	CDMA BC1			Tune-up Limit (dBm)	CDMA BC10			Tune-up Limit (dBm)
TX Channel	1013	384	777		25	600	1175		476	580	684	
Frequency (MHz)	824.7	836.52	848.31		1851.25	1880	1908.75		817.9	820.5	823.1	
RTAP 153.6Kbps	21.08	21.11	20.99	22.00	20.46	20.52	20.45	21.00	21.18	21.20	21.14	22.00
RETAP 4096Bits	21.09	21.08	21.02	22.00	20.44	20.51	20.46	21.50	21.15	21.18	21.12	22.00

Band 2 (1900MHz Band)
Part 24E

BW [MHz]	Modulation	RB Size	RB Offset	Power Low Ch. / Freq.	Power Middle Ch. / Freq.	Power High Ch. / Freq.	Tune-up limit (dBm)	MPR (dB)
Channel				18700	18900	19100		
Frequency (MHz)				1860	1880	1900		
20	QPSK	1	0	20.44	20.58	20.33	21	0
20	QPSK	1	49	20.23	20.39	20.12		
20	QPSK	1	99	20.46	20.55	20.19		
20	QPSK	50	0	19.21	19.45	19.29	20	1
20	QPSK	50	24	19.27	19.32	19.12		
20	QPSK	50	50	19.20	19.35	19.14		
20	QPSK	100	0	19.29	19.38	19.30		
20	16QAM	1	0	19.78	19.86	19.87	20	1
20	16QAM	1	49	19.80	19.77	19.74		
20	16QAM	1	99	19.87	19.77	19.70		
20	16QAM	50	0	18.38	18.58	18.41	19	2
20	16QAM	50	24	18.36	18.49	18.32		
20	16QAM	50	50	18.41	18.52	18.20		
20	16QAM	100	0	18.38	18.57	18.43		
20	64QAM	1	0	18.70	18.65	18.56	19	2
20	64QAM	1	49	18.53	18.50	18.46		
20	64QAM	1	99	18.46	18.57	18.47		
20	64QAM	50	0	17.46	17.58	17.41	18	3
20	64QAM	50	24	17.38	17.56	17.29		
20	64QAM	50	50	17.35	17.53	17.28		
20	64QAM	100	0	17.35	17.50	17.47		
Channel				18675	18900	19125	Tune-up limit (dBm)	MPR (dB)
Frequency (MHz)				1857.5	1880	1902.5		
15	QPSK	1	0	20.14	20.44	20.24	21	0
15	QPSK	1	37	20.17	20.28	20.14		
15	QPSK	1	74	20.22	20.35	20.18		
15	QPSK	36	0	19.29	19.45	19.21	20	1
15	QPSK	36	20	19.28	19.42	19.18		
15	QPSK	36	39	19.21	19.40	19.12		
15	QPSK	75	0	19.20	19.40	19.14		
15	16QAM	1	0	19.80	19.74	19.36	20	1
15	16QAM	1	37	19.51	19.61	19.64		
15	16QAM	1	74	19.57	19.67	19.31		
15	16QAM	36	0	18.33	18.57	18.37	19	2
15	16QAM	36	20	18.33	18.49	18.33		
15	16QAM	36	39	18.46	18.46	18.23		
15	16QAM	75	0	18.27	18.50	18.26		
15	64QAM	1	0	18.52	18.61	18.60	19	2
15	64QAM	1	37	18.65	18.64	18.61		
15	64QAM	1	74	18.73	18.80	18.52		
15	64QAM	36	0	17.44	17.55	17.26	18	3
15	64QAM	36	20	17.42	17.50	17.40		
15	64QAM	36	39	17.32	17.47	17.25		
15	64QAM	75	0	17.29	17.52	17.30		
Channel				18650	18900	19150	Tune-up limit (dBm)	MPR (dB)
Frequency (MHz)				1855	1880	1905		
10	QPSK	1	0	20.41	20.56	20.22	21	0
10	QPSK	1	25	20.15	20.44	20.17		
10	QPSK	1	49	20.31	20.54	20.07		
10	QPSK	25	0	19.16	19.47	19.18	20	1
10	QPSK	25	12	19.27	19.43	19.14		
10	QPSK	25	25	19.17	19.37	19.13		
10	QPSK	50	0	19.18	19.37	19.11		
10	16QAM	1	0	19.53	19.57	19.35	20	1
10	16QAM	1	25	19.39	19.45	19.47		
10	16QAM	1	49	19.62	19.77	19.66		
10	16QAM	25	0	18.43	18.62	18.23	19	2
10	16QAM	25	12	18.28	18.46	18.25		
10	16QAM	25	25	18.39	18.48	18.22		
10	16QAM	50	0	18.37	18.48	18.24		
10	64QAM	1	0	18.55	18.75	18.54	19	2
10	64QAM	1	25	18.55	18.45	18.46		
10	64QAM	1	49	18.75	18.67	18.55		
10	64QAM	25	0	17.27	17.64	17.21	18	3
10	64QAM	25	12	17.36	17.47	17.26		
10	64QAM	25	25	17.37	17.48	17.21		
10	64QAM	50	0	17.37	17.60	17.28		
Channel				18625	18900	19175	Tune-up limit (dBm)	MPR (dB)
Frequency (MHz)				1852.5	1880	1907.5		
5	QPSK	1	0	20.22	20.43	20.16	21	0
5	QPSK	1	12	20.02	20.34	20.22		
5	QPSK	1	24	20.19	20.34	20.03		
5	QPSK	12	0	19.18	19.37	19.12	20	1
5	QPSK	12	7	19.18	19.34	19.19		
5	QPSK	12	13	19.17	19.39	19.14		
5	QPSK	25	0	19.11	19.28	19.16		
5	16QAM	1	0	19.37	19.43	19.58	20	1
5	16QAM	1	12	19.51	19.57	19.44		
5	16QAM	1	24	19.71	19.57	19.34		
5	16QAM	12	0	18.24	18.50	18.28	19	2
5	16QAM	12	7	18.40	18.47	18.24		
5	16QAM	12	13	18.39	18.55	18.20		
5	16QAM	25	0	18.34	18.48	18.26		
5	64QAM	1	0	18.68	18.75	18.68	19	2
5	64QAM	1	12	18.74	18.83	18.60		
5	64QAM	1	24	18.33	18.49	18.59		
5	64QAM	12	0	17.42	17.56	17.31	18	3
5	64QAM	12	7	17.41	17.42	17.31		
5	64QAM	12	13	17.27	17.48	17.21		
5	64QAM	25	0	17.27	17.44	17.22		
Channel				18615	18900	19185	Tune-up limit (dBm)	MPR (dB)
Frequency (MHz)				1851.5	1880	1908.5		
3	QPSK	1	0	20.10	20.37	20.11	21	0
3	QPSK	1	8	20.15	20.30	20.06		
3	QPSK	1	14	20.10	20.25	20.04		
3	QPSK	8	0	19.24	19.24	19.13	20	1
3	QPSK	8	4	19.17	19.27	19.19		
3	QPSK	8	7	19.13	19.43	19.11		
3	QPSK	15	0	19.15	19.26	19.07		
3	16QAM	1	0	19.54	19.70	19.21	20	1
3	16QAM	1	8	19.33	19.38	19.26		
3	16QAM	1	14	19.34	19.45	19.45		
3	16QAM	8	0	18.45	18.53	18.35	19	2
3	16QAM	8	4	18.38	18.56	18.38		
3	16QAM	8	7	18.43	18.66	18.39		
3	16QAM	15	0	18.30	18.46	18.26		
3	64QAM	1	0	18.31	18.58	18.45	19	2
3	64QAM	1	8	18.32	18.74	18.40		
3	64QAM	1	14	18.53	18.34	18.41		
3	64QAM	8	0	17.35	17.59	17.30	18	3
3	64QAM	8	4	17.41	17.46	17.14		
3	64QAM	8	7	17.34	17.40	17.31		
3	64QAM	15	0	17.28	17.50	17.15		
Channel				18607	18900	19193	Tune-up limit (dBm)	MPR (dB)
Frequency (MHz)				1850.7	1880	1909.3		
1.4	QPSK	1	0	20.07	20.22	19.95	21	0
1.4	QPSK	1	3	20.34	20.34	20.16		
1.4	QPSK	1	5	20.03	20.24	20.05		
1.4	QPSK	3	0	20.12	20.21	20.16		
1.4	QPSK	3	1	20.10	20.38	20.13		
1.4	QPSK	3	3	20.11	20.24	20.06		
1.4	QPSK	6	0	19.06	19.25	18.98	20	1
1.4	16QAM	1	0	19.52	19.38	19.15	20	1
1.4	16QAM	1	3	19.59	19.46	19.49		
1.4	16QAM	1	5	19.24	19.34	19.36		
1.4	16QAM	3	0	19.26	19.41	19.34		
1.4	16QAM	3	1	19.28	19.54	19.18		
1.4	16QAM	3	3	19.21	19.44	19.06		
1.4	16QAM	6	0	18.17	18.51	18.35	19	2
1.4	64QAM	1	0	18.62	18.39	18.36	19	2
1.4	64QAM	1	3	18.52	18.43	18.58		
1.4	64QAM	1	5	18.47	18.51	18.40		
1.4	64QAM	3	0	18.61	18.78	18.40		
1.4	64QAM	3	1	18.31	18.63	18.29		
1.4	64QAM	3	3	18.44	18.43	18.36		
1.4	64QAM	6	0	17.16	17.38	17.13	18	3

Band 5 (Celluar Band)
Part 22H(only on channel required)

BW [MHz]	Modulation	RB Size	RB Offset	Power Low Ch. / Freq.	Power Middle Ch. / Freq.	Power High Ch. / Freq.	Tune-up limit (dBm)	MPR (dB)
Channel				20450	20525	20600		
Frequency (MHz)				829	836.5	844		
10	QPSK	1	0	21.97	21.98	21.83	22.5	0
10	QPSK	1	25	21.77	21.88	21.94		
10	QPSK	1	49	21.76	21.78	21.74		
10	QPSK	25	0	20.87	20.96	20.74	21.5	1
10	QPSK	25	12	20.93	20.93	20.83		
10	QPSK	25	25	20.95	20.81	20.77		
10	QPSK	50	0	20.93	20.99	20.71		
10	16QAM	1	0	20.98	20.87	20.97	21.5	1
10	16QAM	1	25	20.68	20.97	20.85		
10	16QAM	1	49	20.92	20.74	20.79		
10	16QAM	25	0	19.59	19.59	19.52	20.5	2
10	16QAM	25	12	19.56	19.67	19.50		
10	16QAM	25	25	19.57	19.55	19.58		
10	16QAM	50	0	19.61	19.52	19.54		
10	64QAM	1	0	19.59	19.65	19.44	20.5	2
10	64QAM	1	25	19.72	19.86	19.80		
10	64QAM	1	49	19.58	19.64	19.66		
10	64QAM	25	0	18.53	18.59	18.38	19.5	3
10	64QAM	25	12	18.70	18.52	18.40		
10	64QAM	25	25	18.51	18.46	18.50		
10	64QAM	50	0	18.55	18.50	18.37		
Channel				20425	20525	20625	Tune-up limit (dBm)	MPR (dB)
Frequency (MHz)				826.5	836.5	846.5		
5	QPSK	1	0	21.89	21.89	21.83	22.5	0
5	QPSK	1	12	21.86	21.92	21.76		
5	QPSK	1	24	21.71	21.86	21.74		
5	QPSK	12	0	20.92	20.93	20.81	21.5	1
5	QPSK	12	7	20.91	20.83	20.86		
5	QPSK	12	13	20.88	20.90	20.77		
5	QPSK	25	0	20.90	20.85	20.79		
5	16QAM	1	0	20.57	20.48	20.52	21.5	1
5	16QAM	1	12	20.33	20.34	20.38		
5	16QAM	1	24	20.47	20.78	20.52		
5	16QAM	12	0	19.50	19.54	19.59	20.5	2
5	16QAM	12	7	19.58	19.51	19.58		
5	16QAM	12	13	19.55	19.56	19.52		
5	16QAM	25	0	19.56	19.54	19.54		
5	64QAM	1	0	19.35	19.31	19.38	20.5	2
5	64QAM	1	12	19.55	19.66	19.75		
5	64QAM	1	24	19.57	19.48	19.27		
5	64QAM	12	0	18.44	18.49	18.38	19.5	3
5	64QAM	12	7	18.46	18.46	18.44		
5	64QAM	12	13	18.45	18.54	18.45		
5	64QAM	25	0	18.43	18.51	18.51		
Channel				20415	20525	20635	Tune-up limit (dBm)	MPR (dB)
Frequency (MHz)				825.5	836.5	847.5		
3	QPSK	1	0	21.91	21.95	21.81	22.5	0
3	QPSK	1	8	21.94	21.87	21.75		
3	QPSK	1	14	21.78	21.69	21.71		
3	QPSK	8	0	20.82	20.77	20.84	21.5	1
3	QPSK	8	4	20.82	20.92	20.82		
3	QPSK	8	7	20.86	20.83	20.82		
3	QPSK	15	0	20.90	20.92	20.80		
3	16QAM	1	0	20.48	20.44	20.50	21.5	1
3	16QAM	1	8	20.62	20.70	20.59		
3	16QAM	1	14	20.42	20.54	20.86		
3	16QAM	8	0	19.57	19.50	19.57	20.5	2
3	16QAM	8	4	19.76	19.60	19.57		
3	16QAM	8	7	19.54	19.58	19.58		
3	16QAM	15	0	19.54	19.59	19.52		
3	64QAM	1	0	19.32	19.43	19.35	20.5	2
3	64QAM	1	8	19.62	19.30	19.46		
3	64QAM	1	14	19.78	19.72	19.78		
3	64QAM	8	0	18.57	18.54	18.43	19.5	3
3	64QAM	8	4	18.54	18.67	18.47		
3	64QAM	8	7	18.45	18.49	18.49		
3	64QAM	15	0	18.44	18.52	18.34		
Channel				20407	20525	20643	Tune-up limit (dBm)	MPR (dB)
Frequency (MHz)				824.7	836.5	848.3		
1.4	QPSK	1	0	21.77	21.82	21.70	22.5	0
1.4	QPSK	1	3	21.87	21.80	21.77		
1.4	QPSK	1	5	21.76	21.64	21.57		
1.4	QPSK	3	0	21.85	21.78	21.74		
1.4	QPSK	3	1	21.90	21.95	21.70		
1.4	QPSK	3	3	21.81	21.81	21.69		
1.4	QPSK	6	0	20.77	20.75	20.66	21.5	1
1.4	16QAM	1	0	20.43	20.77	20.67	21.5	1
1.4	16QAM	1	3	20.61	20.89	20.52		
1.4	16QAM	1	5	20.51	20.51	20.51		
1.4	16QAM	3	0	20.65	20.37	20.48		
1.4	16QAM	3	1	20.47	20.42	20.38		
1.4	16QAM	3	3	20.48	20.45	20.54		
1.4	16QAM	6	0	19.52	19.59	19.54	20.5	2
1.4	64QAM	1	0	19.39	19.48	19.56	20.5	2
1.4	64QAM	1	3	19.46	19.85	19.61		
1.4	64QAM	1	5	19.52	19.46	19.67		
1.4	64QAM	3	0	19.57	19.59	19.47		
1.4	64QAM	3	1	19.56	19.73	19.39		
1.4	64QAM	3	3	19.41	19.38	19.53		
1.4	64QAM	6	0	18.35	18.44	18.34	19.5	3

Band 7 (2600MHz Band)
Part 27

BW [MHz]	Modulation	RB Size	RB Offset	Power Low Ch. / Freq.	Power Middle Ch. / Freq.	Power High Ch. / Freq.	Tune-up limit (dBm)	MPR (dB)
Channel				20850	21100	21350		
Frequency (MHz)				2510	2535	2560		
20	QPSK	1	0	17.37	17.38	17.18	18	0
20	QPSK	1	49	17.19	17.20	17.35		
20	QPSK	1	99	17.14	17.24	17.18		
20	QPSK	50	0	16.16	16.34	16.24	17	1
20	QPSK	50	24	16.23	16.21	16.31		
20	QPSK	50	50	16.20	16.18	16.28		
20	QPSK	100	0	16.19	16.30	16.29		
20	16QAM	1	0	16.44	16.45	16.57	17	1
20	16QAM	1	49	16.58	16.63	16.76		
20	16QAM	1	99	16.46	16.72	16.82		
20	16QAM	50	0	15.35	15.25	15.40	16	2
20	16QAM	50	24	15.40	15.36	15.48		
20	16QAM	50	50	15.34	15.40	15.42		
20	16QAM	100	0	15.32	15.29	15.43		
20	64QAM	1	0	15.30	15.30	15.52	16	2
20	64QAM	1	49	15.44	15.58	15.63		
20	64QAM	1	99	15.41	15.64	15.70		
20	64QAM	50	0	14.30	14.26	14.37	15	3
20	64QAM	50	24	14.36	14.35	14.48		
20	64QAM	50	50	14.29	14.35	14.41		
20	64QAM	100	0	14.31	14.37	14.42		
Channel				20825	21100	21375	Tune-up limit (dBm)	MPR (dB)
Frequency (MHz)				2507.5	2535	2562.5		
15	QPSK	1	0	17.04	17.12	17.15	18	0
15	QPSK	1	37	17.08	17.19	17.14		
15	QPSK	1	74	17.12	17.24	17.28		
15	QPSK	36	0	16.11	16.13	16.28	17	1
15	QPSK	36	20	16.28	16.20	16.35		
15	QPSK	36	39	16.19	16.21	16.38		
15	QPSK	75	0	16.15	16.16	16.24		
15	16QAM	1	0	16.49	16.57	16.60	17	1
15	16QAM	1	37	16.46	16.64	16.82		
15	16QAM	1	74	16.52	16.72	16.80		
15	16QAM	36	0	15.21	15.31	15.44	16	2
15	16QAM	36	20	15.39	15.42	15.50		
15	16QAM	36	39	15.34	15.38	15.40		
15	16QAM	75	0	15.37	15.31	15.44		
15	64QAM	1	0	15.34	15.45	15.53	16	2
15	64QAM	1	37	15.35	15.50	15.75		
15	64QAM	1	74	15.40	15.53	15.68		
15	64QAM	36	0	14.24	14.36	14.43	15	3
15	64QAM	36	20	14.41	14.40	14.48		
15	64QAM	36	39	14.33	14.36	14.36		
15	64QAM	75	0	14.30	14.38	14.41		
Channel				20800	21100	21400	Tune-up limit (dBm)	MPR (dB)
Frequency (MHz)				2505	2535	2565		
10	QPSK	1	0	17.11	17.03	17.18	18	0
10	QPSK	1	25	17.16	17.11	17.31		
10	QPSK	1	49	17.20	17.08	17.28		
10	QPSK	25	0	16.16	16.13	16.21	17	1
10	QPSK	25	12	16.18	16.14	16.36		
10	QPSK	25	25	16.24	16.12	16.34		
10	QPSK	50	0	16.27	16.11	16.22		
10	16QAM	1	0	16.57	16.46	16.61	17	1
10	16QAM	1	25	16.60	16.62	16.72		
10	16QAM	1	49	16.41	16.51	16.71		
10	16QAM	25	0	15.30	15.29	15.37	16	2
10	16QAM	25	12	15.36	15.28	15.52		
10	16QAM	25	25	15.38	15.29	15.48		
10	16QAM	50	0	15.46	15.28	15.39		
10	64QAM	1	0	15.40	15.35	15.47	16	2
10	64QAM	1	25	15.28	15.48	15.58		
10	64QAM	1	49	15.31	15.41	15.58		
10	64QAM	25	0	14.32	14.23	14.36	15	3
10	64QAM	25	12	14.35	14.32	14.52		
10	64QAM	25	25	14.39	14.28	14.47		
10	64QAM	50	0	14.39	14.26	14.36		
Channel				20775	21100	21425	Tune-up limit (dBm)	MPR (dB)
Frequency (MHz)				2502.5	2535	2567.5		
5	QPSK	1	0	17.13	17.09	17.26	18	0
5	QPSK	1	12	17.12	17.09	17.29		
5	QPSK	1	24	17.12	17.10	17.29		
5	QPSK	12	0	16.18	16.11	16.29	17	1
5	QPSK	12	7	16.22	16.15	16.37		
5	QPSK	12	13	16.20	16.13	16.33		
5	QPSK	25	0	16.18	16.09	16.32		
5	16QAM	1	0	16.56	16.54	16.39	17	1
5	16QAM	1	12	16.58	16.60	16.76		
5	16QAM	1	24	16.34	16.58	16.76		
5	16QAM	12	0	15.30	15.32	15.49	16	2
5	16QAM	12	7	15.37	15.36	15.59		
5	16QAM	12	13	15.36	15.33	15.53		
5	16QAM	25	0	15.32	15.28	15.50		
5	64QAM	1	0	15.48	15.37	15.29	16	2
5	64QAM	1	12	15.46	15.40	15.45		
5	64QAM	1	24	15.32	15.46	15.61		
5	64QAM	12	0	14.28	14.32	14.48	15	3
5	64QAM	12	7	14.32	14.33	14.52		
5	64QAM	12	13	14.31	14.29	14.53		
5	64QAM	25	0	14.31	14.24	14.46		

Band 12 (700MHz Low Band)
Part 27F(only on channel required)

BW [MHz]	Modulation	RB Size	RB Offset	Power Low Ch. / Freq.	Power Middle Ch. / Freq.	Power High Ch. / Freq.	Tune-up limit (dBm)	MPR (dB)
Channel				23060	23095	23130		
Frequency (MHz)				704	707.5	711		
10	QPSK	1	0	20.53	20.64	20.58	21	0
10	QPSK	1	25	20.52	20.46	20.57		
10	QPSK	1	49	20.36	20.54	20.49		
10	QPSK	25	0	19.54	19.69	19.64	20	1
10	QPSK	25	12	19.68	19.65	19.58		
10	QPSK	25	25	19.56	19.59	19.44		
10	QPSK	50	0	19.51	19.66	19.56		
10	16QAM	1	0	19.70	19.72	19.75	20	1
10	16QAM	1	25	19.78	19.89	19.85		
10	16QAM	1	49	19.98	19.96	19.82		
10	16QAM	25	0	18.61	18.54	18.71	19	2
10	16QAM	25	12	18.42	18.66	18.62		
10	16QAM	25	25	18.54	18.56	18.63		
10	16QAM	50	0	18.48	18.65	18.57		
10	64QAM	1	0	18.58	18.54	18.55	19	2
10	64QAM	1	25	18.52	18.40	18.67		
10	64QAM	1	49	18.54	18.57	18.52		
10	64QAM	25	0	17.66	17.65	17.64	18	3
10	64QAM	25	12	17.56	17.70	17.66		
10	64QAM	25	25	17.49	17.52	17.40		
10	64QAM	50	0	17.49	17.62	17.75		
Channel				23035	23095	23155	Tune-up limit (dBm)	MPR (dB)
Frequency (MHz)				701.5	707.5	713.5		
5	QPSK	1	0	20.52	20.48	20.44	21	0
5	QPSK	1	12	20.59	20.50	20.35		
5	QPSK	1	24	20.54	20.61	20.39		
5	QPSK	12	0	19.54	19.68	19.40	20	1
5	QPSK	12	7	19.53	19.61	19.77		
5	QPSK	12	13	19.59	19.54	19.55		
5	QPSK	25	0	19.63	19.60	19.51		
5	16QAM	1	0	19.87	19.92	19.89	20	1
5	16QAM	1	12	19.71	19.90	19.82		
5	16QAM	1	24	19.75	19.81	19.76		
5	16QAM	12	0	18.64	18.60	18.50	19	2
5	16QAM	12	7	18.47	18.58	18.45		
5	16QAM	12	13	18.51	18.68	18.26		
5	16QAM	25	0	18.60	18.71	18.33		
5	64QAM	1	0	18.57	18.52	18.48	19	2
5	64QAM	1	12	18.72	18.55	18.62		
5	64QAM	1	24	18.72	18.65	18.64		
5	64QAM	12	0	17.57	17.66	17.50	18	3
5	64QAM	12	7	17.44	17.63	17.39		
5	64QAM	12	13	17.37	17.48	17.33		
5	64QAM	25	0	17.71	17.59	17.35		
Channel				23025	23095	23165	Tune-up limit (dBm)	MPR (dB)
Frequency (MHz)				700.5	707.5	714.5		
3	QPSK	1	0	20.48	20.55	20.54	21	0
3	QPSK	1	8	20.42	20.58	20.52		
3	QPSK	1	14	20.38	20.54	20.46		
3	QPSK	8	0	19.53	19.55	19.60	20	1
3	QPSK	8	4	19.47	19.62	19.50		
3	QPSK	8	7	19.38	19.62	19.45		
3	QPSK	15	0	19.46	19.63	19.59		
3	16QAM	1	0	19.48	19.57	19.28	20	1
3	16QAM	1	8	19.76	19.68	19.29		
3	16QAM	1	14	19.63	19.59	19.26		
3	16QAM	8	0	18.60	18.63	18.35	19	2
3	16QAM	8	4	18.50	18.75	18.31		
3	16QAM	8	7	18.31	18.74	18.53		
3	16QAM	15	0	18.41	18.61	18.51		
3	64QAM	1	0	18.89	18.56	18.62	19	2
3	64QAM	1	8	18.83	18.85	18.62		
3	64QAM	1	14	18.58	18.55	18.57		
3	64QAM	8	0	17.66	17.69	17.36	18	3
3	64QAM	8	4	17.53	17.79	17.32		
3	64QAM	8	7	17.38	17.59	17.38		
3	64QAM	15	0	17.60	17.79	17.44		
Channel				23017	23095	23173	Tune-up limit (dBm)	MPR (dB)
Frequency (MHz)				699.7	707.5	715.3		
1.4	QPSK	1	0	20.43	20.53	20.30	21	0
1.4	QPSK	1	3	20.36	20.60	20.42		
1.4	QPSK	1	5	20.34	20.54	20.39		
1.4	QPSK	3	0	20.40	20.59	20.45		
1.4	QPSK	3	1	20.36	20.61	20.51		
1.4	QPSK	3	3	20.38	20.61	20.48		
1.4	QPSK	6	0	19.31	19.54	19.59	20	1
1.4	16QAM	1	0	19.64	19.58	19.56	20	1
1.4	16QAM	1	3	19.75	19.92	19.56		
1.4	16QAM	1	5	19.73	19.71	19.62		
1.4	16QAM	3	0	19.43	19.59	19.48		
1.4	16QAM	3	1	19.62	19.70	19.52		
1.4	16QAM	3	3	19.40	19.84	19.75		
1.4	16QAM	6	0	18.69	18.69	18.30	19	2
1.4	64QAM	1	0	18.68	18.74	18.41	19	2
1.4	64QAM	1	3	18.61	18.87	18.59		
1.4	64QAM	1	5	18.61	18.65	18.64		
1.4	64QAM	3	0	18.58	18.59	18.60		
1.4	64QAM	3	1	18.75	18.65	18.49		
1.4	64QAM	3	3	18.50	18.71	18.64		
1.4	64QAM	6	0	17.60	17.55	17.38	18	3

Band 13(700MHz Band)
Part 27F

BW [MHz]	Modulation	RB Size	RB Offset	Power Low Ch. / Freq..	Power Middle Ch. / Freq.	Power High Ch. / Freq..	Tune-up limit (dBm)	MPR (dB)
Channel					23230			
Frequency (MHz)					782			
10	QPSK	1	0		20.93		21	0
10	QPSK	1	25		20.89			
10	QPSK	1	49		20.71			
10	QPSK	25	0		19.90		20	1
10	QPSK	25	12		19.89			
10	QPSK	25	25		19.79			
10	QPSK	50	0		19.83			
10	16QAM	1	0		19.86		20	1
10	16QAM	1	25		19.88			
10	16QAM	1	49		19.44			
10	16QAM	25	0		18.87		19	2
10	16QAM	25	12		18.82			
10	16QAM	25	25		18.83			
10	16QAM	50	0		18.85			
10	64QAM	1	0		18.60		19	2
10	64QAM	1	25		18.62			
10	64QAM	1	49		18.44			
10	64QAM	25	0		17.86		18	3
10	64QAM	25	12		17.86			
10	64QAM	25	25		17.73			
10	64QAM	50	0		17.83			
Channel				23205	23230	23255	Tune-up limit (dBm)	MPR (dB)
Frequency (MHz)				779.5	782	784.5		
5	QPSK	1	0	20.89	20.92	20.86	21	0
5	QPSK	1	12	20.91	20.77	20.73		
5	QPSK	1	24	20.74	20.77	20.81		
5	QPSK	12	0	19.93	19.94	19.84	20	1
5	QPSK	12	7	19.89	19.91	19.74		
5	QPSK	12	13	19.97	19.90	19.75		
5	QPSK	25	0	19.94	19.86	19.71		
5	16QAM	1	0	19.89	19.88	19.82	20	1
5	16QAM	1	12	19.95	19.89	19.92		
5	16QAM	1	24	19.82	19.75	19.70		
5	16QAM	12	0	18.91	18.79	18.77	19	2
5	16QAM	12	7	18.83	18.87	18.62		
5	16QAM	12	13	18.80	18.82	18.65		
5	16QAM	25	0	18.85	18.80	18.69		
5	64QAM	1	0	18.85	18.74	18.78	19	2
5	64QAM	1	12	18.73	18.85	18.80		
5	64QAM	1	24	18.90	18.85	18.84		
5	64QAM	12	0	17.71	17.77	17.69	18	3
5	64QAM	12	7	17.94	17.85	17.72		
5	64QAM	12	13	17.80	17.80	17.67		
5	64QAM	25	0	17.90	17.90	17.73		

Band 17 (700MHz Band)
Part 27H(only on channel required)

BW [MHz]	Modulation	RB Size	RB Offset	Power Low Ch. / Freq..	Power Middle Ch. / Freq..	Power High Ch. / Freq..	Tune-up limit (dBm)	MPR (dB)
Channel				23780	23790	23800		
Frequency (MHz)				709	710	711		
10	QPSK	1	0	20.53	20.60	20.51	21	0
10	QPSK	1	25	20.41	20.43	20.47		
10	QPSK	1	49	20.39	20.52	20.39		
10	QPSK	25	0	19.55	19.63	19.59	20	1
10	QPSK	25	12	19.53	19.62	19.55		
10	QPSK	25	25	19.47	19.46	19.44		
10	QPSK	50	0	19.57	19.60	19.47		
10	16QAM	1	0	19.82	19.70	19.77	20	1
10	16QAM	1	25	19.81	19.84	19.84		
10	16QAM	1	49	19.94	19.77	19.79		
10	16QAM	25	0	18.65	18.81	18.65	19	2
10	16QAM	25	12	18.71	18.70	18.70		
10	16QAM	25	25	18.55	18.61	18.58		
10	16QAM	50	0	18.68	18.58	18.62		
10	64QAM	1	0	18.64	18.67	18.65	19	2
10	64QAM	1	25	18.63	18.65	18.61		
10	64QAM	1	49	18.78	18.78	18.77		
10	64QAM	25	0	17.61	17.75	17.69	18	3
10	64QAM	25	12	17.64	17.61	17.70		
10	64QAM	25	25	17.65	17.49	17.40		
10	64QAM	50	0	17.55	17.61	17.57		
Channel				23755	23790	23825	Tune-up limit (dBm)	MPR (dB)
Frequency (MHz)				706.5	710	713.5		
5	QPSK	1	0	20.48	20.47	20.40	21	0
5	QPSK	1	12	20.51	20.59	20.57		
5	QPSK	1	24	20.55	20.38	20.38		
5	QPSK	12	0	19.50	19.57	19.45	20	1
5	QPSK	12	7	19.59	19.54	19.42		
5	QPSK	12	13	19.58	19.49	19.50		
5	QPSK	25	0	19.59	19.55	19.38		
5	16QAM	1	0	19.80	19.81	19.76	20	1
5	16QAM	1	12	19.81	19.93	19.95		
5	16QAM	1	24	19.88	19.77	19.73		
5	16QAM	12	0	18.56	18.61	18.50	19	2
5	16QAM	12	7	18.69	18.68	18.56		
5	16QAM	12	13	18.46	18.68	18.27		
5	16QAM	25	0	18.60	18.66	18.44		
5	64QAM	1	0	18.45	18.86	18.78	19	2
5	64QAM	1	12	18.86	18.79	18.79		
5	64QAM	1	24	18.53	18.64	18.38		
5	64QAM	12	0	17.52	17.61	17.50	18	3
5	64QAM	12	7	17.79	17.70	17.48		
5	64QAM	12	13	17.74	17.65	17.51		
5	64QAM	25	0	17.64	17.61	17.39		

Band 25 (1900MHz Band)
Part 24E

BW [MHz]	Modulation	RB Size	RB Offset	Power Low Ch. / Freq.	Power Middle Ch. / Freq.	Power High Ch. / Freq.	Tune-up limit (dBm)	MPR (dB)
Channel				26140	26340	26590		
Frequency (MHz)				1860	1880	1905		
20	QPSK	1	0	20.43	20.61	20.34	21	0
20	QPSK	1	49	20.25	20.12	20.14		
20	QPSK	1	99	20.60	20.30	20.33		
20	QPSK	50	0	19.60	19.67	19.29	20	1
20	QPSK	50	24	19.50	19.44	19.27		
20	QPSK	50	50	19.50	19.38	19.23		
20	QPSK	100	0	19.39	19.41	19.27		
20	16QAM	1	0	19.53	19.57	19.54	20	1
20	16QAM	1	49	19.51	19.51	19.58		
20	16QAM	1	99	19.68	19.57	19.51		
20	16QAM	50	0	18.84	18.60	18.42	19	2
20	16QAM	50	24	18.56	18.59	18.44		
20	16QAM	50	50	18.65	18.50	18.35		
20	16QAM	100	0	18.62	18.54	18.31		
20	64QAM	1	0	18.86	18.81	18.66	19	2
20	64QAM	1	49	18.82	18.85	18.64		
20	64QAM	1	99	18.81	18.74	18.61		
20	64QAM	50	0	17.84	17.61	17.42	18	3
20	64QAM	50	24	17.70	17.48	17.40		
20	64QAM	50	50	17.55	17.48	17.41		
20	64QAM	100	0	17.59	17.53	17.41		
Channel				26115	26340	26615	Tune-up limit (dBm)	MPR (dB)
Frequency (MHz)				1857.5	1880	1907.5		
15	QPSK	1	0	20.51	20.43	20.34	21	0
15	QPSK	1	37	20.43	20.26	20.21		
15	QPSK	1	74	20.31	20.40	20.25		
15	QPSK	36	0	19.68	19.45	19.29	20	1
15	QPSK	36	20	19.67	19.36	19.22		
15	QPSK	36	39	19.44	19.36	19.19		
15	QPSK	75	0	19.50	19.41	19.19		
15	16QAM	1	0	19.55	19.57	19.51	20	1
15	16QAM	1	37	19.79	19.63	19.33		
15	16QAM	1	74	19.58	19.76	19.48		
15	16QAM	36	0	18.69	18.59	18.42	19	2
15	16QAM	36	20	18.77	18.60	18.40		
15	16QAM	36	39	18.62	18.46	18.29		
15	16QAM	75	0	18.60	18.49	18.31		
15	64QAM	1	0	18.83	18.63	18.69	19	2
15	64QAM	1	37	18.98	18.74	18.67		
15	64QAM	1	74	18.93	18.67	18.50		
15	64QAM	36	0	17.79	17.63	17.35	18	3
15	64QAM	36	20	17.77	17.57	17.35		
15	64QAM	36	39	17.65	17.47	17.30		
15	64QAM	75	0	17.58	17.46	17.29		
Channel				26090	26340	26640	Tune-up limit (dBm)	MPR (dB)
Frequency (MHz)				1855	1880	1910		
10	QPSK	1	0	20.49	20.46	20.28	21	0
10	QPSK	1	25	20.41	20.46	20.31		
10	QPSK	1	49	20.56	20.54	20.42		
10	QPSK	25	0	19.60	19.31	19.21	20	1
10	QPSK	25	12	19.63	19.38	19.16		
10	QPSK	25	25	19.59	19.35	19.15		
10	QPSK	50	0	19.56	19.44	19.07		
10	16QAM	1	0	19.61	19.76	19.57	20	1
10	16QAM	1	25	19.74	19.56	19.49		
10	16QAM	1	49	19.99	19.58	19.51		
10	16QAM	25	0	18.74	18.48	18.38	19	2
10	16QAM	25	12	18.61	18.48	18.33		
10	16QAM	25	25	18.79	18.49	18.30		
10	16QAM	50	0	18.74	18.53	18.26		
10	64QAM	1	0	18.89	18.80	18.87	19	2
10	64QAM	1	25	18.83	18.83	18.81		
10	64QAM	1	49	18.85	18.86	18.85		
10	64QAM	25	0	17.71	17.50	17.25	18	3
10	64QAM	25	12	17.61	17.58	17.22		
10	64QAM	25	25	17.66	17.55	17.27		
10	64QAM	50	0	17.75	17.50	17.28		
Channel				26065	26340	26665	Tune-up limit (dBm)	MPR (dB)
Frequency (MHz)				1852.5	1880	1912.5		
5	QPSK	1	0	20.54	20.46	20.28	21	0
5	QPSK	1	12	20.41	20.46	20.31		
5	QPSK	1	24	20.55	20.54	20.42		
5	QPSK	12	0	19.60	19.31	19.22	20	1
5	QPSK	12	7	19.63	19.38	19.18		
5	QPSK	12	13	19.59	19.35	19.14		
5	QPSK	25	0	19.56	19.44	19.07		
5	16QAM	1	0	19.61	19.76	19.57	20	1
5	16QAM	1	12	19.74	19.56	19.49		
5	16QAM	1	24	19.99	19.58	19.51		
5	16QAM	12	0	18.74	18.48	18.38	19	2
5	16QAM	12	7	18.61	18.48	18.30		
5	16QAM	12	13	18.79	18.49	18.35		
5	16QAM	25	0	18.74	18.53	18.26		
5	64QAM	1	0	18.87	18.80	18.87	19	2
5	64QAM	1	12	18.83	18.83	18.81		
5	64QAM	1	24	18.85	18.86	18.85		
5	64QAM	12	0	17.71	17.50	17.25	18	3
5	64QAM	12	7	17.61	17.58	17.22		
5	64QAM	12	13	17.66	17.55	17.27		
5	64QAM	25	0	17.75	17.50	17.28		
Channel				26055	26340	26675	Tune-up limit (dBm)	MPR (dB)
Frequency (MHz)				1851.5	1880	1913.5		
3	QPSK	1	0	20.53	20.41	20.37	21	0
3	QPSK	1	8	20.51	20.32	20.41		
3	QPSK	1	14	20.47	20.38	20.29		
3	QPSK	8	0	19.56	19.33	19.22	20	1
3	QPSK	8	4	19.63	19.35	19.15		
3	QPSK	8	7	19.49	19.32	19.21		
3	QPSK	15	0	19.53	19.32	19.21		
3	16QAM	1	0	19.87	19.83	19.67	20	1
3	16QAM	1	8	19.71	19.69	19.81		
3	16QAM	1	14	19.77	19.89	19.49		
3	16QAM	8	0	18.66	18.41	18.28	19	2
3	16QAM	8	4	18.73	18.52	18.27		
3	16QAM	8	7	18.64	18.42	18.26		
3	16QAM	15	0	18.67	18.27	18.25		
3	64QAM	1	0	18.85	18.69	18.61	19	2
3	64QAM	1	8	18.73	18.65	18.59		
3	64QAM	1	14	18.63	18.56	18.59		
3	64QAM	8	0	17.78	17.65	17.40	18	3
3	64QAM	8	4	17.73	17.55	17.38		
3	64QAM	8	7	17.72	17.53	17.46		
3	64QAM	15	0	17.64	17.49	17.23		
Channel				26047	26340	26683	Tune-up limit (dBm)	MPR (dB)
Frequency (MHz)				1850.7	1880	1914.3		
1.4	QPSK	1	0	20.33	20.28	20.01	21	0
1.4	QPSK	1	3	20.38	20.23	20.07		
1.4	QPSK	1	5	20.49	20.26	20.02		
1.4	QPSK	3	0	20.53	20.27	20.05		
1.4	QPSK	3	1	20.51	20.34	20.08		
1.4	QPSK	3	3	20.42	20.23	20.04		
1.4	QPSK	6	0	19.48	19.32	19.19	20	1
1.4	16QAM	1	0	19.82	19.69	19.75	20	1
1.4	16QAM	1	3	19.58	19.68	19.61		
1.4	16QAM	1	5	19.67	19.57	19.52		
1.4	16QAM	3	0	19.54	19.47	19.17		
1.4	16QAM	3	1	19.58	19.53	19.08		
1.4	16QAM	3	3	19.53	19.37	19.09		
1.4	16QAM	6	0	18.68	18.48	18.20	19	2
1.4	64QAM	1	0	18.91	18.63	18.65	19	2
1.4	64QAM	1	3	18.83	18.83	18.74		
1.4	64QAM	1	5	18.71	18.68	18.55		
1.4	64QAM	3	0	18.60	18.42	18.41		
1.4	64QAM	3	1	18.69	18.43	18.45		
1.4	64QAM	3	3	18.55	18.56	18.49		
1.4	64QAM	6	0	17.51	17.45	17.41	18	3

Band 26 for FCC
(only on channel required)

BW [MHz]	Modulation	RB Size	RB Offset	Power Low Ch. / Freq.	Power Middle Ch. / Freq.	Power High Ch. / Freq.	Tune-up limit (dBm)	MPR (dB)
Channel				26765	26865	26965		
Frequency (MHz)				821.5	831.5	841.5		
15	QPSK	1	0	21.93	21.99	21.86	22.5	0
15	QPSK	1	37	21.96	21.85	21.97		
15	QPSK	1	74	21.87	21.83	21.84		
15	QPSK	36	0	20.92	21.00	20.90	21.5	1
15	QPSK	36	20	20.98	20.95	20.90		
15	QPSK	36	39	20.86	20.95	20.93		
15	QPSK	75	0	20.83	20.99	20.96		
15	16QAM	1	0	20.76	20.80	20.76	21.5	1
15	16QAM	1	37	20.98	20.79	20.96		
15	16QAM	1	74	20.72	20.76	20.78		
15	16QAM	36	0	19.63	19.73	19.55	20.5	2
15	16QAM	36	20	19.67	19.65	19.57		
15	16QAM	36	39	19.65	19.53	19.56		
15	16QAM	75	0	19.69	19.61	19.58		
15	64QAM	1	0	19.82	19.86	19.91	20.5	2
15	64QAM	1	37	19.83	19.82	19.84		
15	64QAM	1	74	19.74	19.64	19.64		
15	64QAM	36	0	18.65	18.68	18.62	19.5	3
15	64QAM	36	20	18.78	18.68	18.42		
15	64QAM	36	39	18.46	18.64	18.42		
15	64QAM	75	0	18.67	18.58	18.54		
Channel				26740	26865	26990	Tune-up limit (dBm)	MPR (dB)
Frequency (MHz)				819	831.5	844		
10	QPSK	1	0	21.89	21.97	21.93	22.5	0
10	QPSK	1	25	21.93	21.92	21.90		
10	QPSK	1	49	21.94	21.77	21.87		
10	QPSK	25	0	20.97	20.81	20.95	21.5	1
10	QPSK	25	12	20.99	20.98	20.94		
10	QPSK	25	25	20.85	20.91	20.93		
10	QPSK	50	0	20.86	20.94	21.00		
10	16QAM	1	0	20.48	20.52	20.44	21.5	1
10	16QAM	1	25	20.61	20.87	20.58		
10	16QAM	1	49	20.84	20.59	20.72		
10	16QAM	25	0	19.55	19.66	19.72	20.5	2
10	16QAM	25	12	19.63	19.50	19.51		
10	16QAM	25	25	19.65	19.56	19.59		
10	16QAM	50	0	19.65	19.53	19.53		
10	64QAM	1	0	19.81	19.58	19.78	20.5	2
10	64QAM	1	25	19.72	19.47	19.66		
10	64QAM	1	49	19.86	19.65	19.72		
10	64QAM	25	0	18.53	18.56	18.53	19.5	3
10	64QAM	25	12	18.61	18.69	18.49		
10	64QAM	25	25	18.58	18.49	18.31		
10	64QAM	50	0	18.52	18.61	18.28		
Channel				26715	26865	27015	Tune-up limit (dBm)	MPR (dB)
Frequency (MHz)				816.5	831.5	846.5		
5	QPSK	1	0	21.93	21.98	21.98	22.5	0
5	QPSK	1	12	21.79	21.84	21.83		
5	QPSK	1	24	21.88	21.84	21.74		
5	QPSK	12	0	20.95	21.00	20.97	21.5	1
5	QPSK	12	7	20.93	20.96	20.83		
5	QPSK	12	13	20.92	20.94	20.90		
5	QPSK	25	0	20.95	20.92	20.91		
5	16QAM	1	0	20.57	20.67	20.69	21.5	1
5	16QAM	1	12	20.81	20.85	20.68		
5	16QAM	1	24	20.74	20.76	20.98		
5	16QAM	12	0	19.70	19.60	19.59	20.5	2
5	16QAM	12	7	19.59	19.72	19.65		
5	16QAM	12	13	19.67	19.59	19.55		
5	16QAM	25	0	19.56	19.55	19.57		
5	64QAM	1	0	19.84	19.92	19.73	20.5	2
5	64QAM	1	12	19.89	19.98	19.83		
5	64QAM	1	24	19.77	19.81	19.85		
5	64QAM	12	0	18.61	18.59	18.68	19.5	3
5	64QAM	12	7	18.72	18.68	18.45		
5	64QAM	12	13	18.57	18.54	18.54		
5	64QAM	25	0	18.54	18.58	18.54		
Channel				26705	26865	27025	Tune-up limit (dBm)	MPR (dB)
Frequency (MHz)				815.5	831.5	847.5		
3	QPSK	1	0	21.95	21.90	21.96	22.5	0
3	QPSK	1	8	21.92	21.97	21.81		
3	QPSK	1	14	21.88	21.79	21.90		
3	QPSK	8	0	20.86	20.93	20.92	21.5	1
3	QPSK	8	4	20.89	20.99	20.82		
3	QPSK	8	7	20.95	20.95	20.86		
3	QPSK	15	0	20.93	20.98	20.87		
3	16QAM	1	0	20.88	20.88	20.82	21.5	1
3	16QAM	1	8	20.90	20.83	20.91		
3	16QAM	1	14	20.92	20.88	20.88		
3	16QAM	8	0	19.56	19.52	19.53	20.5	2
3	16QAM	8	4	19.56	19.69	19.62		
3	16QAM	8	7	19.63	19.56	19.57		
3	16QAM	15	0	19.53	19.59	19.53		
3	64QAM	1	0	19.75	19.82	19.62	20.5	2
3	64QAM	1	8	19.63	19.58	19.61		
3	64QAM	1	14	19.76	19.68	19.56		
3	64QAM	8	0	18.60	18.57	18.50	19.5	3
3	64QAM	8	4	18.55	18.70	18.61		
3	64QAM	8	7	18.59	18.45	18.51		
3	64QAM	15	0	18.45	18.50	18.45		
Channel				26697	26865	27033	Tune-up limit (dBm)	MPR (dB)
Frequency (MHz)				814.7	831.5	848.3		
1.4	QPSK	1	0	21.78	21.88	21.93	22.5	0
1.4	QPSK	1	3	21.95	21.89	21.71		
1.4	QPSK	1	5	21.80	21.80	21.78		
1.4	QPSK	3	0	21.89	21.87	21.89		
1.4	QPSK	3	1	21.88	21.83	21.93		
1.4	QPSK	3	3	21.89	21.86	21.86		
1.4	QPSK	6	0	20.93	20.83	20.82	21.5	1
1.4	16QAM	1	0	20.72	21.00	20.78	21.5	1
1.4	16QAM	1	3	20.93	20.80	20.86		
1.4	16QAM	1	5	20.81	20.75	20.80		
1.4	16QAM	3	0	20.65	20.43	20.47		
1.4	16QAM	3	1	20.57	20.57	20.49		
1.4	16QAM	3	3	20.53	20.38	20.45		
1.4	16QAM	6	0	19.67	19.76	19.55	20.5	2
1.4	64QAM	1	0	19.51	19.50	19.41	20.5	2
1.4	64QAM	1	3	19.65	19.35	19.28		
1.4	64QAM	1	5	19.48	19.41	19.52		
1.4	64QAM	3	0	19.57	19.40	19.56		
1.4	64QAM	3	1	19.64	19.51	19.45		
1.4	64QAM	3	3	19.62	19.44	19.63		
1.4	64QAM	6	0	18.49	18.48	18.46	19.5	3

Band 38(only on channel required)

BW [MHz]	Modulation	RB Size	RB Offset	Power Low Ch. / Freq.	Power Middle Ch. / Freq.	Power High Ch. / Freq.	Tune-up limit (dBm)	MPR (dB)
Channel				37850	38000	38150		
Frequency (MHz)				2580	2595	2610		
20	QPSK	1	0	17.19	17.46	17.23	18.5	0
20	QPSK	1	49	17.33	17.33	17.38		
20	QPSK	1	99	17.38	17.39	17.22		
20	QPSK	50	0	16.30	16.41	16.42	17.5	1
20	QPSK	50	24	16.34	16.43	16.42		
20	QPSK	50	50	16.31	16.49	16.41		
20	QPSK	100	0	16.32	16.42	16.40		
20	16QAM	1	0	16.24	16.25	16.25	17.5	1
20	16QAM	1	49	16.26	16.39	16.44		
20	16QAM	1	99	16.29	16.39	16.19		
20	16QAM	50	0	15.35	15.44	15.44	16.5	2
20	16QAM	50	24	15.32	15.48	15.50		
20	16QAM	50	50	15.24	15.54	15.43		
20	16QAM	100	0	15.34	15.46	15.45		
20	64QAM	1	0	16.09	16.08	16.07	16.5	2
20	64QAM	1	49	16.07	16.20	16.20		
20	64QAM	1	99	16.11	16.22	16.02		
20	64QAM	50	0	15.38	15.46	15.33	15.5	3
20	64QAM	50	24	15.33	15.49	15.34		
20	64QAM	50	50	15.29	15.44	15.49		
20	64QAM	100	0	15.31	15.47	15.30		
Channel				37825	38000	38175	Tune-up limit (dBm)	MPR (dB)
Frequency (MHz)				2577.5	2595	2612.5		
15	QPSK	1	0	17.38	17.44	17.42	18.5	0
15	QPSK	1	37	17.37	17.18	17.41		
15	QPSK	1	74	17.45	17.43	17.42		
15	QPSK	36	0	16.41	16.31	16.27	17.5	1
15	QPSK	36	20	16.45	16.34	16.34		
15	QPSK	36	39	16.38	16.29	16.30		
15	QPSK	75	0	16.22	16.32	16.31		
15	16QAM	1	0	16.27	16.30	16.27	17.5	1
15	16QAM	1	37	16.24	16.32	16.34		
15	16QAM	1	74	16.28	16.28	16.30		
15	16QAM	36	0	15.10	15.24	15.27	16.5	2
15	16QAM	36	20	15.10	15.26	15.29		
15	16QAM	36	39	15.05	15.37	15.31		
15	16QAM	75	0	15.05	15.29	15.34		
15	64QAM	1	0	15.87	15.99	15.96	16.5	2
15	64QAM	1	37	15.85	16.04	16.04		
15	64QAM	1	74	15.98	16.02	16.04		
15	64QAM	36	0	15.25	15.15	15.22	15.5	3
15	64QAM	36	20	15.23	15.22	15.22		
15	64QAM	36	39	15.22	15.24	15.15		
15	64QAM	75	0	15.17	15.19	15.23		
Channel				37800	38000	38200	Tune-up limit (dBm)	MPR (dB)
Frequency (MHz)				2575	2595	2615		
10	QPSK	1	0	17.41	17.42	17.45	18.5	0
10	QPSK	1	25	17.18	17.41	17.32		
10	QPSK	1	49	17.43	17.42	17.41		
10	QPSK	25	0	16.31	16.27	16.32	17.5	1
10	QPSK	25	12	16.34	16.34	16.48		
10	QPSK	25	25	16.29	16.30	16.44		
10	QPSK	50	0	16.32	16.31	16.38		
10	16QAM	1	0	16.30	16.27	16.33	17.5	1
10	16QAM	1	25	16.32	16.34	16.36		
10	16QAM	1	49	16.28	16.30	16.30		
10	16QAM	25	0	15.24	15.27	15.37	16.5	2
10	16QAM	25	12	15.26	15.29	15.53		
10	16QAM	25	25	15.37	15.31	15.46		
10	16QAM	50	0	15.29	15.34	15.42		
10	64QAM	1	0	15.99	15.96	16.04	16.5	2
10	64QAM	1	25	16.04	16.04	16.19		
10	64QAM	1	49	16.02	16.04	16.13		
10	64QAM	25	0	15.15	15.22	15.31	15.5	3
10	64QAM	25	12	15.22	15.22	15.37		
10	64QAM	25	25	15.24	15.15	15.41		
10	64QAM	50	0	15.19	15.23	15.36		
Channel				37775	38000	38225	Tune-up limit (dBm)	MPR (dB)
Frequency (MHz)				2572.5	2595	2617.5		
5	QPSK	1	0	16.92	17.08	17.24	18.5	0
5	QPSK	1	12	16.92	17.11	17.08		
5	QPSK	1	24	16.87	17.06	17.23		
5	QPSK	12	0	15.97	16.23	16.33	17.5	1
5	QPSK	12	7	16.01	16.18	16.18		
5	QPSK	12	13	15.95	16.25	16.28		
5	QPSK	25	0	15.95	15.97	16.37		
5	16QAM	1	0	16.08	16.08	16.22	17.5	1
5	16QAM	1	12	16.14	16.14	16.07		
5	16QAM	1	24	16.04	16.01	16.46		
5	16QAM	12	0	15.04	15.07	15.22	16.5	2
5	16QAM	12	7	15.05	15.09	15.23		
5	16QAM	12	13	15.00	15.07	15.19		
5	16QAM	25	0	15.11	15.06	15.34		
5	64QAM	1	0	15.87	16.12	16.11	16.5	2
5	64QAM	1	12	15.84	16.14	15.84		
5	64QAM	1	24	15.81	16.11	16.00		
5	64QAM	12	0	15.07	15.00	15.15	15.5	3
5	64QAM	12	7	15.09	15.02	15.20		
5	64QAM	12	13	15.04	15.01	15.11		
5	64QAM	25	0	15.07	15.11	15.14		

Band 41 (2.6G Band)

BW [MHz]	Modulation	RB Size	RB Offset	Power Low Ch. / Freq.	Power Low Middle Ch. / Freq.	Power Middle Ch. / Freq.	Power High Middle Ch. / Freq.	Power High Ch. / Freq.	Tune-up limit (dBm)	MPR (dB)
Channel				39750	40185	40620	41055	41490		
Frequency (MHz)				2506	2549.5	2593	2636.5	2680		
20	QPSK	1	0	17.12	17.08	17.53	17.31	17.52	18.5	0
20	QPSK	1	49	17.15	17.23	17.21	17.45	17.33		
20	QPSK	1	99	17.10	17.19	17.27	17.40	17.36		
20	QPSK	50	0	16.27	16.08	16.55	16.43	16.47	17.5	1
20	QPSK	50	24	16.22	16.21	16.37	16.45	16.45		
20	QPSK	50	50	16.29	16.18	16.32	16.50	16.35		
20	QPSK	100	0	16.01	16.15	16.43	16.40	16.37		
20	16QAM	1	0	16.12	16.23	16.13	16.17	16.50	17.5	1
20	16QAM	1	49	16.18	16.35	16.19	16.43	16.52		
20	16QAM	1	99	16.05	16.40	16.13	16.35	16.50		
20	16QAM	50	0	15.11	15.23	15.29	15.46	15.46	16.5	2
20	16QAM	50	24	15.13	15.36	15.27	15.48	15.59		
20	16QAM	50	50	15.11	15.34	15.26	15.55	15.48		
20	16QAM	100	0	15.10	15.34	15.27	15.45	15.43		
20	64QAM	1	0	16.16	16.15	16.11	16.09	16.47	16.5	2
20	64QAM	1	49	16.18	16.18	16.07	16.20	16.27		
20	64QAM	1	99	16.15	16.16	16.08	16.17	16.23		
20	64QAM	50	0	15.04	15.18	15.24	15.41	15.35	15.5	3
20	64QAM	50	24	15.06	15.29	15.21	15.43	15.50		
20	64QAM	50	50	15.05	15.27	15.18	15.50	15.23		
20	64QAM	100	0	15.15	15.33	15.31	15.47	15.39		
Channel				39725	40173	40620	41068	41515	Tune-up limit (dBm)	MPR (dB)
Frequency (MHz)				2503.5	2548.3	2593	2637.8	2682.5		
15	QPSK	1	0	16.92	17.10	17.15	17.30	17.19	18.5	0
15	QPSK	1	37	16.96	17.10	17.29	17.39	17.34		
15	QPSK	1	74	16.91	17.19	17.34	17.39	17.18		
15	QPSK	36	0	16.01	16.08	16.26	16.37	16.38	17.5	1
15	QPSK	36	20	16.05	16.21	16.30	16.39	16.38		
15	QPSK	36	39	15.99	16.19	16.27	16.45	16.37		
15	QPSK	75	0	15.99	16.21	16.28	16.38	16.36		
15	16QAM	1	0	16.12	16.25	16.20	16.21	16.21	17.5	1
15	16QAM	1	37	16.18	16.37	16.22	16.35	16.40		
15	16QAM	1	74	16.08	16.42	16.25	16.35	16.15		
15	16QAM	36	0	15.08	15.19	15.31	15.40	15.40	16.5	2
15	16QAM	36	20	15.09	15.33	15.28	15.44	15.46		
15	16QAM	36	39	15.04	15.32	15.20	15.50	15.39		
15	16QAM	75	0	15.15	15.34	15.30	15.42	15.41		
15	64QAM	1	0	15.91	15.99	16.05	16.04	16.03	16.5	2
15	64QAM	1	37	15.88	16.18	16.03	16.16	16.16		
15	64QAM	1	74	15.85	16.15	16.07	16.18	15.98		
15	64QAM	36	0	15.11	15.26	15.34	15.42	15.48	15.5	3
15	64QAM	36	20	15.13	15.39	15.29	15.45	15.49		
15	64QAM	36	39	15.08	15.38	15.25	15.40	15.45		
15	64QAM	75	0	15.11	15.32	15.27	15.43	15.47		
Channel				39700	40160	40620	41080	41540	Tune-up limit (dBm)	MPR (dB)
Frequency (MHz)				2501	2547	2593	2639	2685		
10	QPSK	1	0	17.42	17.51	17.46	17.49	17.48	18.5	0
10	QPSK	1	25	17.41	17.22	17.45	17.36	17.32		
10	QPSK	1	49	17.49	17.47	17.46	17.45	17.47		
10	QPSK	25	0	16.45	16.35	16.31	16.36	16.71	17.5	1
10	QPSK	25	12	16.49	16.38	16.38	16.52	16.42		
10	QPSK	25	25	16.42	16.33	16.34	16.48	16.52		
10	QPSK	50	0	16.26	16.36	16.35	16.42	16.61		
10	16QAM	1	0	16.31	16.34	16.31	16.37	16.77	17.5	1
10	16QAM	1	25	16.28	16.36	16.38	16.40	16.31		
10	16QAM	1	49	16.32	16.32	16.34	16.34	16.70		
10	16QAM	25	0	15.14	15.28	15.31	15.41	15.46	16.5	2
10	16QAM	25	12	15.14	15.30	15.33	15.57	15.47		
10	16QAM	25	25	15.09	15.41	15.35	15.50	15.43		
10	16QAM	50	0	15.09	15.33	15.38	15.46	15.58		
10	64QAM	1	0	15.91	16.03	16.00	16.08	16.35	16.5	2
10	64QAM	1	25	15.89	16.08	16.08	16.23	16.08		
10	64QAM	1	49	16.02	16.06	16.08	16.17	16.24		
10	64QAM	25	0	15.29	15.19	15.26	15.35	15.39	15.5	3
10	64QAM	25	12	15.27	15.26	15.26	15.41	15.44		
10	64QAM	25	25	15.26	15.28	15.19	15.45	15.35		
10	64QAM	50	0	15.21	15.23	15.27	15.40	15.38		
Channel				39675	40148	40620	41093	41565	Tune-up limit (dBm)	MPR (dB)
Frequency (MHz)				2498.5	2545.8	2593	2640.30	2687.5		
5	QPSK	1	0	16.99	17.01	17.19	17.47	17.29	18.5	0
5	QPSK	1	12	16.97	17.07	17.25	17.45	17.19		
5	QPSK	1	24	17.01	17.01	17.30	17.32	17.13		
5	QPSK	12	0	16.17	16.27	16.35	16.51	16.35	17.5	1
5	QPSK	12	7	16.14	16.21	16.37	16.54	16.35		
5	QPSK	12	13	16.12	16.21	16.39	16.56	16.30		
5	QPSK	25	0	15.96	16.04	16.44	16.43	16.32		
5	16QAM	1	0	16.08	16.28	16.14	16.30	16.18	17.5	1
5	16QAM	1	12	16.08	16.26	16.22	16.34	16.23		
5	16QAM	1	24	16.05	16.31	16.28	16.33	16.16		
5	16QAM	12	0	15.08	15.19	15.28	15.47	15.37	16.5	2
5	16QAM	12	7	15.09	15.21	15.29	15.54	15.37		
5	16QAM	12	13	15.07	15.22	15.30	15.53	15.37		
5	16QAM	25	0	15.15	15.26	15.28	15.61	15.40		
5	64QAM	1	0	15.76	15.98	16.01	16.16	16.11	16.5	2
5	64QAM	1	12	15.85	15.97	16.05	16.17	16.03		
5	64QAM	1	24	15.81	15.97	16.11	16.14	15.97		
5	64QAM	12	0	15.09	15.17	15.33	15.48	15.38	15.5	3
5	64QAM	12	7	15.10	15.18	15.35	15.35	15.38		
5	64QAM	12	13	15.06	15.18	15.28	15.50	15.35		
5	64QAM	25	0	15.07	15.19	15.22	15.32	15.32		

2CA DL

Configure		CA List	PCC							SCC				Power	
			LTE Band	BW (MHz)	UL Freq. (MHz)	UL Channel	Mod.	UL# RB	UL RB Offset	LTE Band	BW (MHz)	DL Freq. (MHz)	DL Channel	With CA Tx. Power (dBm)	Without CA Tx. Power (dBm)
Inter-Band		CA_2A-4A	Band 2	20M	1880	18900	QPSK	1	0	Band 4	20M	2132.5	2175	23.10	23.13
			Band 4	20M	1732.5	20175	QPSK	1	0	Band 2	20M	1960	900	23.67	23.98
		CA_2A-5A	Band 2	20M	1880	18900	QPSK	1	0	Band 5	10M	881.5	2525	23.01	23.13
			Band 5	10M	836.5	20525	QPSK	1	0	Band 2	20M	1960	900	23.10	23.32
		CA_2A-12A	Band 2	20M	1880	18900	QPSK	1	0	Band 12	10M	707.5	5095	23.09	23.13
			Band 12	10M	707.5	23095	QPSK	1	0	Band 2	20M	1960	900	23.32	23.40
		CA_2A-13A	Band 2	20M	1880	18900	QPSK	1	0	Band 13	10M	751	5230	23.03	23.13
			Band 13	10M	782	23230	QPSK	1	0	Band 2	20M	1960	900	23.22	23.42
		CA_2A-29A	Band 2	20M	1880	18900	QPSK	1	0	Band 29	10M	722.5	9715	23.10	23.13
		CA_4A-5A	Band 4	20M	1732.5	20175	QPSK	1	0	Band 5	10M	881.5	2525	23.78	23.98
			Band 5	10M	836.5	20525	QPSK	1	0	Band 4	20M	2132.5	2175	23.11	23.32
		CA_4A-12A	Band 4	20M	1732.5	20175	QPSK	1	0	Band 12	10M	737.5	5095	23.91	23.98
			Band 12	10M	707.5	23095	QPSK	1	0	Band 4	20M	2132.5	2175	23.22	23.40
		CA_4A-13A	Band 4	20M	1732.5	20175	QPSK	1	0	Band 13	10M	751	5230	23.90	23.98
			Band 13	10M	782	23230	QPSK	1	0	Band 4	20M	2132.5	2175	23.22	23.42
		CA_4A-29A	Band 4	20M	1732.5	20175	QPSK	1	0	Band 29	10M	722.5	9715	23.91	23.98
		CA_5A-7A	Band 5	10M	836.5	20525	QPSK	1	0	Band 7	20M	2655	3100	23.22	23.32
			Band 7	20M	2535	21100	QPSK	1	0	Band 5	10M	881.5	2525	22.89	23.04
Intra-Band	Contiguous	CA_2C	Band 2	20M	1880	18900	QPSK	1	0	Band 2	20M	1979.8	1098	23.23	23.13
		CA_7B	Band 7	15M	2535	21100	QPSK	1	0	Band 7	5M	2664.3	3193	22.67	22.79
		CA_7C	Band 7	20M	2535	21100	QPSK	1	0	Band 7	20M	2674.8	3298	23.00	23.04
		CA_41C	Band 41	20M	2593	40620	QPSK	1	0	Band 41	20M	2612.8	40818	23.01	23.24
	Non-Contiguous	CA_2A-2A	Band 2	20M	1880	18900	QPSK	1	0	Band 2	5M	1987.5	1175	23.20	23.13
		CA_4A-4A	Band 4	20M	1732.5	20175	QPSK	1	0	Band 4	5M	2152.5	2375	23.80	23.98
		CA_7A-7A	Band 7	20M	2535	21100	QPSK	1	0	Band 7	5M	2687.5	3425	23.01	23.04
		CA_41A-41A	Band 41	20M	2593	40620	QPSK	1	0	Band 41	5M	2687.5	41565	23.32	23.24

2.4GHz WLAN	Ant 1					
2.4GHz WLAN	Mode	Channel	Frequency (MHz)	Average power (dBm)	Tune-Up Limit	Duty Cycle %
	802.11b 1Mbps	1	2412	15.36	15.50	100.00
		6	2437	15.25	15.50	
		11	2462	14.94	15.50	
	802.11g 6Mbps	1	2412	14.45	15.00	95.64
		6	2437	14.67	15.00	
		11	2462	13.44	13.50	
	802.11n-HT20 MCS0	1	2412	12.51	13.00	95.34
		6	2437	14.57	15.00	
		11	2462	10.84	11.00	

2.4GHz WLAN	Ant 2					
2.4GHz WLAN	Mode	Channel	Frequency (MHz)	Average power (dBm)	Tune-Up Limit	Duty Cycle %
	802.11b 1Mbps	1	2412	15.26	15.50	100.00
		6	2437	15.33	15.50	
		11	2462	15.08	15.50	
	802.11g 6Mbps	1	2412	13.90	15.00	95.64
		6	2437	14.71	15.00	
		11	2462	12.85	13.50	
	802.11n-HT20 MCS0	1	2412	12.02	13.00	95.32
		6	2437	14.69	15.00	
		11	2462	10.43	11.00	

2.4GHz WLAN	Ant 1+2					
2.4GHz WLAN	Mode	Channel	Frequency (MHz)	Average power (dBm)	Tune-Up Limit	Duty Cycle %
	802.11b 1Mbps	1	2412	18.32	18.50	100.00
		6	2437	18.30	18.50	
		11	2462	18.02	18.50	
	802.11g 6Mbps	1	2412	17.20	18.00	95.64
		6	2437	17.70	18.00	
		11	2462	16.17	16.50	
	802.11n-HT20 MCS0	1	2412	15.28	16.00	95.34
		6	2437	17.64	18.00	
		11	2462	10.43	14.00	

5GHz WLAN	Ant 1					
5.2GHz WLAN	Mode	Channel	Frequency (MHz)	Average power (dBm)	Tune-Up Limit	Duty Cycle %
	802.11a 6Mbps	36	5180	11.89	13.00	96.62
		40	5200	11.90	13.00	
		44	5220	12.00	13.00	
		48	5240	12.07	13.00	
	802.11n-HT20 MCS0	36	5180	11.86	13.00	95.68
		40	5200	11.77	13.00	
		44	5220	11.91	13.00	
		48	5240	11.97	13.00	
	802.11n-HT40 MCS0	38	5190	10.13	10.50	92.91
		46	5230	12.96	13.00	
	802.11ac-VHT20 MCS0	36	5180	11.91	13.00	95.36
		40	5200	11.89	13.00	
		44	5220	11.97	13.00	
		48	5240	12.06	13.00	
	802.11ac-VHT40 MCS0	38	5190	10.13	10.50	92.31
		46	5230	13.00	13.00	
	802.11ac-VHT80 MCS0	42	5210	3.48	3.50	85.79

5GHz WLAN	Ant 2					
5.2GHz WLAN	Mode	Channel	Frequency (MHz)	Average power (dBm)	Tune-Up Limit	Duty Cycle %
	802.11a 6Mbps	36	5180	11.81	13.00	95.98
		40	5200	11.89	13.00	
		44	5220	12.01	13.00	
		48	5240	11.90	13.00	
	802.11n-HT20 MCS0	36	5180	11.80	13.00	95.00
		40	5200	11.84	13.00	
		44	5220	11.85	13.00	
		48	5240	11.80	13.00	
	802.11n-HT40 MCS0	38	5190	9.90	10.50	91.61
		46	5230	12.64	13.00	
	802.11ac-VHT20 MCS0	36	5180	11.81	13.00	95.36
		40	5200	11.86	13.00	
		44	5220	11.94	13.00	
		48	5240	11.91	13.00	
	802.11ac-VHT40 MCS0	38	5190	9.92	10.50	91.61
		46	5230	12.90	13.00	
	802.11ac-VHT80 MCS0	42	5210	2.66	3.50	86.25

5GHz WLAN	Ant 1+2					
5.2GHz WLAN	Mode	Channel	Frequency (MHz)	Average power (dBm)	Tune-Up Limit	Duty Cycle %
	802.11a 6Mbps	36	5180	14.86	16.00	95.98
		40	5200	14.90	16.00	
		44	5220	15.01	16.00	
		48	5240	14.99	16.00	
	802.11n-HT20 MCS0	36	5180	14.84	16.00	95.00
		40	5200	14.82	16.00	
		44	5220	14.89	16.00	
		48	5240	14.90	16.00	
	802.11n-HT40 MCS0	38	5190	13.03	13.50	91.61
		46	5230	15.81	16.00	
	802.11ac-VHT20 MCS0	36	5180	14.87	16.00	95.36
		40	5200	14.88	16.00	
		44	5220	14.96	16.00	
		48	5240	14.99	16.00	
	802.11ac-VHT40 MCS0	38	5190	13.04	13.50	91.61
		46	5230	15.96	16.00	
	802.11ac-VHT80 MCS0	42	5210	6.10	6.50	86.25

5GHz WLAN	Ant 1					
5.3GHz WLAN	Mode	Channel	Frequency (MHz)	Average power (dBm)	Tune-Up Limit	Duty Cycle %
	802.11a 6Mbps	52	5260	11.93	13.00	96.62
		56	5280	11.67	13.00	
		60	5300	11.63	13.00	
		64	5320	11.47	13.00	
	802.11n-HT20 MCS0	52	5260	11.77	13.00	95.68
		56	5280	11.55	13.00	
		60	5300	11.44	13.00	
		64	5320	11.41	13.00	
	802.11n-HT40 MCS0	54	5270	12.68	13.00	92.91
		62	5310	5.80	6.00	
	802.11ac-VHT20 MCS0	52	5260	11.82	13.00	95.36
		56	5280	11.69	13.00	
		60	5300	11.56	13.00	
		64	5320	11.43	13.00	
	802.11ac-VHT40 MCS0	54	5270	12.70	13.00	92.31
		62	5310	5.83	6.00	
	802.11ac-VHT80 MCS0	58	5290	3.45	3.50	85.79

5GHz WLAN	Ant 2					
5.3GHz WLAN	Mode	Channel	Frequency (MHz)	Average power (dBm)	Tune-Up Limit	Duty Cycle %
	802.11a 6Mbps	52	5260	11.82	13.00	95.98
		56	5280	11.87	13.00	
		60	5300	12.00	13.00	
		64	5320	11.86	13.00	
	802.11n-HT20 MCS0	52	5260	11.73	13.00	95.00
		56	5280	11.78	13.00	
		60	5300	11.83	13.00	
		64	5320	11.75	13.00	
	802.11n-HT40 MCS0	54	5270	12.55	13.00	91.61
		62	5310	5.86	6.00	
	802.11ac-VHT20 MCS0	52	5260	11.79	13.00	95.36
		56	5280	11.86	13.00	
		60	5300	11.83	13.00	
		64	5320	11.75	13.00	
	802.11ac-VHT40 MCS0	54	5270	12.63	13.00	91.61
		62	5310	5.94	6.00	
	802.11ac-VHT80 MCS0	58	5290	2.68	3.50	86.25

5GHz WLAN	Ant 1+2					
5.3GHz WLAN	Mode	Channel	Frequency (MHz)	Average power (dBm)	Tune-Up Limit	Duty Cycle %
	802.11a 6Mbps	52	5260	14.88	16.00	95.98
		56	5280	14.78	16.00	
		60	5300	14.83	16.00	
		64	5320	14.68	16.00	
	802.11n-HT20 MCS0	52	5260	14.76	16.00	95.00
		56	5280	14.68	16.00	
		60	5300	14.65	16.00	
		64	5320	14.60	16.00	
	802.11n-HT40 MCS0	54	5270	15.63	16.00	91.61
		62	5310	8.84	9.00	
	802.11ac-VHT20 MCS0	52	5260	14.81	16.00	95.36
		56	5280	14.78	16.00	
		60	5300	14.70	16.00	
		64	5320	14.60	16.00	
	802.11ac-VHT40 MCS0	54	5270	15.67	16.00	91.61
		62	5310	8.89	9.00	
	802.11ac-VHT80 MCS0	58	5290	6.09	6.50	86.25

5GHz WLAN	Ant 1					
5.5GHz WLAN	Mode	Channel	Frequency (MHz)	Average power (dBm)	Tune-Up Limit	Duty Cycle %
	802.11a 6Mbps	100	5500	10.88	11.50	96.62
		116	5580	10.75	11.50	
		124	5620	10.97	11.50	
		132	5660	10.70	11.50	
		140	5700	10.75	11.50	
		144	5720	10.91	11.50	
	802.11n-HT20 MCS0	100	5500	10.61	11.50	95.68
		116	5580	10.70	11.50	
		124	5620	10.80	11.50	
		132	5660	10.60	11.50	
		140	5700	10.57	11.50	
		144	5720	10.78	11.50	
	802.11n-HT40 MCS0	102	5510	8.83	10.00	92.91
		110	5550	10.39	11.50	
		126	5630	10.35	11.50	
		134	5670	10.31	11.50	
		142	5710	10.34	11.50	
	802.11ac-VHT20 MCS0	100	5500	10.69	11.50	95.36
		116	5580	10.79	11.50	
		124	5620	10.97	11.50	
		132	5660	10.73	11.50	
		140	5700	10.80	11.50	
		144	5720	10.82	11.50	
	802.11ac-VHT40 MCS0	102	5510	8.74	10.00	92.31
		110	5550	10.47	11.50	
		126	5630	10.50	11.50	
		134	5670	10.43	11.50	
		142	5710	10.44	11.50	
	802.11ac-VHT80 MCS0	106	5530	6.49	8.00	85.79
		122	5610	10.74	11.00	
		138	5690	10.54	11.00	

5GHz WLAN	Ant 2					
5.5GHz WLAN	Mode	Channel	Frequency (MHz)	Average power (dBm)	Tune-Up Limit	Duty Cycle %
	802.11a 6Mbps	100	5500	10.73	11.50	95.98
		116	5580	10.76	11.50	
		124	5620	10.75	11.50	
		132	5660	10.70	11.50	
		140	5700	11.10	11.50	
		144	5720	11.20	11.50	
	802.11n-HT20 MCS0	100	5500	10.66	11.50	95.00
		116	5580	10.64	11.50	
		124	5620	10.60	11.50	
		132	5660	10.53	11.50	
		140	5700	10.94	11.50	
		144	5720	10.84	11.50	
	802.11n-HT40 MCS0	102	5510	9.57	10.00	91.61
		110	5550	10.50	11.50	
		126	5630	10.00	11.50	
		134	5670	9.96	11.50	
		142	5710	9.89	11.50	
	802.11ac-VHT20 MCS0	100	5500	10.69	11.50	95.36
		116	5580	10.67	11.50	
		124	5620	10.66	11.50	
		132	5660	10.64	11.50	
		140	5700	11.02	11.50	
		144	5720	11.05	11.50	
	802.11ac-VHT40 MCS0	102	5510	9.54	10.00	91.61
		110	5550	10.13	11.50	
		126	5630	10.20	11.50	
		134	5670	9.98	11.50	
		142	5710	10.00	11.50	
	802.11ac-VHT80 MCS0	106	5530	7.25	8.00	86.25
		122	5610	10.12	11.00	
		138	5690	9.98	11.00	

5GHz WLAN	Ant 1+2					
5.5GHz WLAN	Mode	Channel	Frequency (MHz)	Average power (dBm)	Tune-Up Limit	Duty Cycle %
	802.11a 6Mbps	100	5500	13.81	14.50	95.98
		116	5580	13.76	14.50	
		124	5620	13.87	14.50	
		132	5660	13.71	14.50	
		140	5700	13.94	14.50	
		144	5720	14.07	14.50	
	802.11n-HT20 MCS0	100	5500	13.65	14.50	95.00
		116	5580	13.68	14.50	
		124	5620	13.71	14.50	
		132	5660	13.58	14.50	
		140	5700	13.77	14.50	
		144	5720	13.82	14.50	
	802.11n-HT40 MCS0	102	5510	12.23	13.00	91.61
		110	5550	13.21	14.50	
		126	5630	13.19	14.50	
		134	5670	13.15	14.50	
		142	5710	13.13	14.50	
	802.11ac-VHT20 MCS0	100	5500	13.70	14.50	95.36
		116	5580	13.74	14.50	
		124	5620	13.82	14.50	
		132	5660	13.69	14.50	
		140	5700	13.92	14.50	
		144	5720	13.94	14.50	
	802.11ac-VHT40 MCS0	102	5510	12.17	13.00	91.61
		110	5550	13.31	14.50	
		126	5630	13.36	14.50	
		134	5670	13.22	14.50	
		142	5710	13.23	14.50	
	802.11ac-VHT80 MCS0	106	5530	9.90	11.00	86.25
		122	5610	13.45	14.00	
		138	5690	13.28	14.00	

5GHz WLAN	Ant 1					
5.8GHz WLAN	Mode	Channel	Frequency (MHz)	Average power (dBm)	Tune-Up Limit	Duty Cycle %
	802.11a 6Mbps	149	5745	11.93	13.00	96.62
		157	5785	12.14	13.00	
		165	5825	11.74	13.00	
	802.11n-HT20 MCS0	149	5745	11.87	13.00	95.68
		157	5785	11.98	13.00	
		165	5825	11.63	13.00	
	802.11n-HT40 MCS0	151	5755	11.81	13.00	92.91
		159	5795	11.83	13.00	
	802.11ac-VHT20 MCS0	149	5745	11.93	13.00	95.36
		157	5785	12.10	13.00	
		165	5825	11.74	13.00	
	802.11ac-VHT40 MCS0	151	5755	11.86	13.00	92.31
		159	5795	11.83	13.00	
	802.11ac-VHT80 MCS0	155	5775	11.20	12.00	85.79

5GHz WLAN	Ant 2					
5.8GHz WLAN	Mode	Channel	Frequency (MHz)	Average power (dBm)	Tune-Up Limit	Duty Cycle %
	802.11a 6Mbps	149	5745	12.83	13.00	95.98
		157	5785	12.59	13.00	
		165	5825	12.66	13.00	
	802.11n-HT20 MCS0	149	5745	12.56	13.00	95.00
		157	5785	12.54	13.00	
		165	5825	12.32	13.00	
	802.11n-HT40 MCS0	151	5755	12.64	13.00	91.61
		159	5795	12.76	13.00	
	802.11ac-VHT20 MCS0	149	5745	12.64	13.00	95.36
		157	5785	12.59	13.00	
		165	5825	12.33	13.00	
	802.11ac-VHT40 MCS0	151	5755	12.04	13.00	91.61
		159	5795	12.17	13.00	
	802.11ac-VHT80 MCS0	155	5775	10.84	12.00	86.25

5GHz WLAN	Ant 1+2					
5.8GHz WLAN	Mode	Channel	Frequency (MHz)	Average power (dBm)	Tune-Up Limit	Duty Cycle %
	802.11a 6Mbps	149	5745	15.30	16.00	95.98
		157	5785	15.38	16.00	
		165	5825	15.23	16.00	
	802.11n-HT20 MCS0	149	5745	15.24	16.00	95.00
		157	5785	15.28	16.00	
		165	5825	15.00	16.00	
	802.11n-HT40 MCS0	151	5755	15.26	16.00	91.61
		159	5795	15.33	16.00	
	802.11ac-VHT20 MCS0	149	5745	15.31	16.00	95.36
		157	5785	15.36	16.00	
		165	5825	15.05	16.00	
	802.11ac-VHT40 MCS0	151	5755	14.96	16.00	91.61
		159	5795	15.01	16.00	
	802.11ac-VHT80 MCS0	155	5775	14.03	15.00	86.25

BT BR/EDR

Mode	Channel	Frequency (MHz)	Average power (dBm)	
			1Mbps	Tune-up Limit
BR / EDR	CH 00	2402	4.60	6.00
	CH 39	2441	3.76	5.00
	CH 78	2480	5.75	7.00

BT BR/EDR

Mode	Channel	Frequency (MHz)	Average power (dBm)		
			2Mbps	3Mbps	Tune-up Limit
BR / EDR	CH 00	2402	1.28	1.49	2.00
	CH 39	2441	0.25	0.36	2.00
	CH 78	2480	2.53	2.61	3.00

BT LE 4.0

Mode	Channel	Frequency (MHz)	Average power (dBm)
			GFSK
LE	CH 00	2402	0.69
	CH 19	2440	-0.59
	CH 39	2480	0.85
Tune-up Limit			1.50

BT LE 5.0

Mode	Channel	Frequency (MHz)	Average power (dBm)
			1Mbps
LE	CH 00	2402	0.87
	CH 19	2440	-0.42
	CH 39	2480	1.08
Tune-up Limit			1.50