Test Laboratory: Sporton International Inc. SAR/HAC Testing Lab Date: 2011/10/6

## #01 GSM850_GPRS10_Front_1.5cm_Ch251_Keypad1

**DUT: 162005**

Communication System: GPRS10; Frequency: 848.8 MHz;Duty Cycle: 1:4
Medium: MSL_850_111006 Medium parameters used: f = 849 MHz; $\sigma$ = 1.007 mho/m; $\varepsilon_r$ = 54.598; $\rho$ = 1000 kg/m$^3$
Ambient Temperature：22.3 ℃； Liquid Temperature：21.3 ℃

DASY5 Configuration:
- Probe: ES3DV3 - SN3270; ConvF(6.16, 6.16, 6.16); Calibrated: 2011/9/12
- Sensor-Surface: 4mm (Mechanical Surface Detection)
- Electronics: DAE3 Sn577; Calibrated: 2011/1/13
- Phantom: SAM Right; Type: QD000P40CD; Serial: TP:1644
- Measurement SW: DASY52, Version 52.6 (2); SEMCAD X Version 14.4.5 (3634)

**Ch251/Area Scan (61x91x1):** Measurement grid: dx=20mm, dy=20mm
Maximum value of SAR (interpolated) = 0.406 mW/g

**Ch251/Zoom Scan (5x5x7)/Cube 0:** Measurement grid: dx=8mm, dy=8mm, dz=5mm
Reference Value = 15.018 V/m; Power Drift = -0.124 dB
Peak SAR (extrapolated) = 0.505 W/kg
**SAR(1 g) = 0.379 mW/g; SAR(10 g) = 0.280 mW/g**
Maximum value of SAR (measured) = 0.394 mW/g

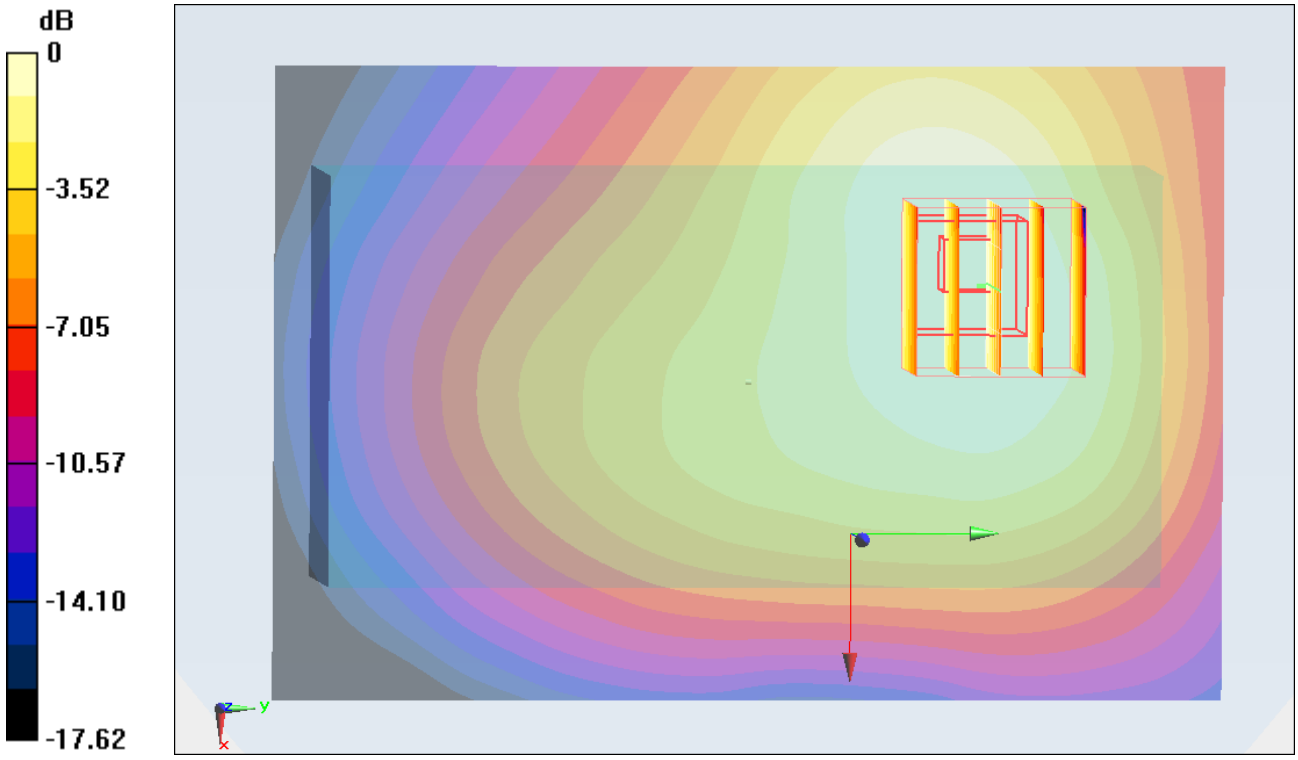


0 dB = 0.390mW/g

Test Laboratory: Sporton International Inc. SAR/HAC Testing Lab Date: 2011/10/6

## #02 GSM850_GPRS10_Back_1.5cm_Ch251_Keypad1

**DUT: 162005**

Communication System: GPRS10; Frequency: 848.8 MHz;Duty Cycle: 1:4
Medium: MSL_850_111006 Medium parameters used: f = 849 MHz; $\sigma$ = 1.007 mho/m; $\varepsilon_r$ = 54.598; $\rho$ = 1000 kg/m$^3$
Ambient Temperature：22.3 ℃； Liquid Temperature：21.3 ℃

DASY5 Configuration:
- Probe: ES3DV3 - SN3270; ConvF(6.16, 6.16, 6.16); Calibrated: 2011/9/12
- Sensor-Surface: 4mm (Mechanical Surface Detection)
- Electronics: DAE3 Sn577; Calibrated: 2011/1/13
- Phantom: SAM Right; Type: QD000P40CD; Serial: TP:1644
- Measurement SW: DASY52, Version 52.6 (2); SEMCAD X Version 14.4.5 (3634)

**Ch251/Area Scan (61x91x1):** Measurement grid: dx=20mm, dy=20mm
Maximum value of SAR (interpolated) = 0.659 mW/g

**Ch251/Zoom Scan (5x5x7)/Cube 0:** Measurement grid: dx=8mm, dy=8mm, dz=5mm
Reference Value = 21.686 V/m; Power Drift = 0.02 dB
Peak SAR (extrapolated) = 0.860 W/kg
**SAR(1 g) = 0.603 mW/g; SAR(10 g) = 0.428 mW/g**
Maximum value of SAR (measured) = 0.637 mW/g

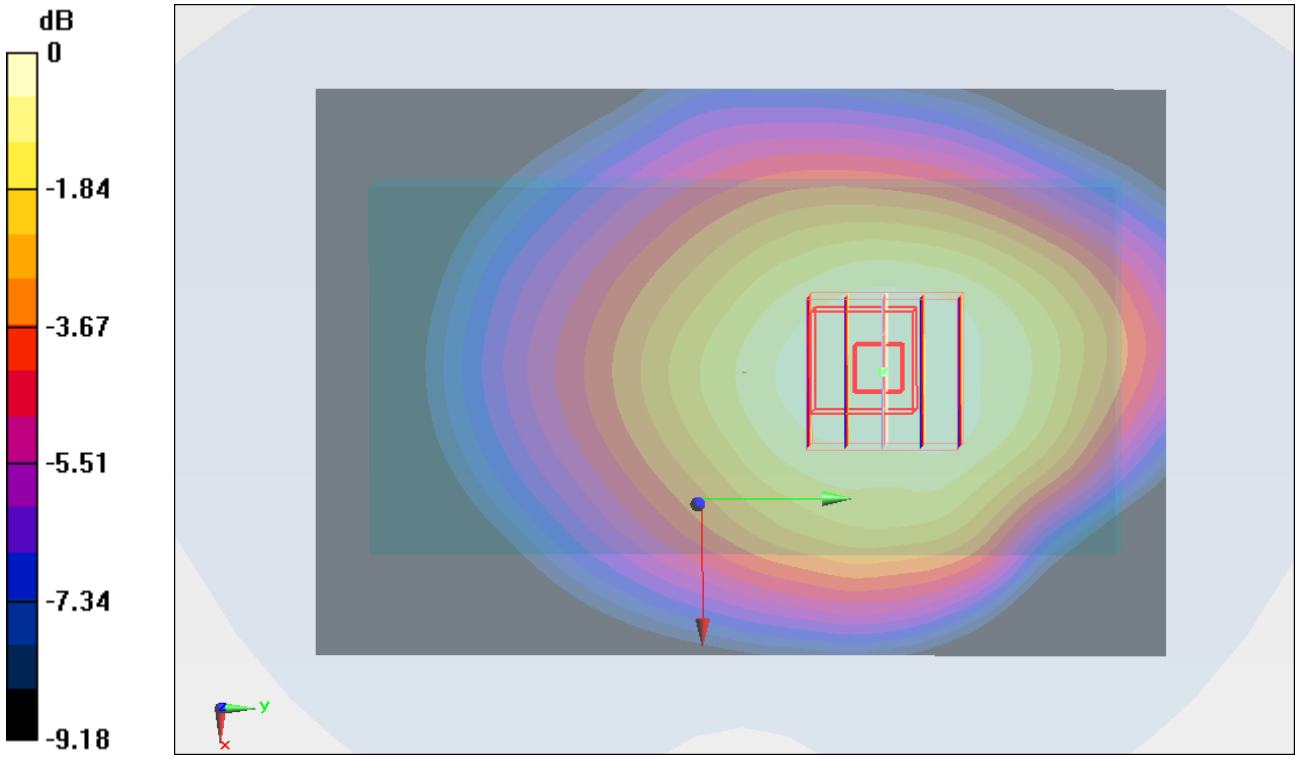


0 dB = 0.640mW/g

Test Laboratory: Sporton International Inc. SAR/HAC Testing Lab Date: 2011/10/6

## #02 GSM850_GPRS10_Back_1.5cm_Ch251_Keypad1_2D

**DUT: 162005**

Communication System: GPRS10; Frequency: 848.8 MHz;Duty Cycle: 1:4
Medium: MSL_850_111006 Medium parameters used: f = 849 MHz; $\sigma$ = 1.007 mho/m; $\varepsilon_r$ = 54.598; $\rho$ = 1000 kg/m$^3$
Ambient Temperature：22.3 ℃； Liquid Temperature：21.3 ℃

DASY5 Configuration:
- Probe: ES3DV3 - SN3270; ConvF(6.16, 6.16, 6.16); Calibrated: 2011/9/12
- Sensor-Surface: 4mm (Mechanical Surface Detection)
- Electronics: DAE3 Sn577; Calibrated: 2011/1/13
- Phantom: SAM Right; Type: QD000P40CD; Serial: TP:1644
- Measurement SW: DASY52, Version 52.6 (2); SEMCAD X Version 14.4.5 (3634)

**Ch251/Area Scan (61x91x1):** Measurement grid: dx=20mm, dy=20mm
Maximum value of SAR (interpolated) = 0.659 mW/g

**Ch251/Zoom Scan (5x5x7)/Cube 0:** Measurement grid: dx=8mm, dy=8mm, dz=5mm
Reference Value = 21.686 V/m; Power Drift = 0.02 dB
Peak SAR (extrapolated) = 0.860 W/kg
**SAR(1 g) = 0.603 mW/g; SAR(10 g) = 0.428 mW/g**
Maximum value of SAR (measured) = 0.637 mW/g

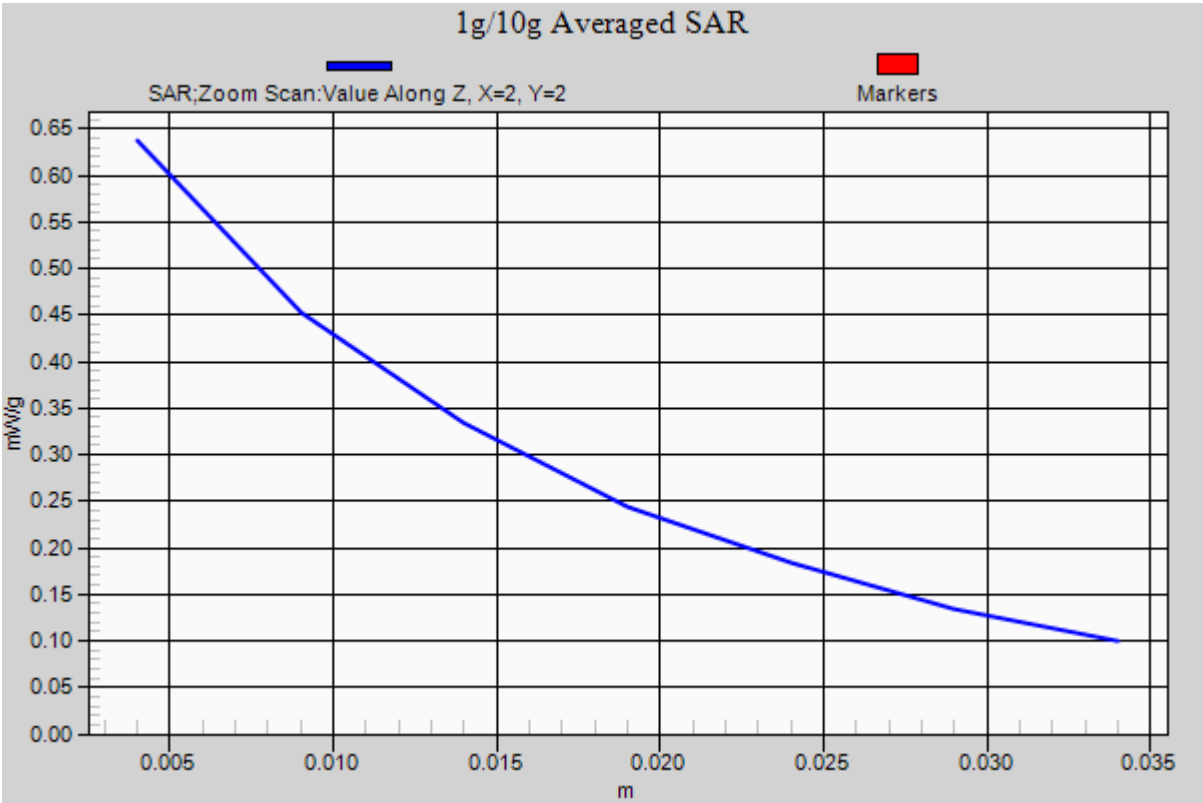

## #03 GSM850_GPRS10_Back_1.5cm_Ch251_Keypad2

**DUT: 162005**

Communication System: GPRS10; Frequency: 848.8 MHz;Duty Cycle: 1:4
Medium: MSL_850_111006 Medium parameters used: f = 849 MHz; $\sigma$ = 1.007 mho/m; $\varepsilon_r$ = 54.598; $\rho$ = 1000 kg/m$^3$
Ambient Temperature：22.3 ℃； Liquid Temperature：21.3 ℃

DASY5 Configuration:
- Probe: ES3DV3 - SN3270; ConvF(6.16, 6.16, 6.16); Calibrated: 2011/9/12
- Sensor-Surface: 4mm (Mechanical Surface Detection)
- Electronics: DAE3 Sn577; Calibrated: 2011/1/13
- Phantom: SAM Right; Type: QD000P40CD; Serial: TP:1644
- Measurement SW: DASY52, Version 52.6 (2); SEMCAD X Version 14.4.5 (3634)

**Ch251/Area Scan (61x91x1):** Measurement grid: dx=20mm, dy=20mm
Maximum value of SAR (interpolated) = 0.619 mW/g

**Ch251/Zoom Scan (5x5x7)/Cube 0:** Measurement grid: dx=8mm, dy=8mm, dz=5mm
Reference Value = 22.556 V/m; Power Drift = -0.09 dB
Peak SAR (extrapolated) = 0.809 W/kg
**SAR(1 g) = 0.584 mW/g; SAR(10 g) = 0.420 mW/g**
Maximum value of SAR (measured) = 0.617 mW/g

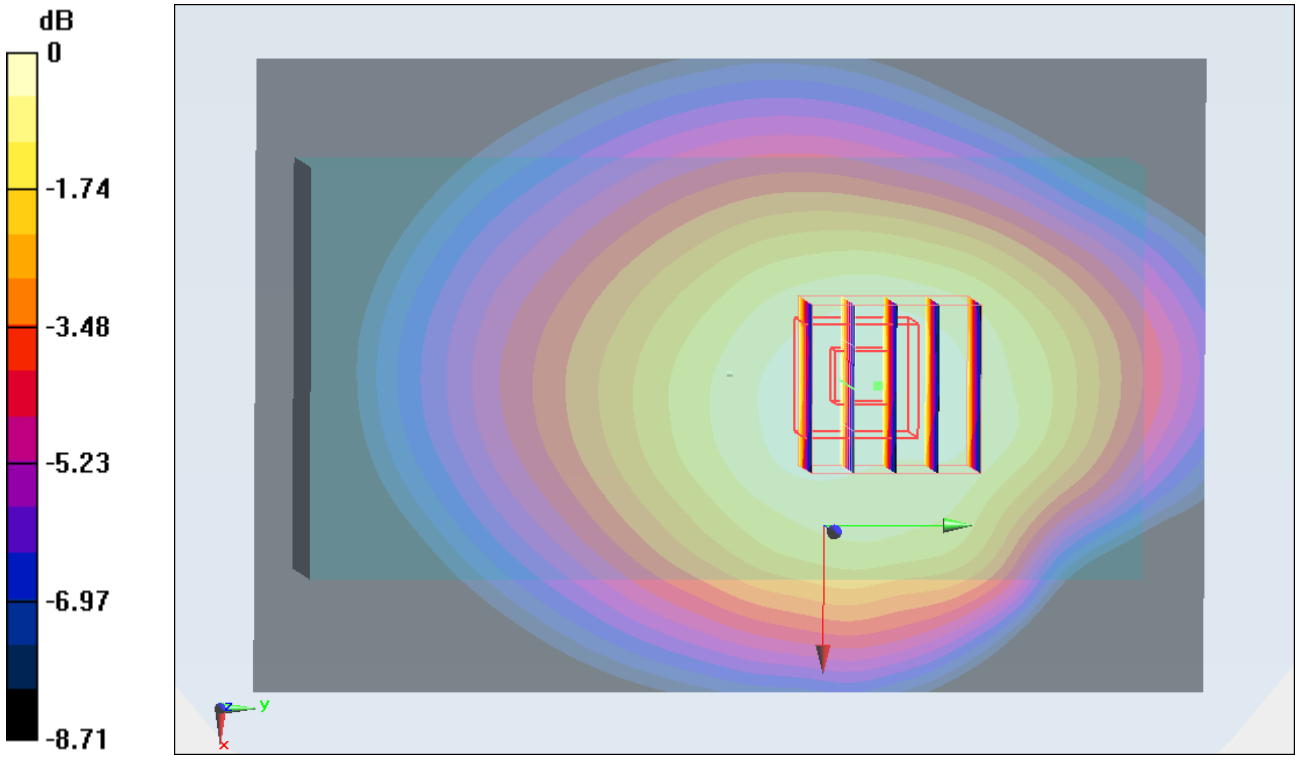


0 dB = 0.620mW/g

## #04 GSM1900_GPRS10_Front_1.5cm_Ch512_Keypad1

**DUT: 162005**

Communication System: PCS 10; Frequency: 1850.2 MHz;Duty Cycle: 1:4
Medium: MSL_1900_111006 Medium parameters used: f = 1850.2 MHz; $\sigma$ = 1.448 mho/m; $\varepsilon_r$ = 53.19; $\rho$ = 1000 kg/m$^3$
Ambient Temperature：22.5 ℃； Liquid Temperature：21.5 ℃

DASY5 Configuration:
- Probe: ES3DV3 - SN3270; ConvF(4.64, 4.64, 4.64); Calibrated: 2011/9/12
- Sensor-Surface: 4mm (Mechanical Surface Detection)
- Electronics: DAE3 Sn577; Calibrated: 2011/1/13
- Phantom: SAM Left; Type: QD000P40CD; Serial: TP:1542
- Measurement SW: DASY52, Version 52.6 (2); SEMCAD X Version 14.4.5 (3634)

**Ch512/Area Scan (61x91x1):** Measurement grid: dx=20mm, dy=20mm
Maximum value of SAR (interpolated) = 0.094 mW/g

**Ch512/Zoom Scan (5x5x7)/Cube 0:** Measurement grid: dx=8mm, dy=8mm, dz=5mm
Reference Value = 3.961 V/m; Power Drift = -0.128 dB
Peak SAR (extrapolated) = 0.132 W/kg
**SAR(1 g) = 0.084 mW/g; SAR(10 g) = 0.053 mW/g**
Maximum value of SAR (measured) = 0.090 mW/g

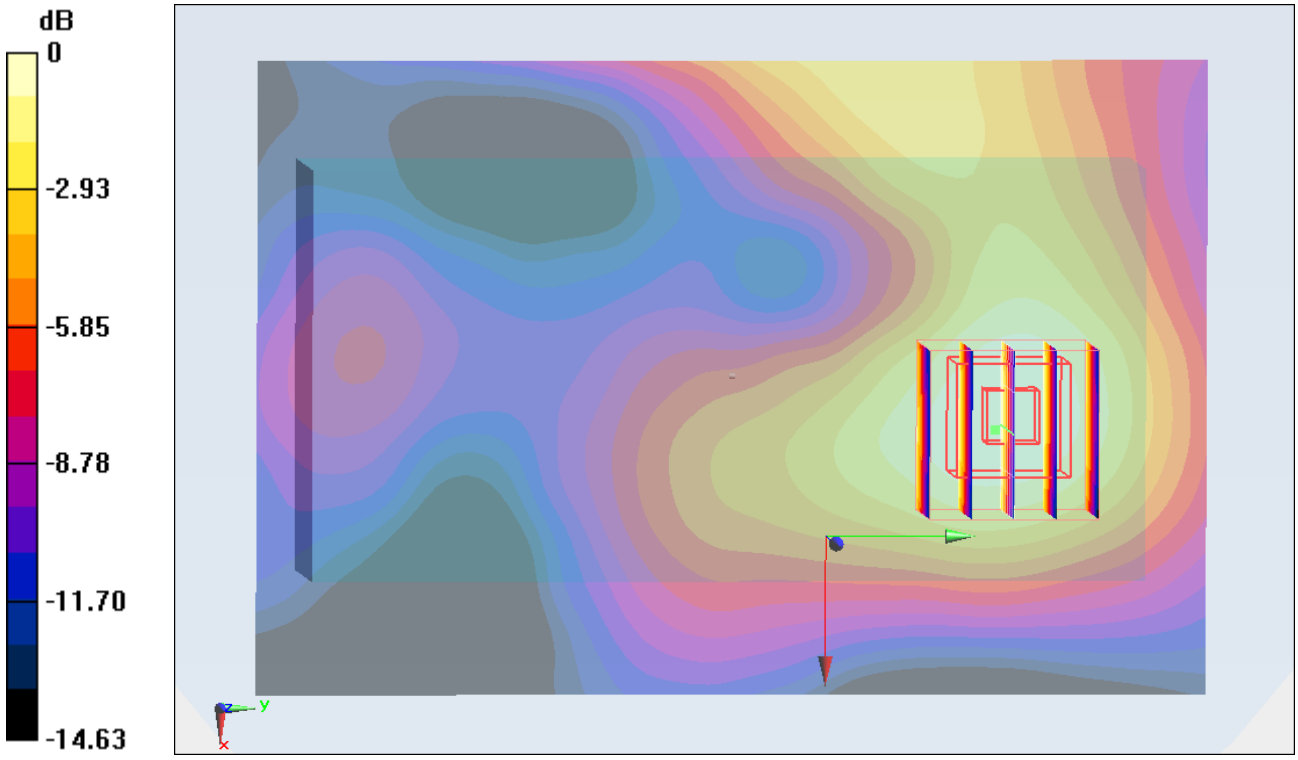


0 dB = 0.090mW/g

Test Laboratory: Sporton International Inc. SAR/HAC Testing Lab Date: 2011/10/6

## #05 GSM1900_GPRS10_Back_1.5cm_Ch512_Keypad1

**DUT: 162005**

Communication System: PCS 10; Frequency: 1850.2 MHz;Duty Cycle: 1:4
Medium: MSL_1900_111006 Medium parameters used : f = 1850.2 MHz; $\sigma$ = 1.448 mho/m; $\varepsilon_r$ = 53.19; $\rho$ = 1000 kg/m$^3$
Ambient Temperature：22.5 ℃； Liquid Temperature：21.5 ℃

DASY5 Configuration:
- Probe: ES3DV3 - SN3270; ConvF(4.64, 4.64, 4.64); Calibrated: 2011/9/12
- Sensor-Surface: 4mm (Mechanical Surface Detection)
- Electronics: DAE3 Sn577; Calibrated: 2011/1/13
- Phantom: SAM Left; Type: QD000P40CD; Serial: TP:1542
- Measurement SW: DASY52, Version 52.6 (2); SEMCAD X Version 14.4.5 (3634)

**Ch512/Area Scan (61x91x1):** Measurement grid: dx=20mm, dy=20mm
Maximum value of SAR (interpolated) = 0.351 mW/g

**Ch512/Zoom Scan (5x5x7)/Cube 0:** Measurement grid: dx=8mm, dy=8mm, dz=5mm
Reference Value = 5.066 V/m; Power Drift = 0.025 dB
Peak SAR (extrapolated) = 0.611 W/kg
**SAR(1 g) = 0.332 mW/g; SAR(10 g) = 0.197 mW/g**
Maximum value of SAR (measured) = 0.358 mW/g

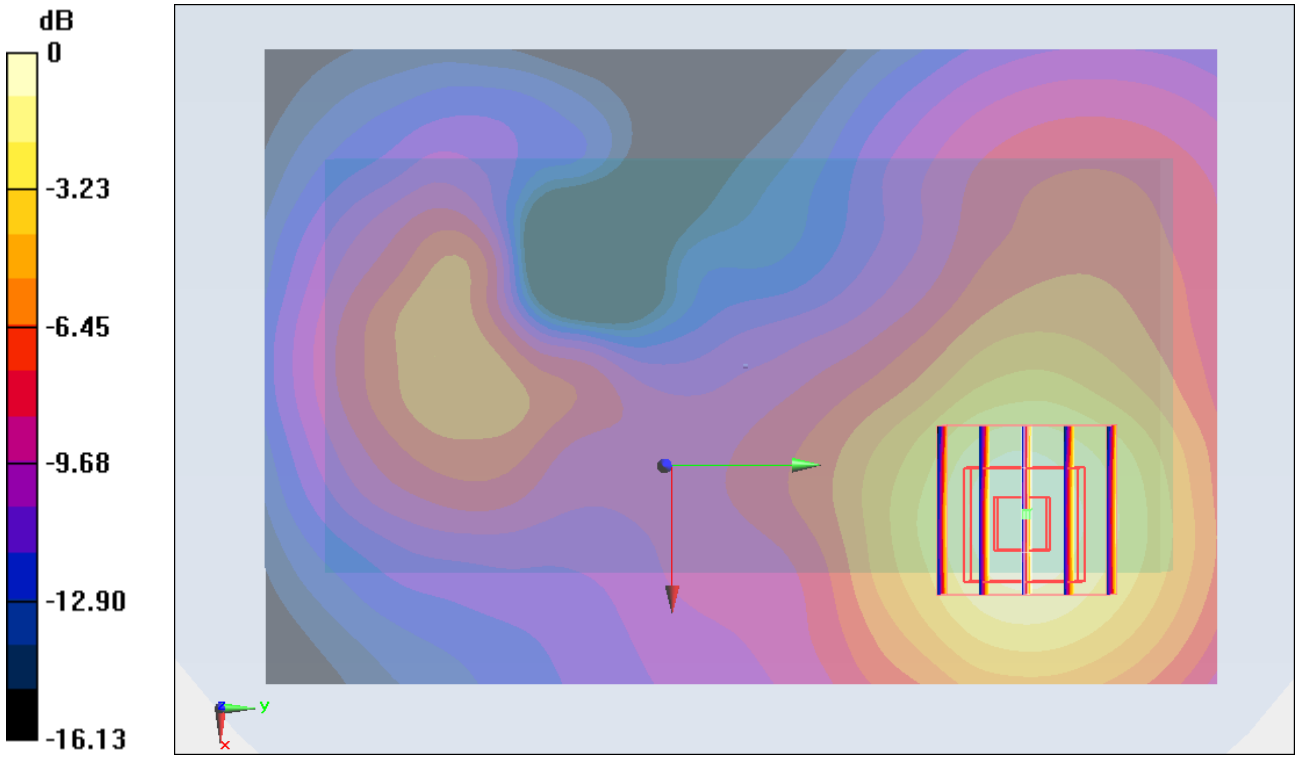


0 dB = 0.360mW/g

Test Laboratory: Sporton International Inc. SAR/HAC Testing Lab Date: 2011/10/6

## #05 GSM1900_GPRS10_Back_1.5cm_Ch512_Keypad1_2D

**DUT: 162005**

Communication System: PCS 10; Frequency: 1850.2 MHz;Duty Cycle: 1:4
Medium: MSL_1900_111006 Medium parameters used : f = 1850.2 MHz; $\sigma$ = 1.448 mho/m; $\varepsilon_r$ = 53.19; $\rho$ = 1000 kg/m$^3$
Ambient Temperature：22.5 ℃； Liquid Temperature：21.5 ℃

DASY5 Configuration:
- Probe: ES3DV3 - SN3270; ConvF(4.64, 4.64, 4.64); Calibrated: 2011/9/12
- Sensor-Surface: 4mm (Mechanical Surface Detection)
- Electronics: DAE3 Sn577; Calibrated: 2011/1/13
- Phantom: SAM Left; Type: QD000P40CD; Serial: TP:1542
- Measurement SW: DASY52, Version 52.6 (2); SEMCAD X Version 14.4.5 (3634)

**Ch512/Area Scan (61x91x1):** Measurement grid: dx=20mm, dy=20mm
Maximum value of SAR (interpolated) = 0.351 mW/g

**Ch512/Zoom Scan (5x5x7)/Cube 0:** Measurement grid: dx=8mm, dy=8mm, dz=5mm
Reference Value = 5.066 V/m; Power Drift = 0.025 dB
Peak SAR (extrapolated) = 0.611 W/kg
**SAR(1 g) = 0.332 mW/g; SAR(10 g) = 0.197 mW/g**
Maximum value of SAR (measured) = 0.358 mW/g

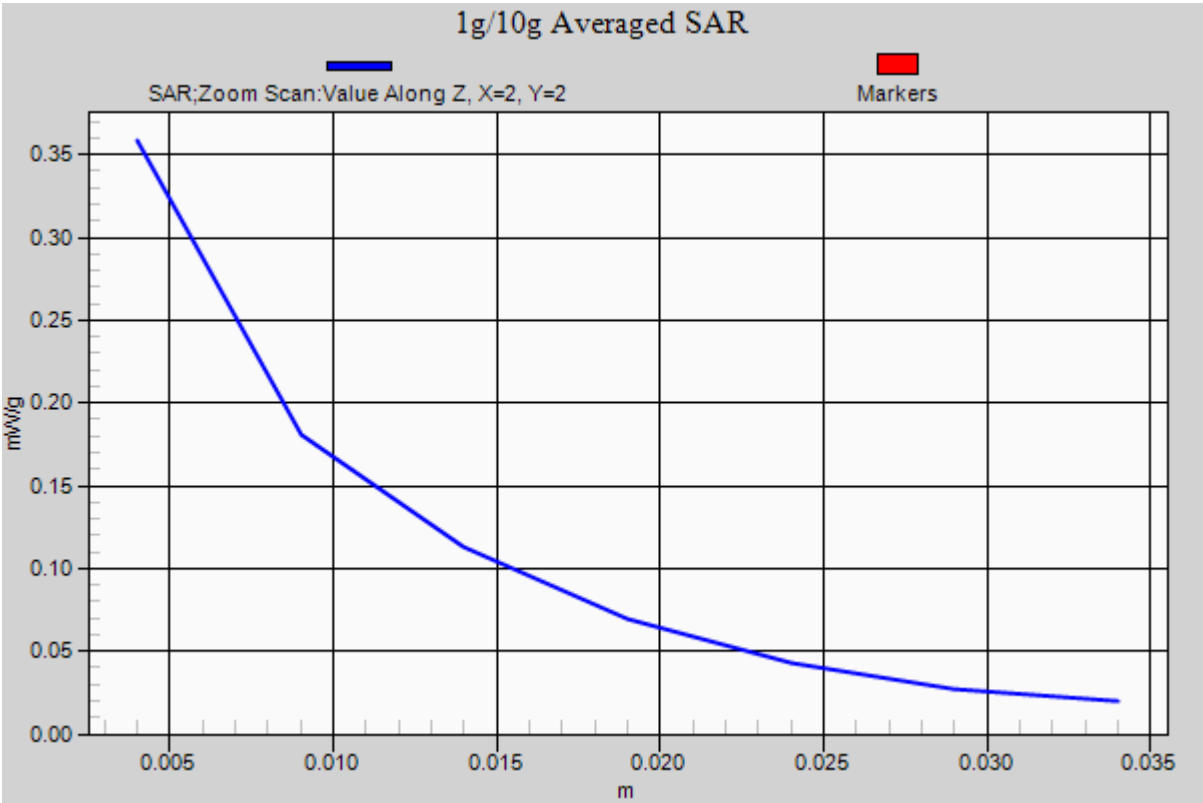

Test Laboratory: Sporton International Inc. SAR/HAC Testing Lab Date: 2011/10/6

## #06 GSM1900_GPRS10_Back_1.5cm_Ch512_Keypad2

**DUT: 162005**

Communication System: PCS 10; Frequency: 1850.2 MHz;Duty Cycle: 1:4
Medium: MSL_1900_111006 Medium parameters used : f = 1850.2 MHz; $\sigma$ = 1.448 mho/m; $\varepsilon_r$ = 53.19; $\rho$ = 1000 kg/m$^3$
Ambient Temperature：22.5 ℃； Liquid Temperature：21.5 ℃

DASY5 Configuration:
- Probe: ES3DV3 - SN3270; ConvF(4.64, 4.64, 4.64); Calibrated: 2011/9/12
- Sensor-Surface: 4mm (Mechanical Surface Detection)
- Electronics: DAE3 Sn577; Calibrated: 2011/1/13
- Phantom: SAM Left; Type: QD000P40CD; Serial: TP:1542
- Measurement SW: DASY52, Version 52.6 (2); SEMCAD X Version 14.4.5 (3634)

**Ch512/Area Scan (61x91x1):** Measurement grid: dx=20mm, dy=20mm
Maximum value of SAR (interpolated) = 0.351 mW/g

**Ch512/Zoom Scan (5x5x7)/Cube 0:** Measurement grid: dx=8mm, dy=8mm, dz=5mm
Reference Value = 5.073 V/m; Power Drift = 0.03 dB
Peak SAR (extrapolated) = 0.522 W/kg
**SAR(1 g) = 0.321 mW/g; SAR(10 g) = 0.193 mW/g**
Maximum value of SAR (measured) = 0.343 mW/g

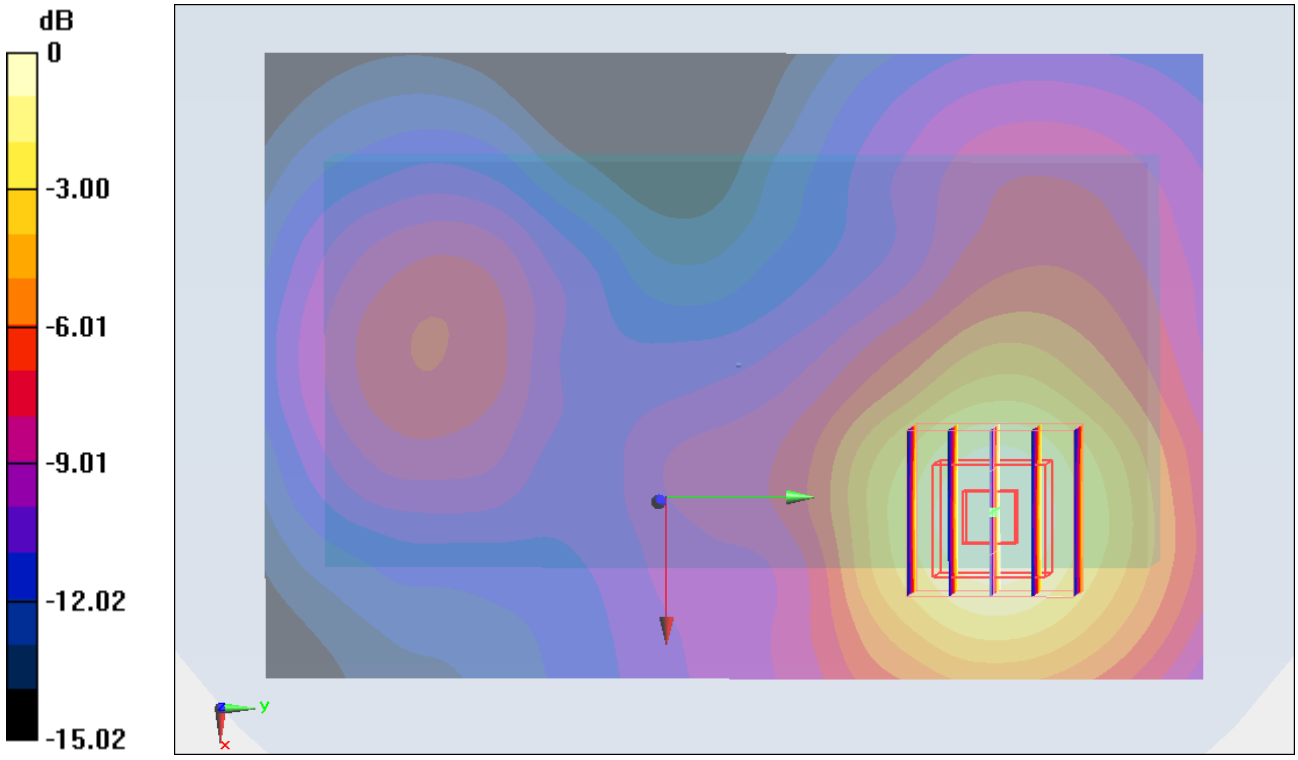


0 dB = 0.340mW/g

## #07 WCDMA V_RMC12.2K_Front_1.5cm_Ch4233_Keypad1

**DUT: 162005**

Communication System: WCDMA; Frequency: 846.6 MHz;Duty Cycle: 1:1
Medium: MSL_850_111006 Medium parameters used: f = 847 MHz; $\sigma$ = 1.005 mho/m; $\varepsilon_r$ = 54.619; $\rho$ = 1000 kg/m$^3$
Ambient Temperature：22.3 ℃； Liquid Temperature：21.3 ℃

DASY5 Configuration:
- Probe: ES3DV3 - SN3270; ConvF(6.16, 6.16, 6.16); Calibrated: 2011/9/12
- Sensor-Surface: 4mm (Mechanical Surface Detection)
- Electronics: DAE3 Sn577; Calibrated: 2011/1/13
- Phantom: SAM Right; Type: QD000P40CD; Serial: TP:1644
- Measurement SW: DASY52, Version 52.6 (2); SEMCAD X Version 14.4.5 (3634)

**Ch4233/Area Scan (61x91x1):** Measurement grid: dx=20mm, dy=20mm
Maximum value of SAR (interpolated) = 0.240 mW/g

**Ch4233/Zoom Scan (5x5x7)/Cube 0:** Measurement grid: dx=8mm, dy=8mm, dz=5mm
Reference Value = 13.353 V/m; Power Drift = -0.06 dB
Peak SAR (extrapolated) = 0.302 W/kg
**SAR(1 g) = 0.229 mW/g; SAR(10 g) = 0.170 mW/g**
Maximum value of SAR (measured) = 0.240 mW/g

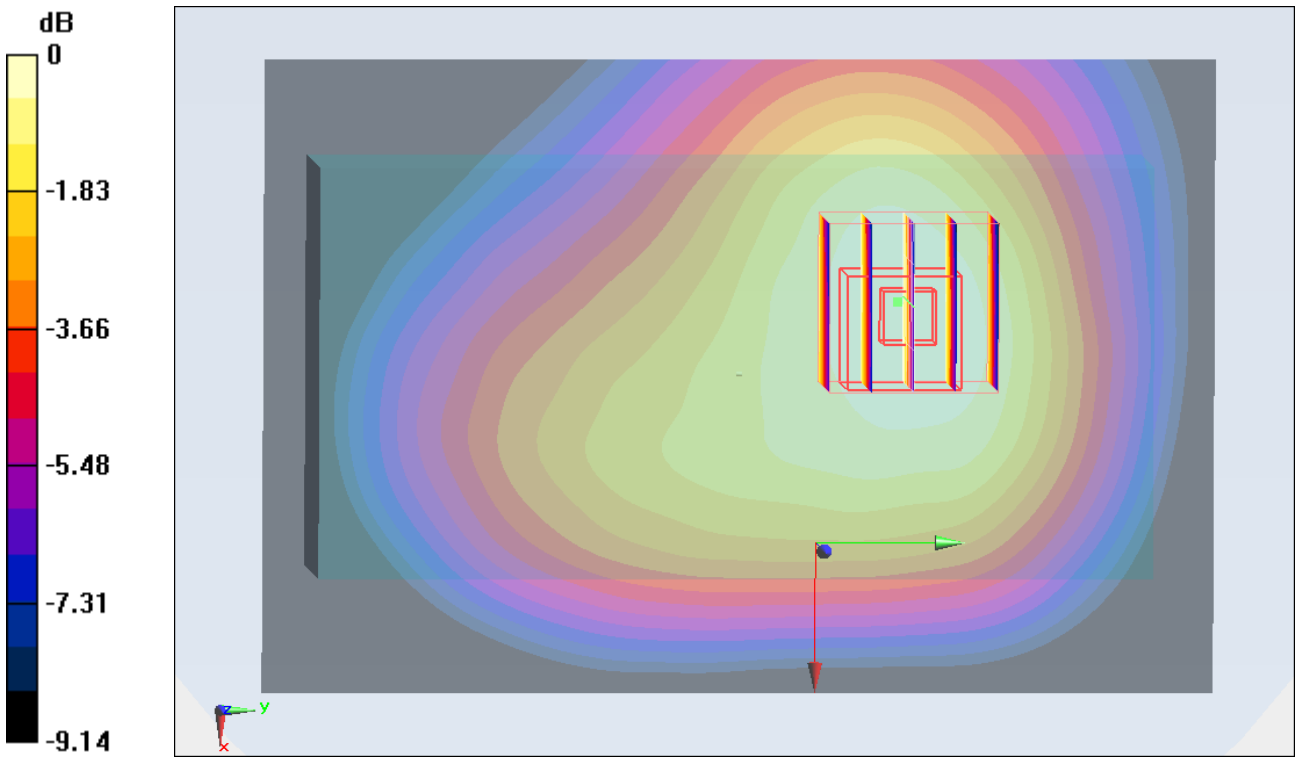


0 dB = 0.240mW/g

Test Laboratory: Sporton International Inc. SAR/HAC Testing Lab Date: 2011/10/6

## #08 WCDMA V_RMC12.2K_Back_1.5cm_Ch4233_Keypad1

**DUT: 162005**

Communication System: WCDMA; Frequency: 846.6 MHz;Duty Cycle: 1:1
Medium: MSL_850_111006 Medium parameters used: f = 847 MHz; $\sigma$ = 1.005 mho/m; $\varepsilon_r$ = 54.619; $\rho$ = 1000 kg/m$^3$
Ambient Temperature：22.3 ℃； Liquid Temperature：21.3 ℃

DASY5 Configuration:
- Probe: ES3DV3 - SN3270; ConvF(6.16, 6.16, 6.16); Calibrated: 2011/9/12
- Sensor-Surface: 4mm (Mechanical Surface Detection)
- Electronics: DAE3 Sn577; Calibrated: 2011/1/13
- Phantom: SAM Right; Type: QD000P40CD; Serial: TP:1644
- Measurement SW: DASY52, Version 52.6 (2); SEMCAD X Version 14.4.5 (3634)

**Ch4233/Area Scan (61x91x1):** Measurement grid: dx=20mm, dy=20mm
Maximum value of SAR (interpolated) = 0.370 mW/g

**Ch4233/Zoom Scan (5x5x7)/Cube 0:** Measurement grid: dx=8mm, dy=8mm, dz=5mm
Reference Value = 17.220 V/m; Power Drift = -0.04 dB
Peak SAR (extrapolated) = 0.475 W/kg
**SAR(1 g) = 0.349 mW/g; SAR(10 g) = 0.252 mW/g**
Maximum value of SAR (measured) = 0.366 mW/g

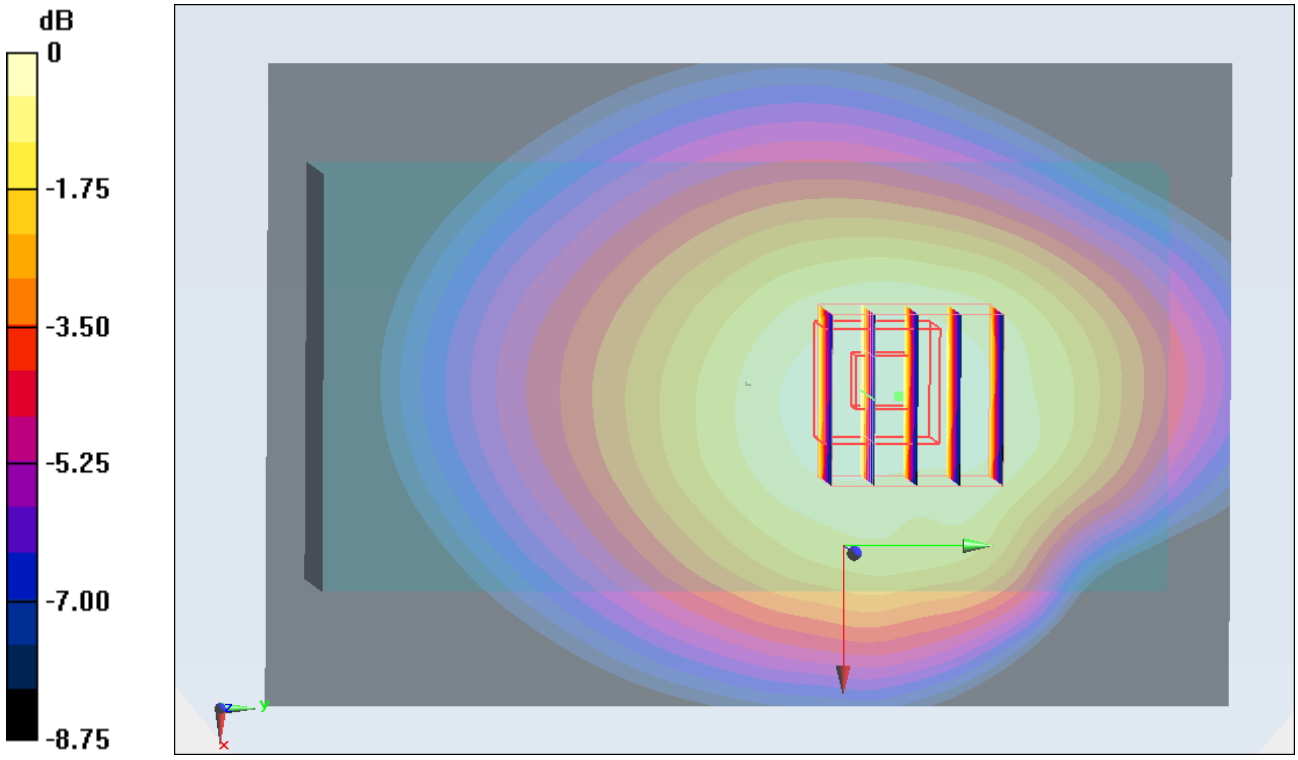


0 dB = 0.370mW/g

Test Laboratory: Sporton International Inc. SAR/HAC Testing Lab Date: 2011/10/6

## #08 WCDMA V_RMC12.2K_Back_1.5cm_Ch4233_Keypad1_2D

**DUT: 162005**

Communication System: WCDMA; Frequency: 846.6 MHz;Duty Cycle: 1:1
Medium: MSL_850_111006 Medium parameters used: f = 847 MHz; $\sigma$ = 1.005 mho/m; $\varepsilon_r$ = 54.619; $\rho$ = 1000 kg/m$^3$
Ambient Temperature：22.3 ℃； Liquid Temperature：21.3 ℃

DASY5 Configuration:
- Probe: ES3DV3 - SN3270; ConvF(6.16, 6.16, 6.16); Calibrated: 2011/9/12
- Sensor-Surface: 4mm (Mechanical Surface Detection)
- Electronics: DAE3 Sn577; Calibrated: 2011/1/13
- Phantom: SAM Right; Type: QD000P40CD; Serial: TP:1644
- Measurement SW: DASY52, Version 52.6 (2); SEMCAD X Version 14.4.5 (3634)

**Ch4233/Area Scan (61x91x1):** Measurement grid: dx=20mm, dy=20mm
Maximum value of SAR (interpolated) = 0.370 mW/g

**Ch4233/Zoom Scan (5x5x7)/Cube 0:** Measurement grid: dx=8mm, dy=8mm, dz=5mm
Reference Value = 17.220 V/m; Power Drift = -0.04 dB
Peak SAR (extrapolated) = 0.475 W/kg
**SAR(1 g) = 0.349 mW/g; SAR(10 g) = 0.252 mW/g**
Maximum value of SAR (measured) = 0.366 mW/g

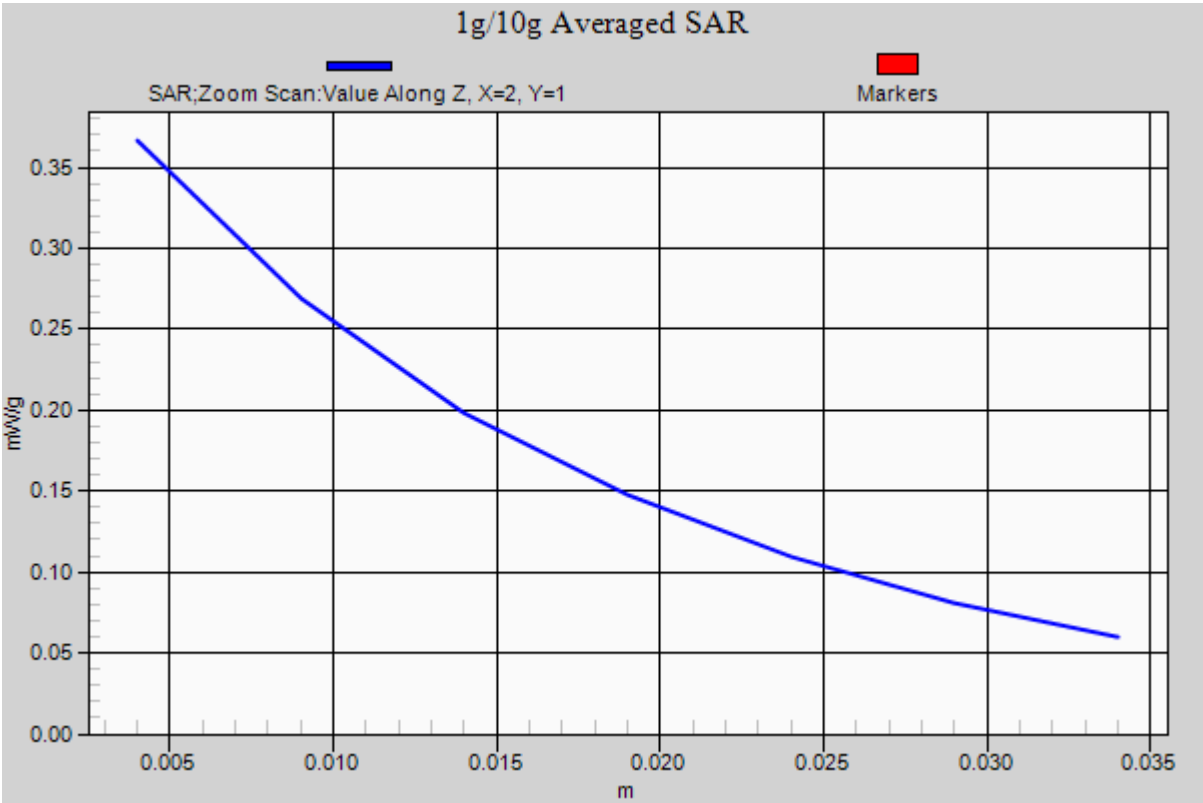

Test Laboratory: Sporton International Inc. SAR/HAC Testing Lab Date: 2011/10/6

## #09 WCDMA V_RMC12.2K_Back_1.5cm_Ch4233_Keypad2

**DUT: 162005**

Communication System: WCDMA; Frequency: 846.6 MHz;Duty Cycle: 1:1
Medium: MSL_850_111006 Medium parameters used: f = 847 MHz; $\sigma$ = 1.005 mho/m; $\varepsilon_r$ = 54.619; $\rho$ = 1000 kg/m$^3$
Ambient Temperature：22.3 ℃； Liquid Temperature：21.3 ℃

DASY5 Configuration:
- Probe: ES3DV3 - SN3270; ConvF(6.16, 6.16, 6.16); Calibrated: 2011/9/12
- Sensor-Surface: 4mm (Mechanical Surface Detection)
- Electronics: DAE3 Sn577; Calibrated: 2011/1/13
- Phantom: SAM Right; Type: QD000P40CD; Serial: TP:1644
- Measurement SW: DASY52, Version 52.6 (2); SEMCAD X Version 14.4.5 (3634)

**Ch4233/Area Scan (61x91x1):** Measurement grid: dx=20mm, dy=20mm
Maximum value of SAR (interpolated) = 0.365 mW/g

**Ch4233/Zoom Scan (5x5x7)/Cube 0:** Measurement grid: dx=8mm, dy=8mm, dz=5mm
Reference Value = 16.813 V/m; Power Drift = 0.125 dB
Peak SAR (extrapolated) = 0.475 W/kg
**SAR(1 g) = 0.348 mW/g; SAR(10 g) = 0.251 mW/g**
Maximum value of SAR (measured) = 0.366 mW/g

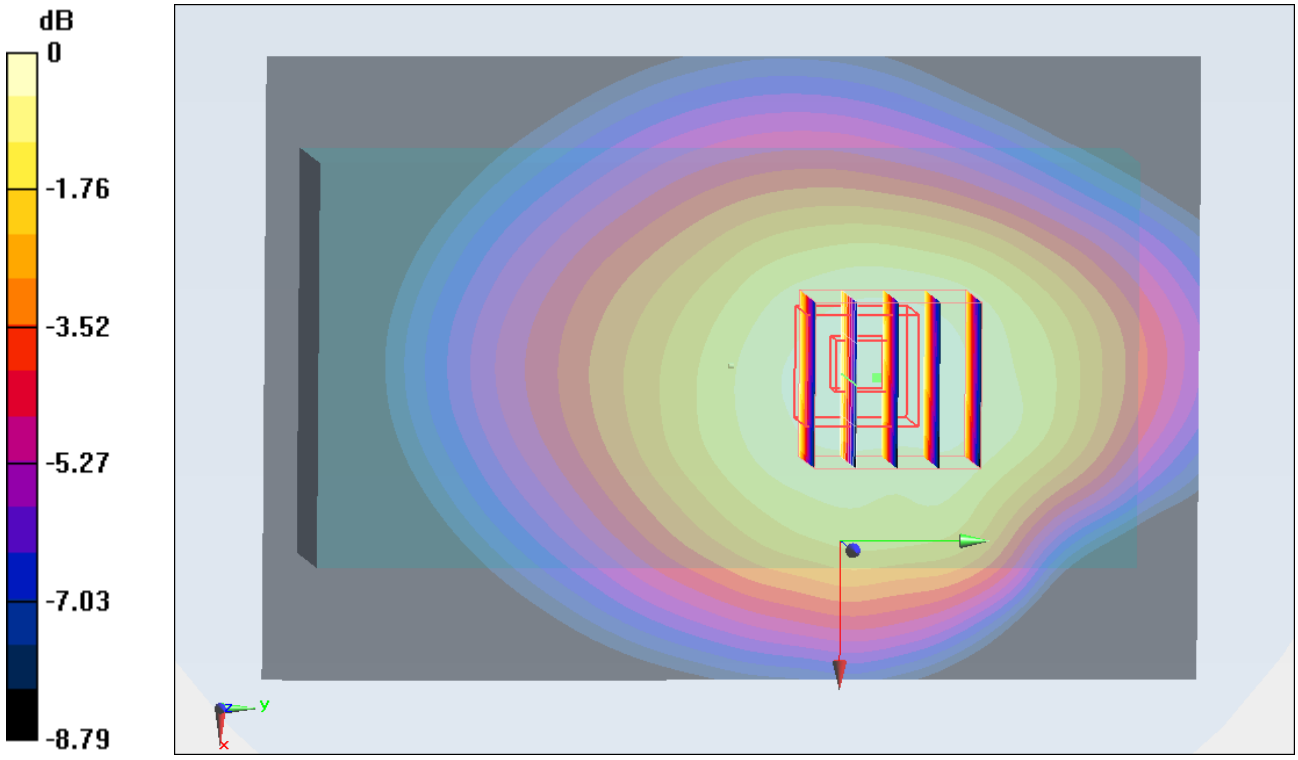


0 dB = 0.370mW/g

## #13 WCDMA IV_RMC12.2K_Front_1.5cm_Ch1413_Keypad1

**DUT: 162005**

Communication System: WCDMA; Frequency: 1732.6 MHz;Duty Cycle: 1:1
Medium: MSL_1800_111006 Medium parameters used: f = 1733 MHz; $\sigma$ = 1.5 mho/m; $\varepsilon_r$ = 52.062; $\rho$ = 1000 kg/m$^3$
Ambient Temperature：22.2 ℃； Liquid Temperature：21.2 ℃

DASY5 Configuration:
- Probe: ES3DV3 - SN3270; ConvF(4.87, 4.87, 4.87); Calibrated: 2011/9/12
- Sensor-Surface: 4mm (Mechanical Surface Detection)
- Electronics: DAE3 Sn577; Calibrated: 2011/1/13
- Phantom: SAM Left; Type: QD000P40CD; Serial: TP:1542
- Measurement SW: DASY52, Version 52.6 (2); SEMCAD X Version 14.4.5 (3634)

**Ch1413/Area Scan (71x91x1):** Measurement grid: dx=20mm, dy=20mm
Maximum value of SAR (interpolated) = 0.100 mW/g

**Ch1413/Zoom Scan (5x5x7)/Cube 0:** Measurement grid: dx=8mm, dy=8mm, dz=5mm
Reference Value = 2.895 V/m; Power Drift = 0.15 dB
Peak SAR (extrapolated) = 0.140 W/kg
**SAR(1 g) = 0.092 mW/g; SAR(10 g) = 0.059 mW/g**
Maximum value of SAR (measured) = 0.098 mW/g

**Ch1413/Zoom Scan (5x5x7)/Cube 1:** Measurement grid: dx=8mm, dy=8mm, dz=5mm
Reference Value = 2.895 V/m; Power Drift = 0.15 dB
Peak SAR (extrapolated) = 0.103 W/kg
**SAR(1 g) = 0.065 mW/g; SAR(10 g) = 0.041 mW/g**
Maximum value of SAR (measured) = 0.070 mW/g

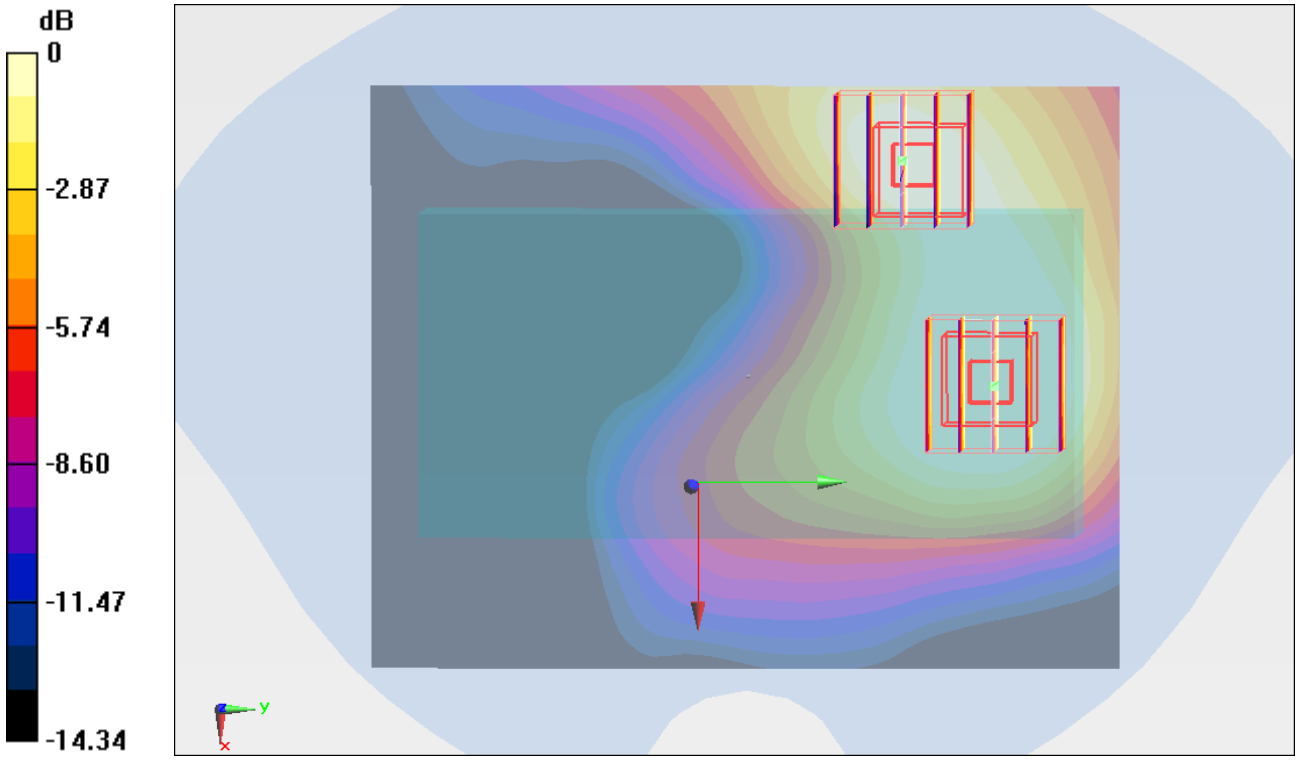


0 dB = 0.070mW/g

Test Laboratory: Sporton International Inc. SAR/HAC Testing Lab Date: 2011/10/6

## #14 WCDMA IV_RMC12.2K_Back_1.5cm_Ch1413_Keypad1

**DUT: 162005**

Communication System: WCDMA; Frequency: 1732.6 MHz;Duty Cycle: 1:1
Medium: MSL_1800_111006 Medium parameters used: f = 1733 MHz; $\sigma$ = 1.5 mho/m; $\varepsilon_r$ = 52.062; $\rho$ = 1000 kg/m$^3$
Ambient Temperature：22.2 ℃； Liquid Temperature：21.2 ℃

DASY5 Configuration:
- Probe: ES3DV3 - SN3270; ConvF(4.87, 4.87, 4.87); Calibrated: 2011/9/12
- Sensor-Surface: 4mm (Mechanical Surface Detection)
- Electronics: DAE3 Sn577; Calibrated: 2011/1/13
- Phantom: SAM Left; Type: QD000P40CD; Serial: TP:1542
- Measurement SW: DASY52, Version 52.6 (2); SEMCAD X Version 14.4.5 (3634)

**Ch1413/Area Scan (61x91x1):** Measurement grid: dx=20mm, dy=20mm
Maximum value of SAR (interpolated) = 0.389 mW/g

**Ch1413/Zoom Scan (5x5x7)/Cube 0:** Measurement grid: dx=8mm, dy=8mm, dz=5mm
Reference Value = 6.247 V/m; Power Drift = -0.00038 dB
Peak SAR (extrapolated) = 0.548 W/kg
**SAR(1 g) = 0.350 mW/g; SAR(10 g) = 0.216 mW/g**
Maximum value of SAR (measured) = 0.380 mW/g

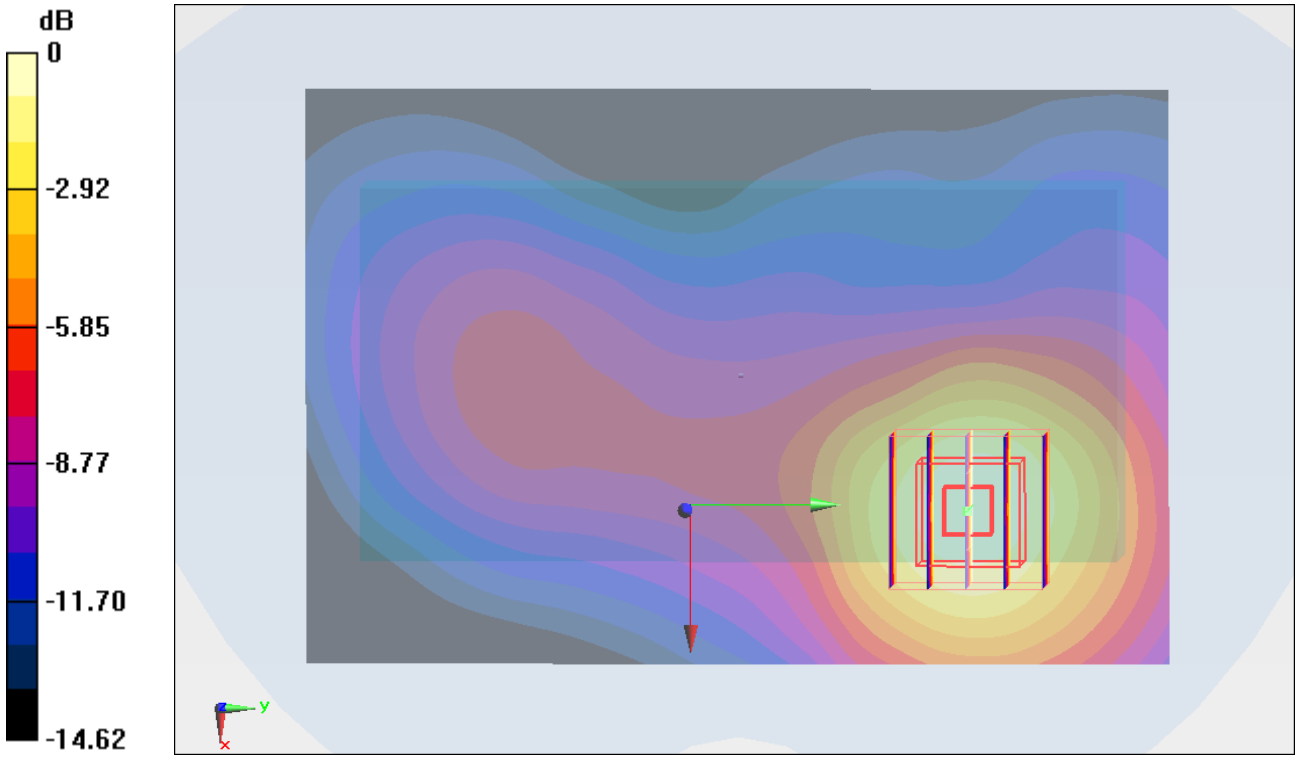


0 dB = 0.380mW/g

## #14 WCDMA IV_RMC12.2K_Back_1.5cm_Ch1413_Keypad1_2D

**DUT: 162005**

Communication System: WCDMA; Frequency: 1732.6 MHz;Duty Cycle: 1:1
Medium: MSL_1800_111006 Medium parameters used: f = 1733 MHz; $\sigma$ = 1.5 mho/m; $\varepsilon_r$ = 52.062; $\rho$ = 1000 kg/m$^3$
Ambient Temperature：22.2 ℃； Liquid Temperature：21.2 ℃

DASY5 Configuration:
- Probe: ES3DV3 - SN3270; ConvF(4.87, 4.87, 4.87); Calibrated: 2011/9/12
- Sensor-Surface: 4mm (Mechanical Surface Detection)
- Electronics: DAE3 Sn577; Calibrated: 2011/1/13
- Phantom: SAM Left; Type: QD000P40CD; Serial: TP:1542
- Measurement SW: DASY52, Version 52.6 (2); SEMCAD X Version 14.4.5 (3634)

**Ch1413/Area Scan (61x91x1):** Measurement grid: dx=20mm, dy=20mm
Maximum value of SAR (interpolated) = 0.389 mW/g

**Ch1413/Zoom Scan (5x5x7)/Cube 0:** Measurement grid: dx=8mm, dy=8mm, dz=5mm
Reference Value = 6.247 V/m; Power Drift = -0.00038 dB
Peak SAR (extrapolated) = 0.548 W/kg
**SAR(1 g) = 0.350 mW/g; SAR(10 g) = 0.216 mW/g**
Maximum value of SAR (measured) = 0.380 mW/g

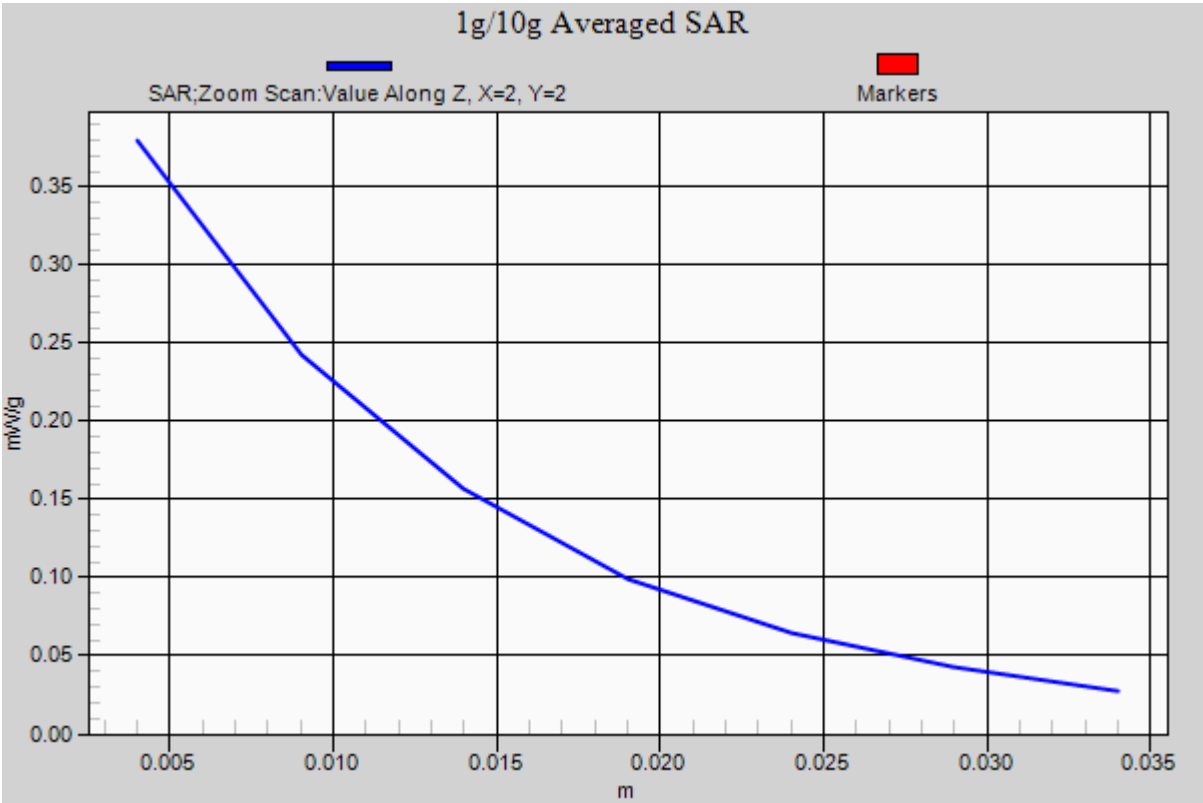

Test Laboratory: Sporton International Inc. SAR/HAC Testing Lab Date: 2011/10/6

## #15 WCDMA IV_RMC12.2K_Back_1.5cm_Ch1413_Keypad2

**DUT: 162005**

Communication System: WCDMA; Frequency: 1732.6 MHz;Duty Cycle: 1:1
Medium: MSL_1800_111006 Medium parameters used: f = 1733 MHz; $\sigma$ = 1.5 mho/m; $\varepsilon_r$ = 52.062; $\rho$ = 1000 kg/m$^3$
Ambient Temperature：22.2 ℃； Liquid Temperature：21.2 ℃

DASY5 Configuration:
- Probe: ES3DV3 - SN3270; ConvF(4.87, 4.87, 4.87); Calibrated: 2011/9/12
- Sensor-Surface: 4mm (Mechanical Surface Detection)
- Electronics: DAE3 Sn577; Calibrated: 2011/1/13
- Phantom: SAM Left; Type: QD000P40CD; Serial: TP:1542
- Measurement SW: DASY52, Version 52.6 (2); SEMCAD X Version 14.4.5 (3634)

**Ch1413/Area Scan (61x91x1):** Measurement grid: dx=20mm, dy=20mm
Maximum value of SAR (interpolated) = 0.366 mW/g

**Ch1413/Zoom Scan (5x5x7)/Cube 0:** Measurement grid: dx=8mm, dy=8mm, dz=5mm
Reference Value = 6.143 V/m; Power Drift = 0.0036 dB
Peak SAR (extrapolated) = 0.504 W/kg
**SAR(1 g) = 0.330 mW/g; SAR(10 g) = 0.205 mW/g**
Maximum value of SAR (measured) = 0.356 mW/g

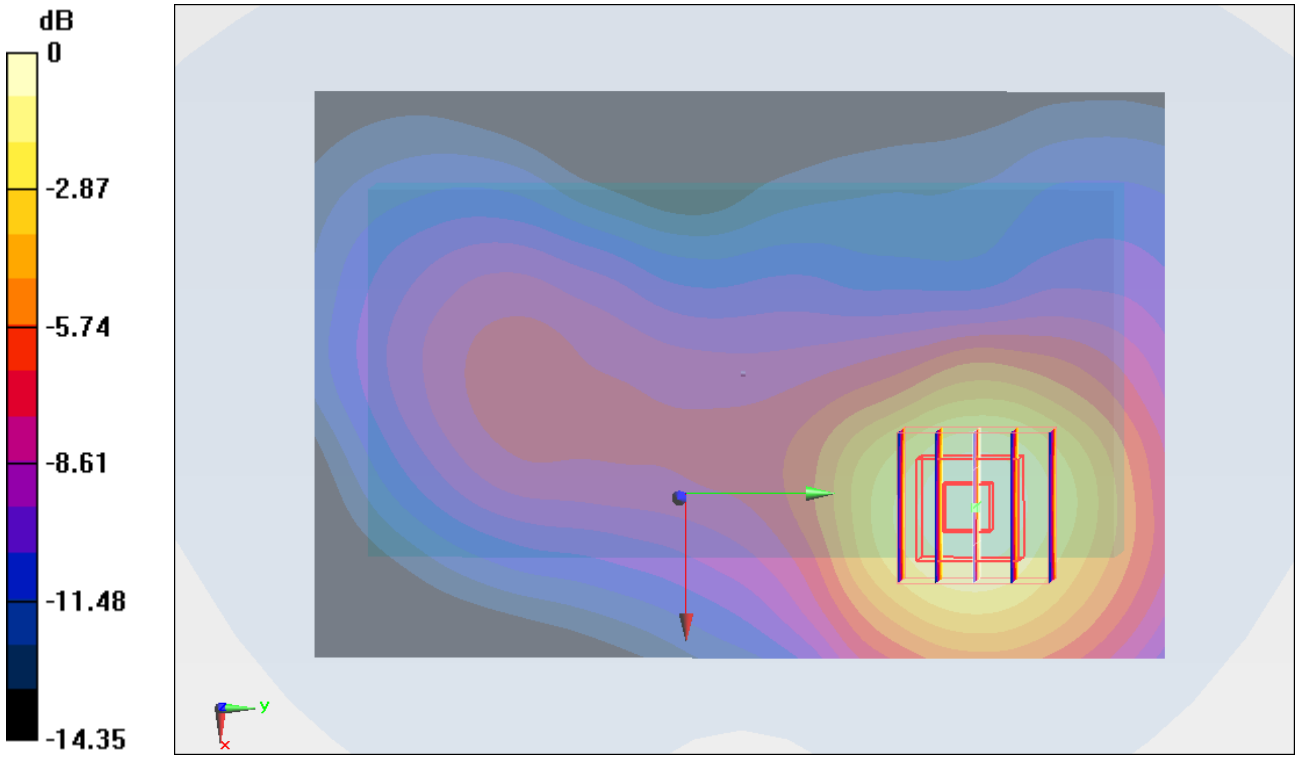


0 dB = 0.360mW/g

Test Laboratory: Sporton International Inc. SAR/HAC Testing Lab Date: 2011/10/6

## #10 WCDMA II_RMC12.2K_Front_1.5cm_Ch9400_Keypad1

**DUT: 162005**

Communication System: WCDMA; Frequency: 1880 MHz;Duty Cycle: 1:1
Medium: MSL_1900_111006 Medium parameters used: f = 1880 MHz; $\sigma$ = 1.481 mho/m; $\varepsilon_r$ = 53.093; $\rho$ = 1000 kg/m$^3$
Ambient Temperature：22.5 ℃； Liquid Temperature：21.5 ℃

DASY5 Configuration:
- Probe: ES3DV3 - SN3270; ConvF(4.64, 4.64, 4.64); Calibrated: 2011/9/12
- Sensor-Surface: 4mm (Mechanical Surface Detection)
- Electronics: DAE3 Sn577; Calibrated: 2011/1/13
- Phantom: SAM Left; Type: QD000P40CD; Serial: TP:1542
- Measurement SW: DASY52, Version 52.6 (2); SEMCAD X Version 14.4.5 (3634)

**Ch9400/Area Scan (61x91x1):** Measurement grid: dx=20mm, dy=20mm
Maximum value of SAR (interpolated) = 0.169 mW/g

**Ch9400/Zoom Scan (5x5x7)/Cube 0:** Measurement grid: dx=8mm, dy=8mm, dz=5mm
Reference Value = 4.251 V/m; Power Drift = 0.12 dB
Peak SAR (extrapolated) = 0.243 W/kg
**SAR(1 g) = 0.153 mW/g; SAR(10 g) = 0.094 mW/g**
Maximum value of SAR (measured) = 0.166 mW/g

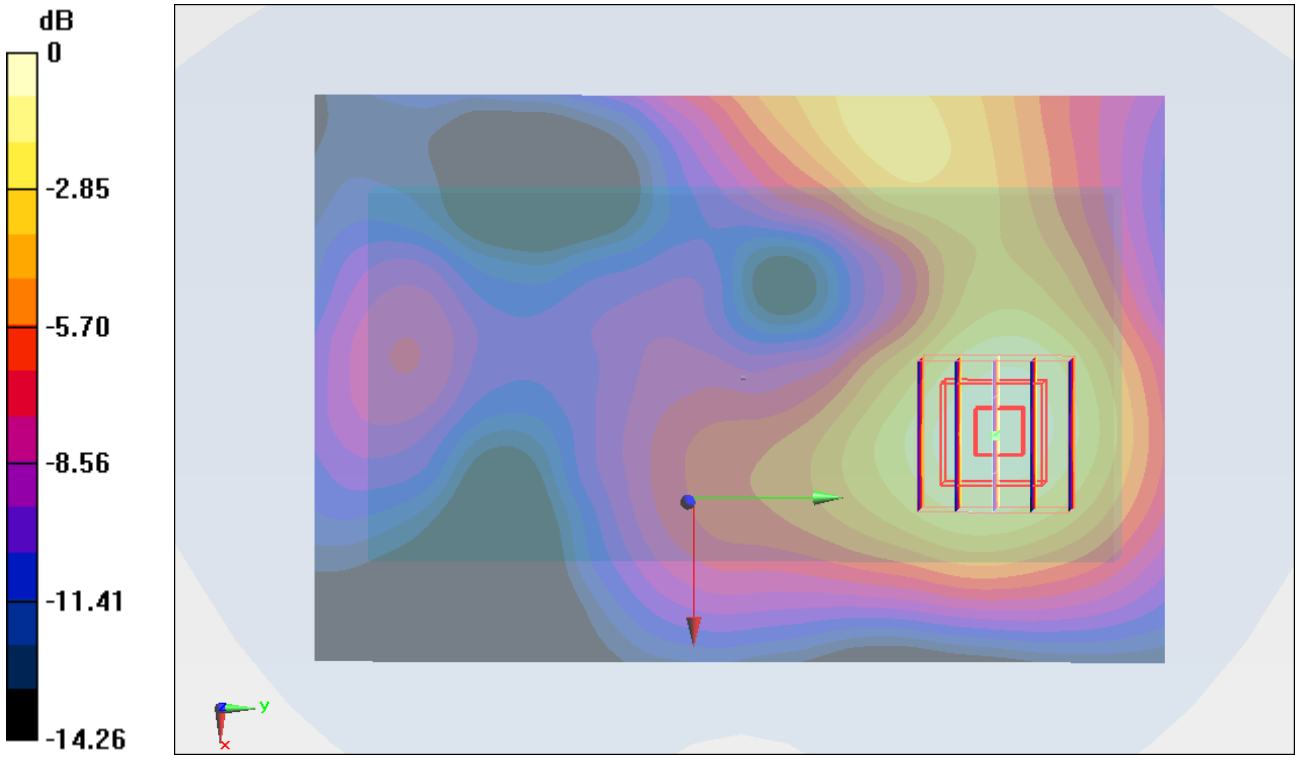


0 dB = 0.170mW/g

## #11 WCDMA II_RMC12.2K_Back_1.5cm_Ch9400_Keypad1

**DUT: 162005**

Communication System: WCDMA; Frequency: 1880 MHz;Duty Cycle: 1:1
Medium: MSL_1900_111006 Medium parameters used: f = 1880 MHz; $\sigma$ = 1.481 mho/m; $\varepsilon_r$ = 53.093; $\rho$ = 1000 kg/m$^3$
Ambient Temperature：22.5 ℃； Liquid Temperature：21.5 ℃

DASY5 Configuration:
- Probe: ES3DV3 - SN3270; ConvF(4.64, 4.64, 4.64); Calibrated: 2011/9/12
- Sensor-Surface: 4mm (Mechanical Surface Detection)
- Electronics: DAE3 Sn577; Calibrated: 2011/1/13
- Phantom: SAM Left; Type: QD000P40CD; Serial: TP:1542
- Measurement SW: DASY52, Version 52.6 (2); SEMCAD X Version 14.4.5 (3634)

**Ch9400/Area Scan (61x91x1):** Measurement grid: dx=20mm, dy=20mm
Maximum value of SAR (interpolated) = 0.462 mW/g

**Ch9400/Zoom Scan (5x5x7)/Cube 0:** Measurement grid: dx=8mm, dy=8mm, dz=5mm
Reference Value = 5.869 V/m; Power Drift = -0.02 dB
Peak SAR (extrapolated) = 0.702 W/kg
**SAR(1 g) = 0.430 mW/g; SAR(10 g) = 0.259 mW/g**
Maximum value of SAR (measured) = 0.462 mW/g

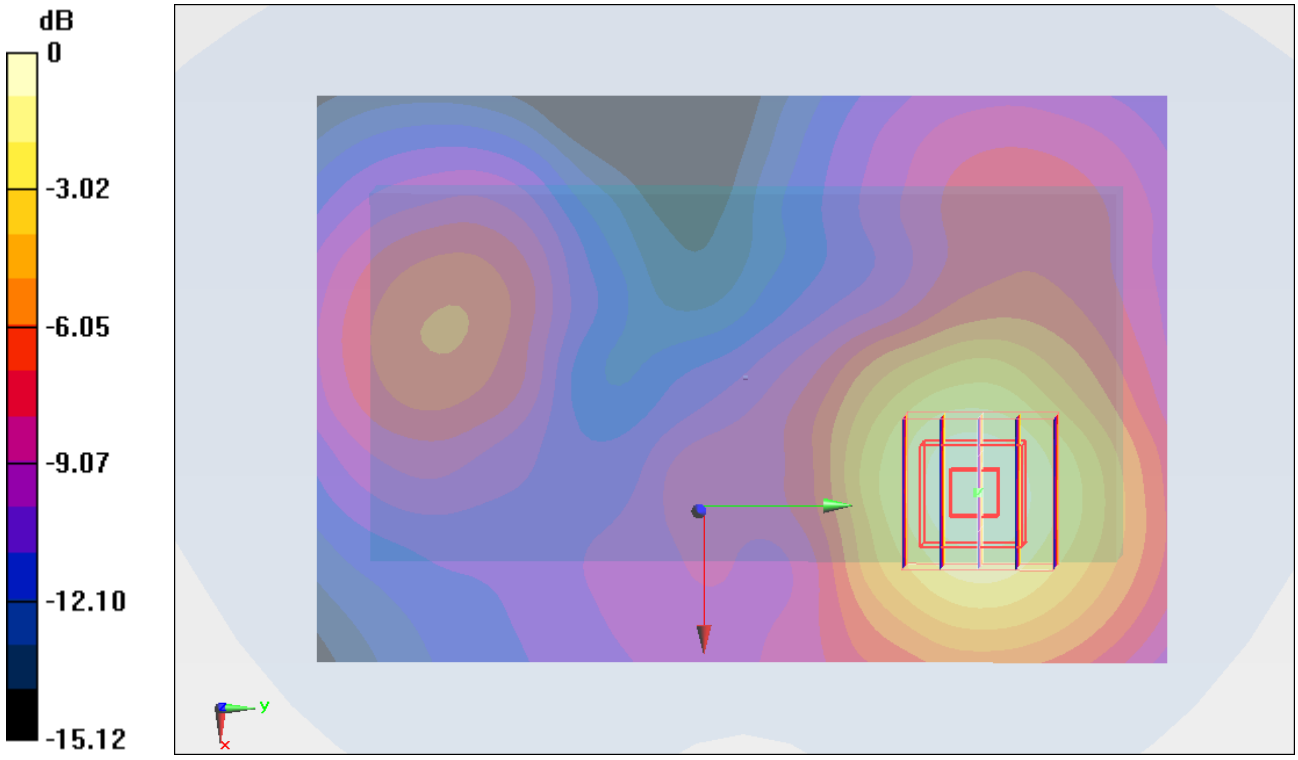


0 dB = 0.460mW/g

## #11 WCDMA II_RMC12.2K_Back_1.5cm_Ch9400_Keypad1_2D

**DUT: 162005**

Communication System: WCDMA; Frequency: 1880 MHz;Duty Cycle: 1:1
Medium: MSL_1900_111006 Medium parameters used: f = 1880 MHz; $\sigma$ = 1.481 mho/m; $\varepsilon_r$ = 53.093; $\rho$ = 1000 kg/m$^3$
Ambient Temperature：22.5 ℃； Liquid Temperature：21.5 ℃

DASY5 Configuration:
- Probe: ES3DV3 - SN3270; ConvF(4.64, 4.64, 4.64); Calibrated: 2011/9/12
- Sensor-Surface: 4mm (Mechanical Surface Detection)
- Electronics: DAE3 Sn577; Calibrated: 2011/1/13
- Phantom: SAM Left; Type: QD000P40CD; Serial: TP:1542
- Measurement SW: DASY52, Version 52.6 (2); SEMCAD X Version 14.4.5 (3634)

**Ch9400/Area Scan (61x91x1):** Measurement grid: dx=20mm, dy=20mm
Maximum value of SAR (interpolated) = 0.462 mW/g

**Ch9400/Zoom Scan (5x5x7)/Cube 0:** Measurement grid: dx=8mm, dy=8mm, dz=5mm
Reference Value = 5.869 V/m; Power Drift = -0.02 dB
Peak SAR (extrapolated) = 0.702 W/kg
**SAR(1 g) = 0.430 mW/g; SAR(10 g) = 0.259 mW/g**
Maximum value of SAR (measured) = 0.462 mW/g

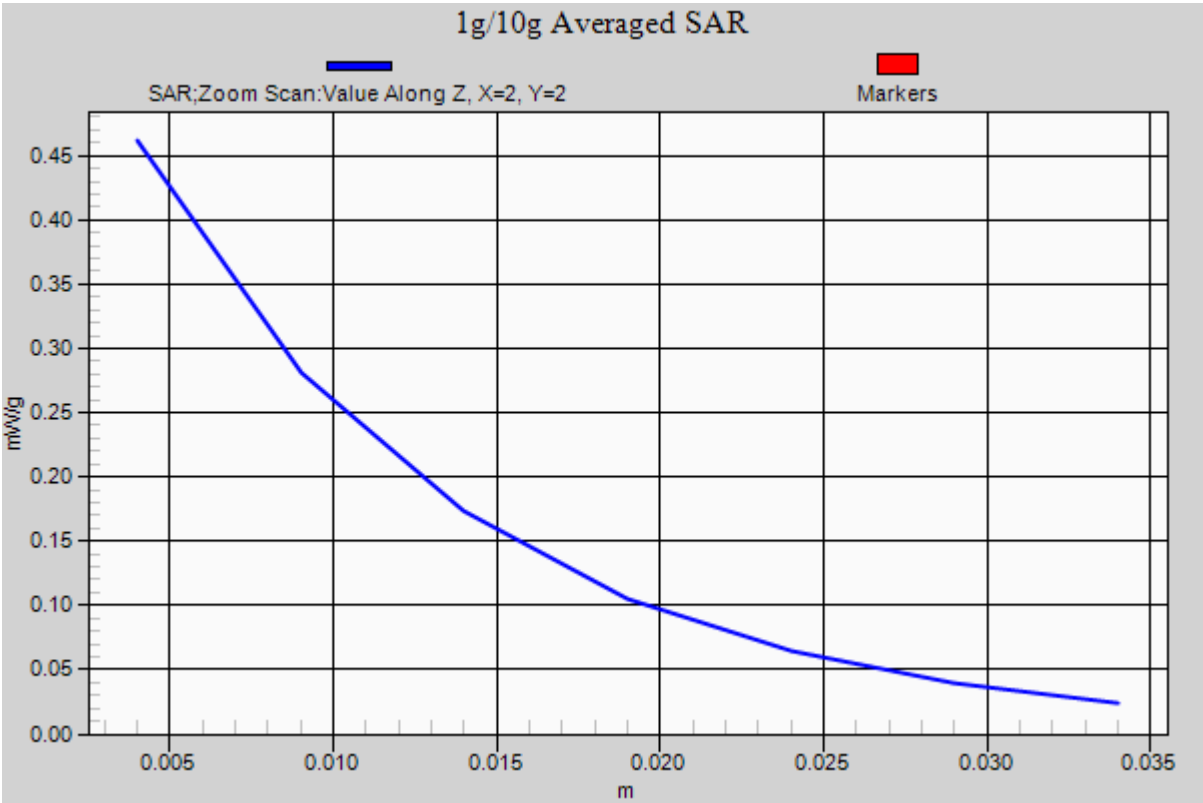

Test Laboratory: Sporton International Inc. SAR/HAC Testing Lab Date: 2011/10/6

## #12 WCDMA II_RMC12.2K_Back_1.5cm_Ch9400_Keypad2

**DUT: 162005**

Communication System: WCDMA; Frequency: 1880 MHz;Duty Cycle: 1:1
Medium: MSL_1900_111006 Medium parameters used: f = 1880 MHz; $\sigma$ = 1.481 mho/m; $\varepsilon_r$ = 53.093; $\rho$ = 1000 kg/m$^3$
Ambient Temperature：22.5 ℃； Liquid Temperature：21.5 ℃

DASY5 Configuration:
- Probe: ES3DV3 - SN3270; ConvF(4.64, 4.64, 4.64); Calibrated: 2011/9/12
- Sensor-Surface: 4mm (Mechanical Surface Detection)
- Electronics: DAE3 Sn577; Calibrated: 2011/1/13
- Phantom: SAM Left; Type: QD000P40CD; Serial: TP:1542
- Measurement SW: DASY52, Version 52.6 (2); SEMCAD X Version 14.4.5 (3634)

**Ch9400/Area Scan (61x91x1):** Measurement grid: dx=20mm, dy=20mm
Maximum value of SAR (interpolated) = 0.459 mW/g

**Ch9400/Zoom Scan (5x5x7)/Cube 0:** Measurement grid: dx=8mm, dy=8mm, dz=5mm
Reference Value = 5.677 V/m; Power Drift = 0.12 dB
Peak SAR (extrapolated) = 0.687 W/kg
**SAR(1 g) = 0.420 mW/g; SAR(10 g) = 0.252 mW/g**
Maximum value of SAR (measured) = 0.454 mW/g

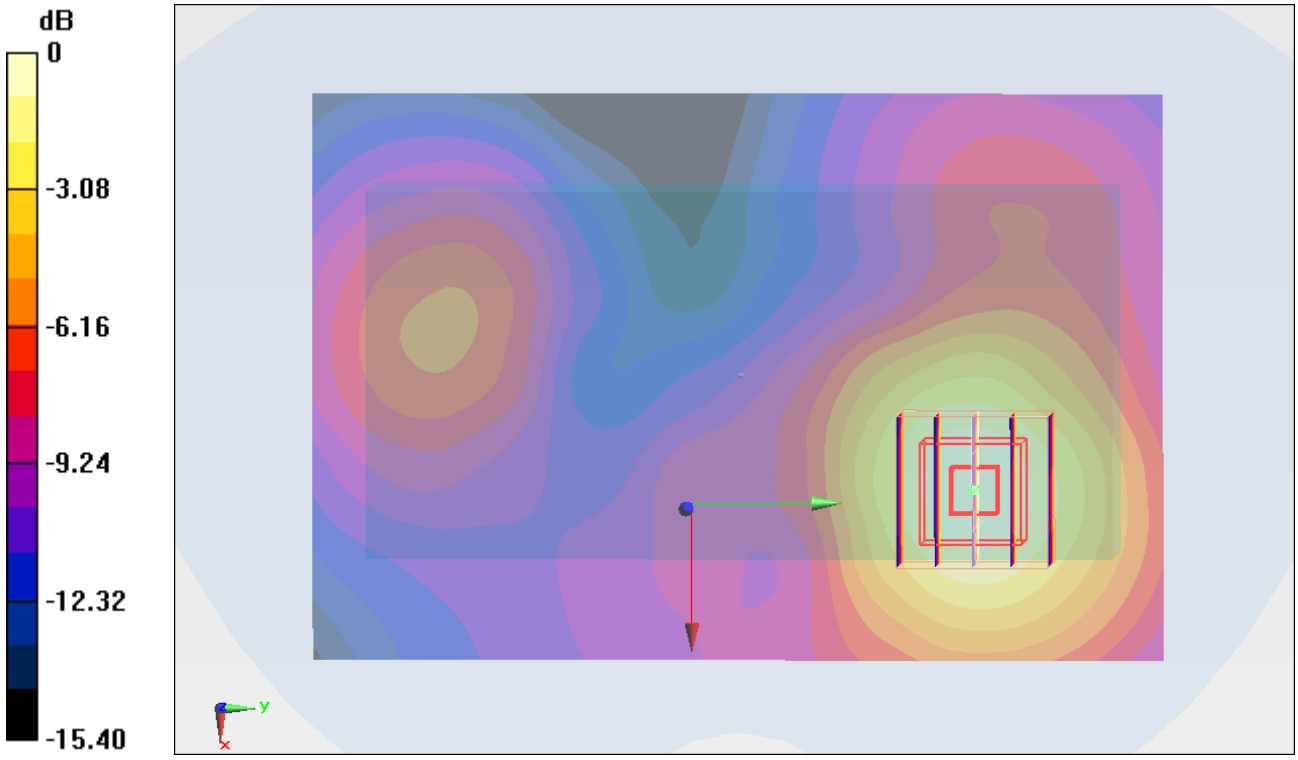


0 dB = 0.450mW/g

Test Laboratory: Sporton International Inc. SAR/HAC Testing Lab Date: 2011/10/7

## #31 CDMA2000 BC0_RC3+SO32_Front_1.5cm_Ch384_Keypad1

**DUT: 162005**

Communication System: CDMA ; Frequency: 836.52 MHz;Duty Cycle: 1:1
Medium: MSL_850_111007 Medium parameters used: f = 837 MHz; $\sigma$ = 0.976 mho/m; $\varepsilon_r$ = 52.727; $\rho$ = 1000 kg/m$^3$
Ambient Temperature：22.2 ℃； Liquid Temperature：21.2 ℃

DASY5 Configuration:
- Probe: ES3DV3 - SN3270; ConvF(6.16, 6.16, 6.16); Calibrated: 2011/9/12
- Sensor-Surface: 4mm (Mechanical Surface Detection)
- Electronics: DAE3 Sn577; Calibrated: 2011/1/13
- Phantom: SAM Right; Type: QD000P40CD; Serial: TP:1644
- Measurement SW: DASY52, Version 52.6 (2); SEMCAD X Version 14.4.5 (3634)

**Ch384/Area Scan (61x91x1):** Measurement grid: dx=20mm, dy=20mm
Maximum value of SAR (interpolated) = 0.242 mW/g

**Ch384/Zoom Scan (5x5x7)/Cube 0:** Measurement grid: dx=8mm, dy=8mm, dz=5mm
Reference Value = 11.899 V/m; Power Drift = 0.0033 dB
Peak SAR (extrapolated) = 0.295 W/kg
**SAR(1 g) = 0.227 mW/g; SAR(10 g) = 0.169 mW/g**
Maximum value of SAR (measured) = 0.238 mW/g

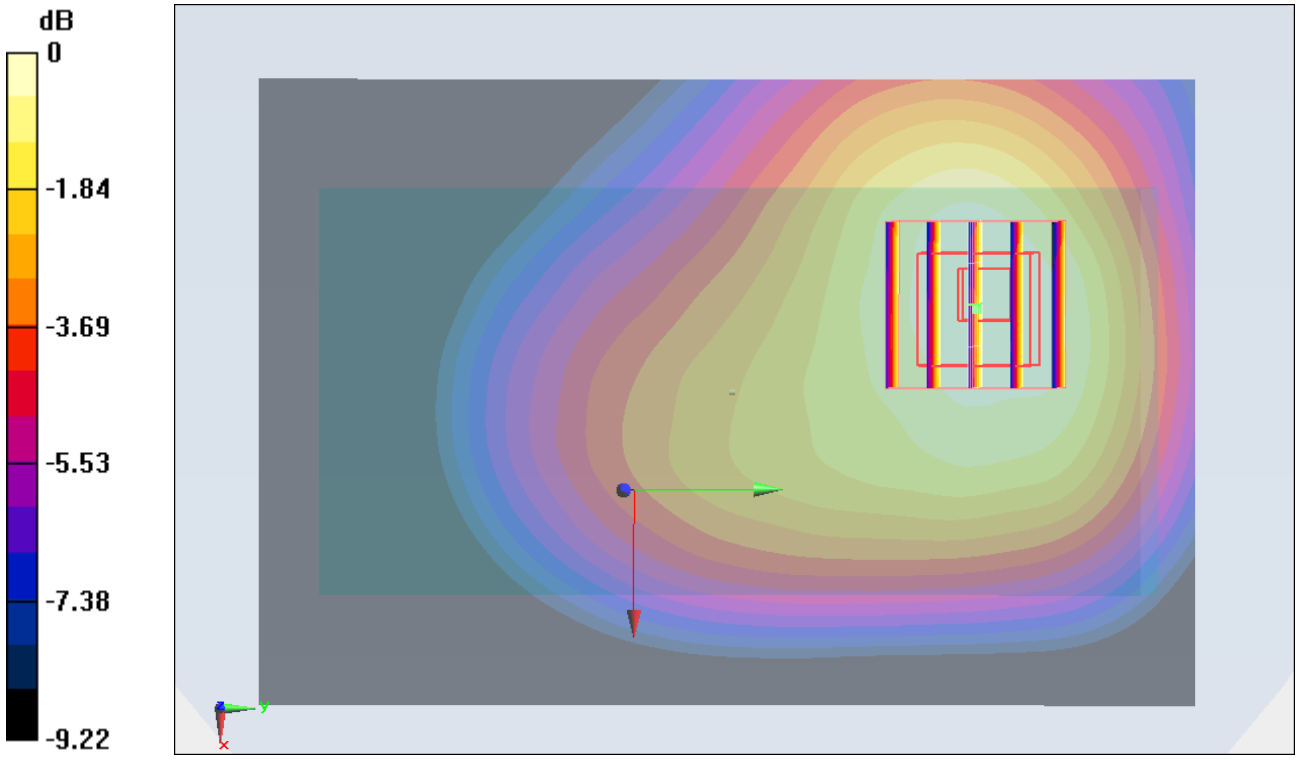


0 dB = 0.240mW/g

Test Laboratory: Sporton International Inc. SAR/HAC Testing Lab Date: 2011/10/7

## #32 CDMA2000 BC0_RC3+SO32_Back_1.5cm_Ch384_Keypad1

**DUT: 162005**

Communication System: CDMA ; Frequency: 836.52 MHz;Duty Cycle: 1:1
Medium: MSL_850_111007 Medium parameters used: f = 837 MHz; $\sigma$ = 0.976 mho/m; $\varepsilon_r$ = 52.727; $\rho$ = 1000 kg/m$^3$
Ambient Temperature：22.2 ℃； Liquid Temperature：21.2 ℃

DASY5 Configuration:
- Probe: ES3DV3 - SN3270; ConvF(6.16, 6.16, 6.16); Calibrated: 2011/9/12
- Sensor-Surface: 4mm (Mechanical Surface Detection)
- Electronics: DAE3 Sn577; Calibrated: 2011/1/13
- Phantom: SAM Right; Type: QD000P40CD; Serial: TP:1644
- Measurement SW: DASY52, Version 52.6 (2); SEMCAD X Version 14.4.5 (3634)

**Ch384/Area Scan (61x91x1):** Measurement grid: dx=20mm, dy=20mm
Maximum value of SAR (interpolated) = 0.355 mW/g

**Ch384/Zoom Scan (5x5x7)/Cube 0:** Measurement grid: dx=8mm, dy=8mm, dz=5mm
Reference Value = 16.794 V/m; Power Drift = -0.12 dB
Peak SAR (extrapolated) = 0.448 W/kg
**SAR(1 g) = 0.329 mW/g; SAR(10 g) = 0.239 mW/g**
Maximum value of SAR (measured) = 0.347 mW/g

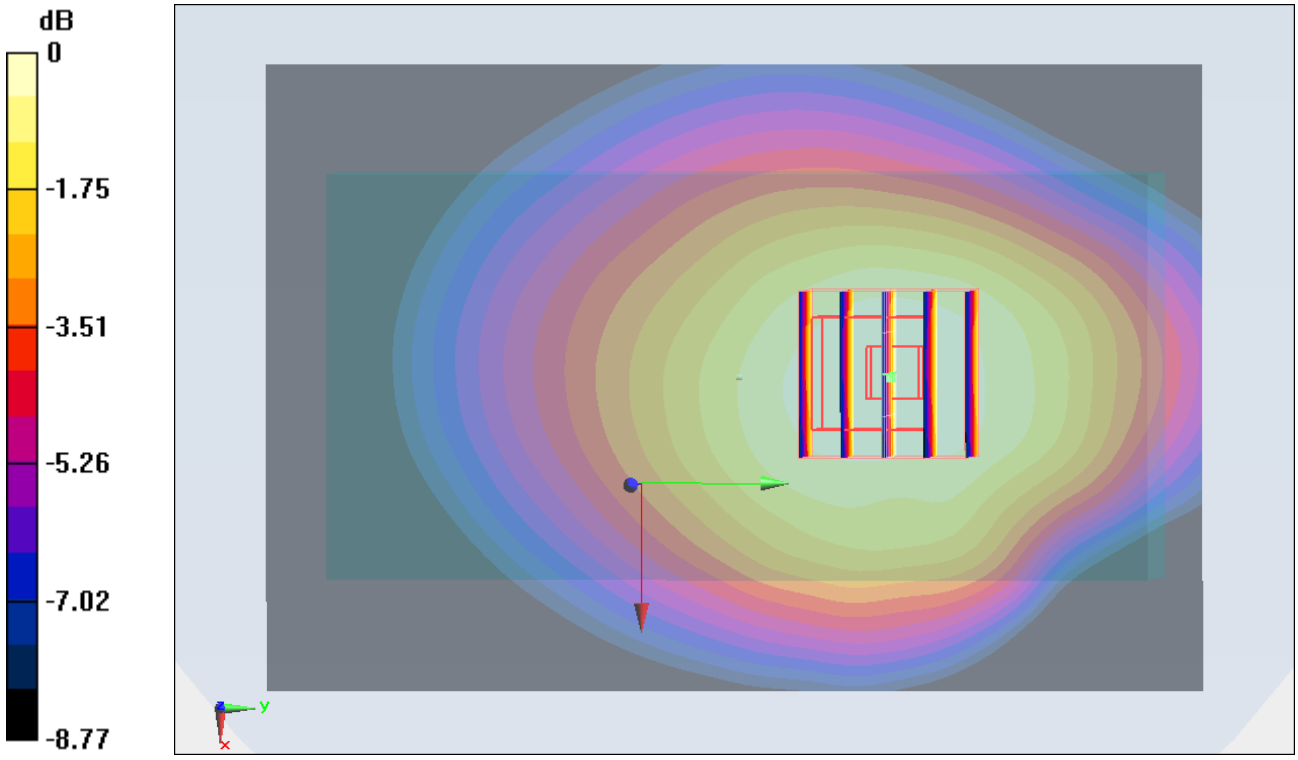


0 dB = 0.350mW/g

Test Laboratory: Sporton International Inc. SAR/HAC Testing Lab Date: 2011/10/7

## #32 CDMA2000 BC0_RC3+SO32_Back_1.5cm_Ch384_Keypad1_2D

**DUT: 162005**

Communication System: CDMA ; Frequency: 836.52 MHz;Duty Cycle: 1:1
Medium: MSL_850_111007 Medium parameters used: f = 837 MHz; σ = 0.976 mho/m; $\varepsilon_r$ = 52.727; ρ = 1000 kg/m$^3$
Ambient Temperature：22.2 ℃； Liquid Temperature：21.2 ℃

DASY5 Configuration:
- Probe: ES3DV3 - SN3270; ConvF(6.16, 6.16, 6.16); Calibrated: 2011/9/12
- Sensor-Surface: 4mm (Mechanical Surface Detection)
- Electronics: DAE3 Sn577; Calibrated: 2011/1/13
- Phantom: SAM Right; Type: QD000P40CD; Serial: TP:1644
- Measurement SW: DASY52, Version 52.6 (2); SEMCAD X Version 14.4.5 (3634)

**Ch384/Area Scan (61x91x1):** Measurement grid: dx=20mm, dy=20mm
Maximum value of SAR (interpolated) = 0.355 mW/g

**Ch384/Zoom Scan (5x5x7)/Cube 0:** Measurement grid: dx=8mm, dy=8mm, dz=5mm
Reference Value = 16.794 V/m; Power Drift = -0.12 dB
Peak SAR (extrapolated) = 0.448 W/kg
**SAR(1 g) = 0.329 mW/g; SAR(10 g) = 0.239 mW/g**
Maximum value of SAR (measured) = 0.347 mW/g

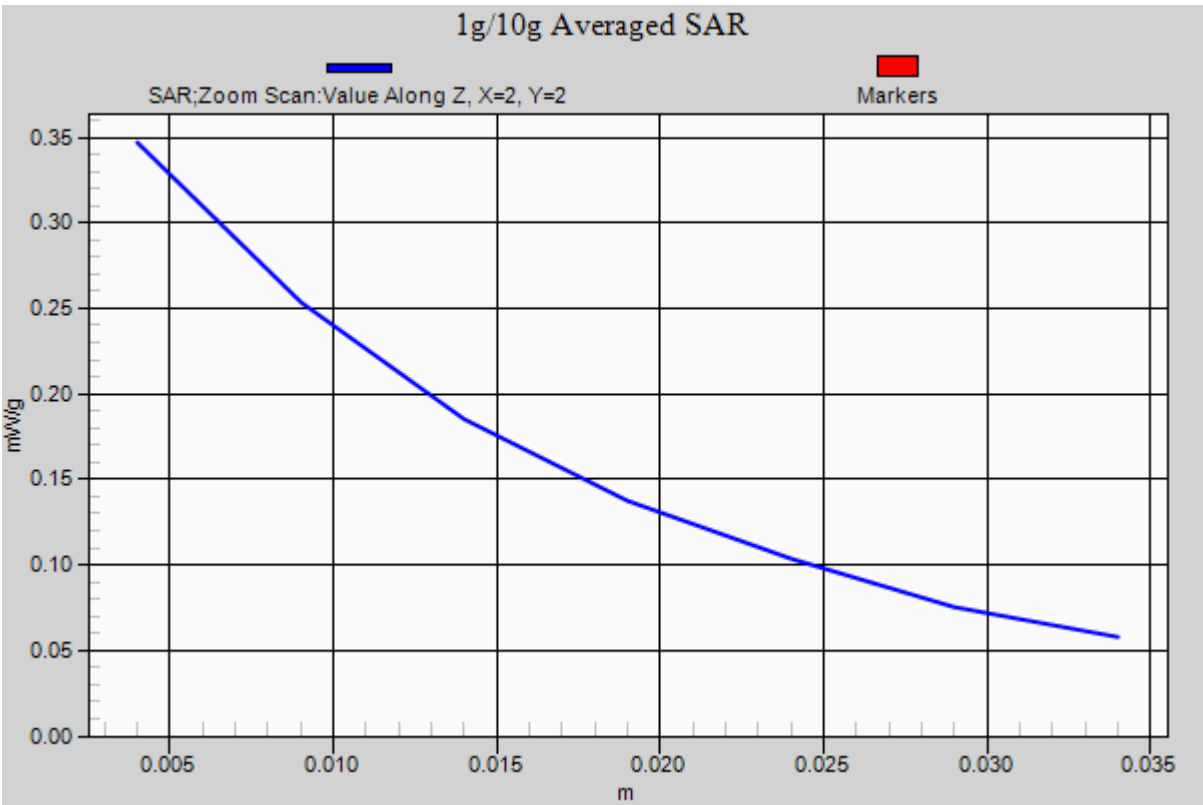

Test Laboratory: Sporton International Inc. SAR/HAC Testing Lab Date: 2011/10/7

## #33 CDMA2000 BC0_RC3+SO32_Back_1.5cm_Ch384_Keypad2

**DUT: 162005**

Communication System: CDMA ; Frequency: 836.52 MHz;Duty Cycle: 1:1
Medium: MSL_850_111007 Medium parameters used: f = 837 MHz; $\sigma$ = 0.976 mho/m; $\varepsilon_r$ = 52.727; $\rho$ = 1000 kg/m$^3$
Ambient Temperature：22.2 ℃； Liquid Temperature：21.2 ℃

DASY5 Configuration:
- Probe: ES3DV3 - SN3270; ConvF(6.16, 6.16, 6.16); Calibrated: 2011/9/12
- Sensor-Surface: 4mm (Mechanical Surface Detection)
- Electronics: DAE3 Sn577; Calibrated: 2011/1/13
- Phantom: SAM Right; Type: QD000P40CD; Serial: TP:1644
- Measurement SW: DASY52, Version 52.6 (2); SEMCAD X Version 14.4.5 (3634)

**Ch384/Area Scan (61x91x1):** Measurement grid: dx=20mm, dy=20mm
Maximum value of SAR (interpolated) = 0.325 mW/g

**Ch384/Zoom Scan (5x5x7)/Cube 0:** Measurement grid: dx=8mm, dy=8mm, dz=5mm
Reference Value = 16.106 V/m; Power Drift = 0.0024 dB
Peak SAR (extrapolated) = 0.419 W/kg
**SAR(1 g) = 0.309 mW/g; SAR(10 g) = 0.224 mW/g**
Maximum value of SAR (measured) = 0.324 mW/g

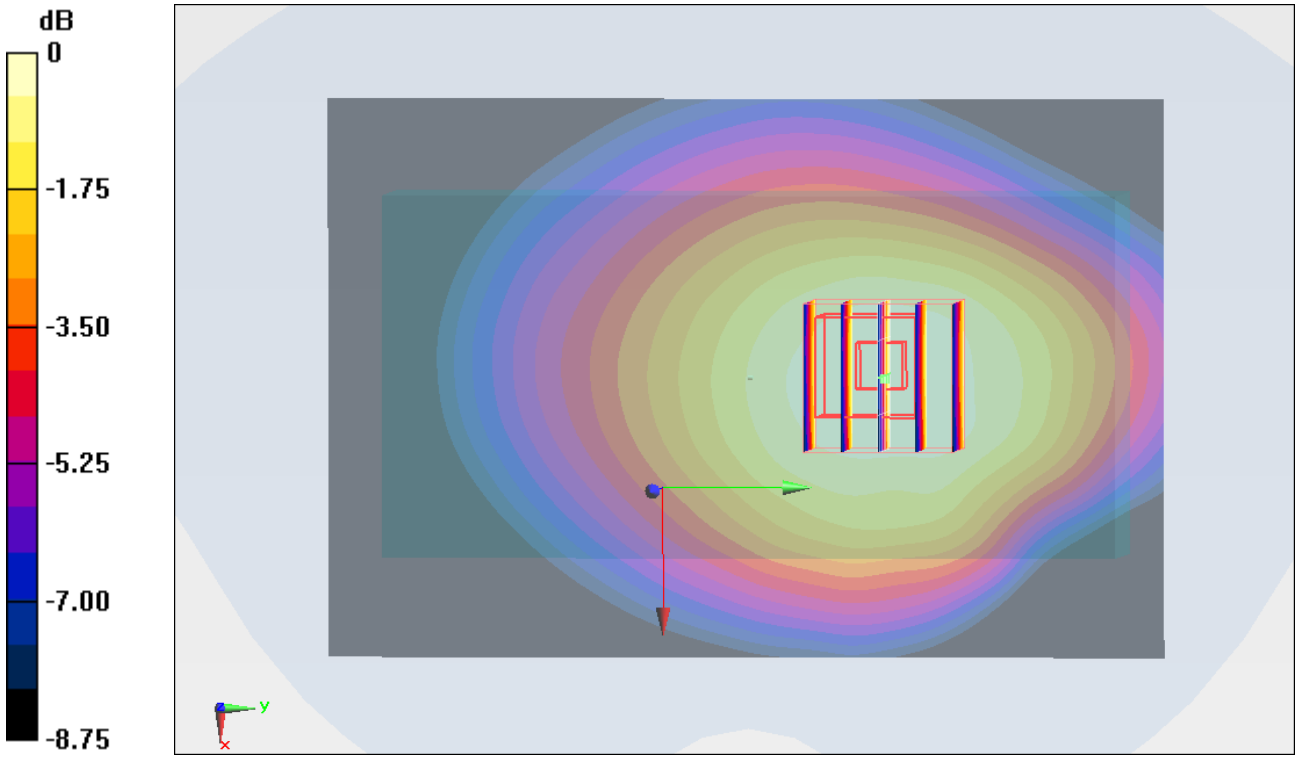


0 dB = 0.320mW/g

Test Laboratory: Sporton International Inc. SAR/HAC Testing Lab Date: 2011/10/7

## #34 CDMA2000 BC1_RC3+SO32_Front_1.5cm_Ch25_Keypad1

**DUT: 162005**

Communication System: CDMA ; Frequency: 1851.25 MHz;Duty Cycle: 1:1
Medium: MSL_1900_111007 Medium parameters used : f = 1851.25 MHz; $\sigma$ = 1.47 mho/m; $\varepsilon_r$ = 51.405; $\rho$ = 1000 kg/m$^3$
Ambient Temperature：22.3 ℃； Liquid Temperature：21.3 ℃

DASY5 Configuration:
- Probe: ES3DV3 - SN3270; ConvF(4.64, 4.64, 4.64); Calibrated: 2011/9/12
- Sensor-Surface: 4mm (Mechanical Surface Detection)
- Electronics: DAE3 Sn577; Calibrated: 2011/1/13
- Phantom: SAM Left; Type: QD000P40CD; Serial: TP:1542
- Measurement SW: DASY52, Version 52.6 (2); SEMCAD X Version 14.4.5 (3634)

**Ch25/Area Scan (61x91x1):** Measurement grid: dx=20mm, dy=20mm
Maximum value of SAR (interpolated) = 0.182 mW/g

**Ch25/Zoom Scan (5x5x7)/Cube 0:** Measurement grid: dx=8mm, dy=8mm, dz=5mm
Reference Value = 4.134 V/m; Power Drift = 0.07 dB
Peak SAR (extrapolated) = 0.249 W/kg
**SAR(1 g) = 0.154 mW/g; SAR(10 g) = 0.094 mW/g**
Maximum value of SAR (measured) = 0.167 mW/g

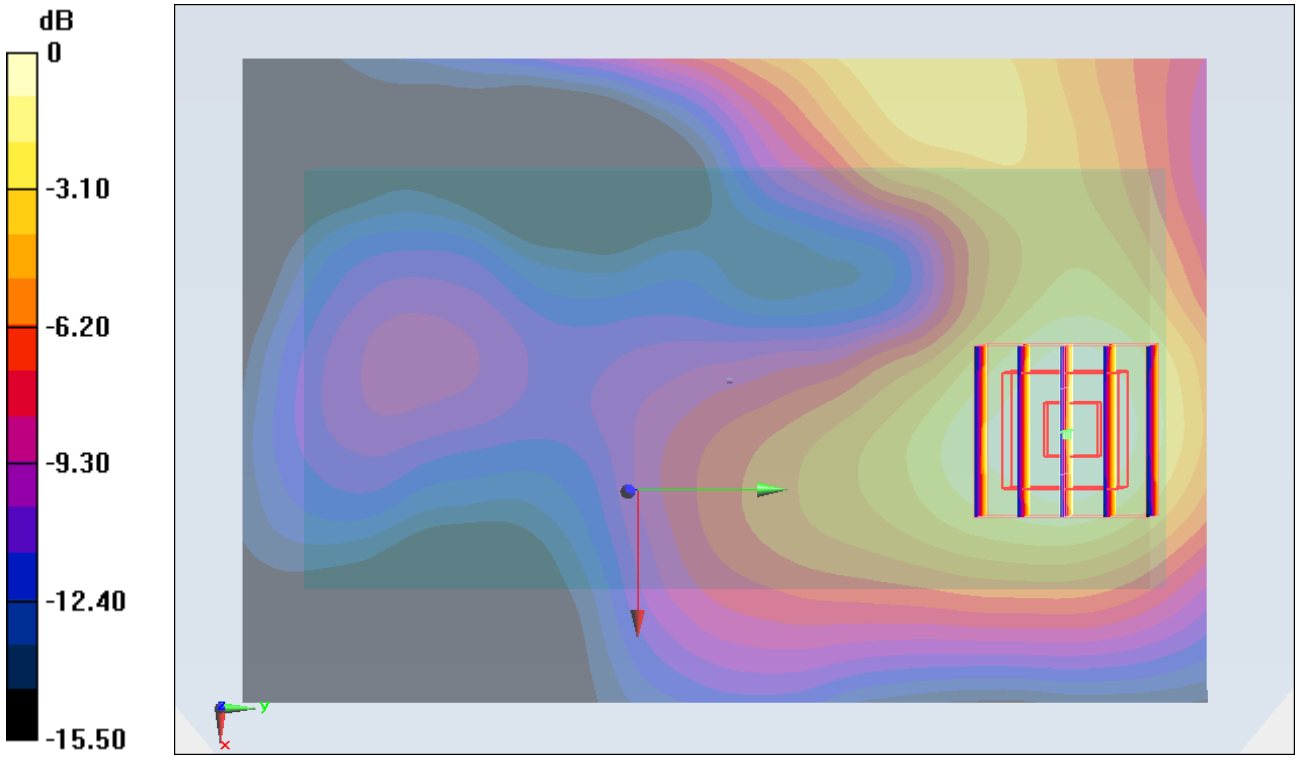


0 dB = 0.170mW/g

Test Laboratory: Sporton International Inc. SAR/HAC Testing Lab Date: 2011/10/7

## #35 CDMA2000 BC1_RC3+SO32_Back_1.5cm_Ch25_Keypad1

**DUT: 162005**

Communication System: CDMA ; Frequency: 1851.25 MHz;Duty Cycle: 1:1
Medium: MSL_1900_111007 Medium parameters used : f = 1851.25 MHz; $\sigma$ = 1.47 mho/m; $\varepsilon_r$ = 51.405; $\rho$ = 1000 kg/m$^3$
Ambient Temperature：22.3 ℃； Liquid Temperature：21.3 ℃

DASY5 Configuration:
- Probe: ES3DV3 - SN3270; ConvF(4.64, 4.64, 4.64); Calibrated: 2011/9/12
- Sensor-Surface: 4mm (Mechanical Surface Detection)
- Electronics: DAE3 Sn577; Calibrated: 2011/1/13
- Phantom: SAM Left; Type: QD000P40CD; Serial: TP:1542
- Measurement SW: DASY52, Version 52.6 (2); SEMCAD X Version 14.4.5 (3634)

**Ch25/Area Scan (61x91x1):** Measurement grid: dx=20mm, dy=20mm
Maximum value of SAR (interpolated) = 0.477 mW/g

**Ch25/Zoom Scan (5x5x7)/Cube 0:** Measurement grid: dx=8mm, dy=8mm, dz=5mm
Reference Value = 4.892 V/m; Power Drift = -0.12 dB
Peak SAR (extrapolated) = 0.699 W/kg
**SAR(1 g) = 0.432 mW/g; SAR(10 g) = 0.261 mW/g**
Maximum value of SAR (measured) = 0.460 mW/g

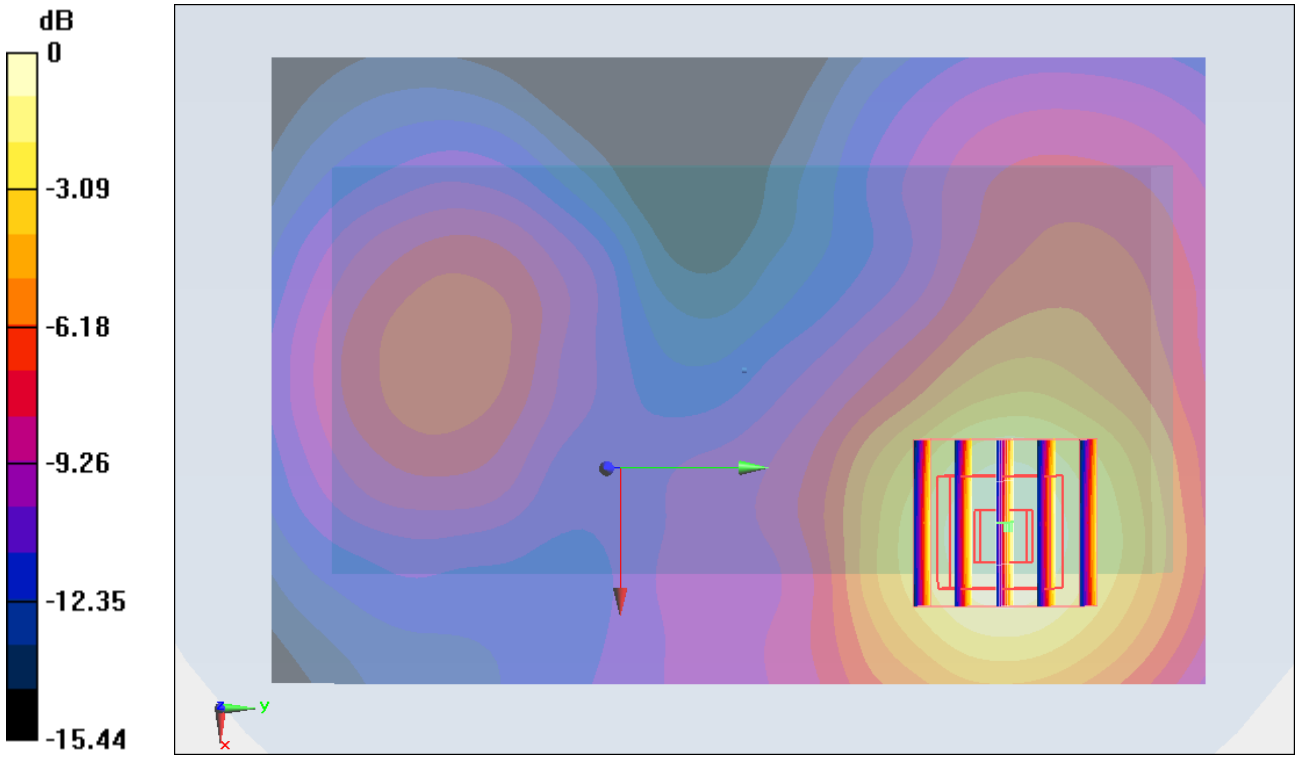


0 dB = 0.460mW/g

Test Laboratory: Sporton International Inc. SAR/HAC Testing Lab Date: 2011/10/7

## #35 CDMA2000 BC1_RC3+SO32_Back_1.5cm_Ch25_Keypad1_2D

**DUT: 162005**

Communication System: CDMA ; Frequency: 1851.25 MHz;Duty Cycle: 1:1
Medium: MSL_1900_111007 Medium parameters used : f = 1851.25 MHz; $\sigma$ = 1.47 mho/m; $\varepsilon_r$ = 51.405; $\rho$ = 1000 kg/m$^3$
Ambient Temperature：22.3 ℃; Liquid Temperature：21.3 ℃

DASY5 Configuration:
- Probe: ES3DV3 - SN3270; ConvF(4.64, 4.64, 4.64); Calibrated: 2011/9/12
- Sensor-Surface: 4mm (Mechanical Surface Detection)
- Electronics: DAE3 Sn577; Calibrated: 2011/1/13
- Phantom: SAM Left; Type: QD000P40CD; Serial: TP:1542
- Measurement SW: DASY52, Version 52.6 (2); SEMCAD X Version 14.4.5 (3634)

**Ch25/Area Scan (61x91x1):** Measurement grid: dx=20mm, dy=20mm
Maximum value of SAR (interpolated) = 0.477 mW/g

**Ch25/Zoom Scan (5x5x7)/Cube 0:** Measurement grid: dx=8mm, dy=8mm, dz=5mm
Reference Value = 4.892 V/m; Power Drift = -0.12 dB
Peak SAR (extrapolated) = 0.699 W/kg
**SAR(1 g) = 0.432 mW/g; SAR(10 g) = 0.261 mW/g**
Maximum value of SAR (measured) = 0.460 mW/g

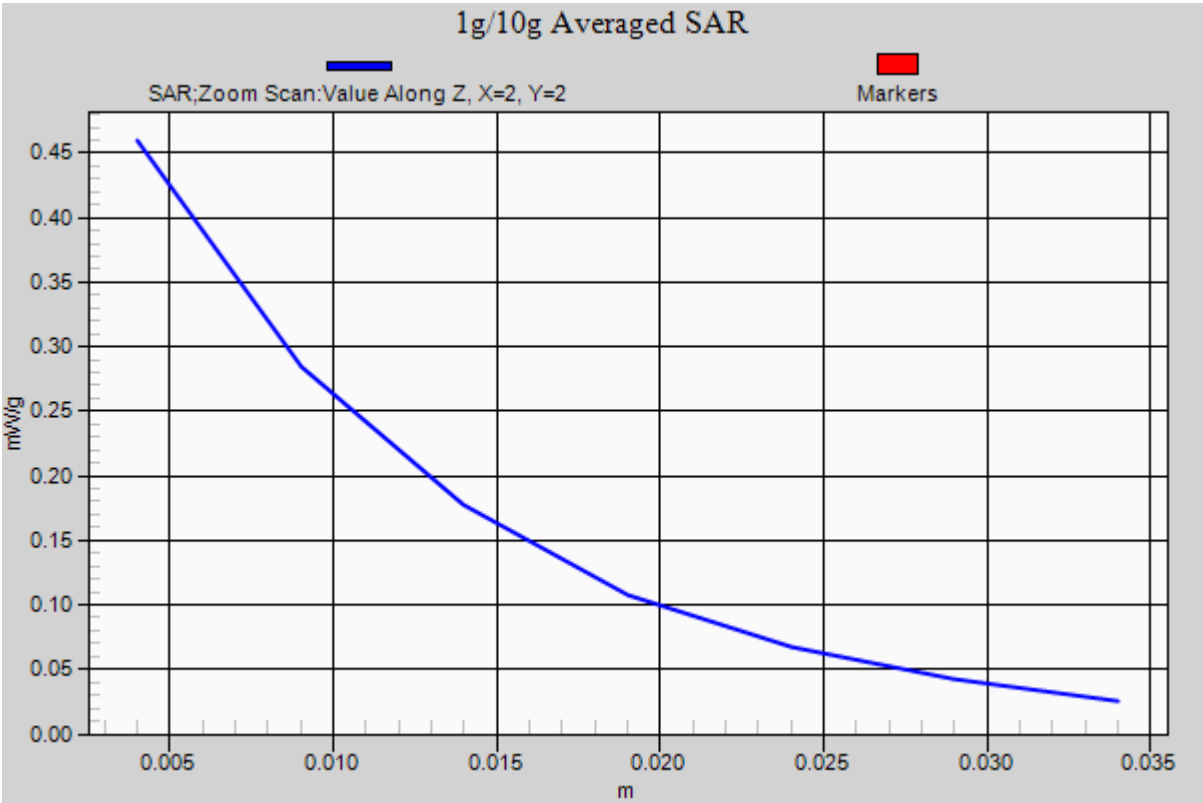

Test Laboratory: Sporton International Inc. SAR/HAC Testing Lab Date: 2011/10/7

## #36 CDMA2000 BC1_RC3+SO32_Back_1.5cm_Ch25_Keypad2

**DUT: 162005**

Communication System: CDMA ; Frequency: 1851.25 MHz;Duty Cycle: 1:1
Medium: MSL_1900_111007 Medium parameters used : f = 1851.25 MHz; $\sigma$ = 1.47 mho/m; $\varepsilon_r$ = 51.405; $\rho$ = 1000 kg/m$^3$
Ambient Temperature：22.3 ℃； Liquid Temperature：21.3 ℃

DASY5 Configuration:
- Probe: ES3DV3 - SN3270; ConvF(4.64, 4.64, 4.64); Calibrated: 2011/9/12
- Sensor-Surface: 4mm (Mechanical Surface Detection)
- Electronics: DAE3 Sn577; Calibrated: 2011/1/13
- Phantom: SAM Left; Type: QD000P40CD; Serial: TP:1542
- Measurement SW: DASY52, Version 52.6 (2); SEMCAD X Version 14.4.5 (3634)

**Ch25/Area Scan (61x91x1):** Measurement grid: dx=20mm, dy=20mm
Maximum value of SAR (interpolated) = 0.455 mW/g

**Ch25/Zoom Scan (5x5x7)/Cube 0:** Measurement grid: dx=8mm, dy=8mm, dz=5mm
Reference Value = 4.692 V/m; Power Drift = -0.11 dB
Peak SAR (extrapolated) = 0.655 W/kg
**SAR(1 g) = 0.410 mW/g; SAR(10 g) = 0.249 mW/g**
Maximum value of SAR (measured) = 0.435 mW/g

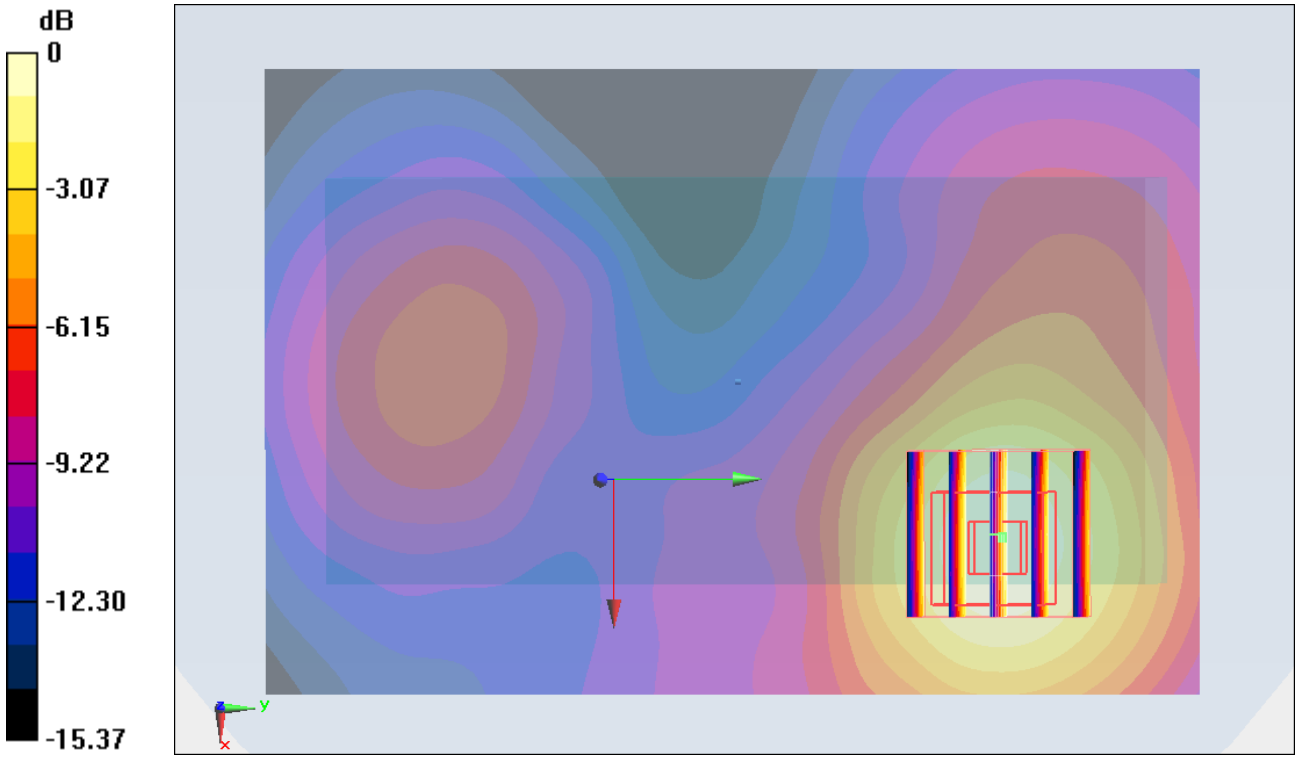


0 dB = 0.440mW/g

## #64 802.11b_Front_1.5cm_Ch6_Keypad1

**DUT: 162005**

Communication System: 802.11b ; Frequency: 2437 MHz;Duty Cycle: 1:1
Medium: MSL_2450_111012 Medium parameters used: f = 2437 MHz; $\sigma$ = 1.91 mho/m; $\varepsilon_r$ = 53.6; $\rho$ = 1000 kg/m$^3$
Ambient Temperature：22.4 ℃; Liquid Temperature：21.4 ℃

DASY4 Configuration:
- Probe: ES3DV3 - SN3270; ConvF(4.28, 4.28, 4.28); Calibrated: 2011-09-12
- Sensor-Surface: 4mm (Mechanical Surface Detection)
- Electronics: DAE3 Sn577; Calibrated: 2011-01-13
- Phantom: SAM_Right; Type: SAM; Serial: TP-1303
- Measurement SW: DASY4, V4.7 Build 80; Postprocessing SW: SEMCAD, V1.8 Build 186

**Ch6/Area Scan (61x91x1):** Measurement grid: dx=20mm, dy=20mm
Maximum value of SAR (interpolated) = 0.016 mW/g

**Ch6/Zoom Scan (5x5x7)/Cube 0:** Measurement grid: dx=8mm, dy=8mm, dz=5mm
Reference Value = 0.117 V/m; Power Drift = 0.191 dB
Peak SAR (extrapolated) = 0.037 W/kg
**SAR(1 g) = 0.016 mW/g; SAR(10 g) = 0.00816 mW/g**
Maximum value of SAR (measured) = 0.016 mW/g

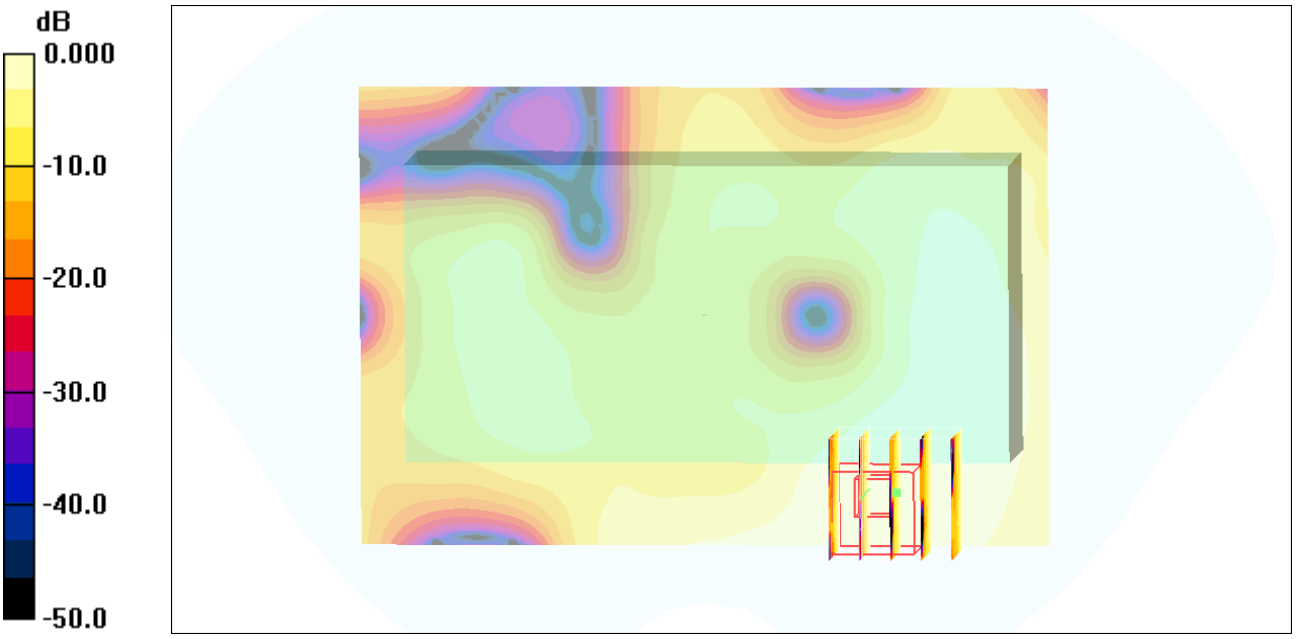


0 dB = 0.016mW/g

## #65 802.11b_Back_1.5cm_Ch6_Keypad1

**DUT: 162005**

Communication System: 802.11b ; Frequency: 2437 MHz;Duty Cycle: 1:1
Medium: MSL_2450_111012 Medium parameters used: f = 2437 MHz; $\sigma$ = 1.91 mho/m; $\varepsilon_r$ = 53.6; $\rho$ = 1000 kg/m$^3$
Ambient Temperature：22.4 ℃； Liquid Temperature：21.4℃

DASY4 Configuration:
- Probe: ES3DV3 - SN3270; ConvF(4.28, 4.28, 4.28); Calibrated: 2011-09-12
- Sensor-Surface: 4mm (Mechanical Surface Detection)
- Electronics: DAE3 Sn577; Calibrated: 2011-01-13
- Phantom: SAM_Right; Type: SAM; Serial: TP-1303
- Measurement SW: DASY4, V4.7 Build 80; Postprocessing SW: SEMCAD, V1.8 Build 186

**Ch6/Area Scan (61x91x1):** Measurement grid: dx=20mm, dy=20mm
Maximum value of SAR (interpolated) = 0.084 mW/g

**Ch6/Zoom Scan (5x5x7)/Cube 0:** Measurement grid: dx=8mm, dy=8mm, dz=5mm
Reference Value = 3.68 V/m; Power Drift = -0.130 dB
Peak SAR (extrapolated) = 0.152 W/kg
**SAR(1 g) = 0.091 mW/g; SAR(10 g) = 0.051 mW/g**
Maximum value of SAR (measured) = 0.085 mW/g

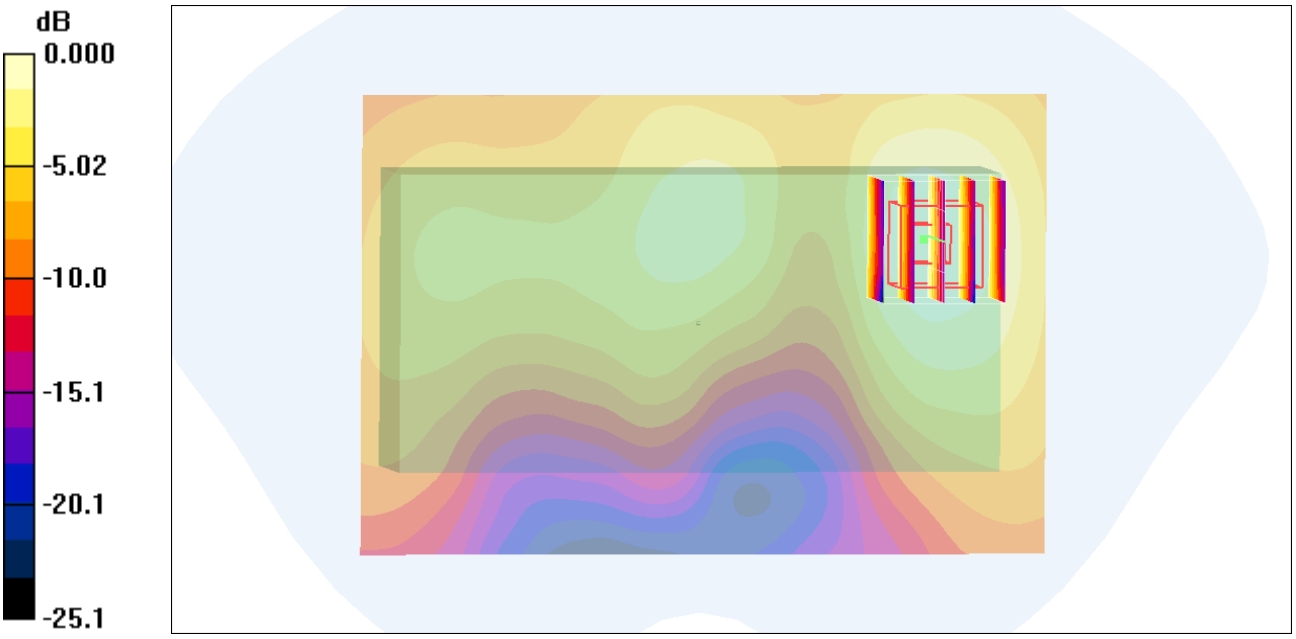


0 dB = 0.085mW/g

## #65 802.11b_Back_1.5cm_Ch6_Keypad1_2D

**DUT: 162005**

Communication System: 802.11b ; Frequency: 2437 MHz;Duty Cycle: 1:1
Medium: MSL_2450_111012 Medium parameters used: f = 2437 MHz; $\sigma$ = 1.91 mho/m; $\varepsilon_r$ = 53.6; $\rho$ = 1000 kg/m$^3$
Ambient Temperature：22.4 ℃; Liquid Temperature：21.4 ℃

DASY4 Configuration:
- Probe: ES3DV3 - SN3270; ConvF(4.28, 4.28, 4.28); Calibrated: 2011-09-12
- Sensor-Surface: 4mm (Mechanical Surface Detection)
- Electronics: DAE3 Sn577; Calibrated: 2011-01-13
- Phantom: SAM_Right; Type: SAM; Serial: TP-1303
- Measurement SW: DASY4, V4.7 Build 80; Postprocessing SW: SEMCAD, V1.8 Build 186

**Ch6/Area Scan (61x91x1):** Measurement grid: dx=20mm, dy=20mm
Maximum value of SAR (interpolated) = 0.084 mW/g

**Ch6/Zoom Scan (5x5x7)/Cube 0:** Measurement grid: dx=8mm, dy=8mm, dz=5mm
Reference Value = 3.68 V/m; Power Drift = -0.130 dB
Peak SAR (extrapolated) = 0.152 W/kg
**SAR(1 g) = 0.091 mW/g; SAR(10 g) = 0.051 mW/g**
Maximum value of SAR (measured) = 0.085 mW/g

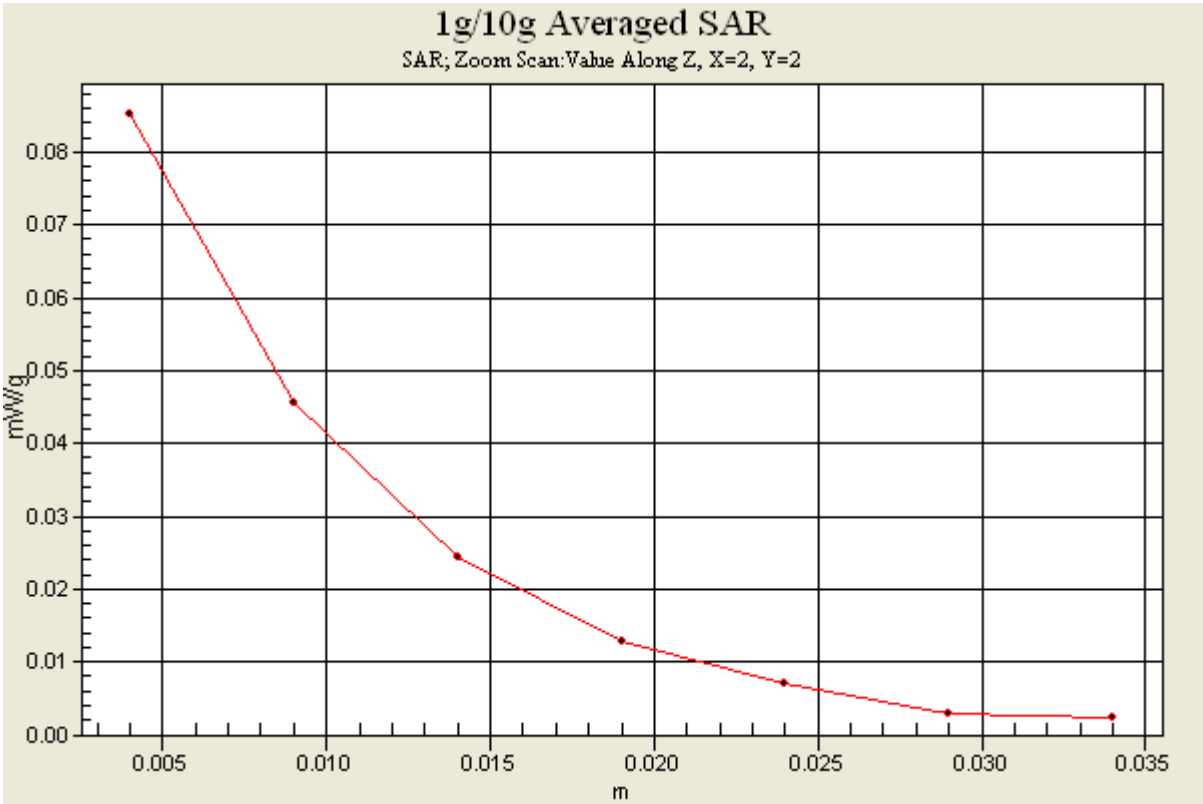

## #66 802.11b_Back_1.5cm_Ch6_Keypad2

**DUT: 162005**

Communication System: 802.11b ; Frequency: 2437 MHz;Duty Cycle: 1:1
Medium: MSL_2450_111012 Medium parameters used: f = 2437 MHz; $\sigma$ = 1.91 mho/m; $\varepsilon_r$ = 53.6; $\rho$ = 1000 kg/m$^3$
Ambient Temperature：22.4 ℃; Liquid Temperature：21.4 ℃

DASY4 Configuration:
- Probe: ES3DV3 - SN3270; ConvF(4.28, 4.28, 4.28); Calibrated: 2011-09-12
- Sensor-Surface: 4mm (Mechanical Surface Detection)
- Electronics: DAE3 Sn577; Calibrated: 2011-01-13
- Phantom: SAM_Right; Type: SAM; Serial: TP-1303
- Measurement SW: DASY4, V4.7 Build 80; Postprocessing SW: SEMCAD, V1.8 Build 186

**Ch6/Area Scan (61x91x1):** Measurement grid: dx=20mm, dy=20mm
Maximum value of SAR (interpolated) = 0.096 mW/g

**Ch6/Zoom Scan (5x5x7)/Cube 0:** Measurement grid: dx=8mm, dy=8mm, dz=5mm
Reference Value = 2.42 V/m; Power Drift = 0.031 dB
Peak SAR (extrapolated) = 0.173 W/kg
**SAR(1 g) = 0.088 mW/g; SAR(10 g) = 0.049 mW/g**
Maximum value of SAR (measured) = 0.095 mW/g

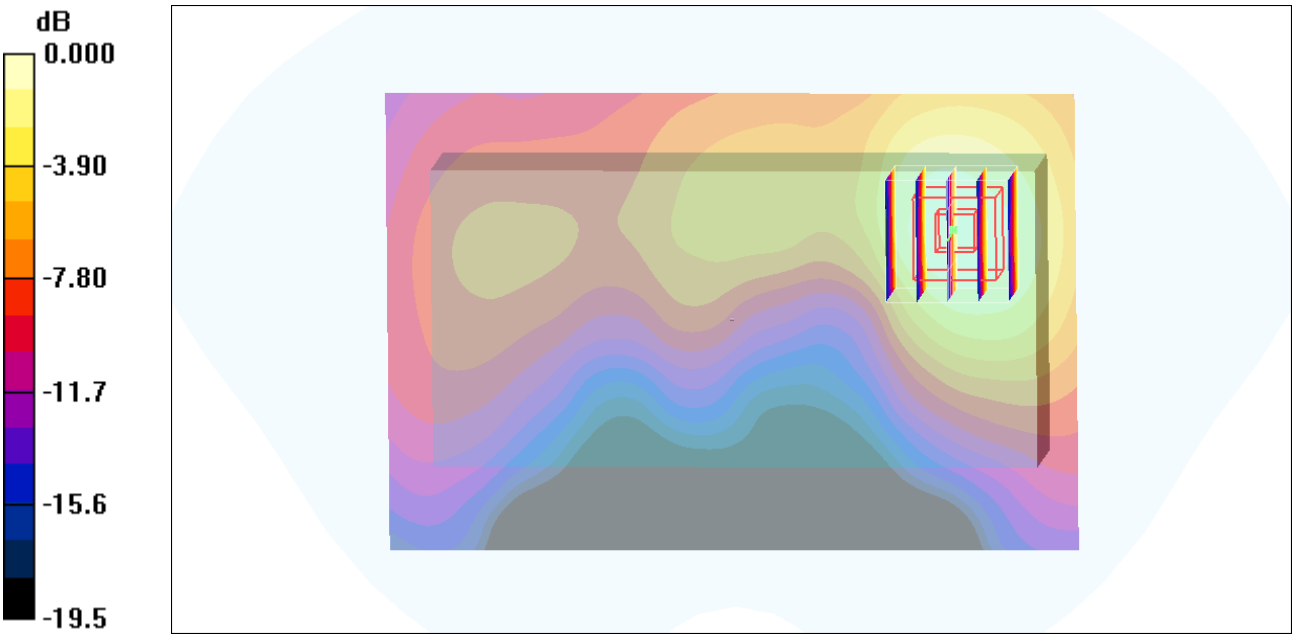


0 dB = 0.095mW/g

## #70 802.11a_Front_1.5cm_Ch48_Keypad1

**DUT: 162005**

Communication System: 802.11a; Frequency: 5240 MHz;Duty Cycle: 1:1
Medium: MSL_5G_111027 Medium parameters used: f = 5240 MHz; $\sigma$ = 5.31 mho/m; $\varepsilon_r$ = 47.4; $\rho$ = 1000 kg/m$^3$
Ambient Temperature：22.4 ℃； Liquid Temperature：21.4 ℃

DASY4 Configuration:
- Probe: EX3DV4 - SN3792; ConvF(4.22, 4.22, 4.22); Calibrated: 2011-06-20
- Sensor-Surface: 4mm (Mechanical Surface Detection)Sensor-Surface: 2mm (Mechanical Surface Detection)
- Electronics: DAE4 Sn778; Calibrated: 2011-10-11
- Phantom: SAM_Right; Type: SAM; Serial: TP-1303
- Measurement SW: DASY4, V4.7 Build 80; Postprocessing SW: SEMCAD, V1.8 Build 186

**Ch48/Area Scan (121x181x1):** Measurement grid: dx=10mm, dy=10mm
Maximum value of SAR (interpolated) = 0.011 mW/g

**Ch48/Zoom Scan (8x8x10)/Cube 0:** Measurement grid: dx=4mm, dy=4mm, dz=2.5mm
Reference Value = 0.000 V/m; Power Drift = 0.125 dB
Peak SAR (extrapolated) = 0.117 W/kg
**SAR(1 g) = 0.011 mW/g; SAR(10 g) = 0.00384 mW/g**
Maximum value of SAR (measured) = 0.023 mW/g




0 dB = 0.023mW/g

## #71 802.11a_Back_1.5cm_Ch48_Keypad1

**DUT: 162005**

Communication System: 802.11a; Frequency: 5240 MHz;Duty Cycle: 1:1
Medium: MSL_5G_111027 Medium parameters used: f = 5240 MHz; $\sigma$ = 5.31 mho/m; $\varepsilon_r$ = 47.4; $\rho$ = 1000 kg/m$^3$
Ambient Temperature：22.4 ℃; Liquid Temperature：21.4 ℃

DASY4 Configuration:
- Probe: EX3DV4 - SN3792; ConvF(4.22, 4.22, 4.22); Calibrated: 2011-06-20
- Sensor-Surface: 4mm (Mechanical Surface Detection)Sensor-Surface: 2mm (Mechanical Surface Detection)
- Electronics: DAE4 Sn778; Calibrated: 2011-10-11
- Phantom: SAM_Right; Type: SAM; Serial: TP-1303
- Measurement SW: DASY4, V4.7 Build 80; Postprocessing SW: SEMCAD, V1.8 Build 186

**Ch48/Area Scan (121x181x1):** Measurement grid: dx=10mm, dy=10mm
Maximum value of SAR (interpolated) = 0.235 mW/g

**Ch48/Zoom Scan (8x8x10)/Cube 0:** Measurement grid: dx=4mm, dy=4mm, dz=2.5mm
Reference Value = 0.000 V/m; Power Drift = 0.144 dB
Peak SAR (extrapolated) = 0.640 W/kg
**SAR(1 g) = 0.146 mW/g; SAR(10 g) = 0.052 mW/g**
Maximum value of SAR (measured) = 0.267 mW/g

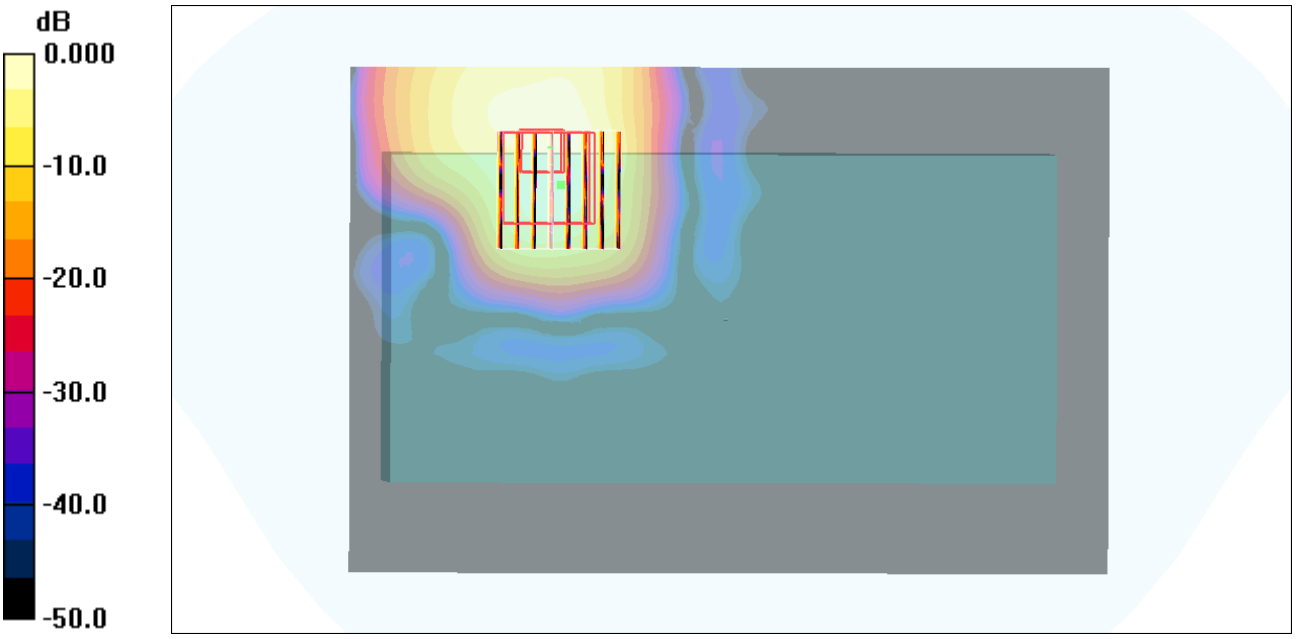


0 dB = 0.267mW/g

## #71 802.11a_Back_1.5cm_Ch48_Keypad1_2D

**DUT: 162005**

Communication System: 802.11a; Frequency: 5240 MHz;Duty Cycle: 1:1
Medium: MSL_5G_111027 Medium parameters used: f = 5240 MHz; $\sigma$ = 5.31 mho/m; $\varepsilon_r$ = 47.4; $\rho$ = 1000 kg/m$^3$
Ambient Temperature：22.4 ℃; Liquid Temperature：21.4 ℃

DASY4 Configuration:
- Probe: EX3DV4 - SN3792; ConvF(4.22, 4.22, 4.22); Calibrated: 2011-06-20
- Sensor-Surface: 4mm (Mechanical Surface Detection)Sensor-Surface: 2mm (Mechanical Surface Detection)
- Electronics: DAE4 Sn778; Calibrated: 2011-10-11
- Phantom: SAM_Right; Type: SAM; Serial: TP-1303
- Measurement SW: DASY4, V4.7 Build 80; Postprocessing SW: SEMCAD, V1.8 Build 186

**Ch48/Area Scan (121x181x1):** Measurement grid: dx=10mm, dy=10mm
Maximum value of SAR (interpolated) = 0.235 mW/g

**Ch48/Zoom Scan (8x8x10)/Cube 0:** Measurement grid: dx=4mm, dy=4mm, dz=2.5mm
Reference Value = 0.000 V/m; Power Drift = 0.144 dB
Peak SAR (extrapolated) = 0.640 W/kg
**SAR(1 g) = 0.146 mW/g; SAR(10 g) = 0.052 mW/g**
Maximum value of SAR (measured) = 0.267 mW/g

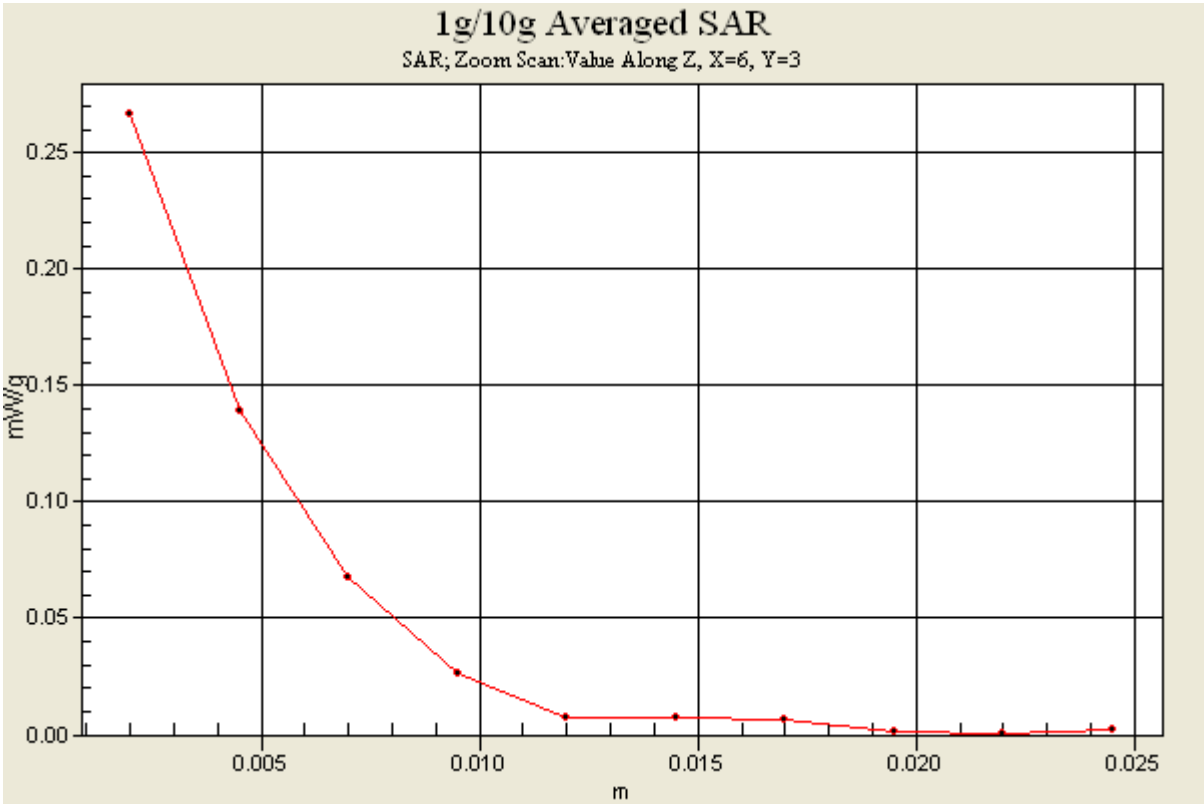

## #72 802.11a_Back_1.5cm_Ch48_Keypad2

**DUT: 162005**

Communication System: 802.11a; Frequency: 5240 MHz;Duty Cycle: 1:1
Medium: MSL_5G_111027 Medium parameters used: f = 5240 MHz; $\sigma$ = 5.31 mho/m; $\varepsilon_r$ = 47.4; $\rho$ = 1000 kg/m$^3$
Ambient Temperature：22.4 ℃; Liquid Temperature：21.4 ℃

DASY4 Configuration:
- Probe: EX3DV4 - SN3792; ConvF(4.22, 4.22, 4.22); Calibrated: 2011-06-20
- Sensor-Surface: 4mm (Mechanical Surface Detection)Sensor-Surface: 2mm (Mechanical Surface Detection)
- Electronics: DAE4 Sn778; Calibrated: 2011-10-11
- Phantom: SAM_Right; Type: SAM; Serial: TP-1303
- Measurement SW: DASY4, V4.7 Build 80; Postprocessing SW: SEMCAD, V1.8 Build 186

**Ch48/Area Scan (121x181x1):** Measurement grid: dx=10mm, dy=10mm
Maximum value of SAR (interpolated) = 0.146 mW/g

**Ch48/Zoom Scan (8x8x10)/Cube 0:** Measurement grid: dx=4mm, dy=4mm, dz=2.5mm
Reference Value = 0.000 V/m; Power Drift = 0.166 dB
Peak SAR (extrapolated) = 0.400 W/kg
**SAR(1 g) = 0.137 mW/g; SAR(10 g) = 0.057 mW/g**
Maximum value of SAR (measured) = 0.246 mW/g

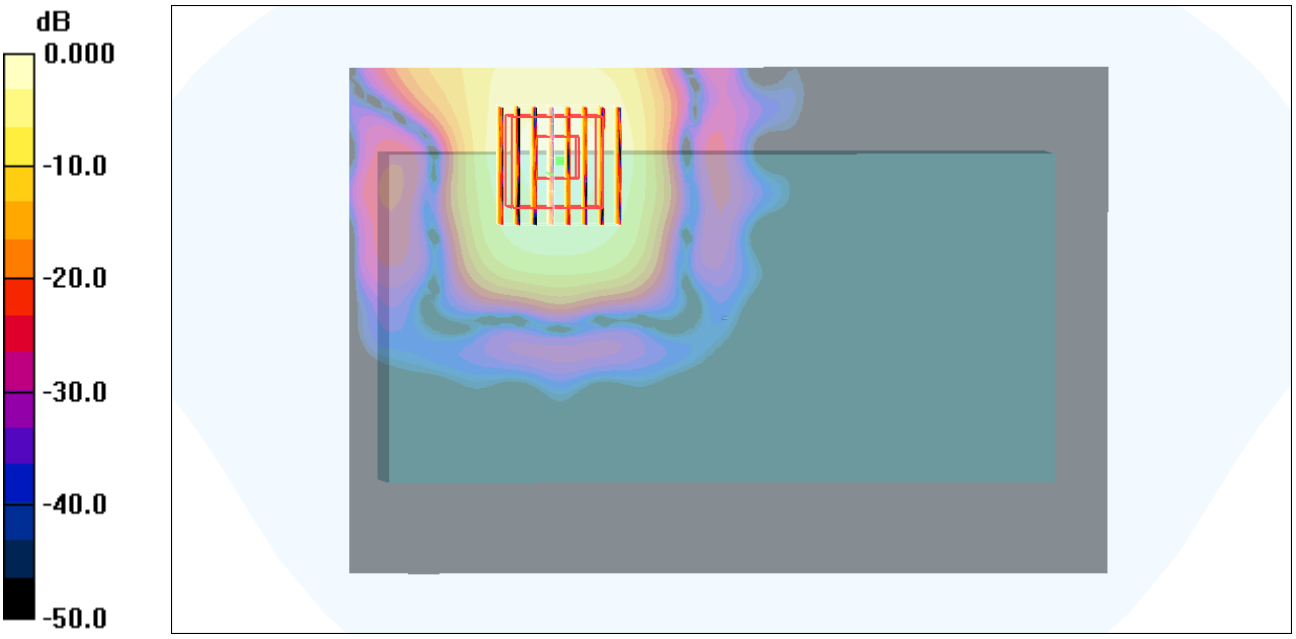


0 dB = 0.246mW/g

## #73 802.11a_Front_1.5cm_Ch52_Keypad1

**DUT: 162005**

Communication System: 802.11a; Frequency: 5260 MHz;Duty Cycle: 1:1
Medium: MSL_5G_111027 Medium parameters used : f = 5260 MHz; $\sigma$ = 5.34 mho/m; $\varepsilon_r$ = 47.3; $\rho$ = 1000 kg/m$^3$
Ambient Temperature：22.4 ℃; Liquid Temperature：21.4 ℃

DASY4 Configuration:
- Probe: EX3DV4 - SN3792; ConvF(3.93, 3.93, 3.93); Calibrated: 2011-06-20
- Sensor-Surface: 4mm (Mechanical Surface Detection)Sensor-Surface: 2mm (Mechanical Surface Detection)
- Electronics: DAE4 Sn778; Calibrated: 2011-10-11
- Phantom: SAM_Right; Type: SAM; Serial: TP-1303
- Measurement SW: DASY4, V4.7 Build 80; Postprocessing SW: SEMCAD, V1.8 Build 186

**Ch52/Area Scan (121x181x1):** Measurement grid: dx=10mm, dy=10mm
Maximum value of SAR (interpolated) = 0.013 mW/g

**Ch52/Zoom Scan (8x8x10)/Cube 0:** Measurement grid: dx=4mm, dy=4mm, dz=2.5mm
Reference Value = 0.487 V/m; Power Drift = 0.085 dB
Peak SAR (extrapolated) = 0.192 W/kg
**SAR(1 g) = 0.020 mW/g; SAR(10 g) = 0.0046 mW/g**
Maximum value of SAR (measured) = 0.046 mW/g

**Ch52/Zoom Scan (8x8x10)/Cube 1:** Measurement grid: dx=4mm, dy=4mm, dz=2.5mm
Reference Value = 0.487 V/m; Power Drift = 0.085 dB
Peak SAR (extrapolated) = 0.090 W/kg
**SAR(1 g) = 0.00986 mW/g; SAR(10 g) = 0.0035 mW/g**
Maximum value of SAR (measured) = 0.022 mW/g

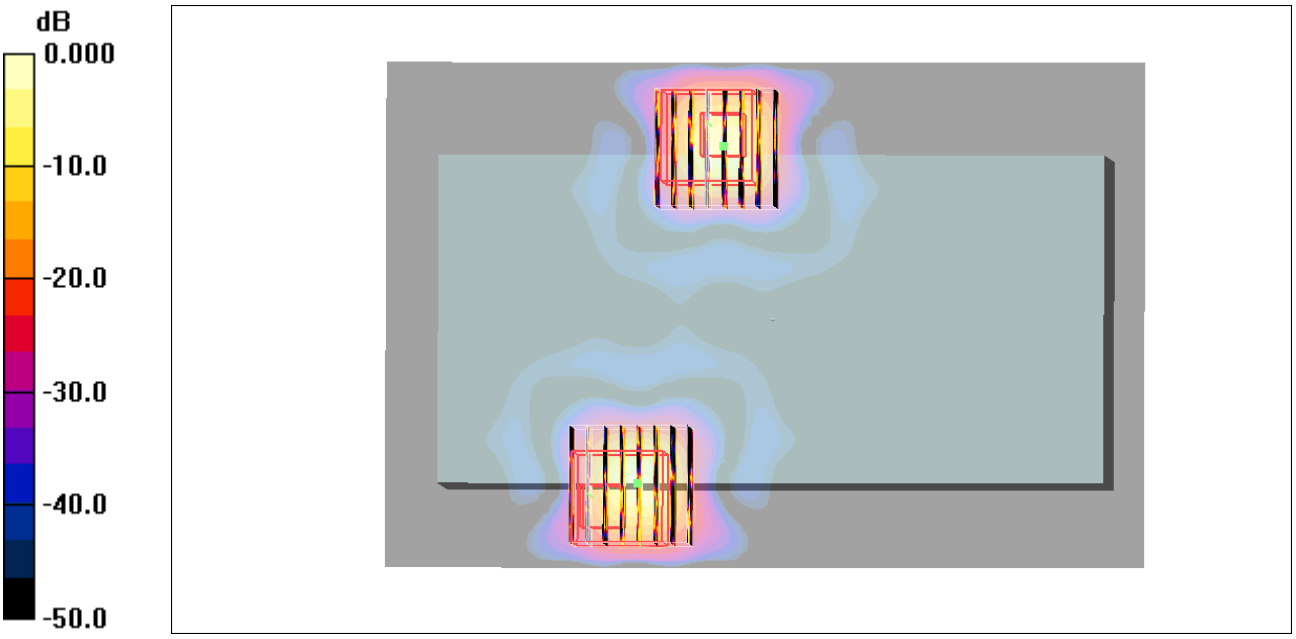


0 dB = 0.022mW/g

## #74 802.11a_Back_1.5cm_Ch52_Keypad1

**DUT: 162005**

Communication System: 802.11a; Frequency: 5260 MHz;Duty Cycle: 1:1
Medium: MSL_5G_111027 Medium parameters used : f = 5260 MHz; $\sigma$ = 5.34 mho/m; $\varepsilon_r$ = 47.3; $\rho$ = 1000 kg/m$^3$
Ambient Temperature：22.4 ℃; Liquid Temperature：21.4 ℃

DASY4 Configuration:
- Probe: EX3DV4 - SN3792; ConvF(3.93, 3.93, 3.93); Calibrated: 2011-06-20
- Sensor-Surface: 4mm (Mechanical Surface Detection)Sensor-Surface: 2mm (Mechanical Surface Detection)
- Electronics: DAE4 Sn778; Calibrated: 2011-10-11
- Phantom: SAM_Right; Type: SAM; Serial: TP-1303
- Measurement SW: DASY4, V4.7 Build 80; Postprocessing SW: SEMCAD, V1.8 Build 186

**Ch52/Area Scan (121x181x1):** Measurement grid: dx=10mm, dy=10mm
Maximum value of SAR (interpolated) = 0.281 mW/g

**Ch52/Zoom Scan (8x8x10)/Cube 0:** Measurement grid: dx=4mm, dy=4mm, dz=2.5mm
Reference Value = 0.000 V/m; Power Drift = 0.001 dB
Peak SAR (extrapolated) = 0.578 W/kg
**SAR(1 g) = 0.097 mW/g; SAR(10 g) = 0.039 mW/g**
Maximum value of SAR (measured) = 0.203 mW/g




0 dB = 0.203mW/g

## #74 802.11a_Back_1.5cm_Ch52_Keypad1_2D

**DUT: 162005**

Communication System: 802.11a; Frequency: 5260 MHz;Duty Cycle: 1:1
Medium: MSL_5G_111027 Medium parameters used : f = 5260 MHz; $\sigma$ = 5.34 mho/m; $\varepsilon_r$ = 47.3; $\rho$ = 1000 kg/m$^3$
Ambient Temperature：22.4 ℃; Liquid Temperature：21.4 ℃

DASY4 Configuration:
- Probe: EX3DV4 - SN3792; ConvF(3.93, 3.93, 3.93); Calibrated: 2011-06-20
- Sensor-Surface: 4mm (Mechanical Surface Detection)Sensor-Surface: 2mm (Mechanical Surface Detection)
- Electronics: DAE4 Sn778; Calibrated: 2011-10-11
- Phantom: SAM_Right; Type: SAM; Serial: TP-1303
- Measurement SW: DASY4, V4.7 Build 80; Postprocessing SW: SEMCAD, V1.8 Build 186

**Ch52/Area Scan (121x181x1):** Measurement grid: dx=10mm, dy=10mm
Maximum value of SAR (interpolated) = 0.281 mW/g

**Ch52/Zoom Scan (8x8x10)/Cube 0:** Measurement grid: dx=4mm, dy=4mm, dz=2.5mm
Reference Value = 0.000 V/m; Power Drift = 0.001 dB
Peak SAR (extrapolated) = 0.578 W/kg
**SAR(1 g) = 0.097 mW/g; SAR(10 g) = 0.039 mW/g**
Maximum value of SAR (measured) = 0.203 mW/g

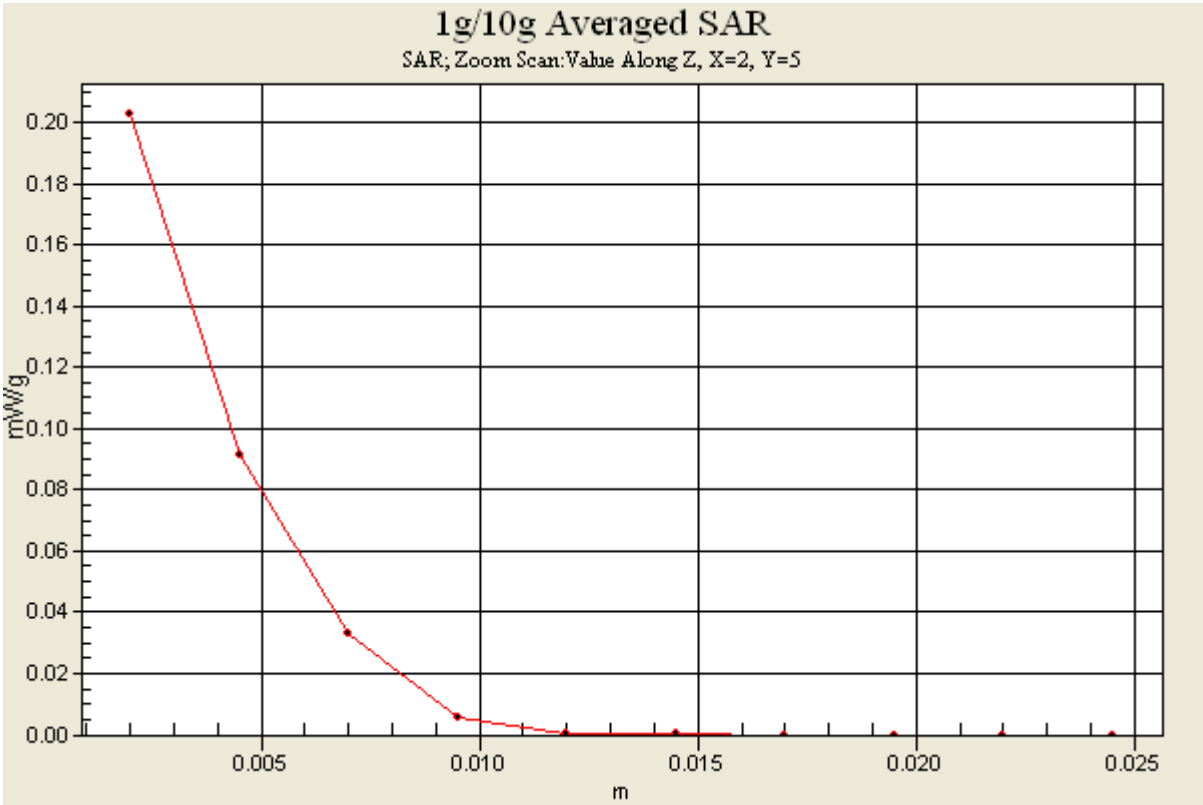

## #75 802.11a_Back_1.5cm_Ch52_Keypad2

**DUT: 162005**

Communication System: 802.11a; Frequency: 5260 MHz;Duty Cycle: 1:1
Medium: MSL_5G_111027 Medium parameters used : f = 5260 MHz; $\sigma$ = 5.34 mho/m; $\varepsilon_r$ = 47.3; $\rho$ = 1000 kg/m$^3$
Ambient Temperature：22.4℃； Liquid Temperature：21.4 ℃

DASY4 Configuration:
- Probe: EX3DV4 - SN3792; ConvF(3.93, 3.93, 3.93); Calibrated: 2011-06-20
- Sensor-Surface: 4mm (Mechanical Surface Detection)Sensor-Surface: 2mm (Mechanical Surface Detection)
- Electronics: DAE4 Sn778; Calibrated: 2011-10-11
- Phantom: SAM_Right; Type: SAM; Serial: TP-1303
- Measurement SW: DASY4, V4.7 Build 80; Postprocessing SW: SEMCAD, V1.8 Build 186

**Ch52/Area Scan (121x181x1):** Measurement grid: dx=10mm, dy=10mm
Maximum value of SAR (interpolated) = 0.323 mW/g

**Ch52/Zoom Scan (8x8x10)/Cube 0:** Measurement grid: dx=4mm, dy=4mm, dz=2.5mm
Reference Value = 0.000 V/m; Power Drift = 0.03 dB
Peak SAR (extrapolated) = 0.289 W/kg
**SAR(1 g) = 0.092 mW/g; SAR(10 g) = 0.036 mW/g**
Maximum value of SAR (measured) = 0.214 mW/g

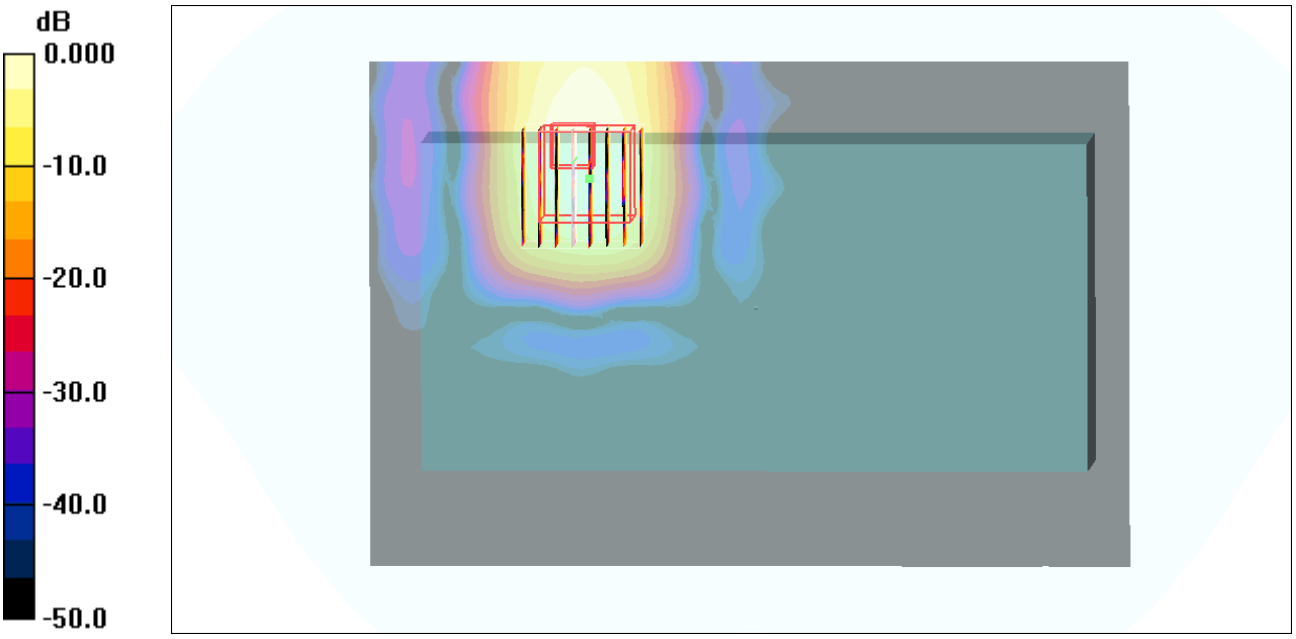


0 dB = 0.214mW/g

## #76 802.11a_Front_1.5cm_Ch100_Keypad1

**DUT: 162005**

Communication System: 802.11a; Frequency: 5500 MHz;Duty Cycle: 1:1
Medium: MSL_5G_111027 Medium parameters used: f = 5500 MHz; $\sigma$ = 5.68 mho/m; $\varepsilon_r$ = 47; $\rho$ = 1000 kg/m$^3$

Ambient Temperature：22.4 ℃; Liquid Temperature：21.4 ℃

DASY4 Configuration:
- Probe: EX3DV4 - SN3792; ConvF(3.76, 3.76, 3.76); Calibrated: 2011-06-20
- Sensor-Surface: 4mm (Mechanical Surface Detection)Sensor-Surface: 2mm (Mechanical Surface Detection)
- Electronics: DAE4 Sn778; Calibrated: 2011-10-11
- Phantom: SAM_Right; Type: SAM; Serial: TP-1303
- Measurement SW: DASY4, V4.7 Build 80; Postprocessing SW: SEMCAD, V1.8 Build 186

**Ch100/Area Scan (121x181x1):** Measurement grid: dx=10mm, dy=10mm
Maximum value of SAR (interpolated) = 0.027 mW/g

**Ch100/Zoom Scan (8x8x10)/Cube 0:** Measurement grid: dx=4mm, dy=4mm, dz=2.5mm
Reference Value = 0.000 V/m; Power Drift = 0.03 dB
Peak SAR (extrapolated) = 0.435 W/kg
**SAR(1 g) = 0.042 mW/g; SAR(10 g) = 0.014 mW/g**
Maximum value of SAR (measured) = 0.088 mW/g




0 dB = 0.088mW/g

## #78 802.11a_Back_1.5cm_Ch100_Keypad2

**DUT: 162005**

Communication System: 802.11a; Frequency: 5500 MHz;Duty Cycle: 1:1
Medium: MSL_5G_111027 Medium parameters used: f = 5500 MHz; $\sigma$ = 5.68 mho/m; $\varepsilon_r$ = 47; $\rho$ = 1000 kg/m$^3$

Ambient Temperature：22.4 ℃; Liquid Temperature：21.4 ℃

DASY4 Configuration:
- Probe: EX3DV4 - SN3792; ConvF(3.76, 3.76, 3.76); Calibrated: 2011-06-20
- Sensor-Surface: 4mm (Mechanical Surface Detection)Sensor-Surface: 2mm (Mechanical Surface Detection)
- Electronics: DAE4 Sn778; Calibrated: 2011-10-11
- Phantom: SAM_Right; Type: SAM; Serial: TP-1303
- Measurement SW: DASY4, V4.7 Build 80; Postprocessing SW: SEMCAD, V1.8 Build 186

**Ch100/Area Scan (121x181x1):** Measurement grid: dx=10mm, dy=10mm
Maximum value of SAR (interpolated) = 0.051 mW/g

**Ch100/Zoom Scan (8x8x10)/Cube 0:** Measurement grid: dx=4mm, dy=4mm, dz=2.5mm
Reference Value = 0.310 V/m; Power Drift = -0.005 dB
Peak SAR (extrapolated) = 0.163 W/kg
**SAR(1 g) = 0.045 mW/g; SAR(10 g) = 0.017 mW/g**
Maximum value of SAR (measured) = 0.105 mW/g

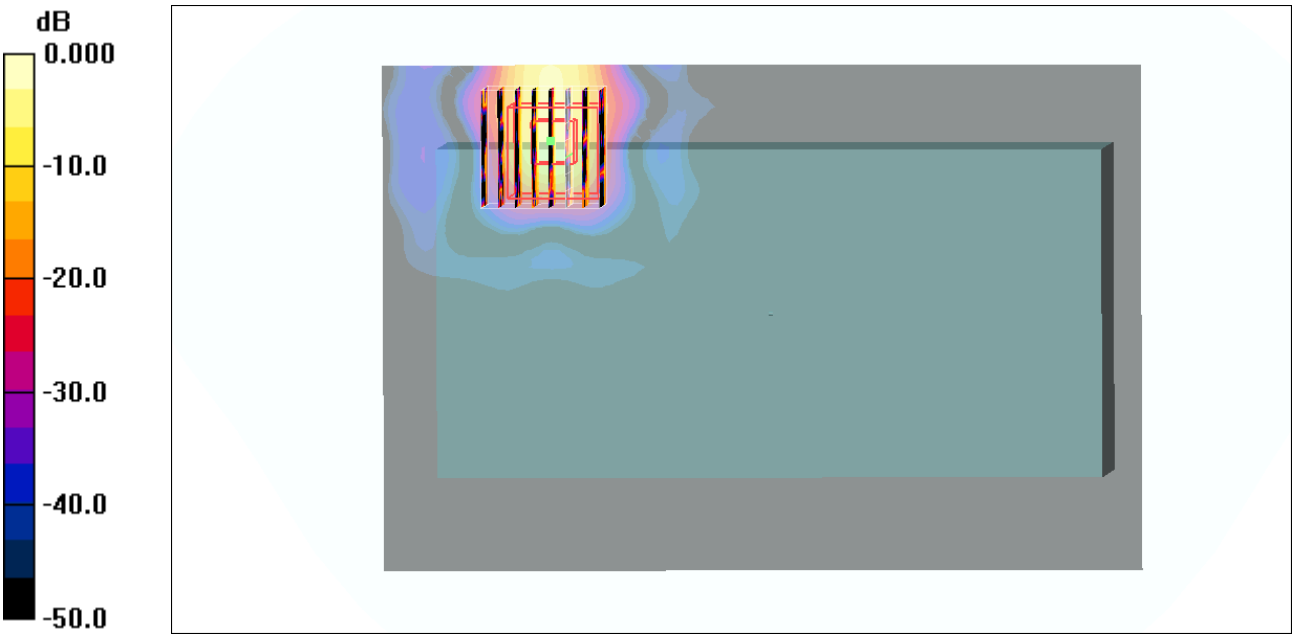


0 dB = 0.105mW/g

## #77 802.11a_Back_1.5cm_Ch100_Keypad1_2D

**DUT: 162005**

Communication System: 802.11a; Frequency: 5500 MHz;Duty Cycle: 1:1
Medium: MSL_5G_111027 Medium parameters used: f = 5500 MHz; $\sigma$ = 5.68 mho/m; $\varepsilon_r$ = 47; $\rho$ = 1000 kg/m$^3$

Ambient Temperature：22.4 ℃; Liquid Temperature：21.4 ℃

DASY4 Configuration:
- Probe: EX3DV4 - SN3792; ConvF(3.76, 3.76, 3.76); Calibrated: 2011-06-20
- Sensor-Surface: 4mm (Mechanical Surface Detection)Sensor-Surface: 2mm (Mechanical Surface Detection)
- Electronics: DAE4 Sn778; Calibrated: 2011-10-11
- Phantom: SAM_Right; Type: SAM; Serial: TP-1303
- Measurement SW: DASY4, V4.7 Build 80; Postprocessing SW: SEMCAD, V1.8 Build 186

**Ch100/Area Scan (121x181x1):** Measurement grid: dx=10mm, dy=10mm
Maximum value of SAR (interpolated) = 0.051 mW/g

**Ch100/Zoom Scan (8x8x10)/Cube 0:** Measurement grid: dx=4mm, dy=4mm, dz=2.5mm
Reference Value = 0.310 V/m; Power Drift = -0.005 dB
Peak SAR (extrapolated) = 0.163 W/kg
**SAR(1 g) = 0.045 mW/g; SAR(10 g) = 0.017 mW/g**
Maximum value of SAR (measured) = 0.105 mW/g

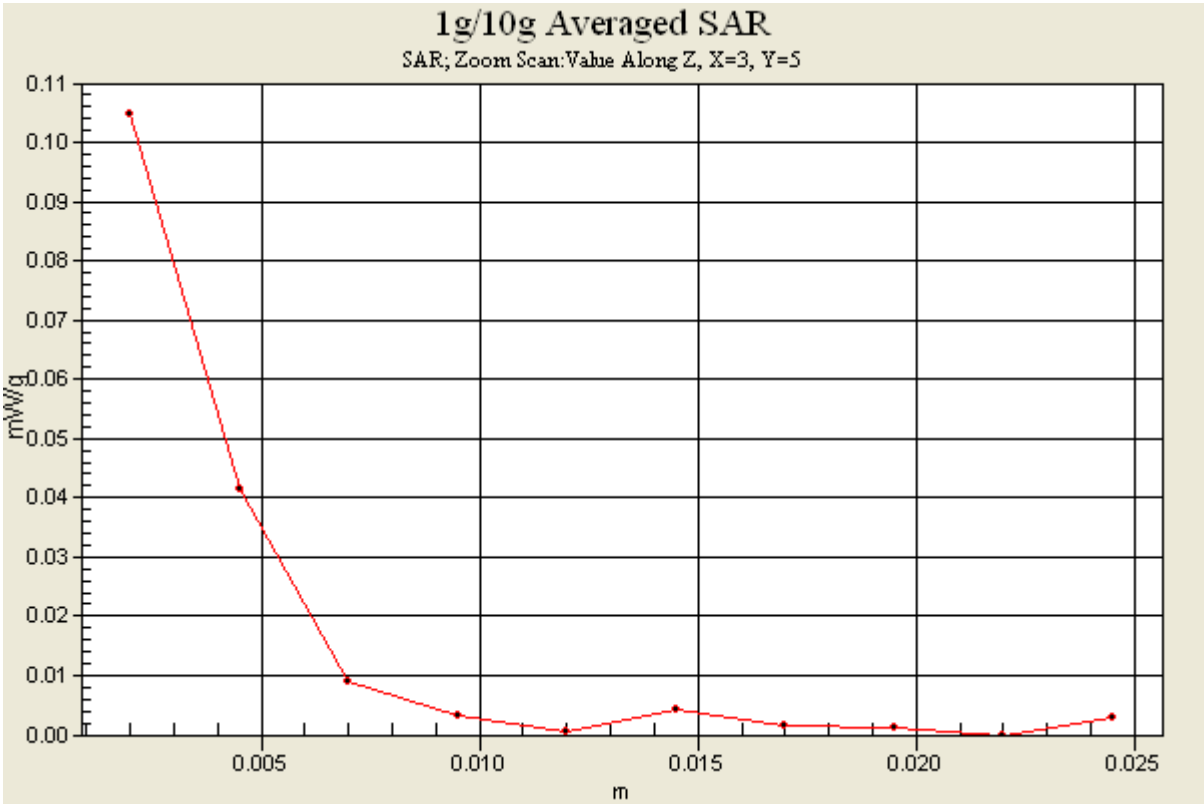

## #77 802.11a_Back_1.5cm_Ch100_Keypad1

**DUT: 162005**

Communication System: 802.11a; Frequency: 5500 MHz;Duty Cycle: 1:1
Medium: MSL_5G_111027 Medium parameters used: f = 5500 MHz; $\sigma$ = 5.68 mho/m; $\varepsilon_r$ = 47; $\rho$ = 1000 kg/m$^3$

Ambient Temperature：22.4 ℃; Liquid Temperature：21.4 ℃

DASY4 Configuration:
- Probe: EX3DV4 - SN3792; ConvF(3.76, 3.76, 3.76); Calibrated: 2011-06-20
- Sensor-Surface: 4mm (Mechanical Surface Detection)Sensor-Surface: 2mm (Mechanical Surface Detection)
- Electronics: DAE4 Sn778; Calibrated: 2011-10-11
- Phantom: SAM_Right; Type: SAM; Serial: TP-1303
- Measurement SW: DASY4, V4.7 Build 80; Postprocessing SW: SEMCAD, V1.8 Build 186

**Ch100/Area Scan (121x181x1):** Measurement grid: dx=10mm, dy=10mm
Maximum value of SAR (interpolated) = 0.057 mW/g

**Ch100/Zoom Scan (8x8x10)/Cube 0:** Measurement grid: dx=4mm, dy=4mm, dz=2.5mm
Reference Value = 0.268 V/m; Power Drift = -0.099 dB
Peak SAR (extrapolated) = 0.126 W/kg
**SAR(1 g) = 0.044 mW/g; SAR(10 g) = 0.016 mW/g**
Maximum value of SAR (measured) = 0.108 mW/g




0 dB = 0.108mW/g

## #79 802.11a_Front_1.5cm_Ch161_Keypad1

**DUT: 162005**

Communication System: 802.11a; Frequency: 5805 MHz;Duty Cycle: 1:1
Medium: MSL_5G_111027 Medium parameters used : f = 5805 MHz; $\sigma$ = 6.19 mho/m; $\varepsilon_r$ = 46.4; $\rho$ = 1000 kg/m$^3$
Ambient Temperature：22.4 ℃； Liquid Temperature：21.4 ℃

DASY4 Configuration:
- Probe: EX3DV4 - SN3792; ConvF(3.78, 3.78, 3.78); Calibrated: 2011-06-20
- Sensor-Surface: 4mm (Mechanical Surface Detection)Sensor-Surface: 2mm (Mechanical Surface Detection)
- Electronics: DAE4 Sn778; Calibrated: 2011-10-11
- Phantom: SAM_Right; Type: SAM; Serial: TP-1303
- Measurement SW: DASY4, V4.7 Build 80; Postprocessing SW: SEMCAD, V1.8 Build 186

**Ch161/Area Scan (121x181x1):** Measurement grid: dx=10mm, dy=10mm
Maximum value of SAR (interpolated) = 0.023 mW/g

**Ch161/Zoom Scan (8x8x10)/Cube 0:** Measurement grid: dx=4mm, dy=4mm, dz=2.5mm
Reference Value = 0.000 V/m; Power Drift = 0.099 dB
Peak SAR (extrapolated) = 0.353 W/kg
**SAR(1 g) = 0.035 mW/g; SAR(10 g) = 0.014 mW/g**
Maximum value of SAR (measured) = 0.063 mW/g




0 dB = 0.063mW/g

## #80 802.11a_Back_1.5cm_Ch161_Keypad1

**DUT: 162005**

Communication System: 802.11a; Frequency: 5805 MHz;Duty Cycle: 1:1
Medium: MSL_5G_111027 Medium parameters used : f = 5805 MHz; $\sigma$ = 6.19 mho/m; $\varepsilon_r$ = 46.4; $\rho$ = 1000 kg/m$^3$
Ambient Temperature：22.4 ℃; Liquid Temperature：21.4 ℃

DASY4 Configuration:
- Probe: EX3DV4 - SN3792; ConvF(3.78, 3.78, 3.78); Calibrated: 2011-06-20
- Sensor-Surface: 4mm (Mechanical Surface Detection)Sensor-Surface: 2mm (Mechanical Surface Detection)
- Electronics: DAE4 Sn778; Calibrated: 2011-10-11
- Phantom: SAM_Right; Type: SAM; Serial: TP-1303
- Measurement SW: DASY4, V4.7 Build 80; Postprocessing SW: SEMCAD, V1.8 Build 186

**Ch161/Area Scan (121x181x1):** Measurement grid: dx=10mm, dy=10mm
Maximum value of SAR (interpolated) = 0.374 mW/g

**Ch161/Zoom Scan (8x8x10)/Cube 0:** Measurement grid: dx=4mm, dy=4mm, dz=2.5mm
Reference Value = 0.000 V/m; Power Drift = 0.002 dB
Peak SAR (extrapolated) = 0.457 W/kg
**SAR(1 g) = 0.144 mW/g; SAR(10 g) = 0.055 mW/g**
Maximum value of SAR (measured) = 0.276 mW/g

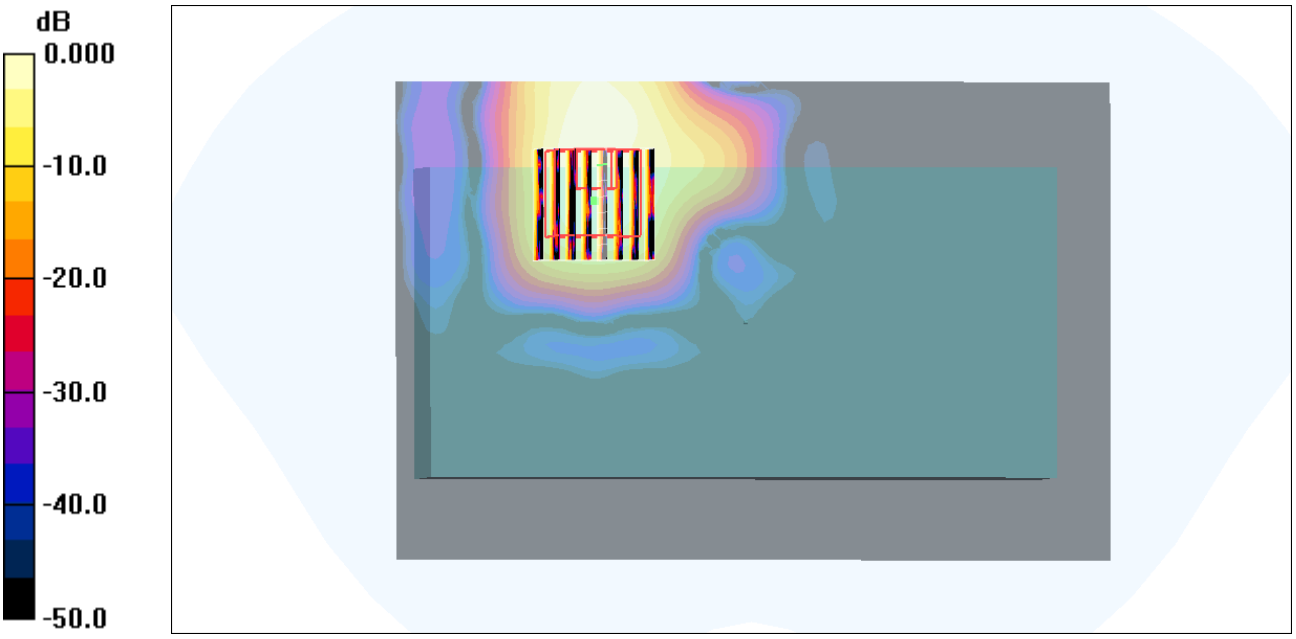


0 dB = 0.276mW/g

## #80 802.11a_Back_1.5cm_Ch161_Keypad1_2D

**DUT: 162005**

Communication System: 802.11a; Frequency: 5805 MHz;Duty Cycle: 1:1
Medium: MSL_5G_111027 Medium parameters used : f = 5805 MHz; $\sigma$ = 6.19 mho/m; $\varepsilon_r$ = 46.4; $\rho$ = 1000 kg/m$^3$
Ambient Temperature：22.4 ℃; Liquid Temperature：21.4 ℃

DASY4 Configuration:
- Probe: EX3DV4 - SN3792; ConvF(3.78, 3.78, 3.78); Calibrated: 2011-06-20
- Sensor-Surface: 4mm (Mechanical Surface Detection)Sensor-Surface: 2mm (Mechanical Surface Detection)
- Electronics: DAE4 Sn778; Calibrated: 2011-10-11
- Phantom: SAM_Right; Type: SAM; Serial: TP-1303
- Measurement SW: DASY4, V4.7 Build 80; Postprocessing SW: SEMCAD, V1.8 Build 186

**Ch161/Area Scan (121x181x1):** Measurement grid: dx=10mm, dy=10mm
Maximum value of SAR (interpolated) = 0.374 mW/g

**Ch161/Zoom Scan (8x8x10)/Cube 0:** Measurement grid: dx=4mm, dy=4mm, dz=2.5mm
Reference Value = 0.000 V/m; Power Drift = 0.002 dB
Peak SAR (extrapolated) = 0.457 W/kg
**SAR(1 g) = 0.144 mW/g; SAR(10 g) = 0.055 mW/g**
Maximum value of SAR (measured) = 0.276 mW/g

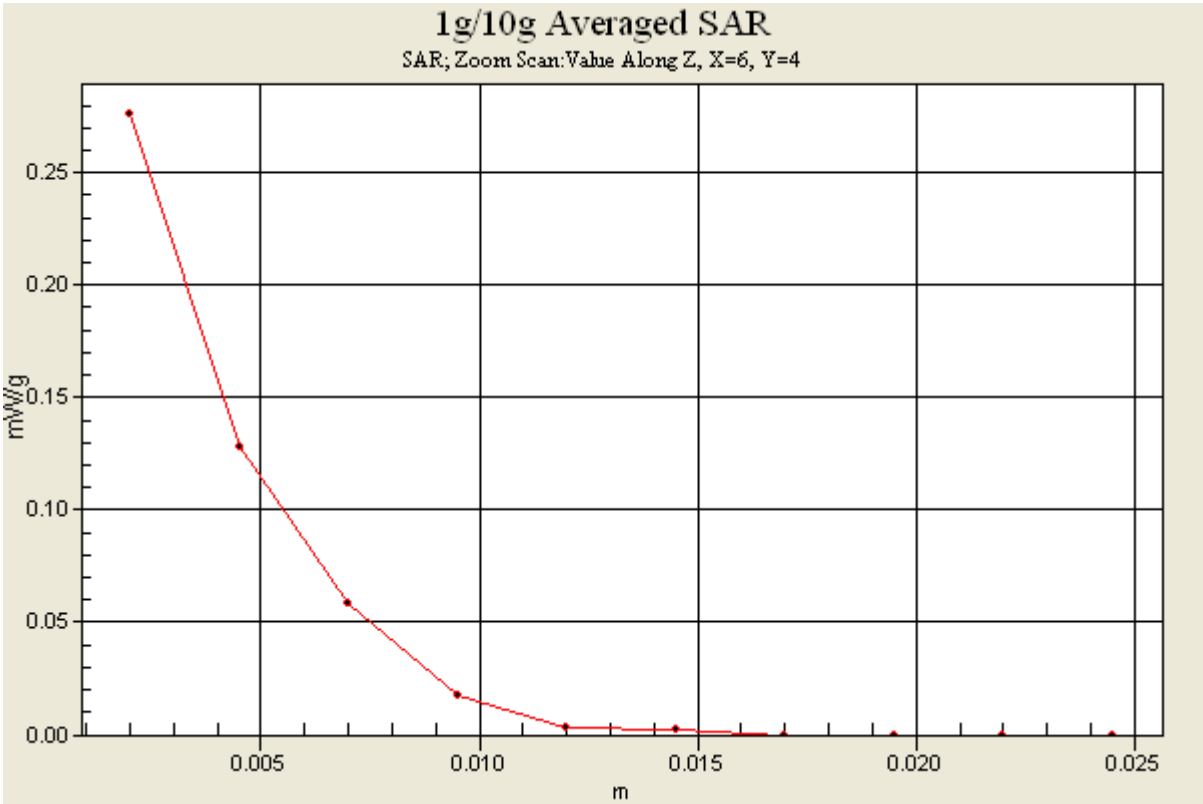

## #81 802.11a_Back_1.5cm_Ch161_Keypad2

**DUT: 162005**

Communication System: 802.11a; Frequency: 5805 MHz;Duty Cycle: 1:1
Medium: MSL_5G_111027 Medium parameters used : f = 5805 MHz; $\sigma$ = 6.19 mho/m; $\varepsilon_r$ = 46.4; $\rho$ = 1000 kg/m$^3$
Ambient Temperature：22.4 ℃; Liquid Temperature：21.4 ℃

DASY4 Configuration:
- Probe: EX3DV4 - SN3792; ConvF(3.78, 3.78, 3.78); Calibrated: 2011-06-20
- Sensor-Surface: 4mm (Mechanical Surface Detection)Sensor-Surface: 2mm (Mechanical Surface Detection)
- Electronics: DAE4 Sn778; Calibrated: 2011-10-11
- Phantom: SAM_Right; Type: SAM; Serial: TP-1303
- Measurement SW: DASY4, V4.7 Build 80; Postprocessing SW: SEMCAD, V1.8 Build 186

**Ch161/Area Scan (121x181x1):** Measurement grid: dx=10mm, dy=10mm
Maximum value of SAR (interpolated) = 0.139 mW/g

**Ch161/Zoom Scan (8x8x10)/Cube 0:** Measurement grid: dx=4mm, dy=4mm, dz=2.5mm
Reference Value = 0.000 V/m; Power Drift = 0.120 dB
Peak SAR (extrapolated) = 0.403 W/kg
**SAR(1 g) = 0.132 mW/g; SAR(10 g) = 0.055 mW/g**
Maximum value of SAR (measured) = 0.249 mW/g

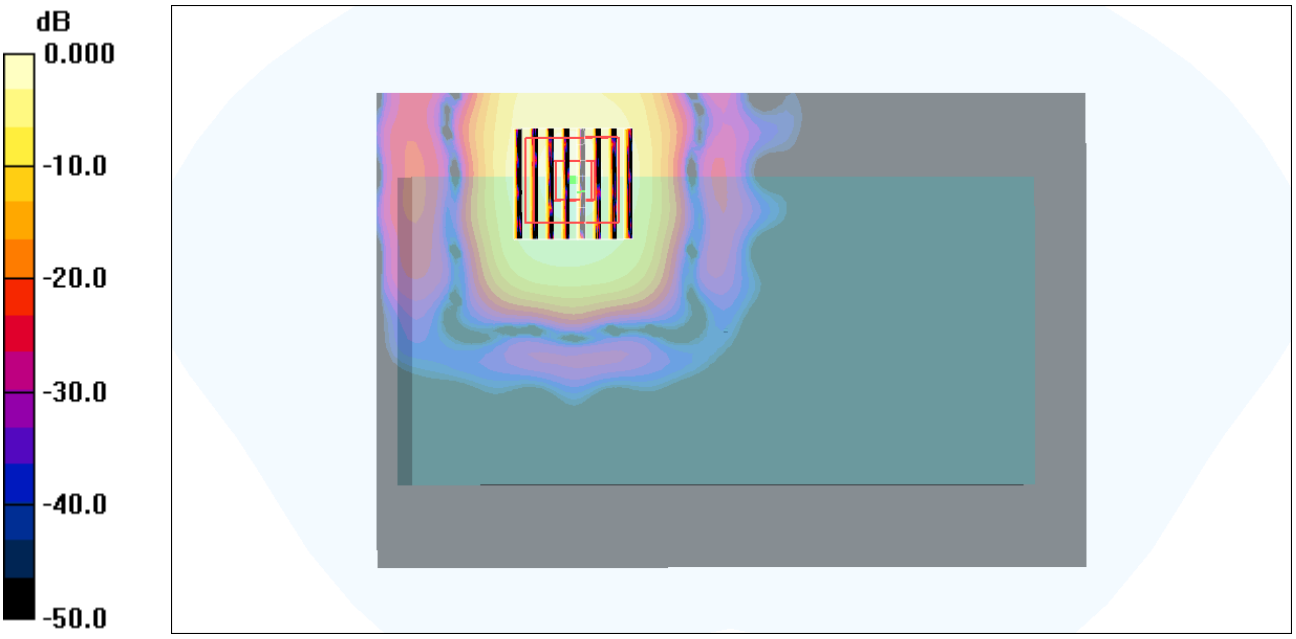


0 dB = 0.249mW/g

## #16 GSM850_GPRS10_Front_0cm_Ch251_Keypad1_Holster

**DUT: 162005**

Communication System: GPRS10; Frequency: 848.8 MHz;Duty Cycle: 1:4
Medium: MSL_850_111006 Medium parameters used: f = 849 MHz; $\sigma$ = 1.007 mho/m; $\varepsilon_r$ = 54.598; $\rho$ = 1000 kg/m$^3$
Ambient Temperature：22.3 ℃； Liquid Temperature：21.3 ℃

DASY5 Configuration:
- Probe: ES3DV3 - SN3270; ConvF(6.16, 6.16, 6.16); Calibrated: 2011/9/12
- Sensor-Surface: 4mm (Mechanical Surface Detection)
- Electronics: DAE3 Sn577; Calibrated: 2011/1/13
- Phantom: SAM Right; Type: QD000P40CD; Serial: TP:1644
- Measurement SW: DASY52, Version 52.6 (2); SEMCAD X Version 14.4.5 (3634)

**Ch251/Area Scan (61x91x1):** Measurement grid: dx=20mm, dy=20mm
Maximum value of SAR (interpolated) = 0.603 mW/g

**Ch251/Zoom Scan (5x5x7)/Cube 0:** Measurement grid: dx=8mm, dy=8mm, dz=5mm
Reference Value = 18.085 V/m; Power Drift = 0.15 dB
Peak SAR (extrapolated) = 0.898 W/kg
**SAR(1 g) = 0.540 mW/g; SAR(10 g) = 0.377 mW/g**
Maximum value of SAR (measured) = 0.571 mW/g

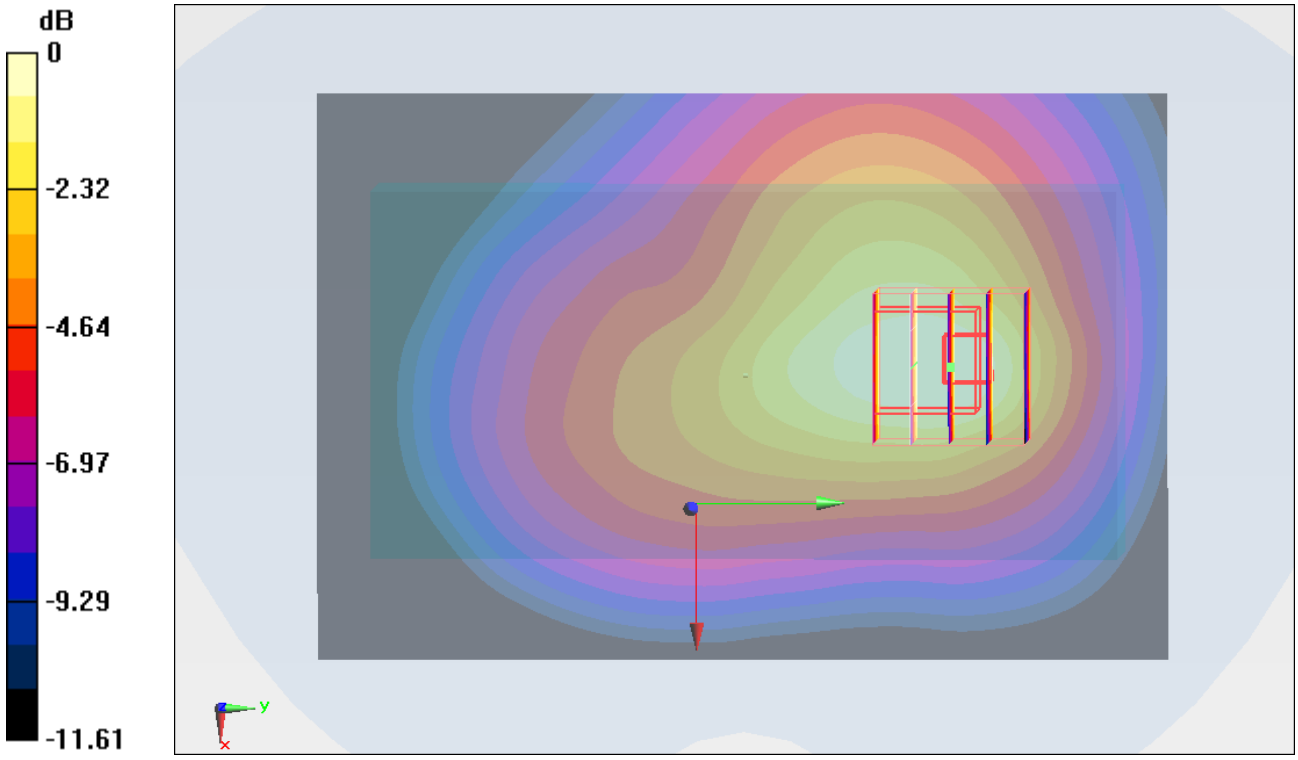


0 dB = 0.570mW/g

## #17 GSM850_GPRS10_Back_0cm_Ch251_Keypad1_Holster

**DUT: 162005**

Communication System: GPRS10; Frequency: 848.8 MHz;Duty Cycle: 1:4
Medium: MSL_850_111006 Medium parameters used: f = 849 MHz; $\sigma$ = 1.007 mho/m; $\varepsilon_r$ = 54.598; $\rho$ = 1000 kg/m$^3$
Ambient Temperature：22.3 ℃； Liquid Temperature：21.3 ℃

DASY5 Configuration:
- Probe: ES3DV3 - SN3270; ConvF(6.16, 6.16, 6.16); Calibrated: 2011/9/12
- Sensor-Surface: 4mm (Mechanical Surface Detection)
- Electronics: DAE3 Sn577; Calibrated: 2011/1/13
- Phantom: SAM Right; Type: QD000P40CD; Serial: TP:1644
- Measurement SW: DASY52, Version 52.6 (2); SEMCAD X Version 14.4.5 (3634)

**Ch251/Area Scan (61x91x1):** Measurement grid: dx=20mm, dy=20mm
Maximum value of SAR (interpolated) = 0.615 mW/g

**Ch251/Zoom Scan (5x5x7)/Cube 0:** Measurement grid: dx=8mm, dy=8mm, dz=5mm
Reference Value = 21.447 V/m; Power Drift = 0.17 dB
Peak SAR (extrapolated) = 0.909 W/kg
**SAR(1 g) = 0.617 mW/g; SAR(10 g) = 0.437 mW/g**
Maximum value of SAR (measured) = 0.657 mW/g

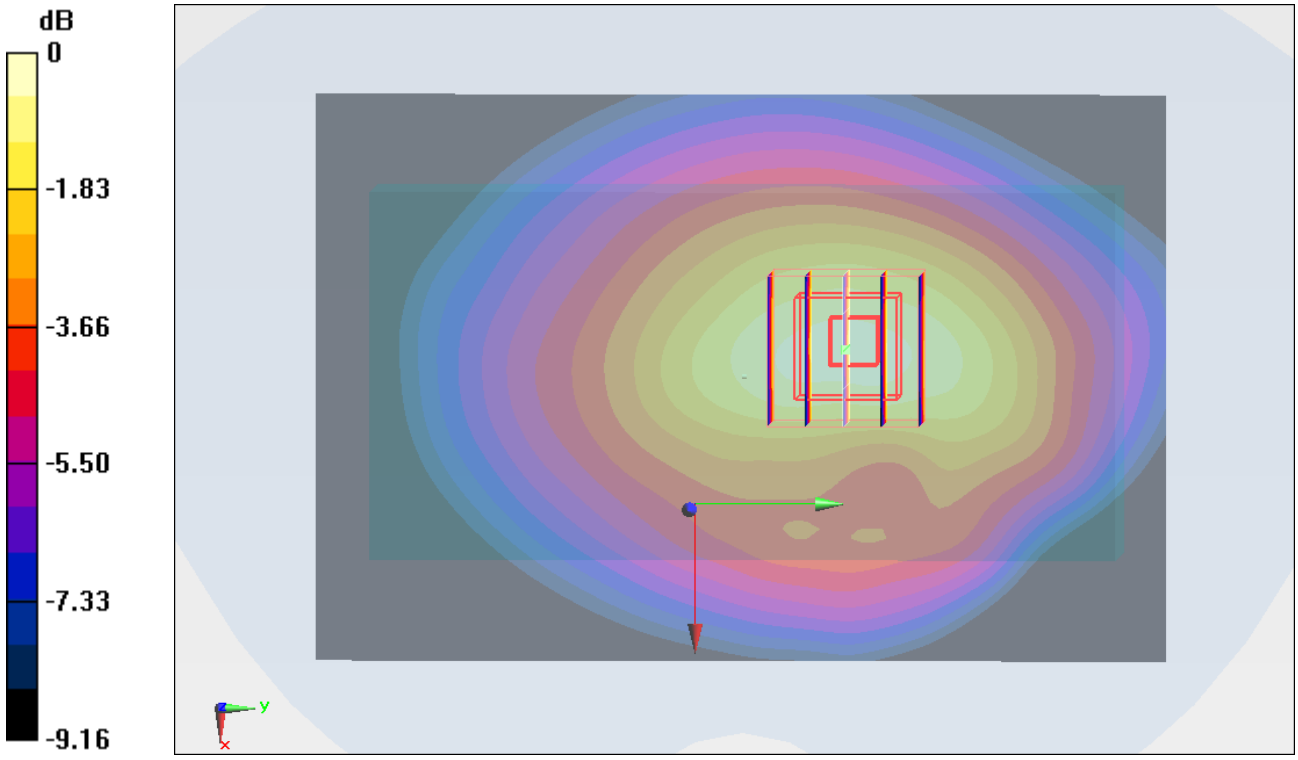


0 dB = 0.660mW/g

## #17 GSM850_GPRS10_Back_0cm_Ch251_Keypad1_Holster_2D

**DUT: 162005**

Communication System: GPRS10; Frequency: 848.8 MHz;Duty Cycle: 1:4
Medium: MSL_850_111006 Medium parameters used: f = 849 MHz; $\sigma$ = 1.007 mho/m; $\varepsilon_r$ = 54.598; $\rho$ = 1000 kg/m$^3$
Ambient Temperature：22.3 ℃； Liquid Temperature：21.3 ℃

DASY5 Configuration:
- Probe: ES3DV3 - SN3270; ConvF(6.16, 6.16, 6.16); Calibrated: 2011/9/12
- Sensor-Surface: 4mm (Mechanical Surface Detection)
- Electronics: DAE3 Sn577; Calibrated: 2011/1/13
- Phantom: SAM Right; Type: QD000P40CD; Serial: TP:1644
- Measurement SW: DASY52, Version 52.6 (2); SEMCAD X Version 14.4.5 (3634)

**Ch251/Area Scan (61x91x1):** Measurement grid: dx=20mm, dy=20mm
Maximum value of SAR (interpolated) = 0.615 mW/g

**Ch251/Zoom Scan (5x5x7)/Cube 0:** Measurement grid: dx=8mm, dy=8mm, dz=5mm
Reference Value = 21.447 V/m; Power Drift = 0.17 dB
Peak SAR (extrapolated) = 0.909 W/kg
**SAR(1 g) = 0.617 mW/g; SAR(10 g) = 0.437 mW/g**
Maximum value of SAR (measured) = 0.657 mW/g

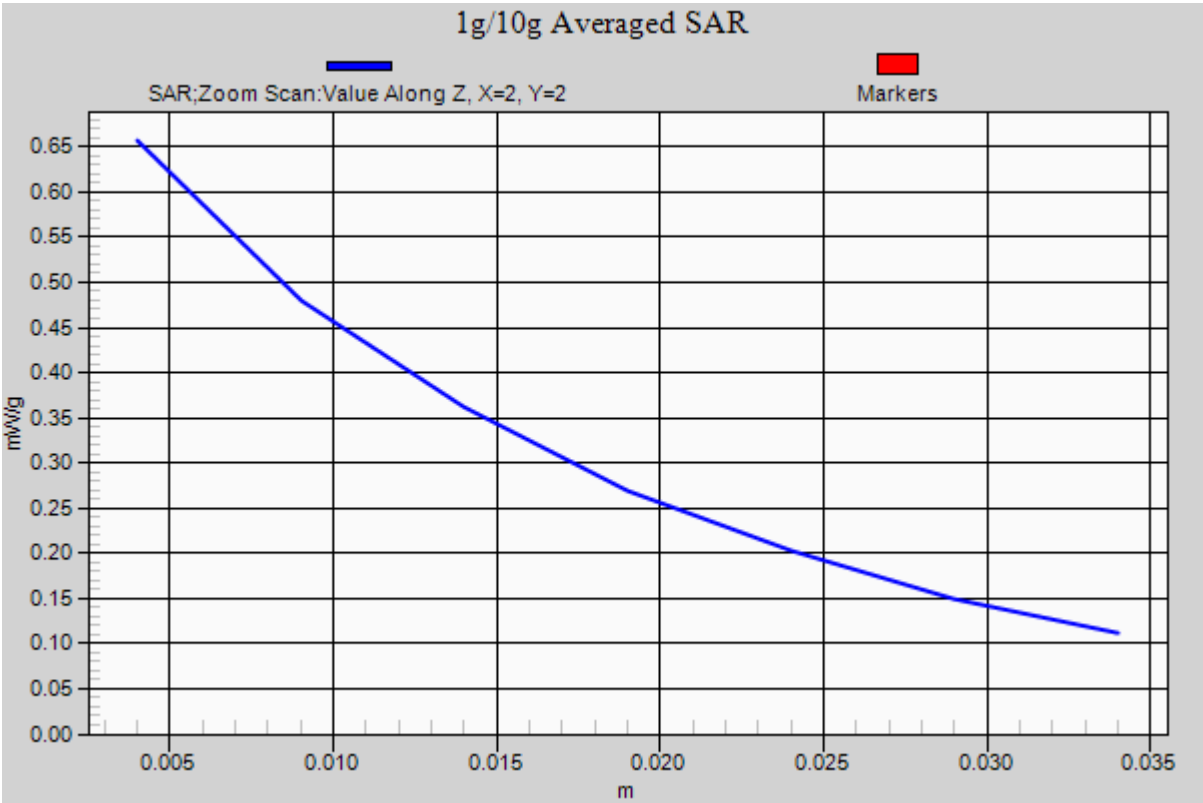

## #18 GSM850_GPRS10_Back_0cm_Ch251_Keypad2_Holster

**DUT: 162005**

Communication System: GPRS10; Frequency: 848.8 MHz;Duty Cycle: 1:4
Medium: MSL_850_111006 Medium parameters used: f = 849 MHz; $\sigma$ = 1.007 mho/m; $\varepsilon_r$ = 54.598; $\rho$ = 1000 kg/m$^3$
Ambient Temperature：22.3 ℃； Liquid Temperature：21.3 ℃

DASY5 Configuration:
- Probe: ES3DV3 - SN3270; ConvF(6.16, 6.16, 6.16); Calibrated: 2011/9/12
- Sensor-Surface: 4mm (Mechanical Surface Detection)
- Electronics: DAE3 Sn577; Calibrated: 2011/1/13
- Phantom: SAM Right; Type: QD000P40CD; Serial: TP:1644
- Measurement SW: DASY52, Version 52.6 (2); SEMCAD X Version 14.4.5 (3634)

**Ch251/Area Scan (61x91x1):** Measurement grid: dx=20mm, dy=20mm
Maximum value of SAR (interpolated) = 0.626 mW/g

**Ch251/Zoom Scan (5x5x7)/Cube 0:** Measurement grid: dx=8mm, dy=8mm, dz=5mm
Reference Value = 21.822 V/m; Power Drift = -0.14 dB
Peak SAR (extrapolated) = 1.282 W/kg
**SAR(1 g) = 0.591 mW/g; SAR(10 g) = 0.418 mW/g**
Maximum value of SAR (measured) = 0.614 mW/g

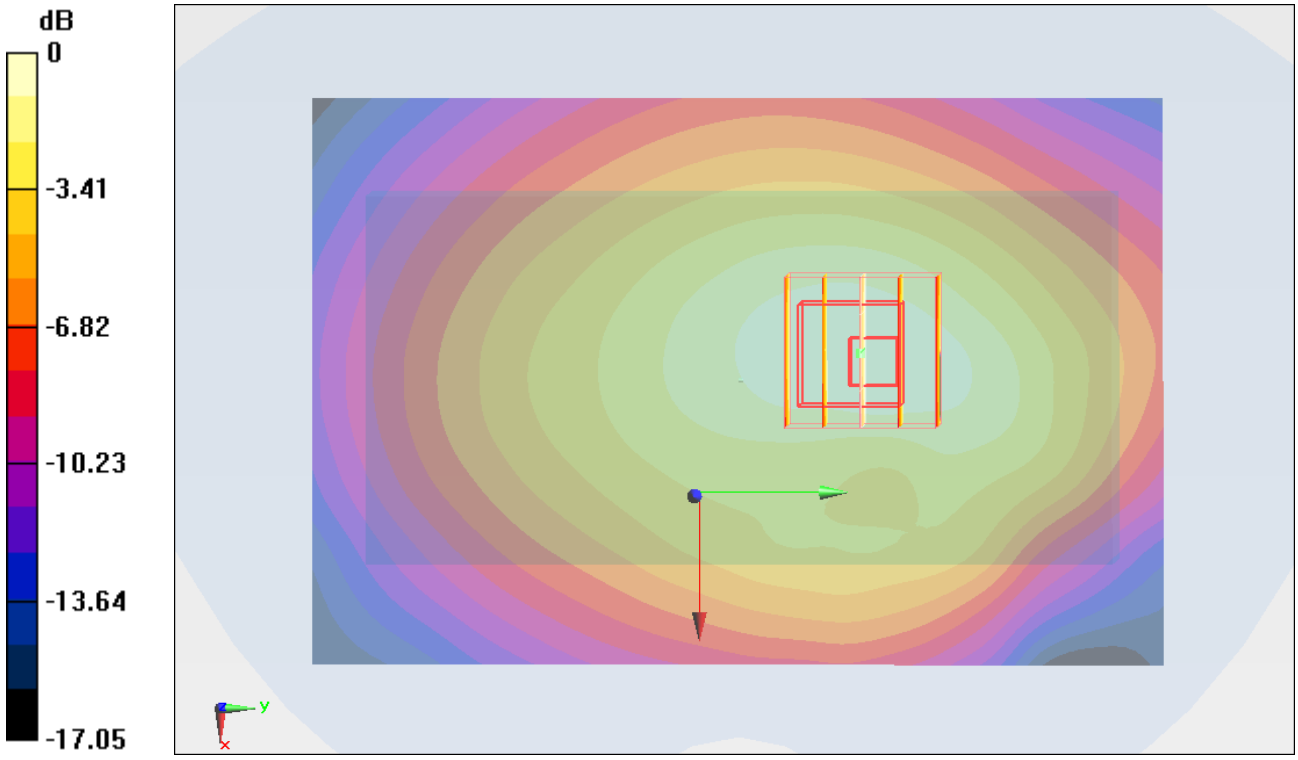


0 dB = 0.630mW/g

Test Laboratory: Sporton International Inc. SAR/HAC Testing Lab Date: 2011/10/6

## #19 GSM1900_GPRS10_Front_0cm_Ch512_Keypad1_Holster

**DUT: 162005**

Communication System: PCS 10; Frequency: 1850.2 MHz;Duty Cycle: 1:4
Medium: MSL_1900_111006 Medium parameters used : f = 1850.2 MHz; $\sigma$ = 1.448 mho/m; $\varepsilon_r$ = 53.19; $\rho$ = 1000 kg/m$^3$
Ambient Temperature：22.5 ℃； Liquid Temperature：21.5 ℃

DASY5 Configuration:
- Probe: ES3DV3 - SN3270; ConvF(4.64, 4.64, 4.64); Calibrated: 2011/9/12
- Sensor-Surface: 4mm (Mechanical Surface Detection)
- Electronics: DAE3 Sn577; Calibrated: 2011/1/13
- Phantom: SAM Left; Type: QD000P40CD; Serial: TP:1542
- Measurement SW: DASY52, Version 52.6 (2); SEMCAD X Version 14.4.5 (3634)

**Ch512/Area Scan (61x91x1):** Measurement grid: dx=20mm, dy=20mm
Maximum value of SAR (interpolated) = 0.094 mW/g

**Ch512/Zoom Scan (5x5x7)/Cube 0:** Measurement grid: dx=8mm, dy=8mm, dz=5mm
Reference Value = 4.185 V/m; Power Drift = -0.028 dB
Peak SAR (extrapolated) = 0.173 W/kg
**SAR(1 g) = 0.088 mW/g; SAR(10 g) = 0.052 mW/g**
Maximum value of SAR (measured) = 0.095 mW/g

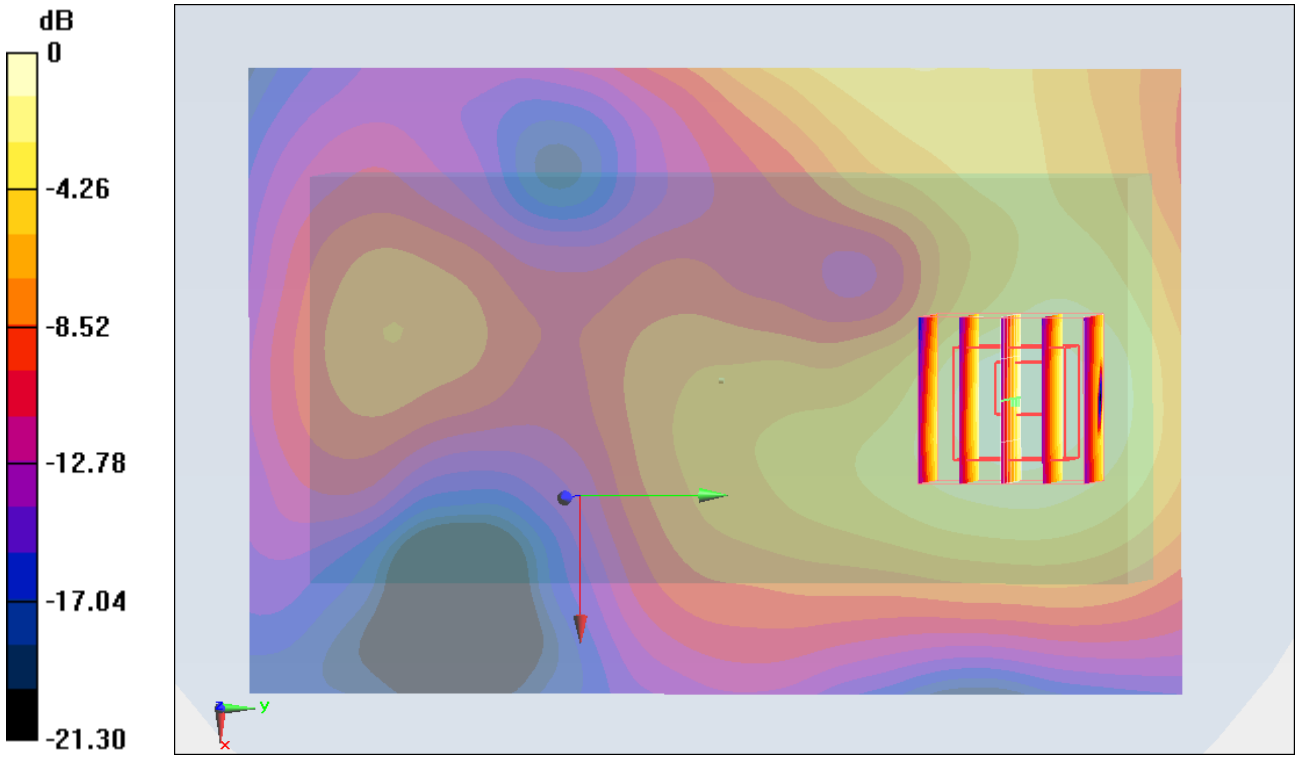


0 dB = 0.100mW/g

Test Laboratory: Sporton International Inc. SAR/HAC Testing Lab Date: 2011/10/6

## #20 GSM1900_GPRS10_Back_0cm_Ch512_Keypad1_Holster

**DUT: 162005**

Communication System: PCS 10; Frequency: 1850.2 MHz;Duty Cycle: 1:4
Medium: MSL_1900_111006 Medium parameters used : f = 1850.2 MHz; $\sigma$ = 1.448 mho/m; $\varepsilon_r$ = 53.19; $\rho$ = 1000 kg/m$^3$
Ambient Temperature：22.5 ℃； Liquid Temperature：21.5 ℃

DASY5 Configuration:
- Probe: ES3DV3 - SN3270; ConvF(4.64, 4.64, 4.64); Calibrated: 2011/9/12
- Sensor-Surface: 4mm (Mechanical Surface Detection)
- Electronics: DAE3 Sn577; Calibrated: 2011/1/13
- Phantom: SAM Left; Type: QD000P40CD; Serial: TP:1542
- Measurement SW: DASY52, Version 52.6 (2); SEMCAD X Version 14.4.5 (3634)

**Ch512/Area Scan (61x91x1):** Measurement grid: dx=20mm, dy=20mm
Maximum value of SAR (interpolated) = 0.330 mW/g

**Ch512/Zoom Scan (5x5x7)/Cube 0:** Measurement grid: dx=8mm, dy=8mm, dz=5mm
Reference Value = 5.144 V/m; Power Drift = 0.0028 dB
Peak SAR (extrapolated) = 0.567 W/kg
**SAR(1 g) = 0.334 mW/g; SAR(10 g) = 0.191 mW/g**
Maximum value of SAR (measured) = 0.344 mW/g

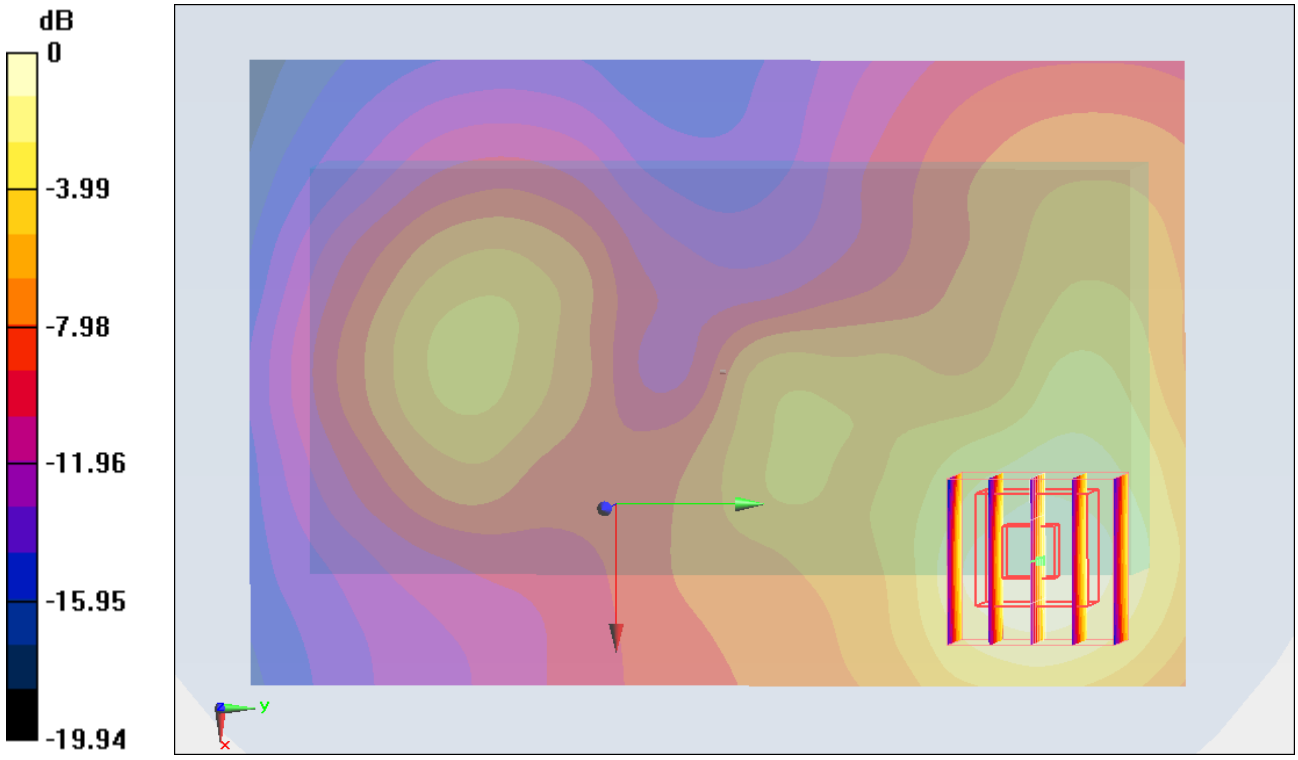


0 dB = 0.340mW/g

## #20 GSM1900_GPRS10_Back_0cm_Ch512_Keypad1_Holster_2D

**DUT: 162005**

Communication System: PCS 10; Frequency: 1850.2 MHz;Duty Cycle: 1:4
Medium: MSL_1900_111006 Medium parameters used : f = 1850.2 MHz; $\sigma$ = 1.448 mho/m; $\varepsilon_r$ = 53.19; $\rho$ = 1000 kg/m$^3$
Ambient Temperature：22.5 ℃； Liquid Temperature：21.5 ℃

DASY5 Configuration:
- Probe: ES3DV3 - SN3270; ConvF(4.64, 4.64, 4.64); Calibrated: 2011/9/12
- Sensor-Surface: 4mm (Mechanical Surface Detection)
- Electronics: DAE3 Sn577; Calibrated: 2011/1/13
- Phantom: SAM Left; Type: QD000P40CD; Serial: TP:1542
- Measurement SW: DASY52, Version 52.6 (2); SEMCAD X Version 14.4.5 (3634)

**Ch512/Area Scan (61x91x1):** Measurement grid: dx=20mm, dy=20mm
Maximum value of SAR (interpolated) = 0.330 mW/g

**Ch512/Zoom Scan (5x5x7)/Cube 0:** Measurement grid: dx=8mm, dy=8mm, dz=5mm
Reference Value = 5.144 V/m; Power Drift = 0.0028 dB
Peak SAR (extrapolated) = 0.567 W/kg
**SAR(1 g) = 0.334 mW/g; SAR(10 g) = 0.191 mW/g**
Maximum value of SAR (measured) = 0.344 mW/g

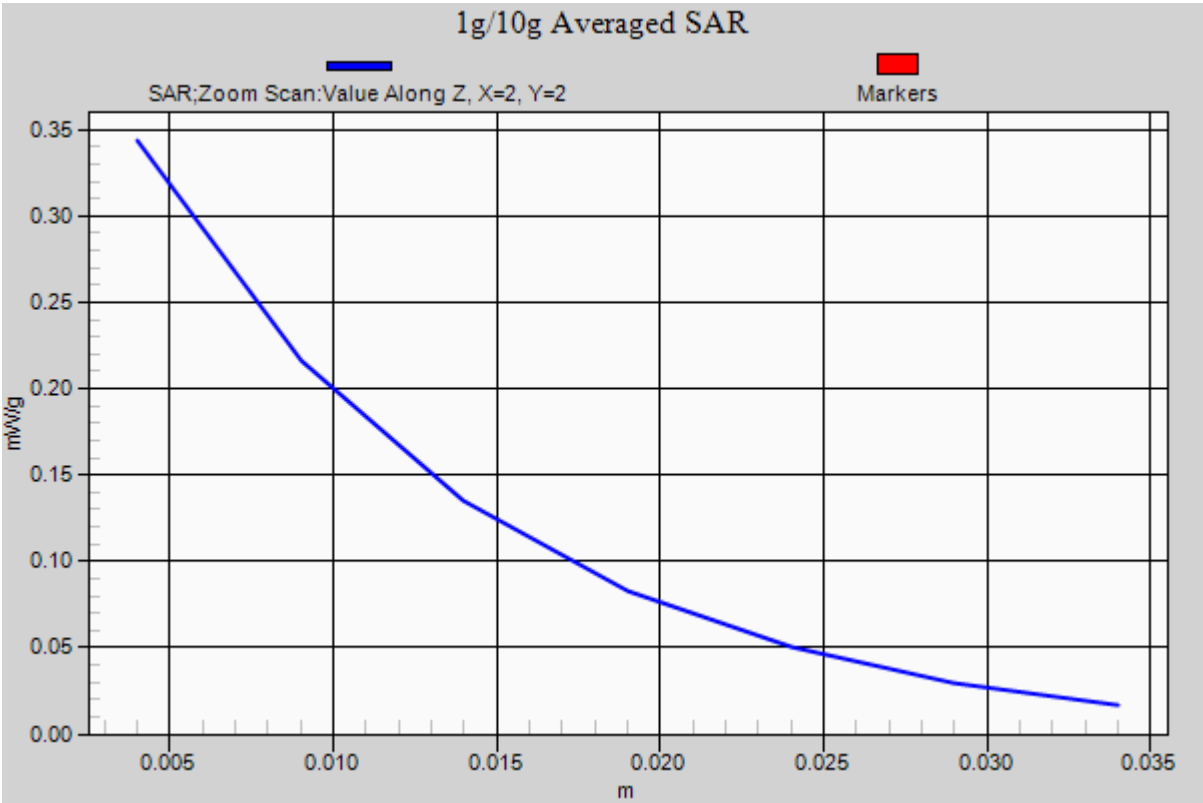

Test Laboratory: Sporton International Inc. SAR/HAC Testing Lab Date: 2011/10/6

## #21 GSM1900_GPRS10_Back_0cm_Ch512_Keypad2_Holster

**DUT: 162005**

Communication System: PCS 10; Frequency: 1850.2 MHz;Duty Cycle: 1:4
Medium: MSL_1900_111006 Medium parameters used : f = 1850.2 MHz; $\sigma$ = 1.448 mho/m; $\varepsilon_r$ = 53.19; $\rho$ = 1000 kg/m$^3$
Ambient Temperature：22.5 ℃； Liquid Temperature：21.5 ℃

DASY5 Configuration:
- Probe: ES3DV3 - SN3270; ConvF(4.64, 4.64, 4.64); Calibrated: 2011/9/12
- Sensor-Surface: 4mm (Mechanical Surface Detection)
- Electronics: DAE3 Sn577; Calibrated: 2011/1/13
- Phantom: SAM Left; Type: QD000P40CD; Serial: TP:1542
- Measurement SW: DASY52, Version 52.6 (2); SEMCAD X Version 14.4.5 (3634)

**Ch512/Area Scan (61x91x1):** Measurement grid: dx=20mm, dy=20mm
Maximum value of SAR (interpolated) = 0.326 mW/g

**Ch512/Zoom Scan (5x5x7)/Cube 0:** Measurement grid: dx=8mm, dy=8mm, dz=5mm
Reference Value = 4.789 V/m; Power Drift = 0.067 dB
Peak SAR (extrapolated) = 0.528 W/kg
**SAR(1 g) = 0.325 mW/g; SAR(10 g) = 0.192 mW/g**
Maximum value of SAR (measured) = 0.348 mW/g

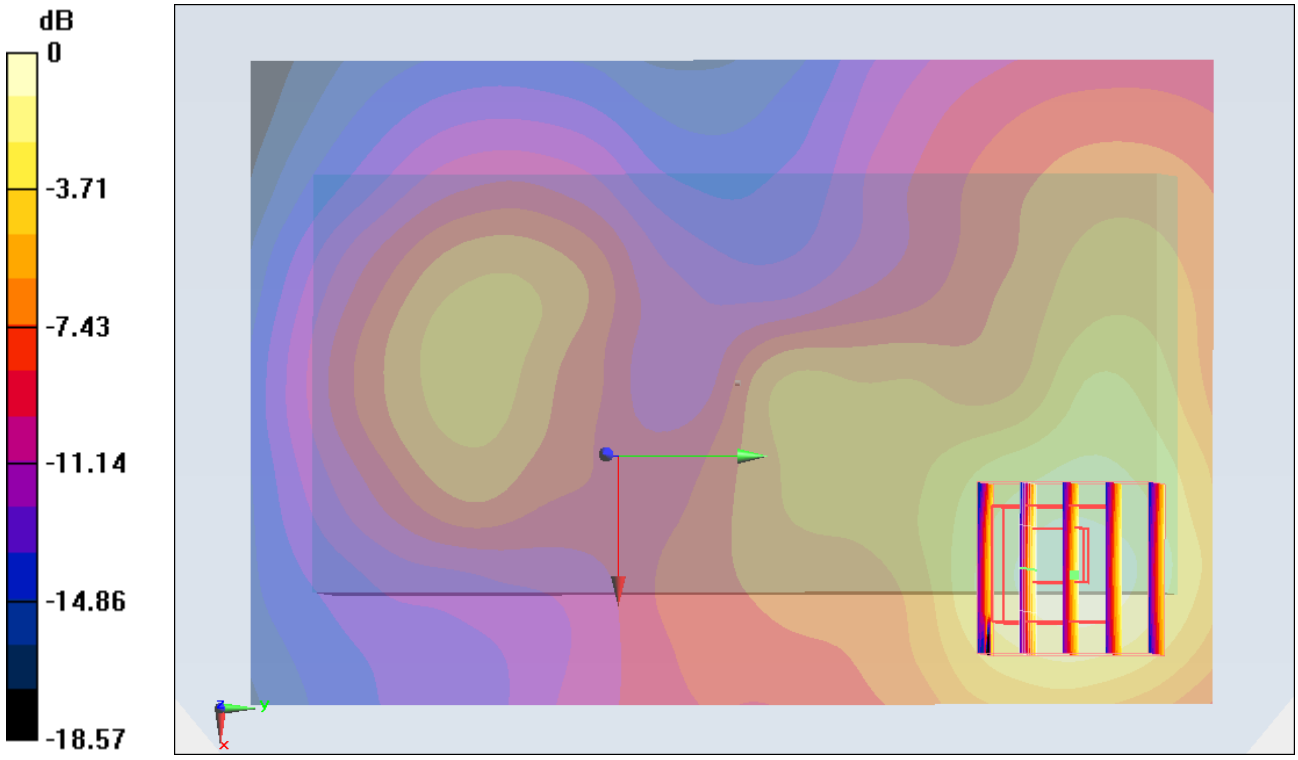


0 dB = 0.350mW/g

## #22 WCDMA V_RMC12.2K_Front_0cm_Ch4233_Keypad1_Holster

**DUT: 162005**

Communication System: WCDMA; Frequency: 846.6 MHz;Duty Cycle: 1:1
Medium: MSL_850_111006 Medium parameters used: f = 847 MHz; $\sigma$ = 1.005 mho/m; $\varepsilon_r$ = 54.619; $\rho$ = 1000 kg/m$^3$
Ambient Temperature：22.3 ℃； Liquid Temperature：21.3 ℃

DASY5 Configuration:
- Probe: ES3DV3 - SN3270; ConvF(6.16, 6.16, 6.16); Calibrated: 2011/9/12
- Sensor-Surface: 4mm (Mechanical Surface Detection)
- Electronics: DAE3 Sn577; Calibrated: 2011/1/13
- Phantom: SAM Right; Type: QD000P40CD; Serial: TP:1644
- Measurement SW: DASY52, Version 52.6 (2); SEMCAD X Version 14.4.5 (3634)

**Ch4233/Area Scan (61x91x1):** Measurement grid: dx=20mm, dy=20mm
Maximum value of SAR (interpolated) = 0.346 mW/g

**Ch4233/Zoom Scan (5x5x7)/Cube 0:** Measurement grid: dx=8mm, dy=8mm, dz=5mm
Reference Value = 13.087 V/m; Power Drift = -0.12 dB
Peak SAR (extrapolated) = 0.465 W/kg
**SAR(1 g) = 0.308 mW/g; SAR(10 g) = 0.216 mW/g**
Maximum value of SAR (measured) = 0.326 mW/g

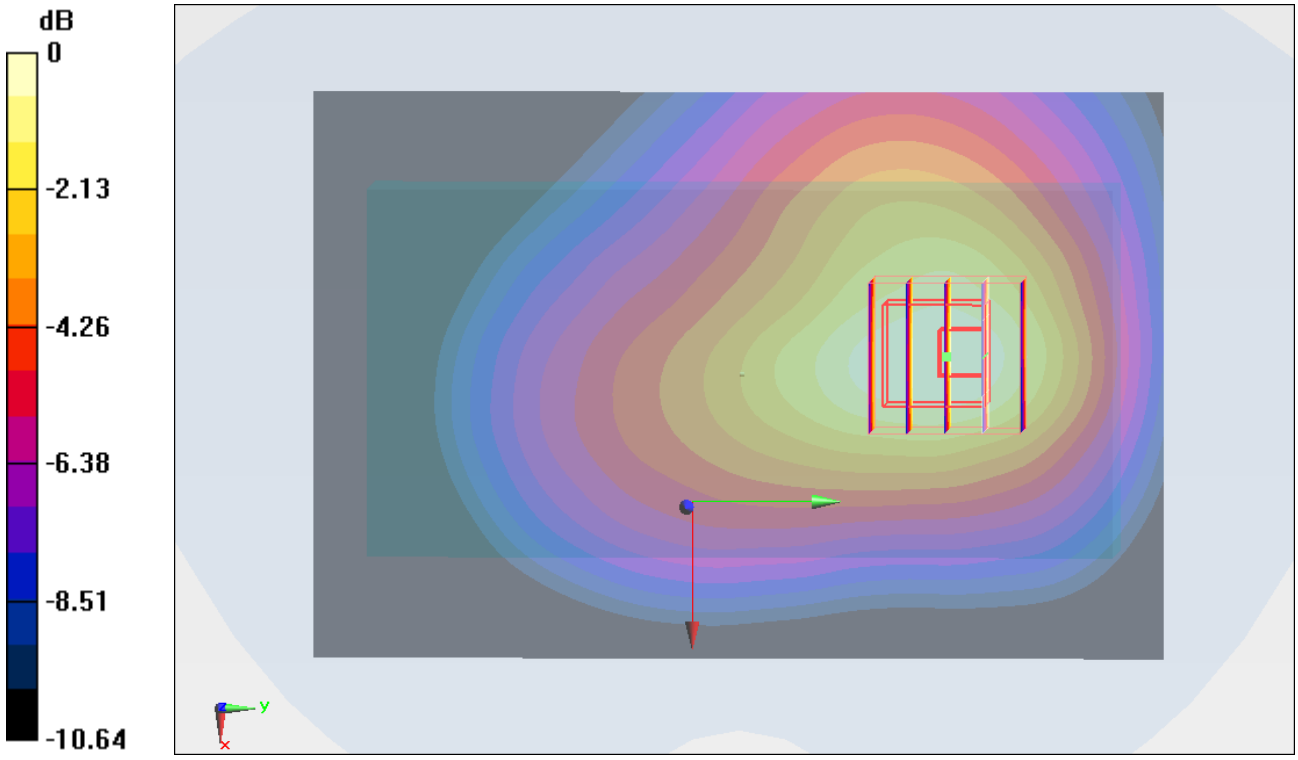


0 dB = 0.330mW/g

Test Laboratory: Sporton International Inc. SAR/HAC Testing Lab Date: 2011/10/6

## #23 WCDMA V_RMC12.2K_Back_0cm_Ch4233_Keypad1_Holster

**DUT: 162005**

Communication System: WCDMA; Frequency: 846.6 MHz;Duty Cycle: 1:1
Medium: MSL_850_111006 Medium parameters used: f = 847 MHz; $\sigma$ = 1.005 mho/m; $\varepsilon_r$ = 54.619; $\rho$ = 1000 kg/m$^3$
Ambient Temperature：22.3 ℃； Liquid Temperature：21.3 ℃

DASY5 Configuration:
- Probe: ES3DV3 - SN3270; ConvF(6.16, 6.16, 6.16); Calibrated: 2011/9/12
- Sensor-Surface: 4mm (Mechanical Surface Detection)
- Electronics: DAE3 Sn577; Calibrated: 2011/1/13
- Phantom: SAM Right; Type: QD000P40CD; Serial: TP:1644
- Measurement SW: DASY52, Version 52.6 (2); SEMCAD X Version 14.4.5 (3634)

**Ch4233/Area Scan (61x91x1):** Measurement grid: dx=20mm, dy=20mm
Maximum value of SAR (interpolated) = 0.332 mW/g

**Ch4233/Zoom Scan (5x5x7)/Cube 0:** Measurement grid: dx=8mm, dy=8mm, dz=5mm
Reference Value = 15.478 V/m; Power Drift = 0.02 dB
Peak SAR (extrapolated) = 0.430 W/kg
**SAR(1 g) = 0.315 mW/g; SAR(10 g) = 0.224 mW/g**
Maximum value of SAR (measured) = 0.333 mW/g

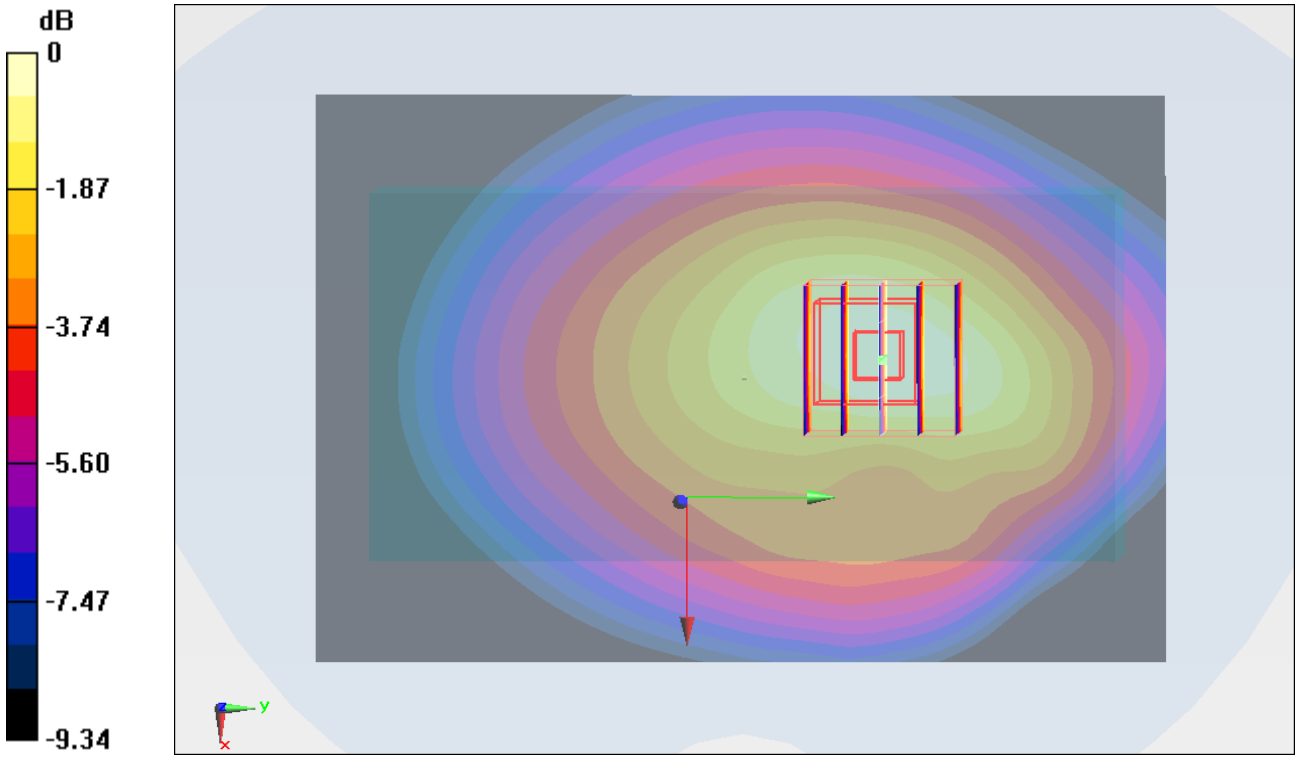


0 dB = 0.330mW/g

Test Laboratory: Sporton International Inc. SAR/HAC Testing Lab Date: 2011/10/6

## #23 WCDMA V_RMC12.2K_Back_0cm_Ch4233_Keypad1_Holster_2D

**DUT: 162005**

Communication System: WCDMA; Frequency: 846.6 MHz;Duty Cycle: 1:1
Medium: MSL_850_111006 Medium parameters used: f = 847 MHz; $\sigma$ = 1.005 mho/m; $\varepsilon_r$ = 54.619; $\rho$ = 1000 kg/m$^3$
Ambient Temperature：22.3 ℃； Liquid Temperature：21.3 ℃

DASY5 Configuration:
- Probe: ES3DV3 - SN3270; ConvF(6.16, 6.16, 6.16); Calibrated: 2011/9/12
- Sensor-Surface: 4mm (Mechanical Surface Detection)
- Electronics: DAE3 Sn577; Calibrated: 2011/1/13
- Phantom: SAM Right; Type: QD000P40CD; Serial: TP:1644
- Measurement SW: DASY52, Version 52.6 (2); SEMCAD X Version 14.4.5 (3634)

**Ch4233/Area Scan (61x91x1):** Measurement grid: dx=20mm, dy=20mm
Maximum value of SAR (interpolated) = 0.332 mW/g

**Ch4233/Zoom Scan (5x5x7)/Cube 0:** Measurement grid: dx=8mm, dy=8mm, dz=5mm
Reference Value = 15.478 V/m; Power Drift = 0.02 dB
Peak SAR (extrapolated) = 0.430 W/kg
**SAR(1 g) = 0.315 mW/g; SAR(10 g) = 0.224 mW/g**
Maximum value of SAR (measured) = 0.333 mW/g

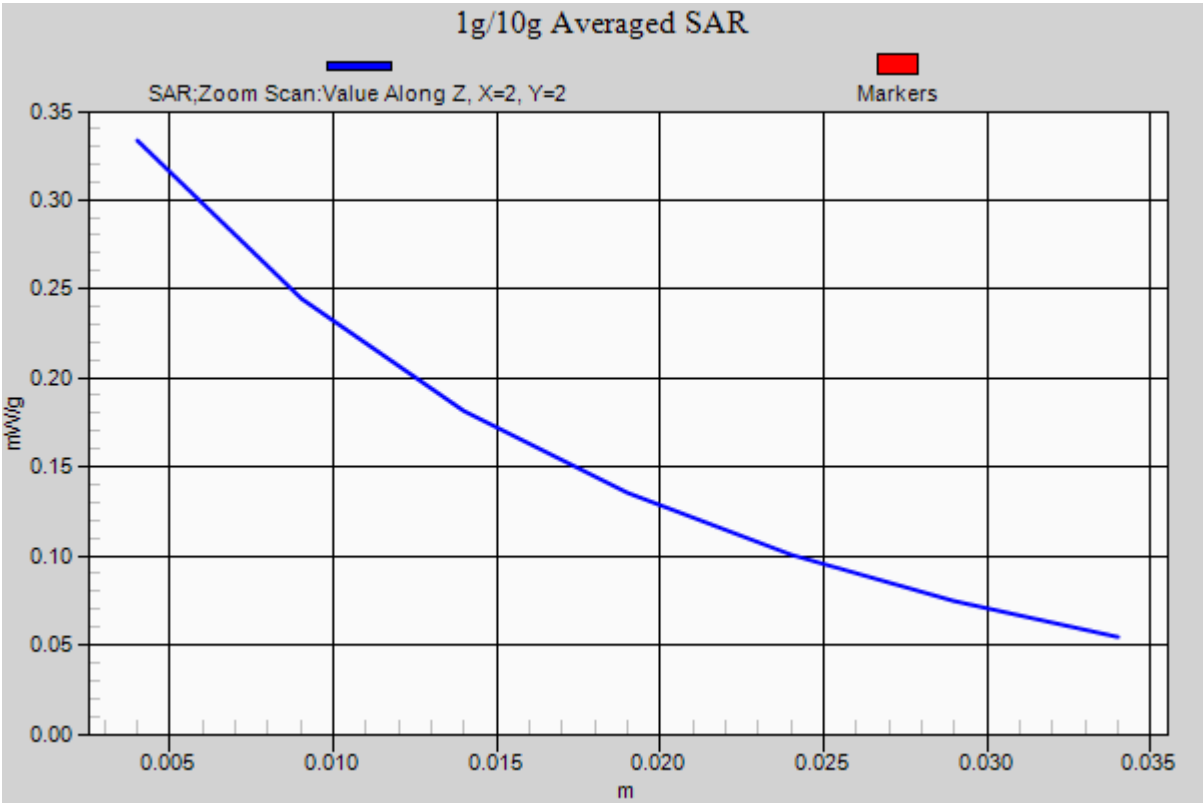

## #24 WCDMA V_RMC12.2K_Back_0cm_Ch4233_Keypad2_Holster

**DUT: 162005**

Communication System: WCDMA; Frequency: 846.6 MHz;Duty Cycle: 1:1
Medium: MSL_850_111006 Medium parameters used: f = 847 MHz; $\sigma$ = 1.005 mho/m; $\varepsilon_r$ = 54.619; $\rho$ = 1000 kg/m$^3$
Ambient Temperature：22.3 ℃； Liquid Temperature：21.3 ℃

DASY5 Configuration:
- Probe: ES3DV3 - SN3270; ConvF(6.16, 6.16, 6.16); Calibrated: 2011/9/12
- Sensor-Surface: 4mm (Mechanical Surface Detection)
- Electronics: DAE3 Sn577; Calibrated: 2011/1/13
- Phantom: SAM Right; Type: QD000P40CD; Serial: TP:1644
- Measurement SW: DASY52, Version 52.6 (2); SEMCAD X Version 14.4.5 (3634)

**Ch4233/Area Scan (61x91x1):** Measurement grid: dx=20mm, dy=20mm
Maximum value of SAR (interpolated) = 0.327 mW/g

**Ch4233/Zoom Scan (5x5x7)/Cube 0:** Measurement grid: dx=8mm, dy=8mm, dz=5mm
Reference Value = 15.361 V/m; Power Drift = -0.03 dB
Peak SAR (extrapolated) = 0.418 W/kg
**SAR(1 g) = 0.307 mW/g; SAR(10 g) = 0.219 mW/g**
Maximum value of SAR (measured) = 0.325 mW/g

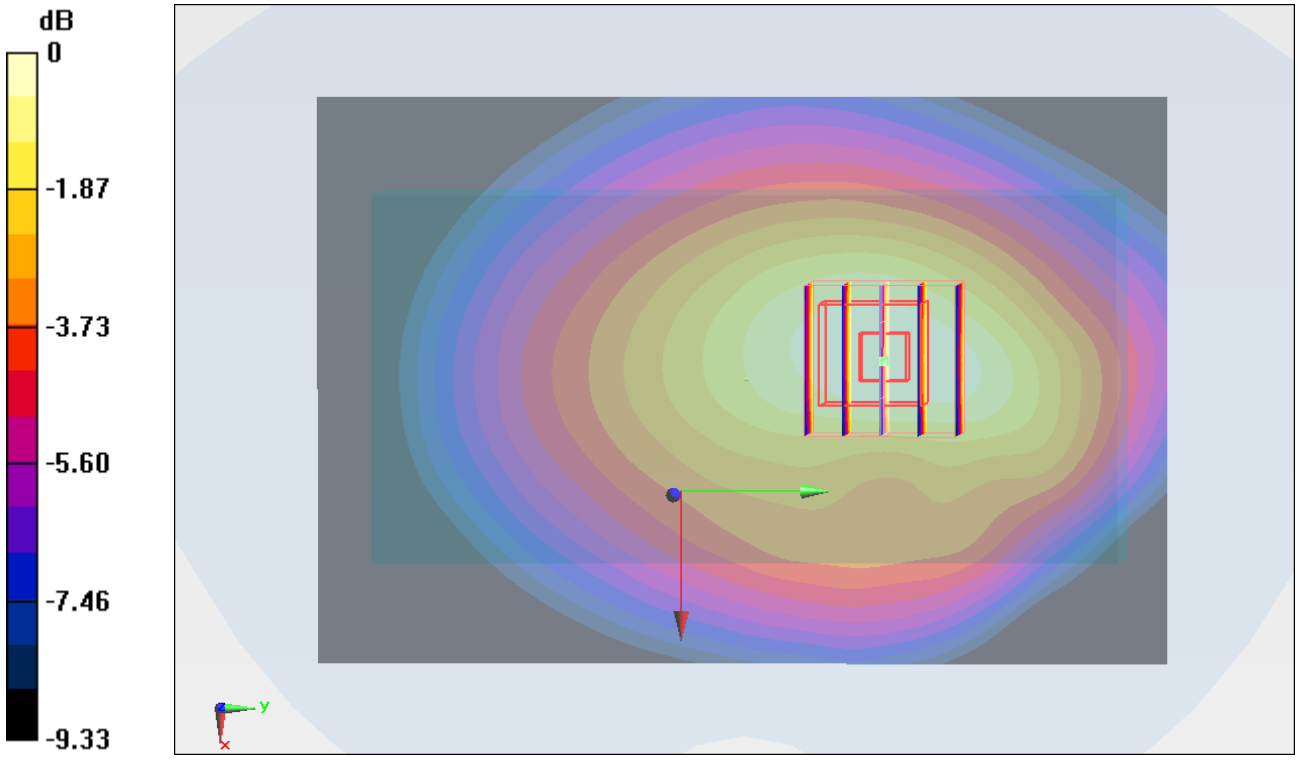


0 dB = 0.320mW/g

## #28 WCDMA IV_RMC12.2K_Front_0cm_Ch1413_Keypad1_Holster

**DUT: 162005**

Communication System: WCDMA; Frequency: 1732.6 MHz;Duty Cycle: 1:1
Medium: MSL_1800_111006 Medium parameters used: f = 1733 MHz; $\sigma$ = 1.5 mho/m; $\varepsilon_r$ = 52.062; $\rho$ = 1000 kg/m$^3$
Ambient Temperature：22.2 ℃; Liquid Temperature：21.2 ℃

DASY5 Configuration:
- Probe: ES3DV3 - SN3270; ConvF(4.87, 4.87, 4.87); Calibrated: 2011/9/12
- Sensor-Surface: 4mm (Mechanical Surface Detection)
- Electronics: DAE3 Sn577; Calibrated: 2011/1/13
- Phantom: SAM Left; Type: QD000P40CD; Serial: TP:1542
- Measurement SW: DASY52, Version 52.6 (2); SEMCAD X Version 14.4.5 (3634)

**Ch1413/Area Scan (71x91x1):** Measurement grid: dx=20mm, dy=20mm
Maximum value of SAR (interpolated) = 0.080 mW/g

**Ch1413/Zoom Scan (5x5x7)/Cube 0:** Measurement grid: dx=8mm, dy=8mm, dz=5mm
Reference Value = 3.366 V/m; Power Drift = -0.06 dB
Peak SAR (extrapolated) = 0.131 W/kg
**SAR(1 g) = 0.081 mW/g; SAR(10 g) = 0.050 mW/g**
Maximum value of SAR (measured) = 0.086 mW/g

**Ch1413/Zoom Scan (5x5x7)/Cube 1:** Measurement grid: dx=8mm, dy=8mm, dz=5mm
Reference Value = 3.366 V/m; Power Drift = -0.06 dB
Peak SAR (extrapolated) = 0.087 W/kg
**SAR(1 g) = 0.053 mW/g; SAR(10 g) = 0.034 mW/g**
Maximum value of SAR (measured) = 0.055 mW/g

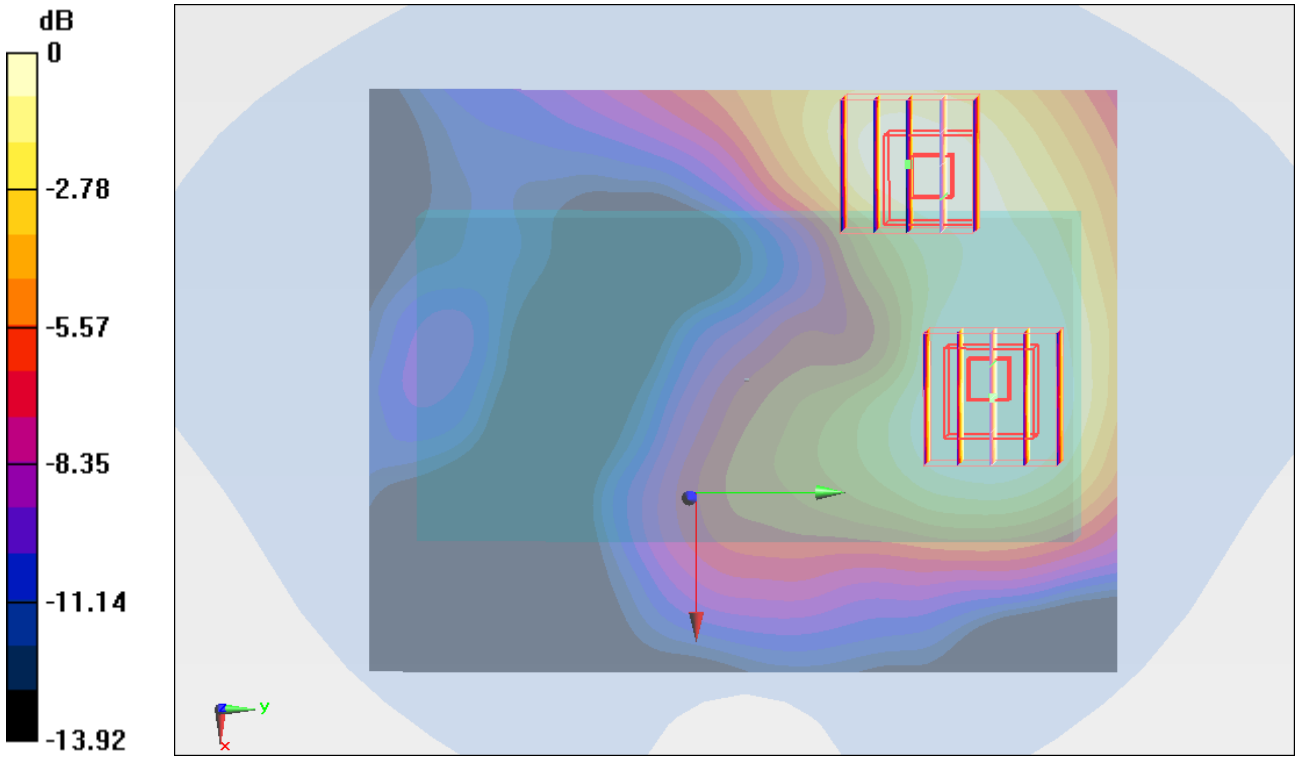


0 dB = 0.060mW/g

## #29 WCDMA IV_RMC12.2K_Back_0cm_Ch1413_Keypad1_Holster

**DUT: 162005**

Communication System: WCDMA; Frequency: 1732.6 MHz;Duty Cycle: 1:1
Medium: MSL_1800_111006 Medium parameters used: f = 1733 MHz; $\sigma$ = 1.5 mho/m; $\varepsilon_r$ = 52.062; $\rho$ = 1000 kg/m$^3$
Ambient Temperature：22.2 ℃; Liquid Temperature：21.2 ℃

DASY5 Configuration:
- Probe: ES3DV3 - SN3270; ConvF(4.87, 4.87, 4.87); Calibrated: 2011/9/12
- Sensor-Surface: 4mm (Mechanical Surface Detection)
- Electronics: DAE3 Sn577; Calibrated: 2011/1/13
- Phantom: SAM Left; Type: QD000P40CD; Serial: TP:1542
- Measurement SW: DASY52, Version 52.6 (2); SEMCAD X Version 14.4.5 (3634)

**Ch1413/Area Scan (61x91x1):** Measurement grid: dx=20mm, dy=20mm
Maximum value of SAR (interpolated) = 0.259 mW/g

**Ch1413/Zoom Scan (5x5x7)/Cube 0:** Measurement grid: dx=8mm, dy=8mm, dz=5mm
Reference Value = 5.761 V/m; Power Drift = -0.16 dB
Peak SAR (extrapolated) = 0.446 W/kg
**SAR(1 g) = 0.273 mW/g; SAR(10 g) = 0.162 mW/g**
Maximum value of SAR (measured) = 0.288 mW/g

**Ch1413/Zoom Scan (5x5x7)/Cube 1:** Measurement grid: dx=8mm, dy=8mm, dz=5mm
Reference Value = 5.761 V/m; Power Drift = -0.16 dB
Peak SAR (extrapolated) = 0.326 W/kg
**SAR(1 g) = 0.189 mW/g; SAR(10 g) = 0.100 mW/g**
Maximum value of SAR (measured) = 0.205 mW/g

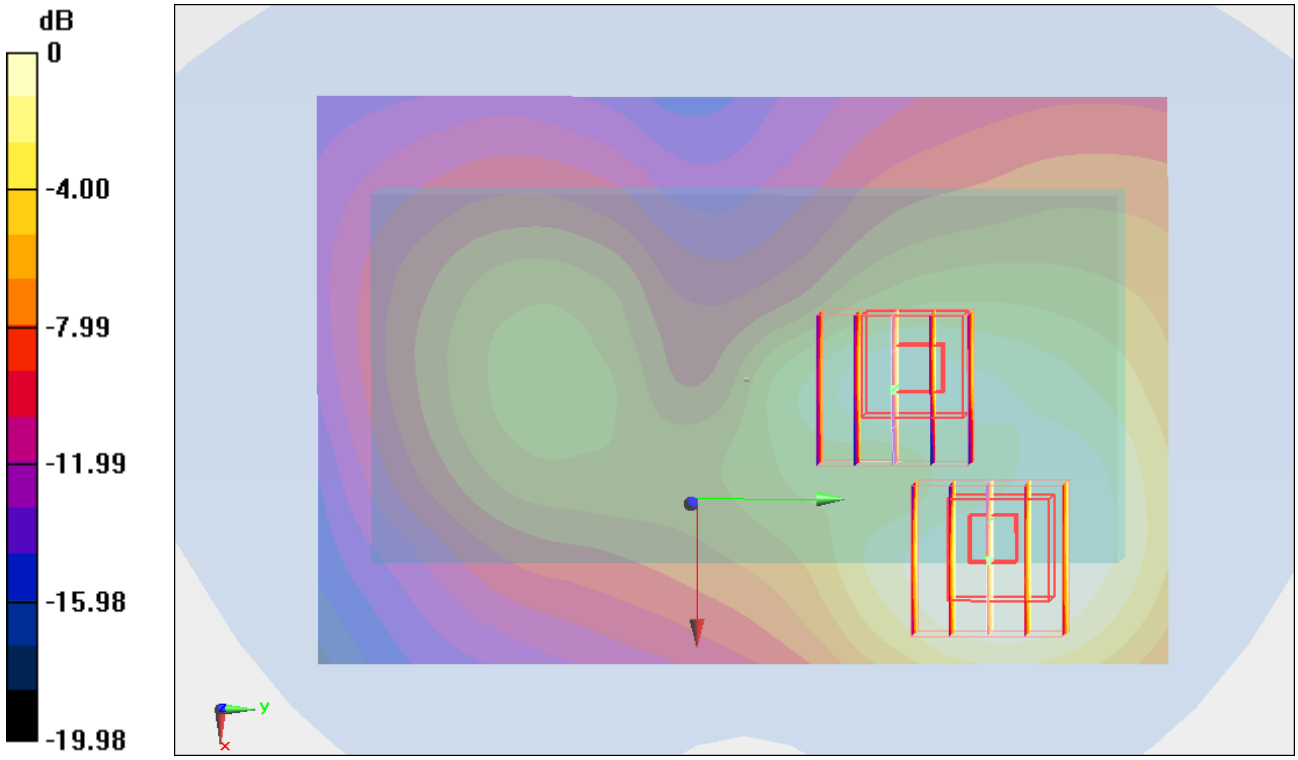


0 dB = 0.200mW/g

## #29 WCDMA IV_RMC12.2K_Back_0cm_Ch1413_Keypad1_Holster_2D

**DUT: 162005**

Communication System: WCDMA; Frequency: 1732.6 MHz;Duty Cycle: 1:1
Medium: MSL_1800_111006 Medium parameters used: f = 1733 MHz; $\sigma$ = 1.5 mho/m; $\varepsilon_r$ = 52.062; $\rho$ = 1000 kg/m$^3$
Ambient Temperature：22.2 ℃; Liquid Temperature：21.2 ℃

DASY5 Configuration:
- Probe: ES3DV3 - SN3270; ConvF(4.87, 4.87, 4.87); Calibrated: 2011/9/12
- Sensor-Surface: 4mm (Mechanical Surface Detection)
- Electronics: DAE3 Sn577; Calibrated: 2011/1/13
- Phantom: SAM Left; Type: QD000P40CD; Serial: TP:1542
- Measurement SW: DASY52, Version 52.6 (2); SEMCAD X Version 14.4.5 (3634)

**Ch1413/Area Scan (61x91x1):** Measurement grid: dx=20mm, dy=20mm
Maximum value of SAR (interpolated) = 0.259 mW/g

**Ch1413/Zoom Scan (5x5x7)/Cube 0:** Measurement grid: dx=8mm, dy=8mm, dz=5mm
Reference Value = 5.761 V/m; Power Drift = -0.16 dB
Peak SAR (extrapolated) = 0.446 W/kg
**SAR(1 g) = 0.273 mW/g; SAR(10 g) = 0.162 mW/g**
Maximum value of SAR (measured) = 0.288 mW/g

**Ch1413/Zoom Scan (5x5x7)/Cube 1:** Measurement grid: dx=8mm, dy=8mm, dz=5mm
Reference Value = 5.761 V/m; Power Drift = -0.16 dB
Peak SAR (extrapolated) = 0.326 W/kg
**SAR(1 g) = 0.189 mW/g; SAR(10 g) = 0.100 mW/g**
Maximum value of SAR (measured) = 0.205 mW/g

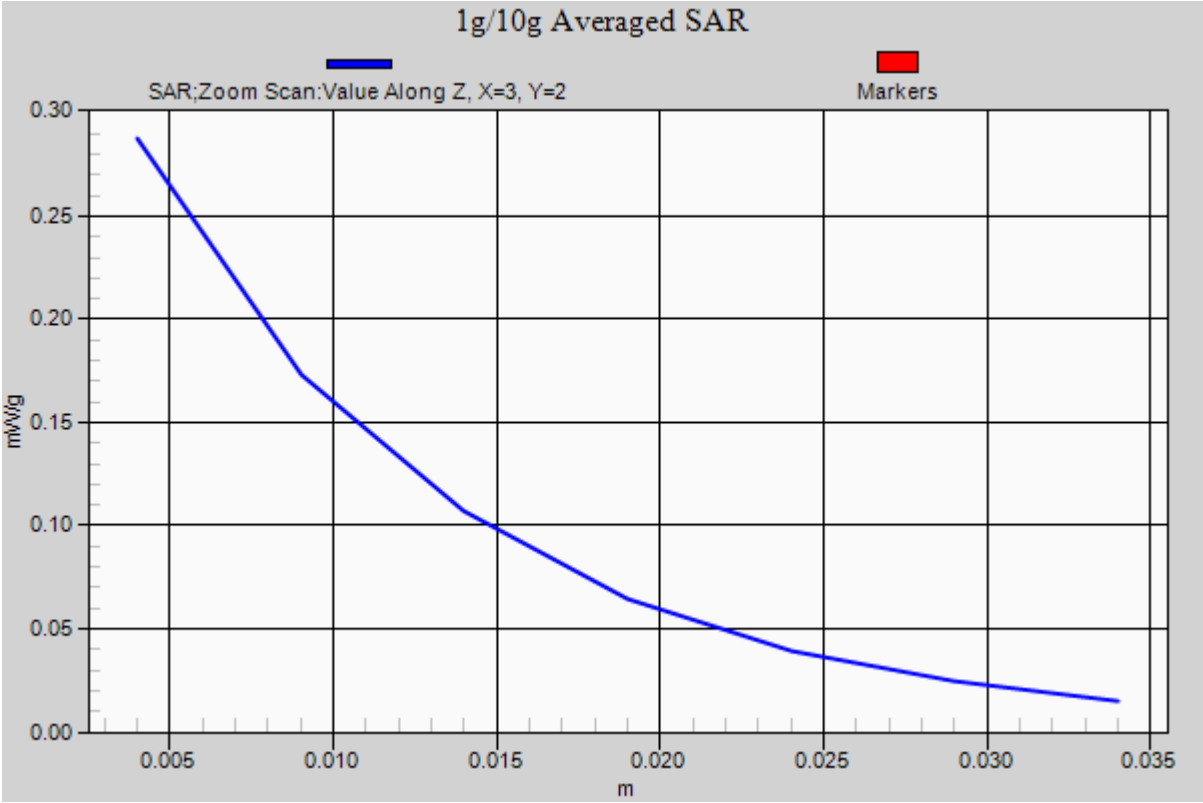
1g/10g Averaged SAR
SAR;Zoom Scan:Value Along Z, X=3, Y=2
Markers
mW/g
0.30
0.25
0.20
0.15
0.10
0.05
0.00
0.005
0.010
0.015
0.020
0.025
0.030
0.035
m

## #30 WCDMA IV_RMC12.2K_Back_0cm_Ch1413_Keypad2_Holster

**DUT: 162005**

Communication System: WCDMA; Frequency: 1732.6 MHz;Duty Cycle: 1:1
Medium: MSL_1800_111006 Medium parameters used: f = 1733 MHz; $\sigma$ = 1.5 mho/m; $\varepsilon_r$ = 52.062; $\rho$ = 1000 kg/m$^3$
Ambient Temperature：22.2 ℃; Liquid Temperature：21.2 ℃

DASY5 Configuration:
- Probe: ES3DV3 - SN3270; ConvF(4.87, 4.87, 4.87); Calibrated: 2011/9/12
- Sensor-Surface: 4mm (Mechanical Surface Detection)
- Electronics: DAE3 Sn577; Calibrated: 2011/1/13
- Phantom: SAM Left; Type: QD000P40CD; Serial: TP:1542
- Measurement SW: DASY52, Version 52.6 (2); SEMCAD X Version 14.4.5 (3634)

**Ch1413/Area Scan (61x91x1):** Measurement grid: dx=20mm, dy=20mm
Maximum value of SAR (interpolated) = 0.259 mW/g

**Ch1413/Zoom Scan (5x5x7)/Cube 0:** Measurement grid: dx=8mm, dy=8mm, dz=5mm
Reference Value = 5.005 V/m; Power Drift = -0.11 dB
Peak SAR (extrapolated) = 0.428 W/kg
**SAR(1 g) = 0.268 mW/g; SAR(10 g) = 0.160 mW/g**
Maximum value of SAR (measured) = 0.283 mW/g

**Ch1413/Zoom Scan (5x5x7)/Cube 1:** Measurement grid: dx=8mm, dy=8mm, dz=5mm
Reference Value = 5.005 V/m; Power Drift = -0.11 dB
Peak SAR (extrapolated) = 0.351 W/kg
**SAR(1 g) = 0.198 mW/g; SAR(10 g) = 0.104 mW/g**
Maximum value of SAR (measured) = 0.206 mW/g

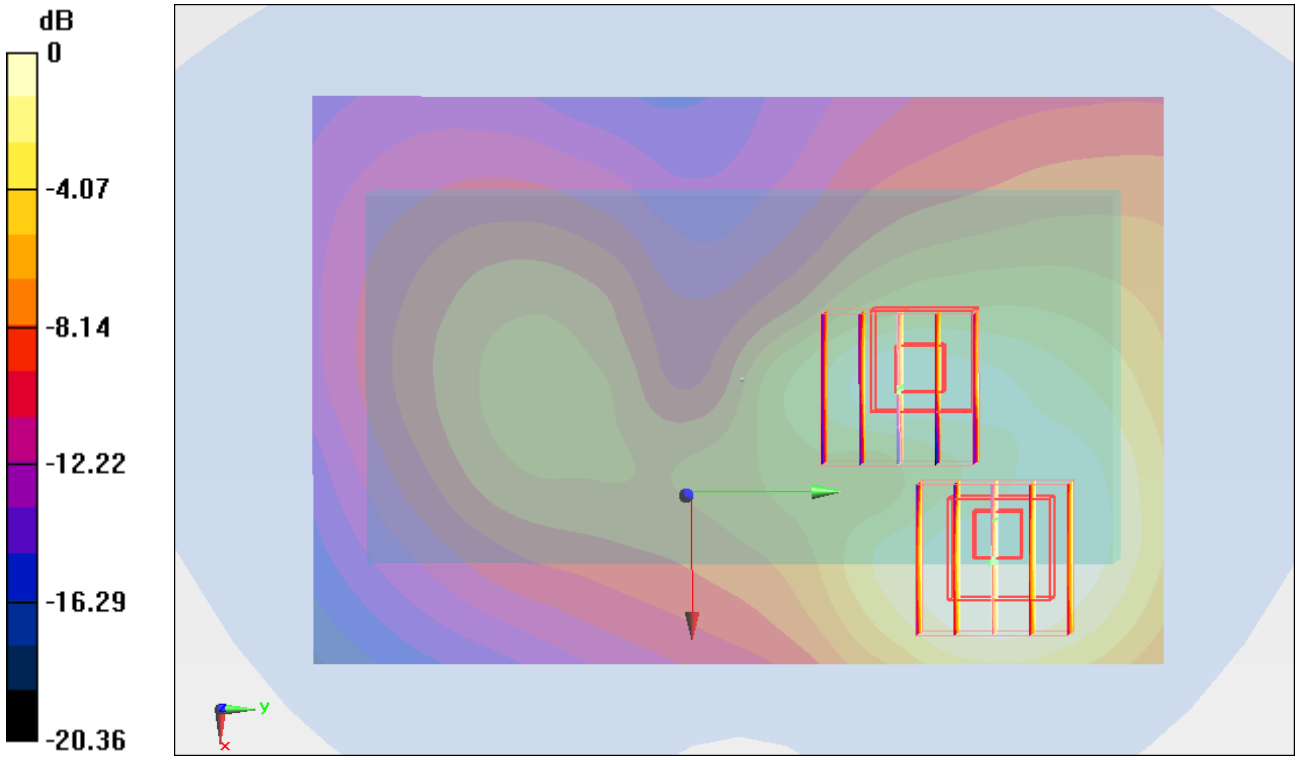


0 dB = 0.210mW/g

Test Laboratory: Sporton International Inc. SAR/HAC Testing Lab Date: 2011/10/6

## #25 WCDMA II_RMC12.2K_Front_0cm_Ch9400_Keypad1_Holster

**DUT: 162005**

Communication System: WCDMA; Frequency: 1880 MHz;Duty Cycle: 1:1
Medium: MSL_1900_111006 Medium parameters used: f = 1880 MHz; $\sigma$ = 1.481 mho/m; $\varepsilon_r$ = 53.093; $\rho$ = 1000 kg/m$^3$
Ambient Temperature：22.5 ℃； Liquid Temperature：21.5 ℃

DASY5 Configuration:
- Probe: ES3DV3 - SN3270; ConvF(4.64, 4.64, 4.64); Calibrated: 2011/9/12
- Sensor-Surface: 4mm (Mechanical Surface Detection)
- Electronics: DAE3 Sn577; Calibrated: 2011/1/13
- Phantom: SAM Left; Type: QD000P40CD; Serial: TP:1542
- Measurement SW: DASY52, Version 52.6 (2); SEMCAD X Version 14.4.5 (3634)

**Ch9400/Area Scan (61x91x1):** Measurement grid: dx=20mm, dy=20mm
Maximum value of SAR (interpolated) = 0.172 mW/g

**Ch9400/Zoom Scan (5x5x7)/Cube 0:** Measurement grid: dx=8mm, dy=8mm, dz=5mm
Reference Value = 3.941 V/m; Power Drift = 0.17 dB
Peak SAR (extrapolated) = 0.237 W/kg
**SAR(1 g) = 0.143 mW/g; SAR(10 g) = 0.086 mW/g**
Maximum value of SAR (measured) = 0.154 mW/g

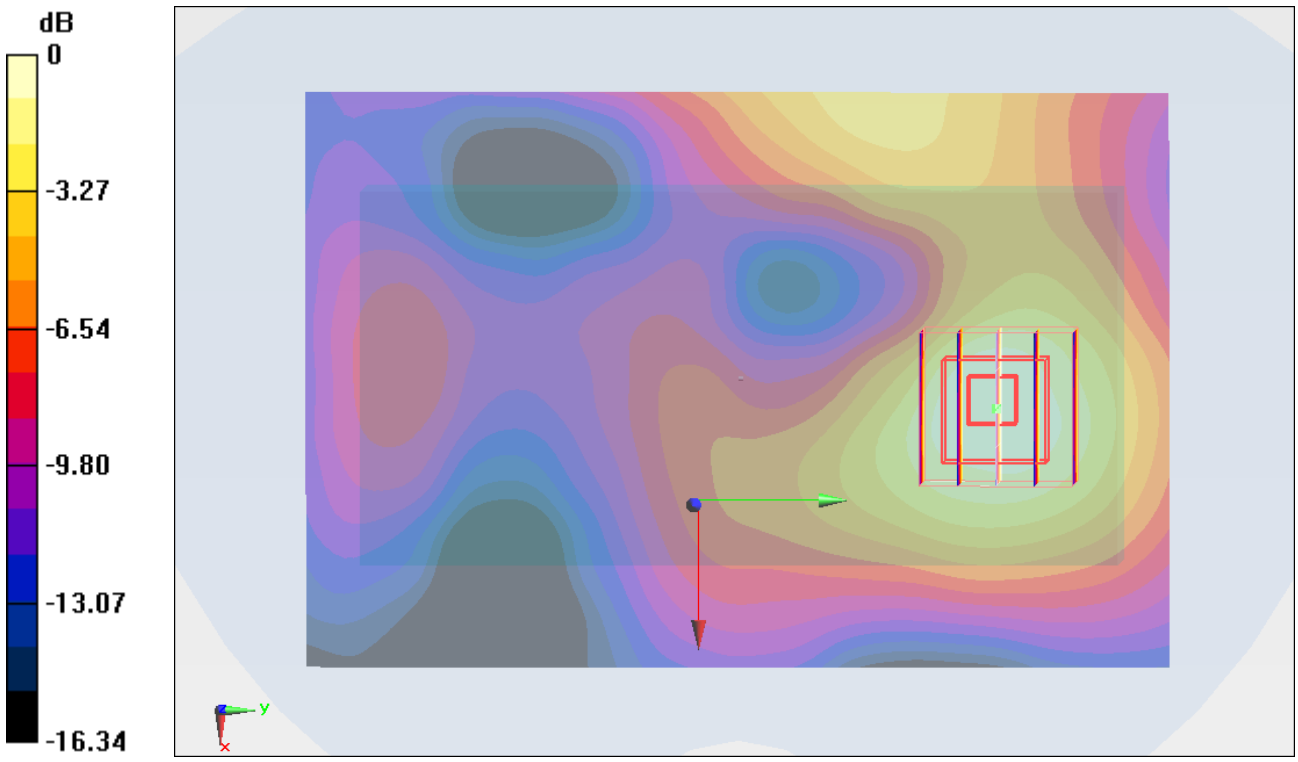


0 dB = 0.150mW/g

Test Laboratory: Sporton International Inc. SAR/HAC Testing Lab Date: 2011/10/6

## #26 WCDMA II_RMC12.2K_Back_0cm_Ch9400_Keypad1_Holster

**DUT: 162005**

Communication System: WCDMA; Frequency: 1880 MHz;Duty Cycle: 1:1
Medium: MSL_1900_111006 Medium parameters used: f = 1880 MHz; $\sigma$ = 1.481 mho/m; $\varepsilon_r$ = 53.093; $\rho$ = 1000 kg/m$^3$
Ambient Temperature：22.5 ℃； Liquid Temperature：21.5 ℃

DASY5 Configuration:
- Probe: ES3DV3 - SN3270; ConvF(4.64, 4.64, 4.64); Calibrated: 2011/9/12
- Sensor-Surface: 4mm (Mechanical Surface Detection)
- Electronics: DAE3 Sn577; Calibrated: 2011/1/13
- Phantom: SAM Left; Type: QD000P40CD; Serial: TP:1542
- Measurement SW: DASY52, Version 52.6 (2); SEMCAD X Version 14.4.5 (3634)

**Ch9400/Area Scan (61x91x1):** Measurement grid: dx=20mm, dy=20mm
Maximum value of SAR (interpolated) = 0.320 mW/g

**Ch9400/Zoom Scan (5x5x7)/Cube 0:** Measurement grid: dx=8mm, dy=8mm, dz=5mm
Reference Value = 6.176 V/m; Power Drift = -0.09 dB
Peak SAR (extrapolated) = 0.535 W/kg
**SAR(1 g) = 0.324 mW/g; SAR(10 g) = 0.192 mW/g**
Maximum value of SAR (measured) = 0.344 mW/g

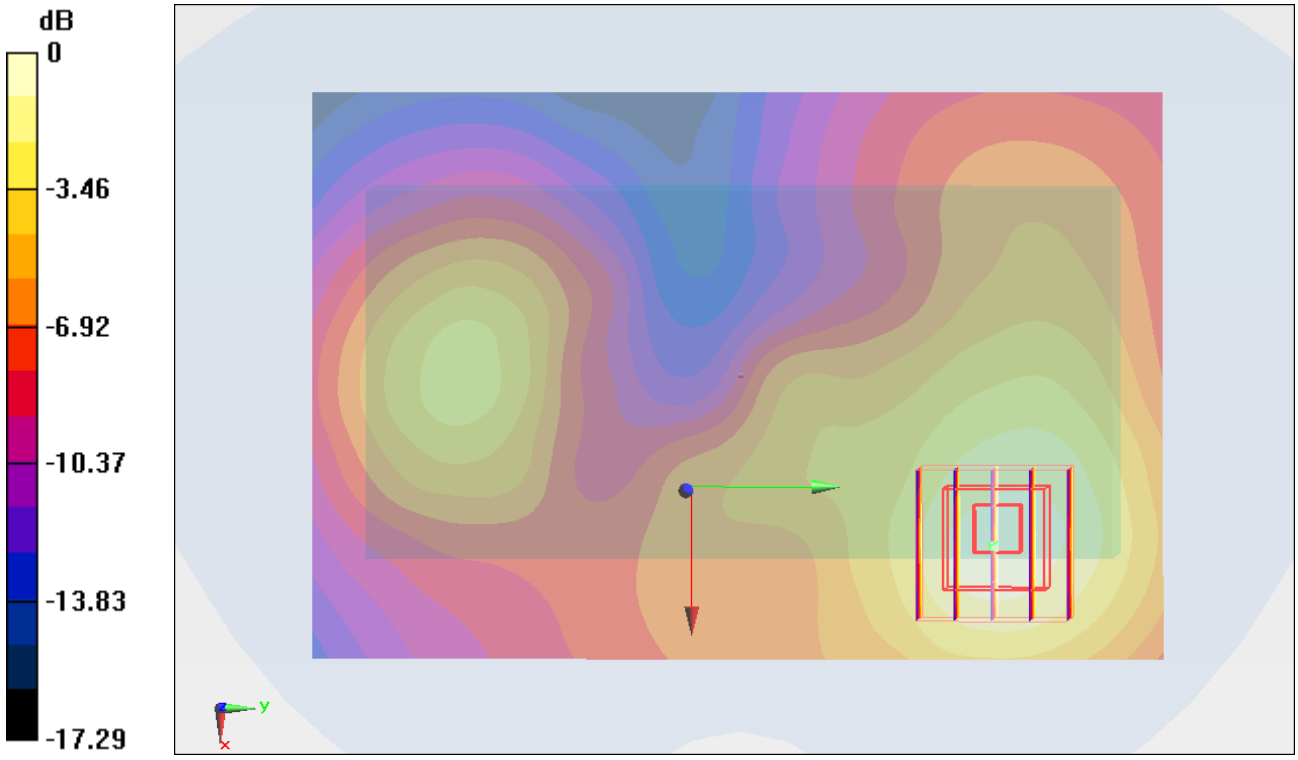


0 dB = 0.340mW/g

Test Laboratory: Sporton International Inc. SAR/HAC Testing Lab Date: 2011/10/6

## #26 WCDMA II_RMC12.2K_Back_0cm_Ch9400_Keypad1_Holster_2D

**DUT: 162005**

Communication System: WCDMA; Frequency: 1880 MHz;Duty Cycle: 1:1
Medium: MSL_1900_111006 Medium parameters used: f = 1880 MHz; $\sigma$ = 1.481 mho/m; $\varepsilon_r$ = 53.093; $\rho$ = 1000 kg/m$^3$
Ambient Temperature：22.5 ℃； Liquid Temperature：21.5 ℃

DASY5 Configuration:
- Probe: ES3DV3 - SN3270; ConvF(4.64, 4.64, 4.64); Calibrated: 2011/9/12
- Sensor-Surface: 4mm (Mechanical Surface Detection)
- Electronics: DAE3 Sn577; Calibrated: 2011/1/13
- Phantom: SAM Left; Type: QD000P40CD; Serial: TP:1542
- Measurement SW: DASY52, Version 52.6 (2); SEMCAD X Version 14.4.5 (3634)

**Ch9400/Area Scan (61x91x1):** Measurement grid: dx=20mm, dy=20mm
Maximum value of SAR (interpolated) = 0.320 mW/g

**Ch9400/Zoom Scan (5x5x7)/Cube 0:** Measurement grid: dx=8mm, dy=8mm, dz=5mm
Reference Value = 6.176 V/m; Power Drift = -0.09 dB
Peak SAR (extrapolated) = 0.535 W/kg
**SAR(1 g) = 0.324 mW/g; SAR(10 g) = 0.192 mW/g**
Maximum value of SAR (measured) = 0.344 mW/g

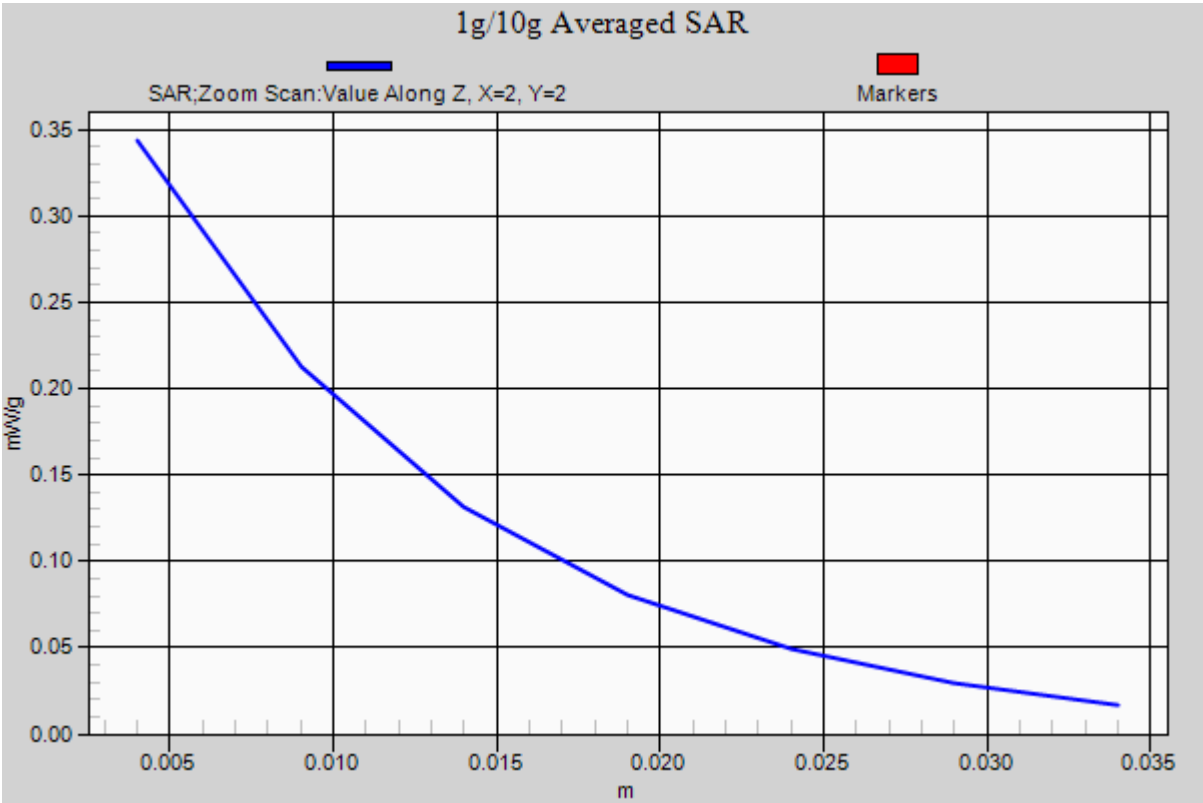

Test Laboratory: Sporton International Inc. SAR/HAC Testing Lab Date: 2011/10/6

## #27 WCDMA II_RMC12.2K_Back_0cm_Ch9400_Keypad2_Holster

**DUT: 162005**

Communication System: WCDMA; Frequency: 1880 MHz;Duty Cycle: 1:1
Medium: MSL_1900_111006 Medium parameters used: f = 1880 MHz; $\sigma$ = 1.481 mho/m; $\varepsilon_r$ = 53.093; $\rho$ = 1000 kg/m$^3$
Ambient Temperature：22.5 ℃； Liquid Temperature：21.5 ℃

DASY5 Configuration:
- Probe: ES3DV3 - SN3270; ConvF(4.64, 4.64, 4.64); Calibrated: 2011/9/12
- Sensor-Surface: 4mm (Mechanical Surface Detection)
- Electronics: DAE3 Sn577; Calibrated: 2011/1/13
- Phantom: SAM Left; Type: QD000P40CD; Serial: TP:1542
- Measurement SW: DASY52, Version 52.6 (2); SEMCAD X Version 14.4.5 (3634)

**Ch9400/Area Scan (61x91x1):** Measurement grid: dx=20mm, dy=20mm
Maximum value of SAR (interpolated) = 0.309 mW/g

**Ch9400/Zoom Scan (5x5x7)/Cube 0:** Measurement grid: dx=8mm, dy=8mm, dz=5mm
Reference Value = 5.987 V/m; Power Drift = -0.03 dB
Peak SAR (extrapolated) = 0.517 W/kg
**SAR(1 g) = 0.311 mW/g; SAR(10 g) = 0.184 mW/g**
Maximum value of SAR (measured) = 0.334 mW/g

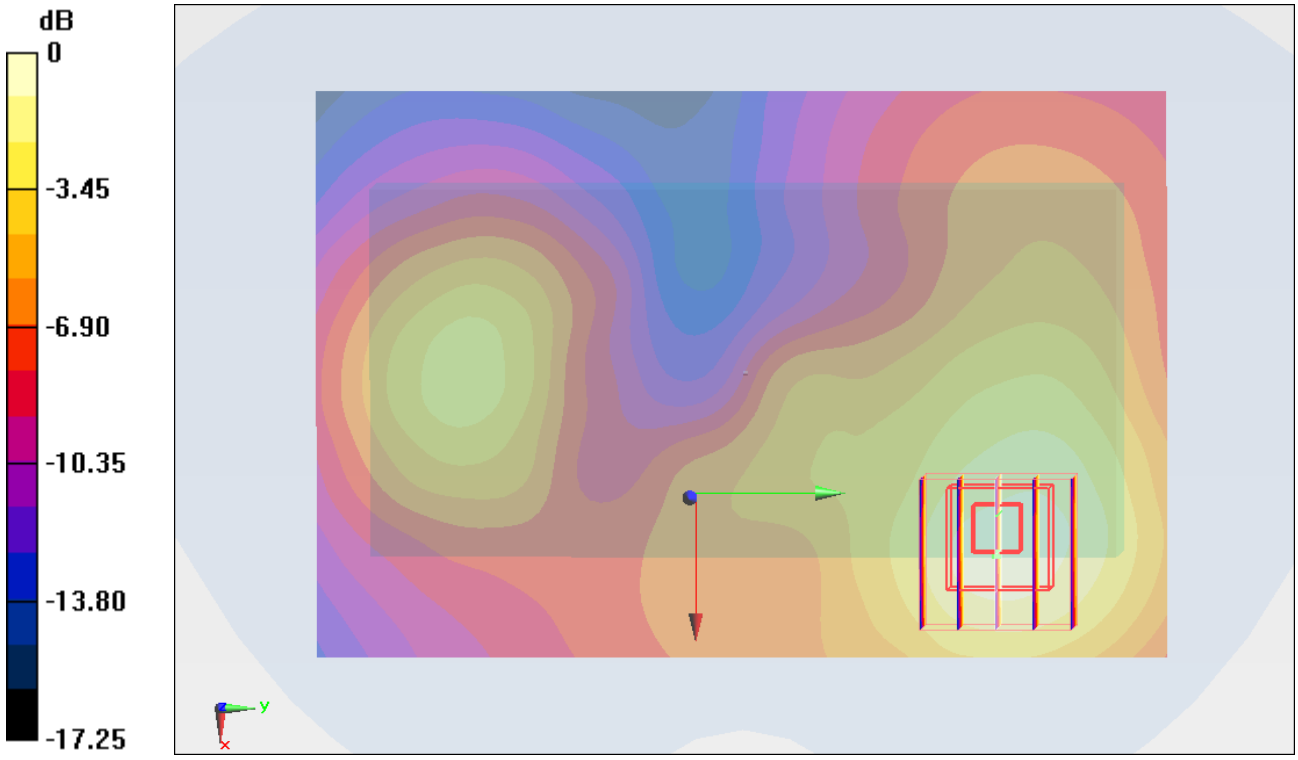


0 dB = 0.330mW/g

## #37 CDMA2000 BC0_RC3+SO32_Front_0cm_Ch384_Keypad1

**DUT: 162005**

Communication System: CDMA ; Frequency: 836.52 MHz;Duty Cycle: 1:1
Medium: MSL_850_111007 Medium parameters used: f = 837 MHz; σ = 0.956 mho/m; $\varepsilon_r$ = 52.727; ρ = 1000 kg/m$^3$
Ambient Temperature：22.2 ℃； Liquid Temperature：21.2 ℃

DASY5 Configuration:
- Probe: ES3DV3 - SN3270; ConvF(6.16, 6.16, 6.16); Calibrated: 2011/9/12
- Sensor-Surface: 4mm (Mechanical Surface Detection)
- Electronics: DAE3 Sn577; Calibrated: 2011/1/13
- Phantom: SAM Right; Type: QD000P40CD; Serial: TP:1644
- Measurement SW: DASY52, Version 52.6 (2); SEMCAD X Version 14.4.5 (3634)

**Ch384/Area Scan (61x91x1):** Measurement grid: dx=20mm, dy=20mm
Maximum value of SAR (interpolated) = 0.308 mW/g

**Ch384/Zoom Scan (5x5x7)/Cube 0:** Measurement grid: dx=8mm, dy=8mm, dz=5mm
Reference Value = 12.264 V/m; Power Drift = -0.10 dB
Peak SAR (extrapolated) = 0.455 W/kg
**SAR(1 g) = 0.293 mW/g; SAR(10 g) = 0.202 mW/g**
Maximum value of SAR (measured) = 0.315 mW/g

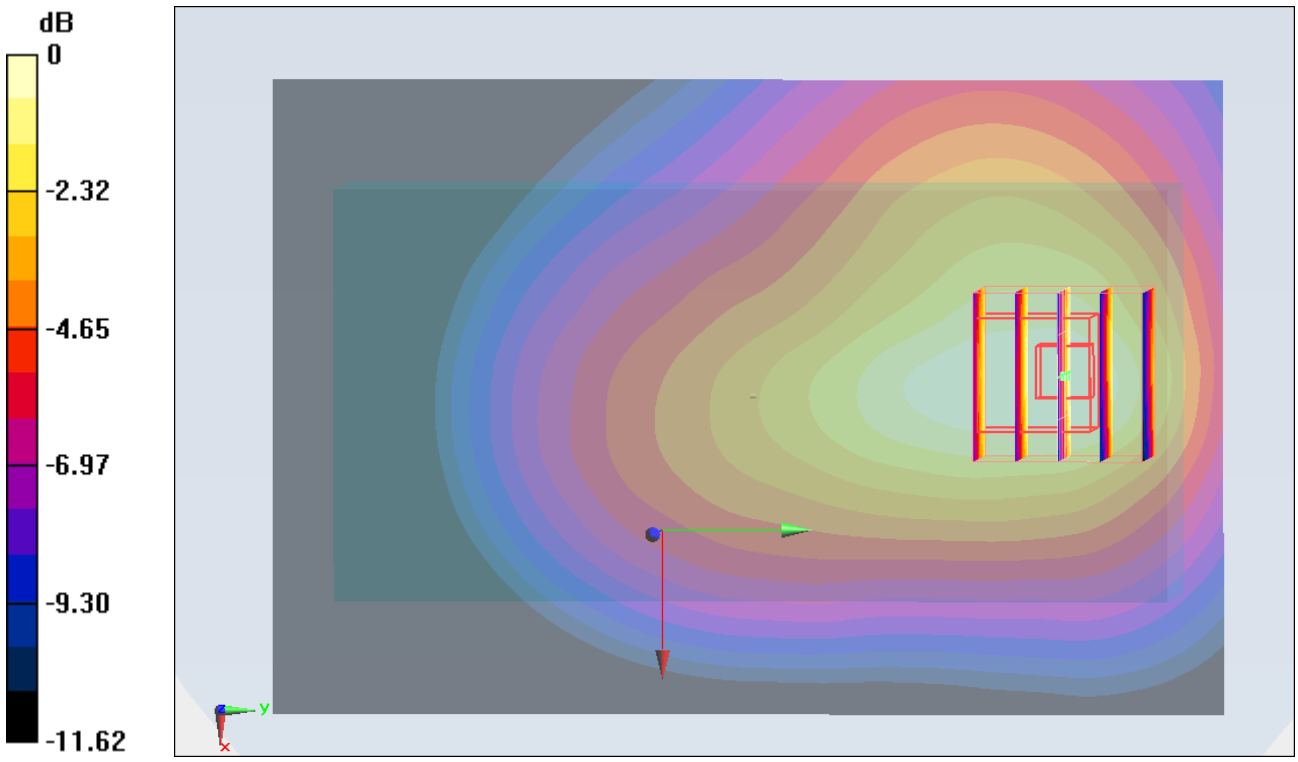


0 dB = 0.310mW/g

## #38 CDMA2000 BC0_RC3+SO32_Back_0cm_Ch384_Keypad1

**DUT: 162005**

Communication System: CDMA ; Frequency: 836.52 MHz;Duty Cycle: 1:1
Medium: MSL_850_111007 Medium parameters used: f = 837 MHz; $\sigma$ = 0.956 mho/m; $\varepsilon_r$ = 52.727; $\rho$ = 1000 kg/m$^3$
Ambient Temperature：22.2 ℃； Liquid Temperature：21.2 ℃

DASY5 Configuration:
- Probe: ES3DV3 - SN3270; ConvF(6.16, 6.16, 6.16); Calibrated: 2011/9/12
- Sensor-Surface: 4mm (Mechanical Surface Detection)
- Electronics: DAE3 Sn577; Calibrated: 2011/1/13
- Phantom: SAM Right; Type: QD000P40CD; Serial: TP:1644
- Measurement SW: DASY52, Version 52.6 (2); SEMCAD X Version 14.4.5 (3634)

**Ch384/Area Scan (61x91x1):** Measurement grid: dx=20mm, dy=20mm
Maximum value of SAR (interpolated) = 0.357 mW/g

**Ch384/Zoom Scan (5x5x7)/Cube 0:** Measurement grid: dx=8mm, dy=8mm, dz=5mm
Reference Value = 15.571 V/m; Power Drift = 0.0013 dB
Peak SAR (extrapolated) = 0.473 W/kg
**SAR(1 g) = 0.344 mW/g; SAR(10 g) = 0.245 mW/g**
Maximum value of SAR (measured) = 0.359 mW/g

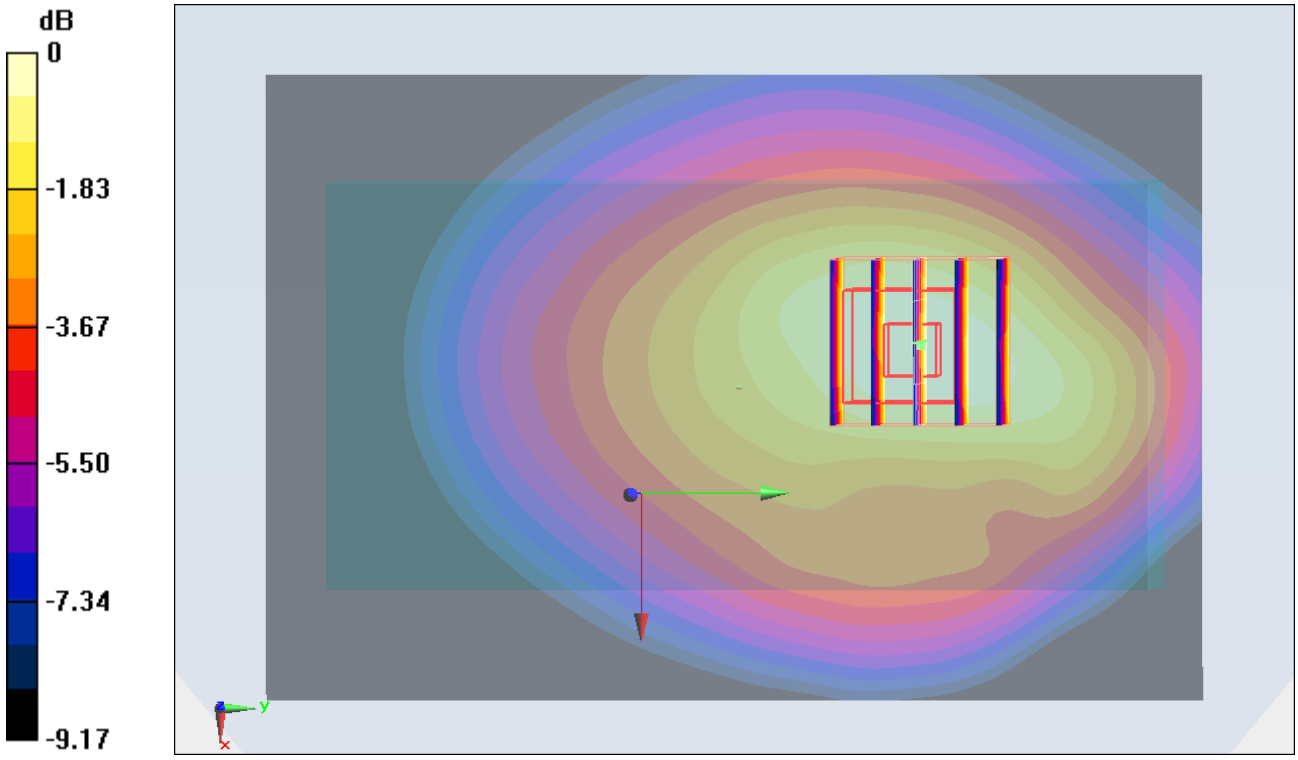


0 dB = 0.360mW/g

Test Laboratory: Sporton International Inc. SAR/HAC Testing Lab Date: 2011/10/7

## #38 CDMA2000 BC0_RC3+SO32_Back_0cm_Ch384_Keypad1_2D

**DUT: 162005**

Communication System: CDMA ; Frequency: 836.52 MHz;Duty Cycle: 1:1
Medium: MSL_850_111007 Medium parameters used: f = 837 MHz; σ = 0.956 mho/m; $\varepsilon_r$ = 52.727; ρ = 1000 kg/m$^3$
Ambient Temperature：22.2 ℃； Liquid Temperature：21.2 ℃

DASY5 Configuration:
- Probe: ES3DV3 - SN3270; ConvF(6.16, 6.16, 6.16); Calibrated: 2011/9/12
- Sensor-Surface: 4mm (Mechanical Surface Detection)
- Electronics: DAE3 Sn577; Calibrated: 2011/1/13
- Phantom: SAM Right; Type: QD000P40CD; Serial: TP:1644
- Measurement SW: DASY52, Version 52.6 (2); SEMCAD X Version 14.4.5 (3634)

**Ch384/Area Scan (61x91x1):** Measurement grid: dx=20mm, dy=20mm
Maximum value of SAR (interpolated) = 0.357 mW/g

**Ch384/Zoom Scan (5x5x7)/Cube 0:** Measurement grid: dx=8mm, dy=8mm, dz=5mm
Reference Value = 15.571 V/m; Power Drift = 0.0013 dB
Peak SAR (extrapolated) = 0.473 W/kg
**SAR(1 g) = 0.344 mW/g; SAR(10 g) = 0.245 mW/g**
Maximum value of SAR (measured) = 0.359 mW/g

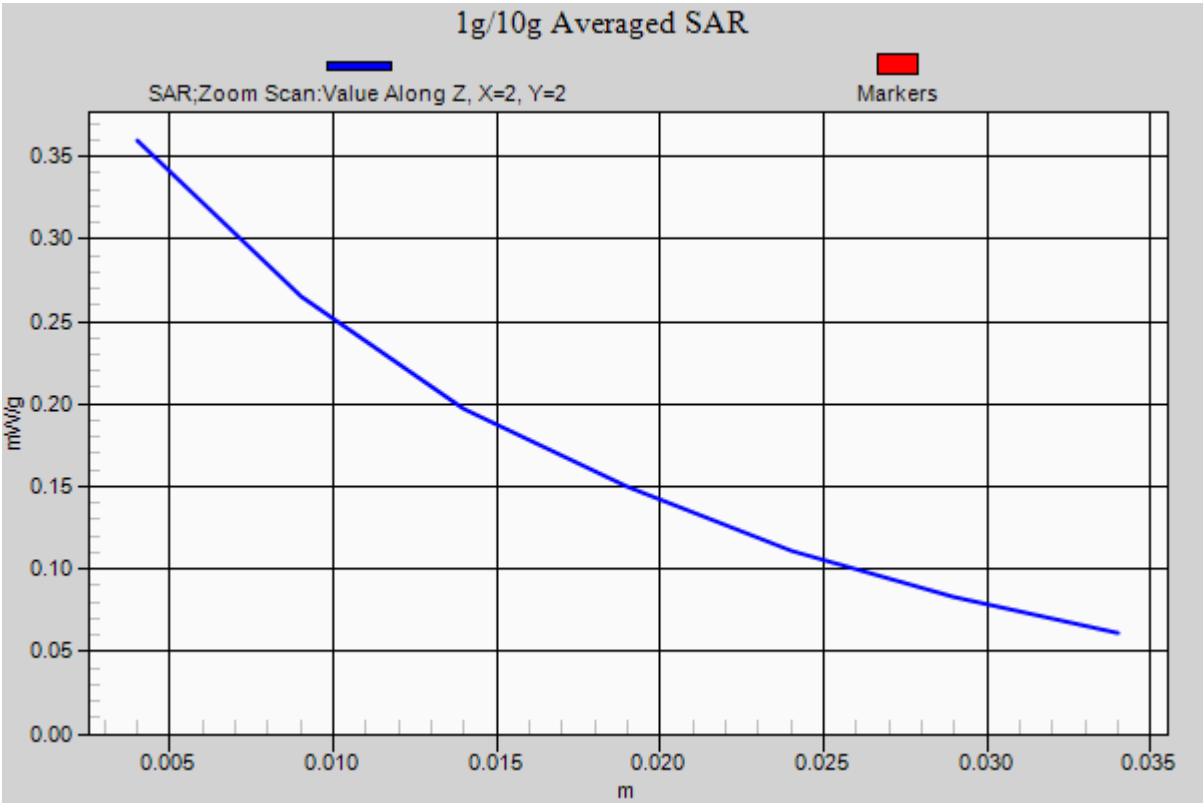

## #39 CDMA2000 BC0_RC3+SO32_Back_0cm_Ch384_Keypad2

**DUT: 162005**

Communication System: CDMA ; Frequency: 836.52 MHz;Duty Cycle: 1:1
Medium: MSL_850_111007 Medium parameters used: f = 837 MHz; $\sigma$ = 0.956 mho/m; $\varepsilon_r$ = 52.727; $\rho$ = 1000 kg/m$^3$
Ambient Temperature：22.2 ℃； Liquid Temperature：21.2 ℃

DASY5 Configuration:
- Probe: ES3DV3 - SN3270; ConvF(6.16, 6.16, 6.16); Calibrated: 2011/9/12
- Sensor-Surface: 4mm (Mechanical Surface Detection)
- Electronics: DAE3 Sn577; Calibrated: 2011/1/13
- Phantom: SAM Right; Type: QD000P40CD; Serial: TP:1644
- Measurement SW: DASY52, Version 52.6 (2); SEMCAD X Version 14.4.5 (3634)

**Ch384/Area Scan (61x91x1):** Measurement grid: dx=20mm, dy=20mm
Maximum value of SAR (interpolated) = 0.336 mW/g

**Ch384/Zoom Scan (5x5x7)/Cube 0:** Measurement grid: dx=8mm, dy=8mm, dz=5mm
Reference Value = 15.188 V/m; Power Drift = 0.02 dB
Peak SAR (extrapolated) = 0.443 W/kg
**SAR(1 g) = 0.325 mW/g; SAR(10 g) = 0.232 mW/g**
Maximum value of SAR (measured) = 0.340 mW/g

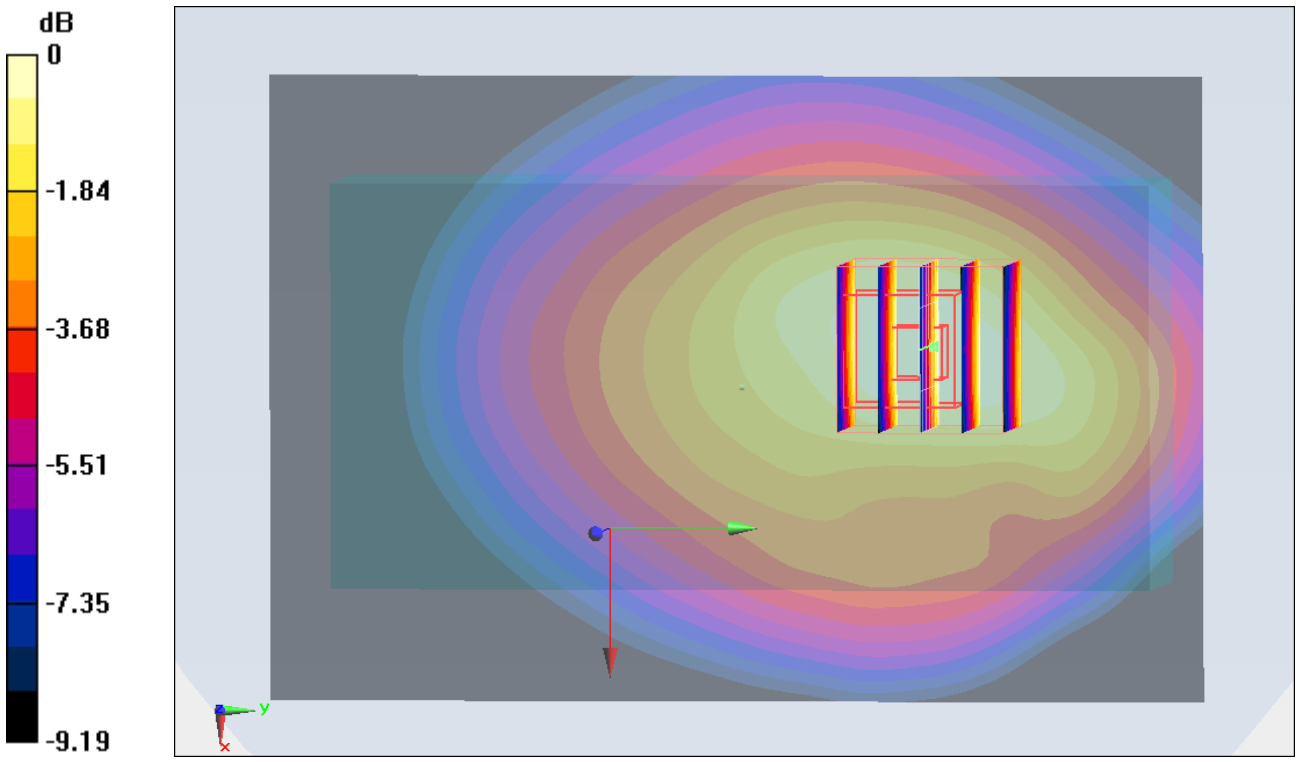


0 dB = 0.340mW/g

Test Laboratory: Sporton International Inc. SAR/HAC Testing Lab Date: 2011/10/7

## #40 CDMA2000 BC1_RC3+SO32_Front_0cm_Ch25_Keypad1_Holster

**DUT: 162005**

Communication System: CDMA ; Frequency: 1851.25 MHz;Duty Cycle: 1:1
Medium: MSL_1900_111007 Medium parameters used : f = 1851.25 MHz; $\sigma$ = 1.47 mho/m; $\varepsilon_r$ = 51.405; $\rho$ = 1000 kg/m$^3$
Ambient Temperature：22.3 ℃； Liquid Temperature：21.3 ℃

DASY5 Configuration:
- Probe: ES3DV3 - SN3270; ConvF(4.64, 4.64, 4.64); Calibrated: 2011/9/12
- Sensor-Surface: 4mm (Mechanical Surface Detection)
- Electronics: DAE3 Sn577; Calibrated: 2011/1/13
- Phantom: SAM Left; Type: QD000P40CD; Serial: TP:1542
- Measurement SW: DASY52, Version 52.6 (2); SEMCAD X Version 14.4.5 (3634)

**Ch25/Area Scan (61x91x1):** Measurement grid: dx=20mm, dy=20mm
Maximum value of SAR (interpolated) = 0.145 mW/g

**Ch25/Zoom Scan (5x5x7)/Cube 0:** Measurement grid: dx=8mm, dy=8mm, dz=5mm
Reference Value = 4.073 V/m; Power Drift = -0.03 dB
Peak SAR (extrapolated) = 0.221 W/kg
**SAR(1 g) = 0.135 mW/g; SAR(10 g) = 0.081 mW/g**
Maximum value of SAR (measured) = 0.147 mW/g

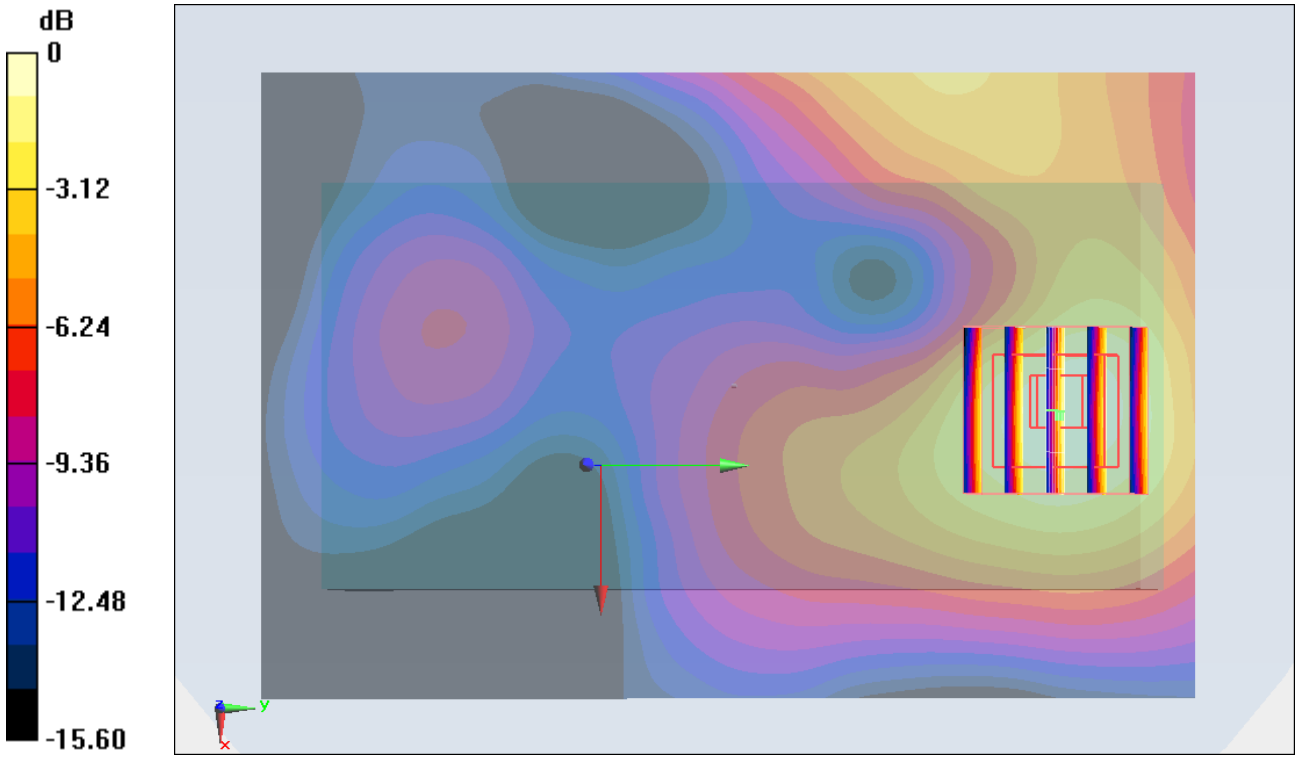


0 dB = 0.150mW/g

Test Laboratory: Sporton International Inc. SAR/HAC Testing Lab Date: 2011/10/7

## #41 CDMA2000 BC1_RC3+SO32_Back_0cm_Ch25_Keypad1_Holster

**DUT: 162005**

Communication System: CDMA ; Frequency: 1851.25 MHz;Duty Cycle: 1:1
Medium: MSL_1900_111007 Medium parameters used : f = 1851.25 MHz; $\sigma$ = 1.47 mho/m; $\varepsilon_r$ = 51.405; $\rho$ = 1000 kg/m$^3$
Ambient Temperature：22.3 ℃； Liquid Temperature：21.3 ℃

DASY5 Configuration:
- Probe: ES3DV3 - SN3270; ConvF(4.64, 4.64, 4.64); Calibrated: 2011/9/12
- Sensor-Surface: 4mm (Mechanical Surface Detection)
- Electronics: DAE3 Sn577; Calibrated: 2011/1/13
- Phantom: SAM Left; Type: QD000P40CD; Serial: TP:1542
- Measurement SW: DASY52, Version 52.6 (2); SEMCAD X Version 14.4.5 (3634)

**Ch25/Area Scan (61x91x1):** Measurement grid: dx=20mm, dy=20mm
Maximum value of SAR (interpolated) = 0.318 mW/g

**Ch25/Zoom Scan (5x5x7)/Cube 0:** Measurement grid: dx=8mm, dy=8mm, dz=5mm
Reference Value = 4.925 V/m; Power Drift = -0.095 dB
Peak SAR (extrapolated) = 0.897 W/kg
**SAR(1 g) = 0.390 mW/g; SAR(10 g) = 0.201 mW/g**
Maximum value of SAR (measured) = 0.322 mW/g

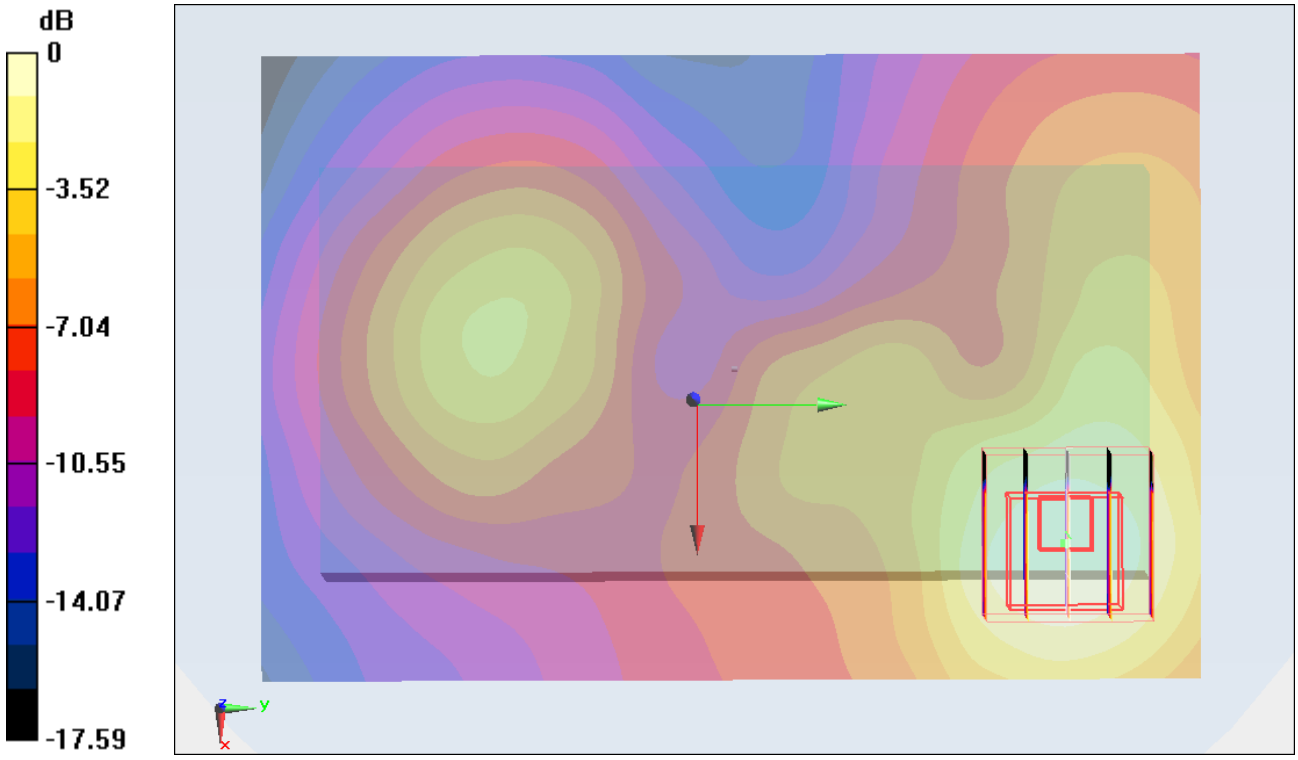


0 dB = 0.320mW/g

## #41 CDMA2000 BC1_RC3+SO32_Back_0cm_Ch25_Keypad1_Holster_2D

**DUT: 162005**

Communication System: CDMA ; Frequency: 1851.25 MHz;Duty Cycle: 1:1
Medium: MSL_1900_111007 Medium parameters used : f = 1851.25 MHz; $\sigma$ = 1.47 mho/m; $\varepsilon_r$ = 51.405; $\rho$ = 1000 kg/m$^3$
Ambient Temperature：22.3 ℃; Liquid Temperature：21.3 ℃

DASY5 Configuration:
- Probe: ES3DV3 - SN3270; ConvF(4.64, 4.64, 4.64); Calibrated: 2011/9/12
- Sensor-Surface: 4mm (Mechanical Surface Detection)
- Electronics: DAE3 Sn577; Calibrated: 2011/1/13
- Phantom: SAM Left; Type: QD000P40CD; Serial: TP:1542
- Measurement SW: DASY52, Version 52.6 (2); SEMCAD X Version 14.4.5 (3634)

**Ch25/Area Scan (61x91x1):** Measurement grid: dx=20mm, dy=20mm
Maximum value of SAR (interpolated) = 0.318 mW/g

**Ch25/Zoom Scan (5x5x7)/Cube 0:** Measurement grid: dx=8mm, dy=8mm, dz=5mm
Reference Value = 4.925 V/m; Power Drift = -0.095 dB
Peak SAR (extrapolated) = 0.897 W/kg
**SAR(1 g) = 0.390 mW/g; SAR(10 g) = 0.201 mW/g**
Maximum value of SAR (measured) = 0.322 mW/g

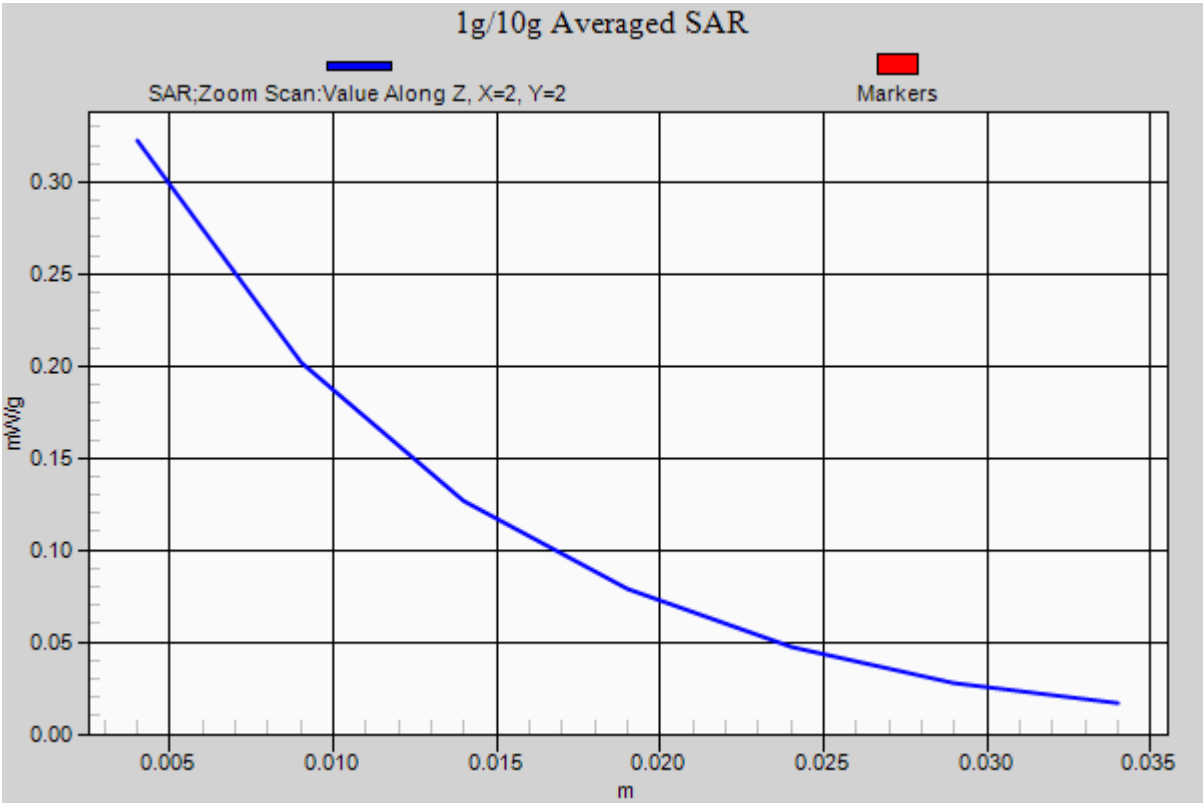

Test Laboratory: Sporton International Inc. SAR/HAC Testing Lab Date: 2011/10/7

## #42 CDMA2000 BC1_RC3+SO32_Back_0cm_Ch25_Keypad2_Holster

**DUT: 162005**

Communication System: CDMA ; Frequency: 1851.25 MHz;Duty Cycle: 1:1
Medium: MSL_1900_111007 Medium parameters used : f = 1851.25 MHz; $\sigma$ = 1.47 mho/m; $\varepsilon_r$ = 51.405; $\rho$ = 1000 kg/m$^3$
Ambient Temperature：22.3 ℃； Liquid Temperature：21.3 ℃

DASY5 Configuration:
- Probe: ES3DV3 - SN3270; ConvF(4.64, 4.64, 4.64); Calibrated: 2011/9/12
- Sensor-Surface: 4mm (Mechanical Surface Detection)
- Electronics: DAE3 Sn577; Calibrated: 2011/1/13
- Phantom: SAM Left; Type: QD000P40CD; Serial: TP:1542
- Measurement SW: DASY52, Version 52.6 (2); SEMCAD X Version 14.4.5 (3634)

**Ch25/Area Scan (61x91x1):** Measurement grid: dx=20mm, dy=20mm
Maximum value of SAR (interpolated) = 0.321 mW/g

**Ch25/Zoom Scan (5x5x7)/Cube 0:** Measurement grid: dx=8mm, dy=8mm, dz=5mm
Reference Value = 4.898 V/m; Power Drift = -0.07 dB
Peak SAR (extrapolated) = 0.522 W/kg
**SAR(1 g) = 0.320 mW/g; SAR(10 g) = 0.192 mW/g**
Maximum value of SAR (measured) = 0.337 mW/g

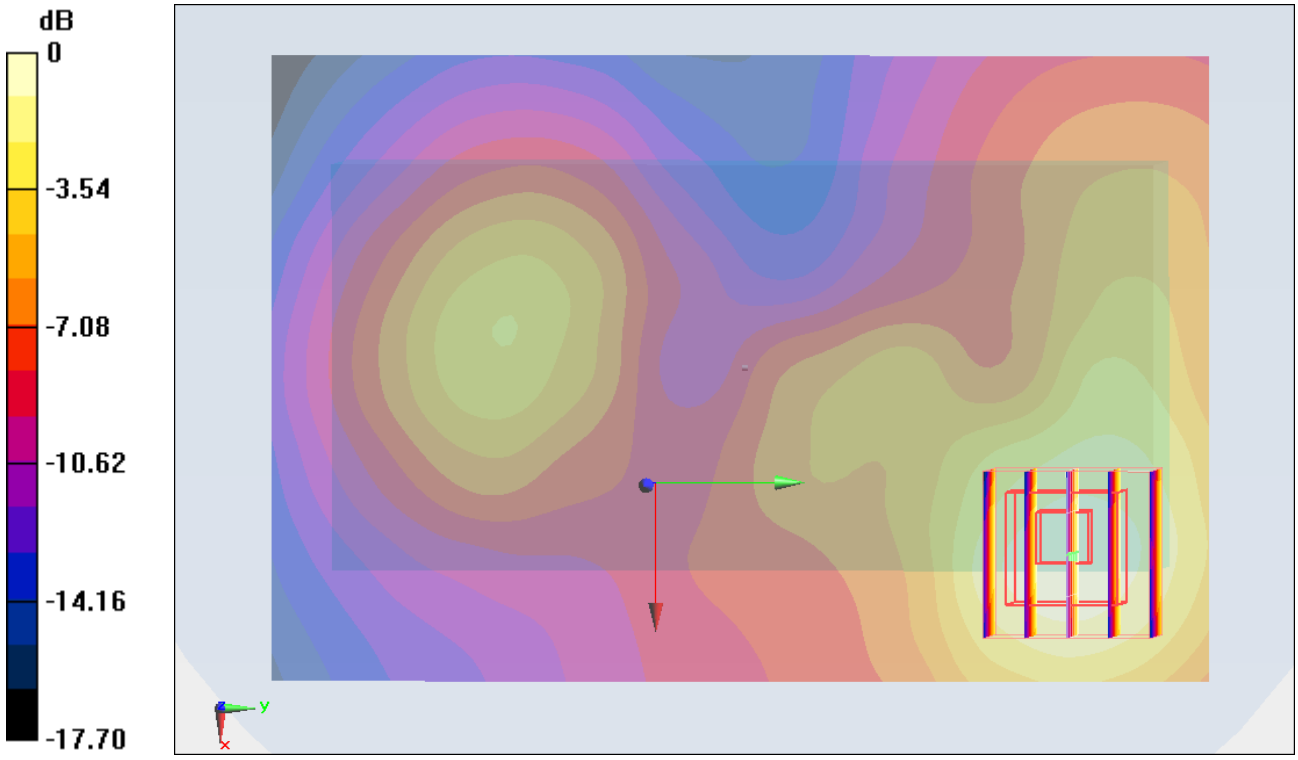


0 dB = 0.340mW/g

## #67 802.11b_Front_0cm_Ch6_Keypad1_Holster

**DUT: 162005**

Communication System: 802.11b ; Frequency: 2437 MHz;Duty Cycle: 1:1
Medium: MSL_2450_111012 Medium parameters used: f = 2437 MHz; $\sigma$ = 1.91 mho/m; $\varepsilon_r$ = 53.6; $\rho$ = 1000 kg/m$^3$
Ambient Temperature：22.4 ℃; Liquid Temperature：21.4 ℃

DASY4 Configuration:
- Probe: ES3DV3 - SN3270; ConvF(4.28, 4.28, 4.28); Calibrated: 2011-09-12
- Sensor-Surface: 4mm (Mechanical Surface Detection)
- Electronics: DAE3 Sn577; Calibrated: 2011-01-13
- Phantom: SAM_Right; Type: SAM; Serial: TP-1303
- Measurement SW: DASY4, V4.7 Build 80; Postprocessing SW: SEMCAD, V1.8 Build 186

**Ch6/Area Scan (61x91x1):** Measurement grid: dx=20mm, dy=20mm
Maximum value of SAR (interpolated) = 0.013 mW/g

**Ch6/Zoom Scan (5x5x7)/Cube 0:** Measurement grid: dx=8mm, dy=8mm, dz=5mm
Reference Value = 1.62 V/m; Power Drift = -0.005 dB
Peak SAR (extrapolated) = 0.030 W/kg
**SAR(1 g) = 0.013 mW/g; SAR(10 g) = 0.00654 mW/g**
Maximum value of SAR (measured) = 0.014 mW/g

**Ch6/Zoom Scan (5x5x7)/Cube 1:** Measurement grid: dx=8mm, dy=8mm, dz=5mm
Reference Value = 1.62 V/m; Power Drift = -0.005 dB
Peak SAR (extrapolated) = 0.021 W/kg
**SAR(1 g) = 0.00939 mW/g; SAR(10 g) = 0.00465 mW/g**
Maximum value of SAR (measured) = 0.010 mW/g

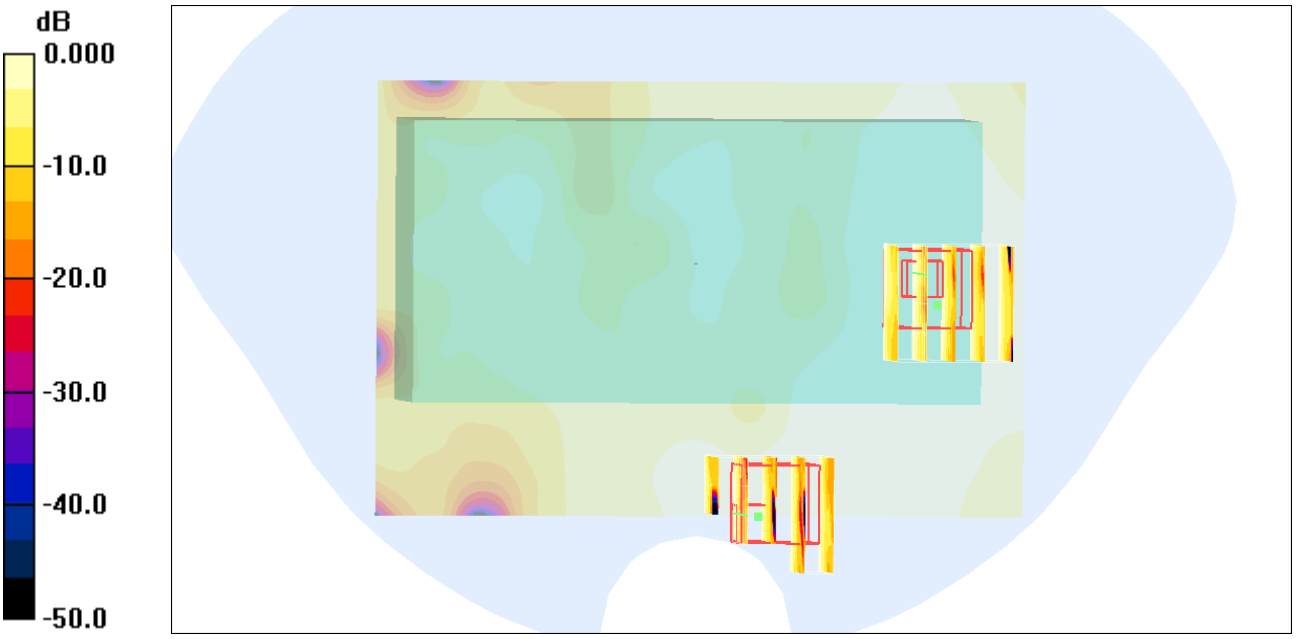


0 dB = 0.010mW/g

## #68 802.11b_Back_0cm_Ch6_Keypad1_Holster

**DUT: 162005**

Communication System: 802.11b ; Frequency: 2437 MHz;Duty Cycle: 1:1
Medium: MSL_2450_111012 Medium parameters used: f = 2437 MHz; $\sigma$ = 1.91 mho/m; $\varepsilon_r$ = 53.6; $\rho$ = 1000 kg/m$^3$
Ambient Temperature：22.4 ℃; Liquid Temperature：21.4 ℃

DASY4 Configuration:
- Probe: ES3DV3 - SN3270; ConvF(4.28, 4.28, 4.28); Calibrated: 2011-09-12
- Sensor-Surface: 4mm (Mechanical Surface Detection)
- Electronics: DAE3 Sn577; Calibrated: 2011-01-13
- Phantom: SAM_Right; Type: SAM; Serial: TP-1303
- Measurement SW: DASY4, V4.7 Build 80; Postprocessing SW: SEMCAD, V1.8 Build 186

**Ch6/Area Scan (51x91x1):** Measurement grid: dx=20mm, dy=20mm
Maximum value of SAR (interpolated) = 0.066 mW/g

**Ch6/Zoom Scan (5x5x7)/Cube 0:** Measurement grid: dx=8mm, dy=8mm, dz=5mm
Reference Value = 3.83 V/m; Power Drift = -0.081 dB
Peak SAR (extrapolated) = 0.180 W/kg
**SAR(1 g) = 0.09 mW/g; SAR(10 g) = 0.043 mW/g**
Maximum value of SAR (measured) = 0.093 mW/g

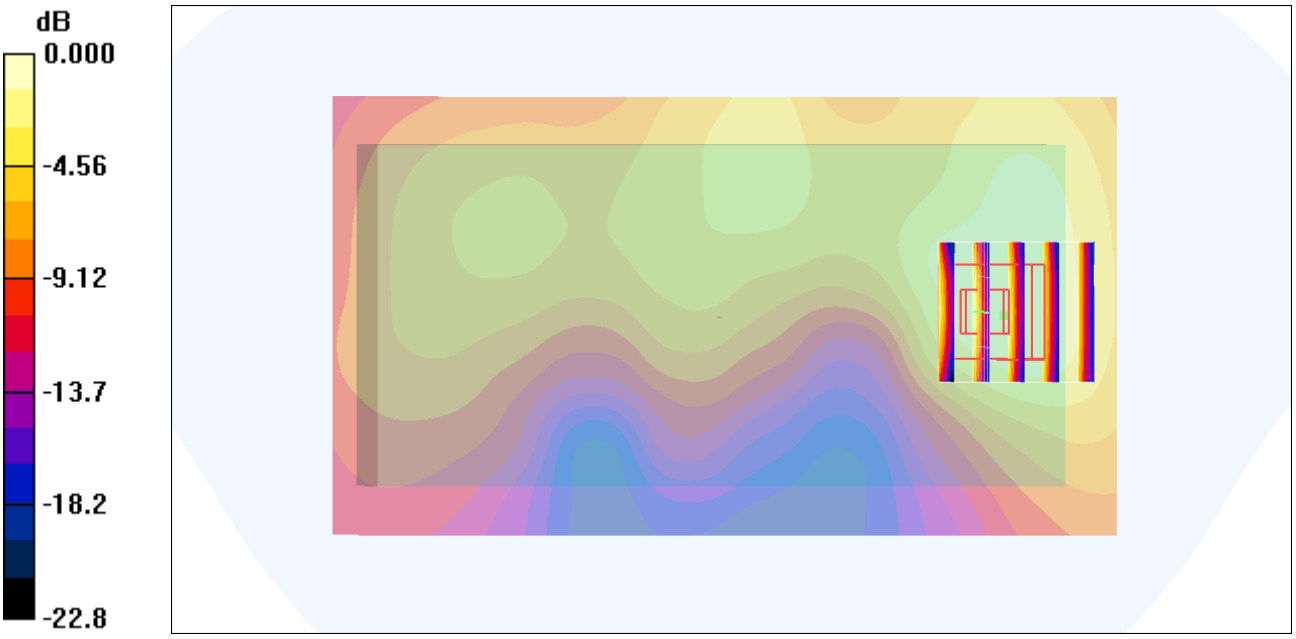


0 dB = 0.093mW/g

## #68 802.11b_Back_0cm_Ch6_Keypad1_Holster_2D

**DUT: 162005**

Communication System: 802.11b ; Frequency: 2437 MHz;Duty Cycle: 1:1
Medium: MSL_2450_111012 Medium parameters used: f = 2437 MHz; $\sigma$ = 1.91 mho/m; $\varepsilon_r$ = 53.6; $\rho$ = 1000 kg/m$^3$
Ambient Temperature：22.4 ℃; Liquid Temperature：21.4 ℃

DASY4 Configuration:
- Probe: ES3DV3 - SN3270; ConvF(4.28, 4.28, 4.28); Calibrated: 2011-09-12
- Sensor-Surface: 4mm (Mechanical Surface Detection)
- Electronics: DAE3 Sn577; Calibrated: 2011-01-13
- Phantom: SAM_Right; Type: SAM; Serial: TP-1303
- Measurement SW: DASY4, V4.7 Build 80; Postprocessing SW: SEMCAD, V1.8 Build 186

**Ch6/Area Scan (51x91x1):** Measurement grid: dx=20mm, dy=20mm
Maximum value of SAR (interpolated) = 0.066 mW/g

**Ch6/Zoom Scan (5x5x7)/Cube 0:** Measurement grid: dx=8mm, dy=8mm, dz=5mm
Reference Value = 3.83 V/m; Power Drift = -0.081 dB
Peak SAR (extrapolated) = 0.180 W/kg
**SAR(1 g) = 0.09 mW/g; SAR(10 g) = 0.043 mW/g**
Maximum value of SAR (measured) = 0.093 mW/g

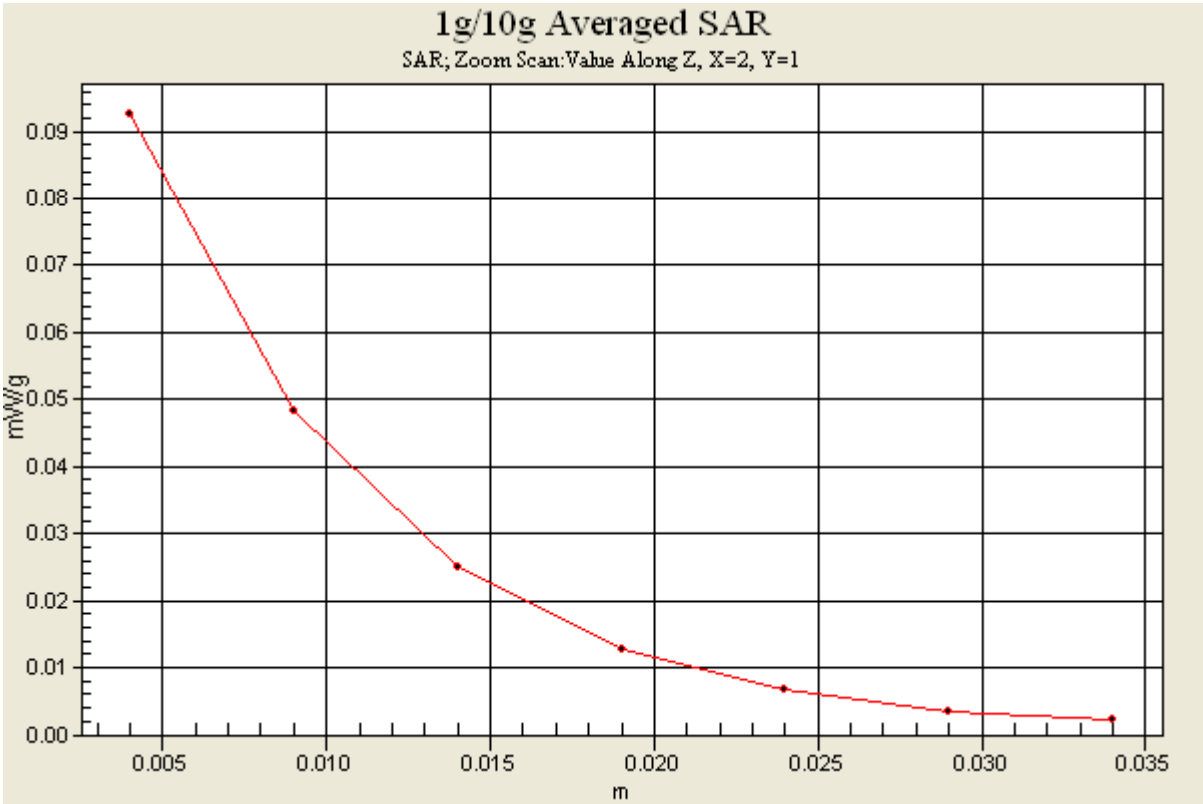

## #69 802.11b_Back_0cm_Ch6_Keypad2_Holster

**DUT: 162005**

Communication System: 802.11b ; Frequency: 2437 MHz;Duty Cycle: 1:1
Medium: MSL_2450_111012 Medium parameters used: f = 2437 MHz; $\sigma$ = 1.91 mho/m; $\varepsilon_r$ = 53.6; $\rho$ = 1000 kg/m$^3$
Ambient Temperature：22.4 ℃; Liquid Temperature：21.4 ℃

DASY4 Configuration:
- Probe: ES3DV3 - SN3270; ConvF(4.28, 4.28, 4.28); Calibrated: 2011-09-12
- Sensor-Surface: 4mm (Mechanical Surface Detection)
- Electronics: DAE3 Sn577; Calibrated: 2011-01-13
- Phantom: SAM_Right; Type: SAM; Serial: TP-1303
- Measurement SW: DASY4, V4.7 Build 80; Postprocessing SW: SEMCAD, V1.8 Build 186

**Ch6/Area Scan (61x91x1):** Measurement grid: dx=20mm, dy=20mm
Maximum value of SAR (interpolated) = 0.098 mW/g

**Ch6/Zoom Scan (5x5x7)/Cube 0:** Measurement grid: dx=8mm, dy=8mm, dz=5mm
Reference Value = 3.77 V/m; Power Drift = 0.024 dB
Peak SAR (extrapolated) = 0.185 W/kg
**SAR(1 g) = 0.089 mW/g; SAR(10 g) = 0.043 mW/g**
Maximum value of SAR (measured) = 0.089 mW/g

**Ch6/Zoom Scan (5x5x7)/Cube 1:** Measurement grid: dx=8mm, dy=8mm, dz=5mm
Reference Value = 3.77 V/m; Power Drift = 0.024 dB
Peak SAR (extrapolated) = 0.160 W/kg
**SAR(1 g) = 0.080 mW/g; SAR(10 g) = 0.043 mW/g**
Maximum value of SAR (measured) = 0.084 mW/g

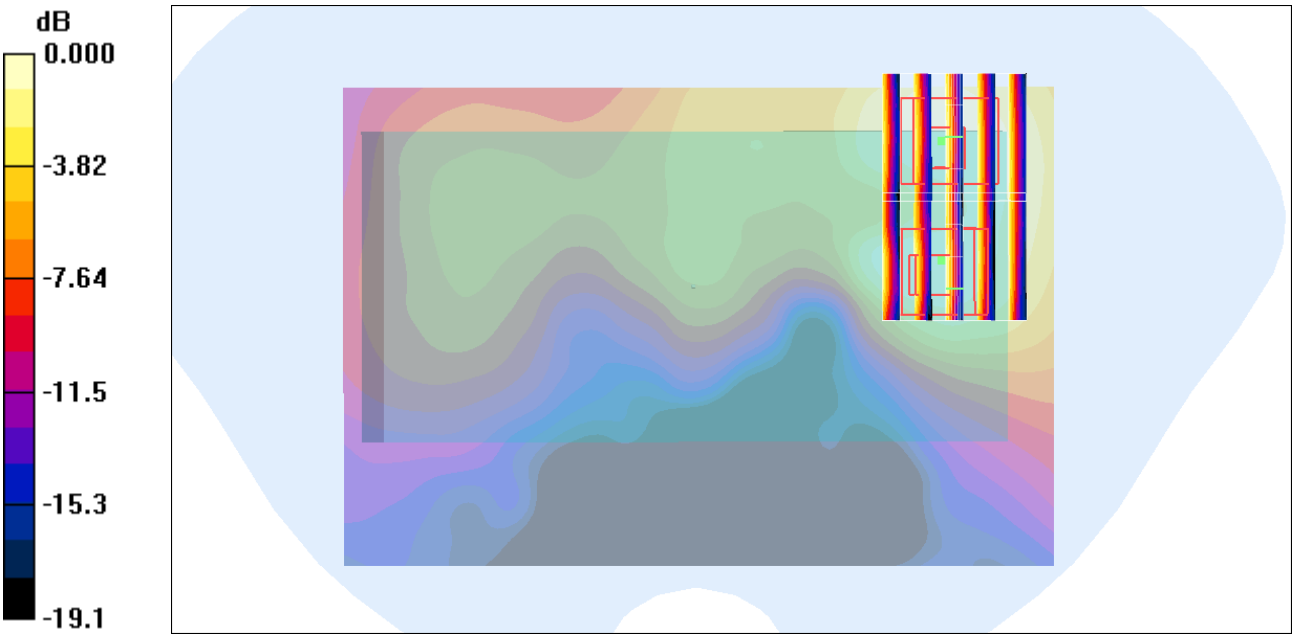


0 dB = 0.084mW/g

## #82 802.11a_Front_0cm_Ch48_Keypad1_Holster

**DUT: 162005**

Communication System: 802.11a; Frequency: 5240 MHz;Duty Cycle: 1:1
Medium: MSL_5G_111027 Medium parameters used : f = 5240 MHz; $\sigma$ = 5.31 mho/m; $\varepsilon_r$ = 47.4; $\rho$ = 1000 kg/m$^3$
Ambient Temperature：22.4 ℃; Liquid Temperature：21.4 ℃

DASY4 Configuration:
- Probe: EX3DV4 - SN3792; ConvF(4.22, 4.22, 4.22); Calibrated: 2011-06-20
- Sensor-Surface: 4mm (Mechanical Surface Detection)Sensor-Surface: 2mm (Mechanical Surface Detection)
- Electronics: DAE4 Sn778; Calibrated: 2011-10-11
- Phantom: SAM_Right; Type: SAM; Serial: TP-1303
- Measurement SW: DASY4, V4.7 Build 80; Postprocessing SW: SEMCAD, V1.8 Build 186

**Ch48/Area Scan (121x181x1):** Measurement grid: dx=10mm, dy=10mm
Maximum value of SAR (interpolated) = 0.022 mW/g

**Ch48/Zoom Scan (8x8x10)/Cube 0:** Measurement grid: dx=4mm, dy=4mm, dz=2.5mm
Reference Value = 0.549 V/m; Power Drift = 0.131 dB
Peak SAR (extrapolated) = 0.338 W/kg
**SAR(1 g) = 0.033 mW/g; SAR(10 g) = 0.013 mW/g**
Maximum value of SAR (measured) = 0.056 mW/g




0 dB = 0.056mW/g

## #83 802.11a_Back_0cm_Ch48_Keypad1_Holster

**DUT: 162005**

Communication System: 802.11a; Frequency: 5240 MHz;Duty Cycle: 1:1
Medium: MSL_5G_111027 Medium parameters used : f = 5240 MHz; $\sigma$ = 5.31 mho/m; $\varepsilon_r$ = 47.4; $\rho$ = 1000 kg/m$^3$
Ambient Temperature：22.4 ℃; Liquid Temperature：21.4 ℃

DASY4 Configuration:
- Probe: EX3DV4 - SN3792; ConvF(4.22, 4.22, 4.22); Calibrated: 2011-06-20
- Sensor-Surface: 4mm (Mechanical Surface Detection)Sensor-Surface: 2mm (Mechanical Surface Detection)
- Electronics: DAE4 Sn778; Calibrated: 2011-10-11
- Phantom: SAM_Right; Type: SAM; Serial: TP-1303
- Measurement SW: DASY4, V4.7 Build 80; Postprocessing SW: SEMCAD, V1.8 Build 186

**Ch48/Area Scan (121x181x1):** Measurement grid: dx=10mm, dy=10mm
Maximum value of SAR (interpolated) = 0.333 mW/g

**Ch48/Zoom Scan (8x8x10)/Cube 0:** Measurement grid: dx=4mm, dy=4mm, dz=2.5mm
Reference Value = 0.721 V/m; Power Drift = -0.174 dB
Peak SAR (extrapolated) = 0.595 W/kg
**SAR(1 g) = 0.181 mW/g; SAR(10 g) = 0.071 mW/g**
Maximum value of SAR (measured) = 0.340 mW/g

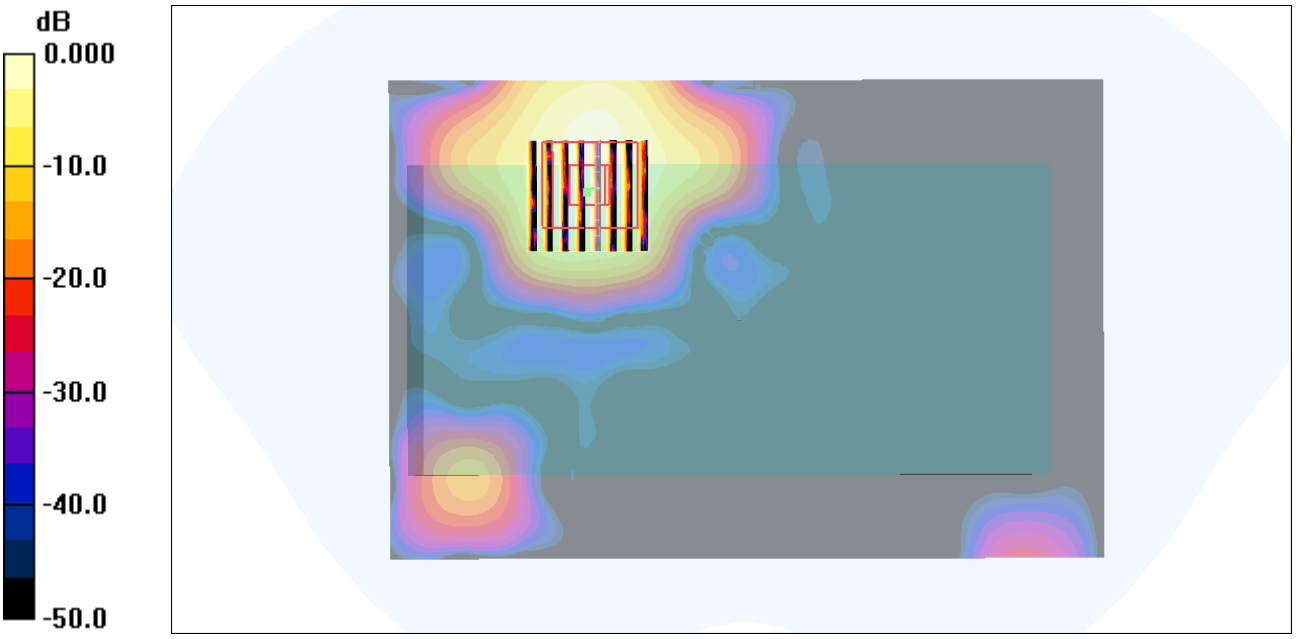


0 dB = 0.340mW/g

## #83 802.11a_Back_0cm_Ch48_Keypad1_Holster_2D

**DUT: 162005**

Communication System: 802.11a; Frequency: 5240 MHz;Duty Cycle: 1:1
Medium: MSL_5G_111027 Medium parameters used : f = 5240 MHz; $\sigma$ = 5.31 mho/m; $\varepsilon_r$ = 47.4; $\rho$ = 1000 kg/m$^3$
Ambient Temperature：22.4 ℃； Liquid Temperature：21.4 ℃

DASY4 Configuration:
- Probe: EX3DV4 - SN3792; ConvF(4.22, 4.22, 4.22); Calibrated: 2011-06-20
- Sensor-Surface: 4mm (Mechanical Surface Detection)Sensor-Surface: 2mm (Mechanical Surface Detection)
- Electronics: DAE4 Sn778; Calibrated: 2011-10-11
- Phantom: SAM_Right; Type: SAM; Serial: TP-1303
- Measurement SW: DASY4, V4.7 Build 80; Postprocessing SW: SEMCAD, V1.8 Build 186

**Ch48/Area Scan (121x181x1):** Measurement grid: dx=10mm, dy=10mm
Maximum value of SAR (interpolated) = 0.333 mW/g

**Ch48/Zoom Scan (8x8x10)/Cube 0:** Measurement grid: dx=4mm, dy=4mm, dz=2.5mm
Reference Value = 0.721 V/m; Power Drift = -0.174 dB
Peak SAR (extrapolated) = 0.595 W/kg
**SAR(1 g) = 0.181 mW/g; SAR(10 g) = 0.071 mW/g**
Maximum value of SAR (measured) = 0.340 mW/g

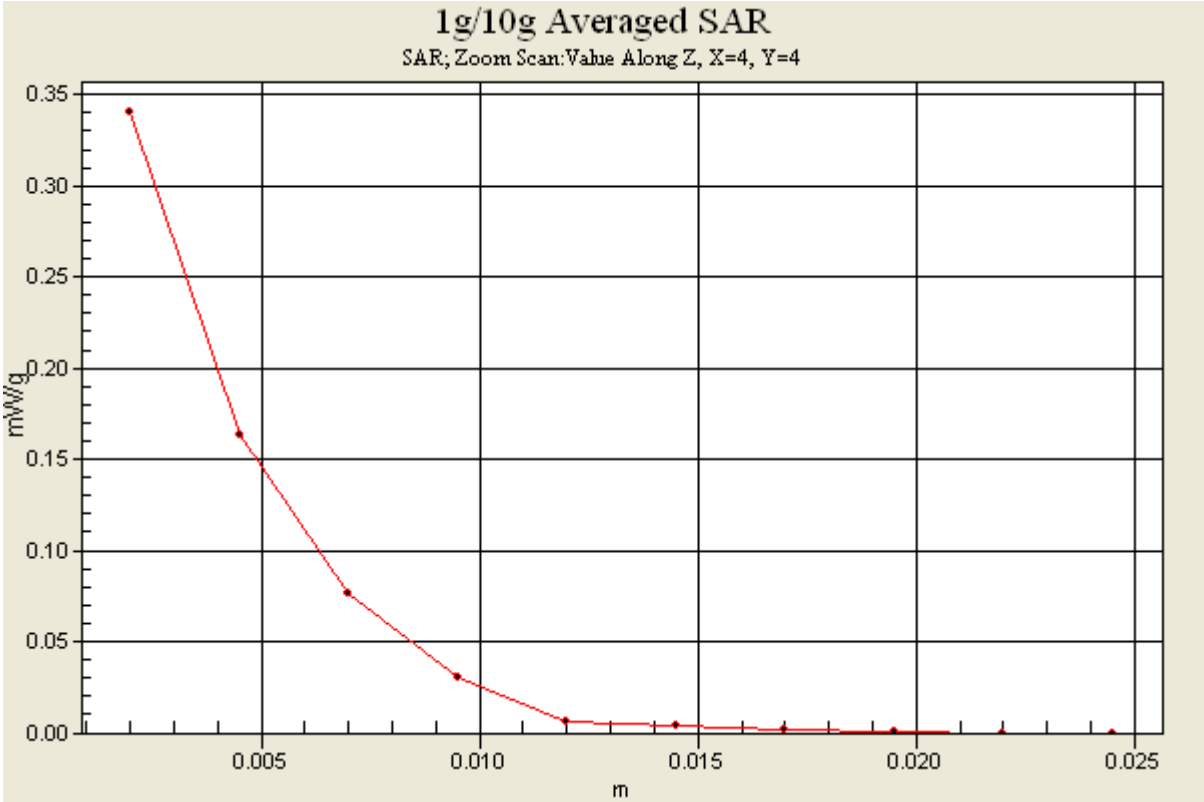

## #84 802.11a_Back_0cm_Ch48_Keypad2_Holster

**DUT: 162005**

Communication System: 802.11a; Frequency: 5240 MHz;Duty Cycle: 1:1
Medium: MSL_5G_111027 Medium parameters used : f = 5240 MHz; $\sigma$ = 5.31 mho/m; $\varepsilon_r$ = 47.4; $\rho$ = 1000 kg/m$^3$
Ambient Temperature：22.4 ℃; Liquid Temperature：21.4 ℃

DASY4 Configuration:
- Probe: EX3DV4 - SN3792; ConvF(4.22, 4.22, 4.22); Calibrated: 2011-06-20
- Sensor-Surface: 4mm (Mechanical Surface Detection)Sensor-Surface: 2mm (Mechanical Surface Detection)
- Electronics: DAE4 Sn778; Calibrated: 2011-10-11
- Phantom: SAM_Right; Type: SAM; Serial: TP-1303
- Measurement SW: DASY4, V4.7 Build 80; Postprocessing SW: SEMCAD, V1.8 Build 186

**Ch48/Area Scan (121x181x1):** Measurement grid: dx=10mm, dy=10mm
Maximum value of SAR (interpolated) = 0.421 mW/g

**Ch48/Zoom Scan (8x8x10)/Cube 0:** Measurement grid: dx=4mm, dy=4mm, dz=2.5mm
Reference Value = 0.292 V/m; Power Drift = 0.119 dB
Peak SAR (extrapolated) = 0.500 W/kg
**SAR(1 g) = 0.159 mW/g; SAR(10 g) = 0.062 mW/g**
Maximum value of SAR (measured) = 0.293 mW/g




0 dB = 0.293mW/g

## #85 802.11a_Front_0cm_Ch52_Keypad1_Holster

**DUT: 162005**

Communication System: 802.11a; Frequency: 5260 MHz;Duty Cycle: 1:1
Medium: MSL_5G_111027 Medium parameters used : f = 5260 MHz; $\sigma$ = 5.34 mho/m; $\varepsilon_r$ = 47.3; $\rho$ = 1000 kg/m$^3$
Ambient Temperature：22.4 ℃; Liquid Temperature：21.4 ℃

DASY4 Configuration:
- Probe: EX3DV4 - SN3792; ConvF(3.93, 3.93, 3.93); Calibrated: 2011-06-20
- Sensor-Surface: 4mm (Mechanical Surface Detection)Sensor-Surface: 2mm (Mechanical Surface Detection)
- Electronics: DAE4 Sn778; Calibrated: 2011-10-11
- Phantom: SAM_Right; Type: SAM; Serial: TP-1303
- Measurement SW: DASY4, V4.7 Build 80; Postprocessing SW: SEMCAD, V1.8 Build 186

**Ch52/Area Scan (121x181x1):** Measurement grid: dx=10mm, dy=10mm
Maximum value of SAR (interpolated) = 0.017 mW/g

**Ch52/Zoom Scan (8x8x10)/Cube 0:** Measurement grid: dx=4mm, dy=4mm, dz=2.5mm
Reference Value = 0.000 V/m; Power Drift = 0.001 dB
Peak SAR (extrapolated) = 0.269 W/kg
**SAR(1 g) = 0.026 mW/g; SAR(10 g) = 0.00663 mW/g**
Maximum value of SAR (measured) = 0.049 mW/g

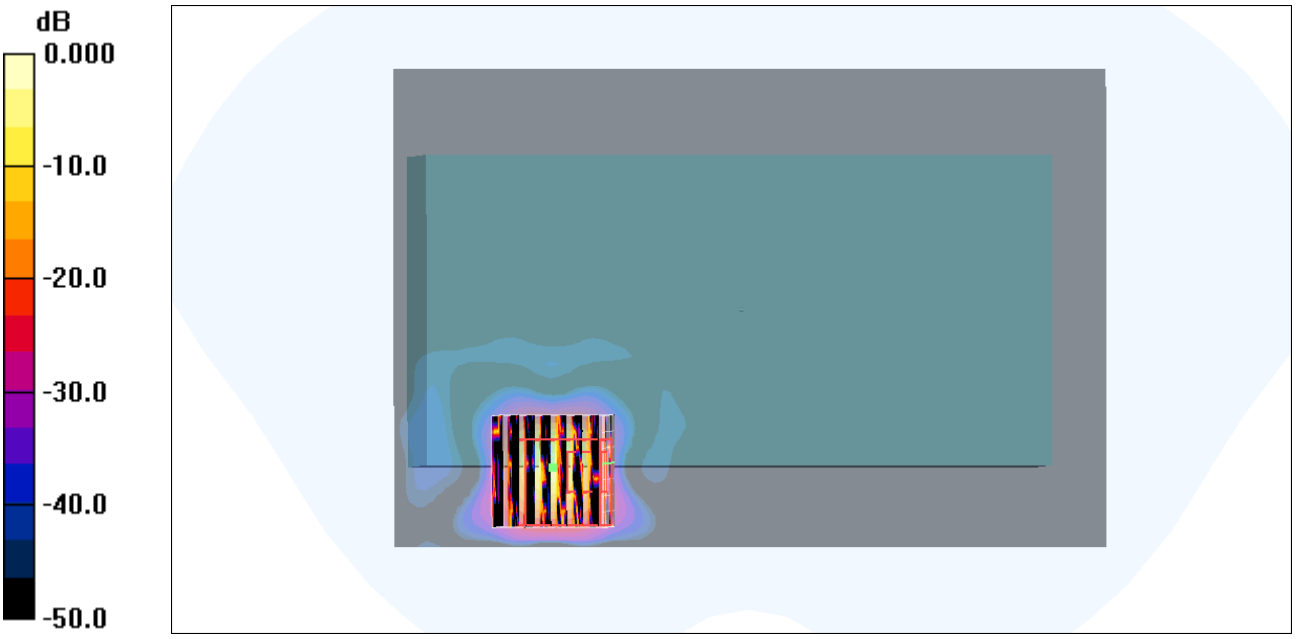


0 dB = 0.049mW/g

## #86 802.11a_Back_0cm_Ch52_Keypad1_Holster

**DUT: 162005**

Communication System: 802.11a; Frequency: 5260 MHz;Duty Cycle: 1:1
Medium: MSL_5G_111027 Medium parameters used : f = 5260 MHz; $\sigma$ = 5.34 mho/m; $\varepsilon_r$ = 47.3; $\rho$ = 1000 kg/m$^3$
Ambient Temperature：22.4 ℃; Liquid Temperature：21.4 ℃

DASY4 Configuration:
- Probe: EX3DV4 - SN3792; ConvF(3.93, 3.93, 3.93); Calibrated: 2011-06-20
- Sensor-Surface: 4mm (Mechanical Surface Detection)Sensor-Surface: 2mm (Mechanical Surface Detection)
- Electronics: DAE4 Sn778; Calibrated: 2011-10-11
- Phantom: SAM_Right; Type: SAM; Serial: TP-1303
- Measurement SW: DASY4, V4.7 Build 80; Postprocessing SW: SEMCAD, V1.8 Build 186

**Ch52/Area Scan (121x181x1):** Measurement grid: dx=10mm, dy=10mm
Maximum value of SAR (interpolated) = 0.507 mW/g

**Ch52/Zoom Scan (8x8x10)/Cube 0:** Measurement grid: dx=4mm, dy=4mm, dz=2.5mm
Reference Value = 0.929 V/m; Power Drift = 0.092 dB
Peak SAR (extrapolated) = 0.598 W/kg
**SAR(1 g) = 0.190 mW/g; SAR(10 g) = 0.074 mW/g**
Maximum value of SAR (measured) = 0.354 mW/g

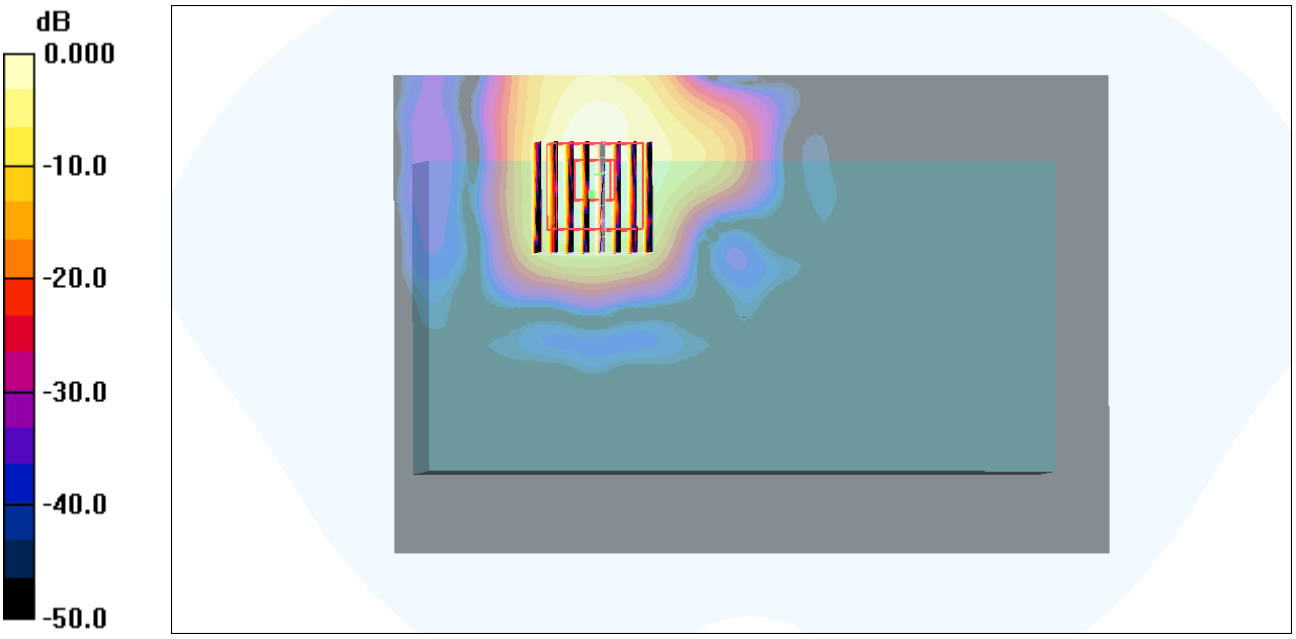


0 dB = 0.354mW/g

## #86 802.11a_Back_0cm_Ch52_Keypad1_Holster_2D

**DUT: 162005**

Communication System: 802.11a; Frequency: 5260 MHz;Duty Cycle: 1:1
Medium: MSL_5G_111027 Medium parameters used : f = 5260 MHz; $\sigma$ = 5.34 mho/m; $\varepsilon_r$ = 47.3; $\rho$ = 1000 kg/m$^3$
Ambient Temperature：22.4 ℃； Liquid Temperature：21.4 ℃

DASY4 Configuration:
- Probe: EX3DV4 - SN3792; ConvF(3.93, 3.93, 3.93); Calibrated: 2011-06-20
- Sensor-Surface: 4mm (Mechanical Surface Detection)Sensor-Surface: 2mm (Mechanical Surface Detection)
- Electronics: DAE4 Sn778; Calibrated: 2011-10-11
- Phantom: SAM_Right; Type: SAM; Serial: TP-1303
- Measurement SW: DASY4, V4.7 Build 80; Postprocessing SW: SEMCAD, V1.8 Build 186

**Ch52/Area Scan (121x181x1):** Measurement grid: dx=10mm, dy=10mm
Maximum value of SAR (interpolated) = 0.507 mW/g

**Ch52/Zoom Scan (8x8x10)/Cube 0:** Measurement grid: dx=4mm, dy=4mm, dz=2.5mm
Reference Value = 0.929 V/m; Power Drift = 0.092 dB
Peak SAR (extrapolated) = 0.598 W/kg
**SAR(1 g) = 0.190 mW/g; SAR(10 g) = 0.074 mW/g**
Maximum value of SAR (measured) = 0.354 mW/g

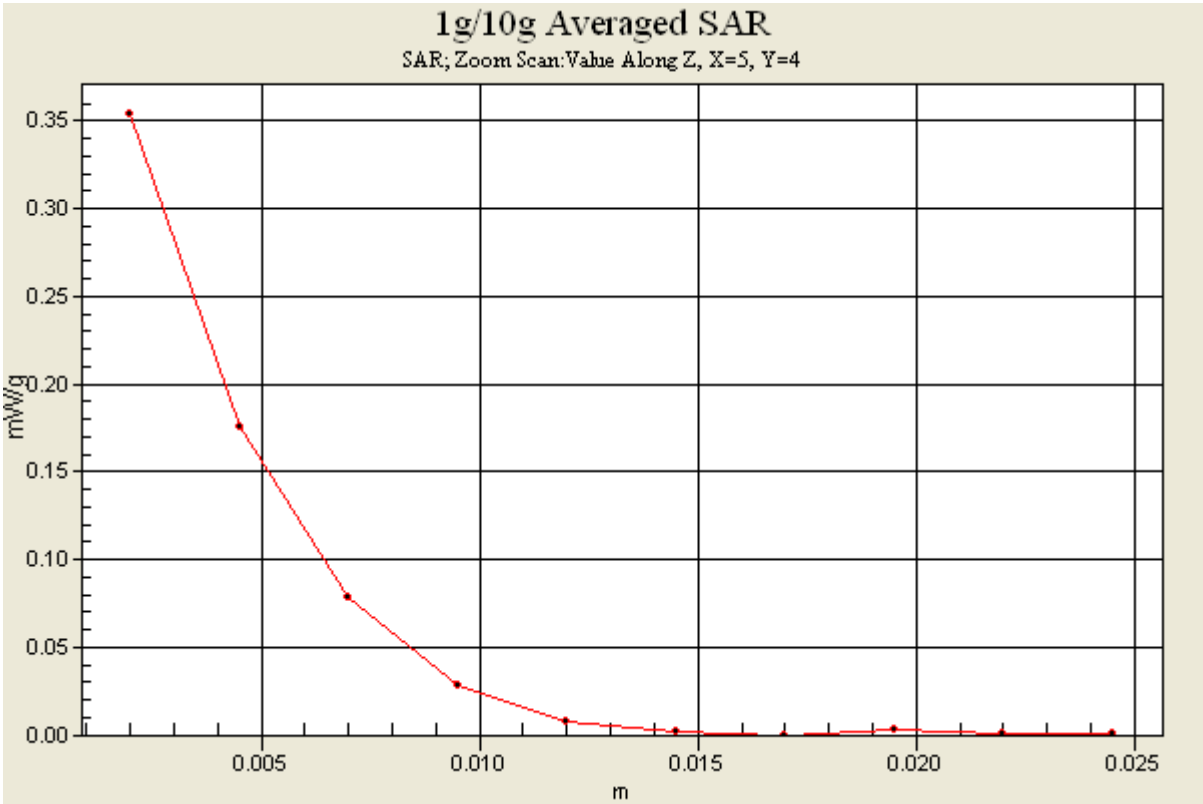

## #87 802.11a_Back_0cm_Ch52_Keypad2_Holster

**DUT: 162005**

Communication System: 802.11a; Frequency: 5260 MHz;Duty Cycle: 1:1
Medium: MSL_5G_111027 Medium parameters used : f = 5260 MHz; $\sigma$ = 5.34 mho/m; $\varepsilon_r$ = 47.3; $\rho$ = 1000 kg/m$^3$
Ambient Temperature：22.4 ℃; Liquid Temperature：21.4 ℃

DASY4 Configuration:
- Probe: EX3DV4 - SN3792; ConvF(3.93, 3.93, 3.93); Calibrated: 2011-06-20
- Sensor-Surface: 4mm (Mechanical Surface Detection)Sensor-Surface: 2mm (Mechanical Surface Detection)
- Electronics: DAE4 Sn778; Calibrated: 2011-10-11
- Phantom: SAM_Right; Type: SAM; Serial: TP-1303
- Measurement SW: DASY4, V4.7 Build 80; Postprocessing SW: SEMCAD, V1.8 Build 186

**Ch52/Area Scan (121x181x1):** Measurement grid: dx=10mm, dy=10mm
Maximum value of SAR (interpolated) = 0.405 mW/g

**Ch52/Zoom Scan (8x8x10)/Cube 0:** Measurement grid: dx=4mm, dy=4mm, dz=2.5mm
Reference Value = 0.612 V/m; Power Drift = 0.073 dB
Peak SAR (extrapolated) = 0.451 W/kg
**SAR(1 g) = 0.141 mW/g; SAR(10 g) = 0.057 mW/g**
Maximum value of SAR (measured) = 0.260 mW/g

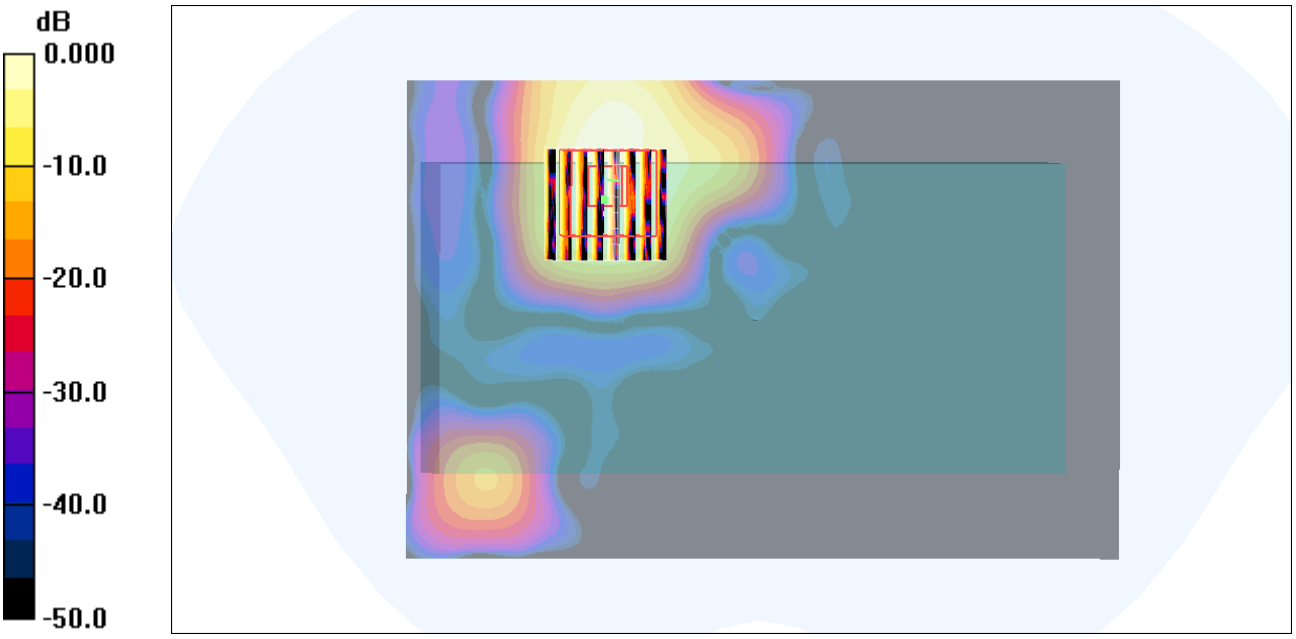


0 dB = 0.260mW/g

## #88 802.11a_Front_0cm_Ch100_Keypad1_Holster

**DUT: 162005**

Communication System: 802.11a; Frequency: 5500 MHz;Duty Cycle: 1:1
Medium: MSL_5G_111027 Medium parameters used: f = 5500 MHz; $\sigma$ = 5.68 mho/m; $\varepsilon_r$ = 47; $\rho$ = 1000 kg/m$^3$

Ambient Temperature：22.4 ℃; Liquid Temperature：21.4 ℃

DASY4 Configuration:
- Probe: EX3DV4 - SN3792; ConvF(3.76, 3.76, 3.76); Calibrated: 2011-06-20
- Sensor-Surface: 4mm (Mechanical Surface Detection)Sensor-Surface: 2mm (Mechanical Surface Detection)
- Electronics: DAE4 Sn778; Calibrated: 2011-10-11
- Phantom: SAM_Right; Type: SAM; Serial: TP-1303
- Measurement SW: DASY4, V4.7 Build 80; Postprocessing SW: SEMCAD, V1.8 Build 186

**Ch100/Area Scan (121x181x1):** Measurement grid: dx=10mm, dy=10mm
Maximum value of SAR (interpolated) = 0.030 mW/g

**Ch100/Zoom Scan (8x8x10)/Cube 0:** Measurement grid: dx=4mm, dy=4mm, dz=2.5mm
Reference Value = 0.000 V/m; Power Drift = 0.001 dB
Peak SAR (extrapolated) = 0.366 W/kg
**SAR(1 g) = 0.037 mW/g; SAR(10 g) = 0.013 mW/g**
Maximum value of SAR (measured) = 0.076 mW/g

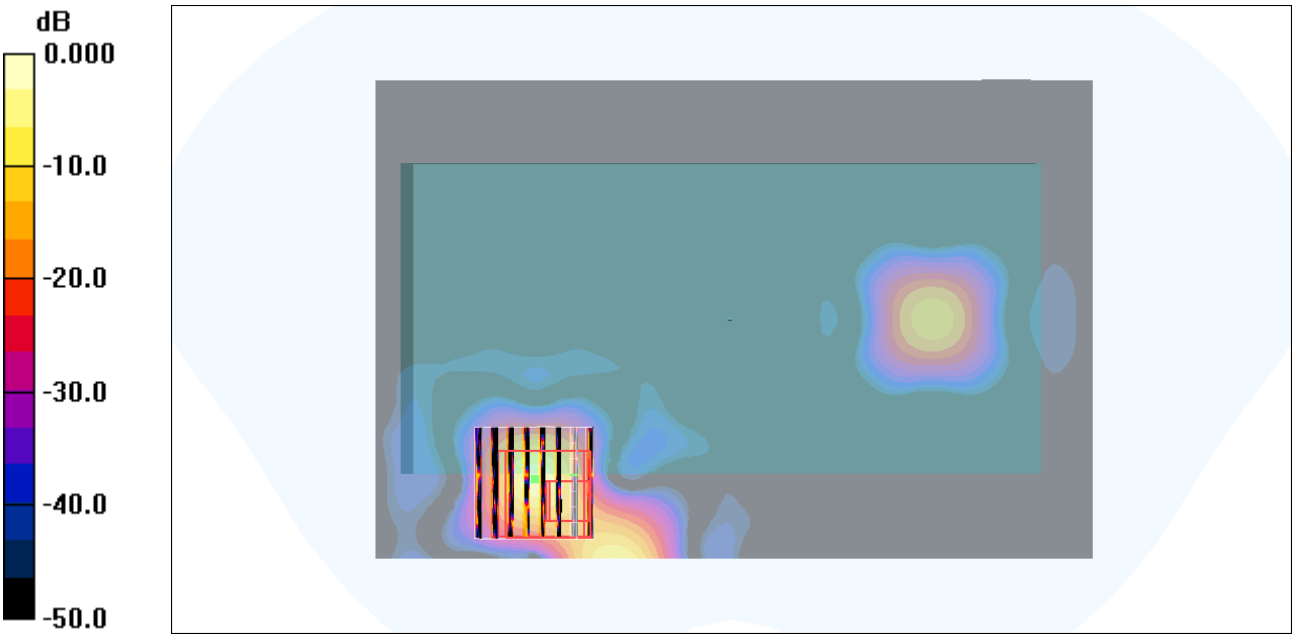


0 dB = 0.076mW/g

## #89 802.11a_Back_0cm_Ch100_Keypad1_Holster

**DUT: 162005**

Communication System: 802.11a; Frequency: 5500 MHz;Duty Cycle: 1:1
Medium: MSL_5G_111027 Medium parameters used: f = 5500 MHz; $\sigma$ = 5.68 mho/m; $\varepsilon_r$ = 47; $\rho$ = 1000 kg/m$^3$

Ambient Temperature：22.4 ℃; Liquid Temperature：21.4 ℃

DASY4 Configuration:
- Probe: EX3DV4 - SN3792; ConvF(3.76, 3.76, 3.76); Calibrated: 2011-06-20
- Sensor-Surface: 4mm (Mechanical Surface Detection)Sensor-Surface: 2mm (Mechanical Surface Detection)
- Electronics: DAE4 Sn778; Calibrated: 2011-10-11
- Phantom: SAM_Right; Type: SAM; Serial: TP-1303
- Measurement SW: DASY4, V4.7 Build 80; Postprocessing SW: SEMCAD, V1.8 Build 186

**Ch100/Area Scan (121x181x1):** Measurement grid: dx=10mm, dy=10mm
Maximum value of SAR (interpolated) = 0.111 mW/g

**Ch100/Zoom Scan (8x8x10)/Cube 0:** Measurement grid: dx=4mm, dy=4mm, dz=2.5mm
Reference Value = 0.000 V/m; Power Drift = 0.114 dB
Peak SAR (extrapolated) = 0.440 W/kg
**SAR(1 g) = 0.123 mW/g; SAR(10 g) = 0.047 mW/g**
Maximum value of SAR (measured) = 0.243 mW/g




0 dB = 0.243mW/g

## #89 802.11a_Back_0cm_Ch100_Keypad1_Holster#2_2D

**DUT: 162005**

Communication System: 802.11a; Frequency: 5500 MHz;Duty Cycle: 1:1
Medium: MSL_5G_111027 Medium parameters used: f = 5500 MHz; $\sigma$ = 5.68 mho/m; $\varepsilon_r$ = 47; $\rho$ = 1000 kg/m$^3$

Ambient Temperature：22.4 ℃; Liquid Temperature：21.4 ℃

DASY4 Configuration:
- Probe: EX3DV4 - SN3792; ConvF(3.76, 3.76, 3.76); Calibrated: 2011-06-20
- Sensor-Surface: 4mm (Mechanical Surface Detection)Sensor-Surface: 2mm (Mechanical Surface Detection)
- Electronics: DAE4 Sn778; Calibrated: 2011-10-11
- Phantom: SAM_Right; Type: SAM; Serial: TP-1303
- Measurement SW: DASY4, V4.7 Build 80; Postprocessing SW: SEMCAD, V1.8 Build 186

**Ch100/Area Scan (121x181x1):** Measurement grid: dx=10mm, dy=10mm
Maximum value of SAR (interpolated) = 0.111 mW/g

**Ch100/Zoom Scan (8x8x10)/Cube 0:** Measurement grid: dx=4mm, dy=4mm, dz=2.5mm
Reference Value = 0.000 V/m; Power Drift = 0.114 dB
Peak SAR (extrapolated) = 0.440 W/kg
**SAR(1 g) = 0.123 mW/g; SAR(10 g) = 0.047 mW/g**
Maximum value of SAR (measured) = 0.243 mW/g

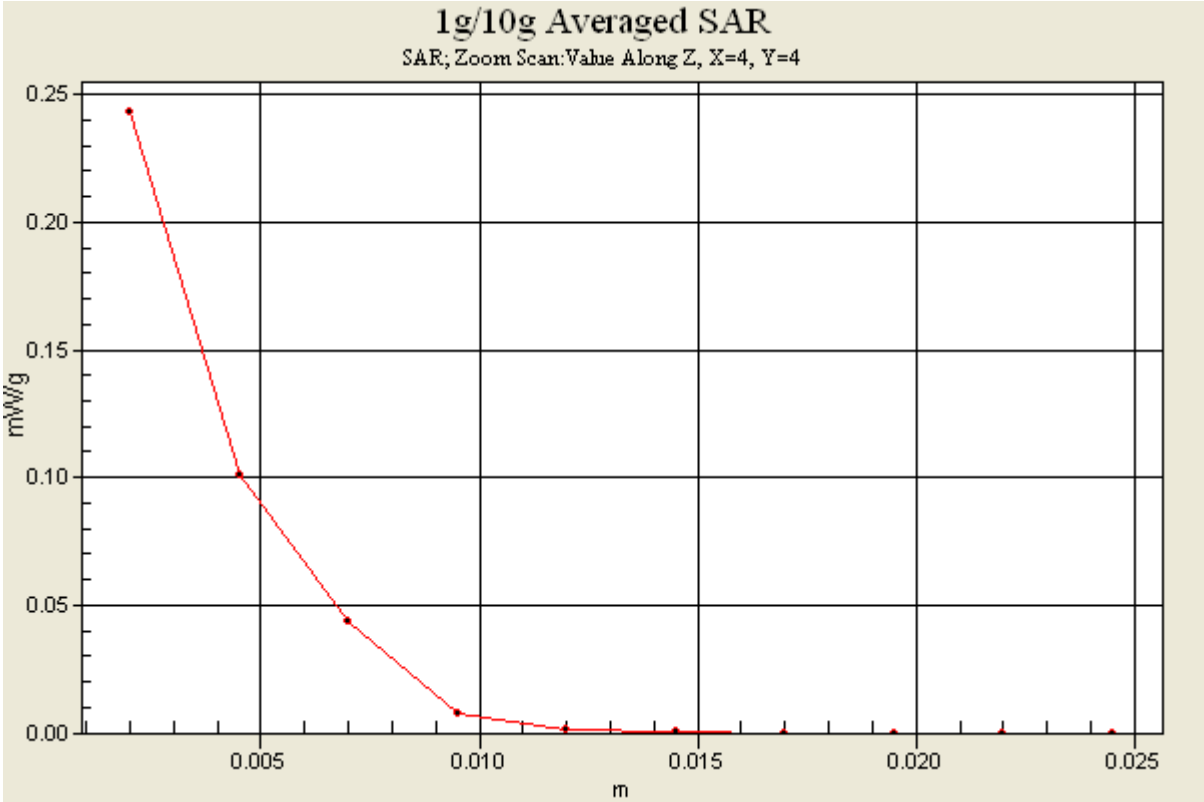

## #90 802.11a_Back_0cm_Ch100_Keypad2_Holster

**DUT: 162005**

Communication System: 802.11a; Frequency: 5500 MHz;Duty Cycle: 1:1
Medium: MSL_5G_111027 Medium parameters used: f = 5500 MHz; $\sigma$ = 5.68 mho/m; $\varepsilon_r$ = 47; $\rho$ = 1000 kg/m$^3$

Ambient Temperature：22.4 ℃; Liquid Temperature：21.4 ℃

DASY4 Configuration:
- Probe: EX3DV4 - SN3792; ConvF(3.76, 3.76, 3.76); Calibrated: 2011-06-20
- Sensor-Surface: 4mm (Mechanical Surface Detection)Sensor-Surface: 2mm (Mechanical Surface Detection)
- Electronics: DAE4 Sn778; Calibrated: 2011-10-11
- Phantom: SAM_Right; Type: SAM; Serial: TP-1303
- Measurement SW: DASY4, V4.7 Build 80; Postprocessing SW: SEMCAD, V1.8 Build 186

**Ch100/Area Scan (121x181x1):** Measurement grid: dx=10mm, dy=10mm
Maximum value of SAR (interpolated) = 0.089 mW/g

**Ch100/Zoom Scan (8x8x10)/Cube 0:** Measurement grid: dx=4mm, dy=4mm, dz=2.5mm
Reference Value = 0.000 V/m; Power Drift = 0.102 dB
Peak SAR (extrapolated) = 0.355 W/kg
**SAR(1 g) = 0.096 mW/g; SAR(10 g) = 0.036 mW/g**
Maximum value of SAR (measured) = 0.190 mW/g

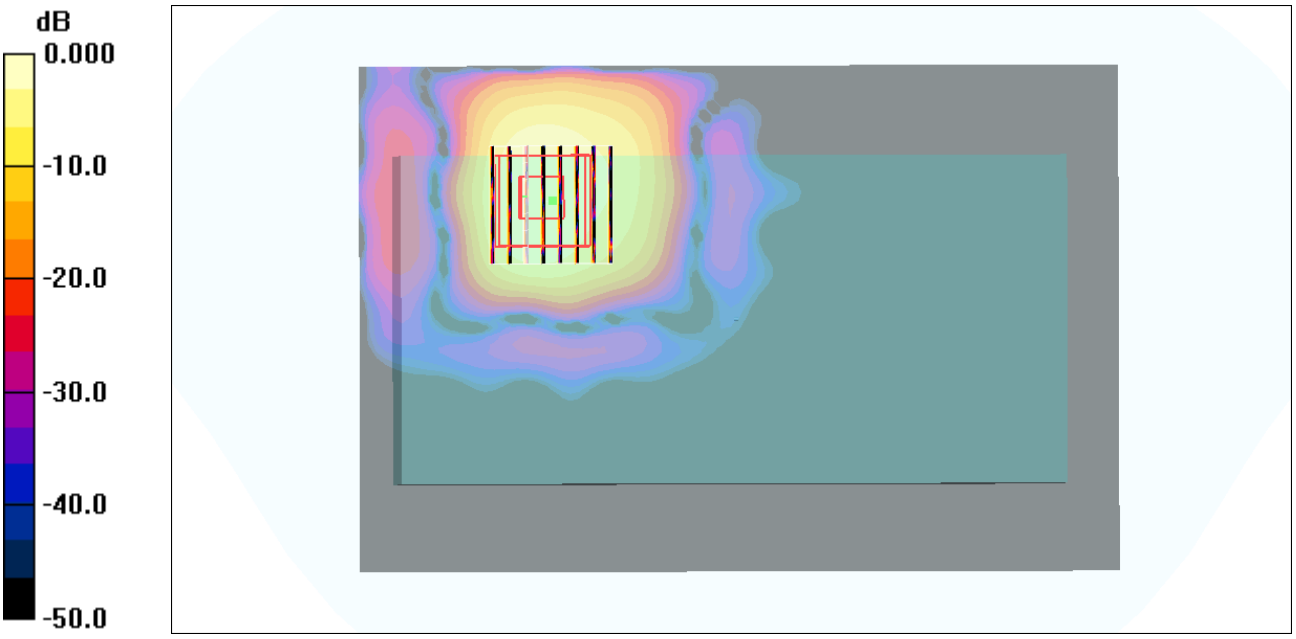


0 dB = 0.190mW/g

## #91 802.11a_Front_0cm_Ch161_Keypad1_Holster

**DUT: 162005**

Communication System: 802.11a; Frequency: 5805 MHz;Duty Cycle: 1:1
Medium: MSL_5G_111027 Medium parameters used: f = 5805 MHz; $\sigma$ = 6.19 mho/m; $\varepsilon_r$ = 46.4; $\rho$ = 1000 kg/m$^3$
Ambient Temperature：22.4 ℃； Liquid Temperature：21.4 ℃

DASY4 Configuration:
- Probe: EX3DV4 - SN3792; ConvF(3.78, 3.78, 3.78); Calibrated: 2011-06-20
- Sensor-Surface: 4mm (Mechanical Surface Detection)Sensor-Surface: 2mm (Mechanical Surface Detection)
- Electronics: DAE4 Sn778; Calibrated: 2011-10-11
- Phantom: SAM_Right; Type: SAM; Serial: TP-1303
- Measurement SW: DASY4, V4.7 Build 80; Postprocessing SW: SEMCAD, V1.8 Build 186

**Ch161/Area Scan (121x181x1):** Measurement grid: dx=10mm, dy=10mm
Maximum value of SAR (interpolated) = 0.017 mW/g

**Ch161/Zoom Scan (8x8x10)/Cube 0:** Measurement grid: dx=4mm, dy=4mm, dz=2.5mm
Reference Value = 0.243 V/m; Power Drift = -0.125 dB
Peak SAR (extrapolated) = 0.284 W/kg
**SAR(1 g) = 0.028 mW/g; SAR(10 g) = 0.010 mW/g**
Maximum value of SAR (measured) = 0.053 mW/g

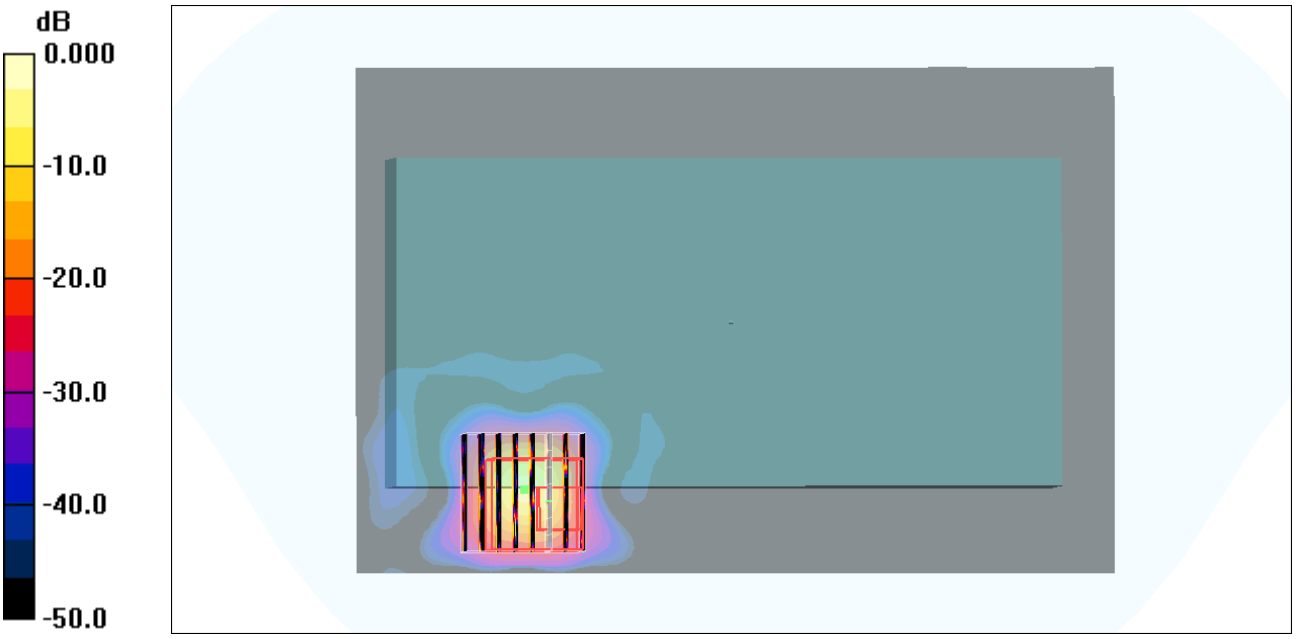


0 dB = 0.053mW/g

## #92 802.11a_Back_0cm_Ch161_Keypad1_Holster

**DUT: 162005**

Communication System: 802.11a; Frequency: 5805 MHz;Duty Cycle: 1:1
Medium: MSL_5G_111027 Medium parameters used: f = 5805 MHz; $\sigma$ = 6.19 mho/m; $\varepsilon_r$ = 46.4; $\rho$ = 1000 kg/m$^3$
Ambient Temperature：22.4 ℃; Liquid Temperature：21.4 ℃

DASY4 Configuration:
- Probe: EX3DV4 - SN3792; ConvF(3.78, 3.78, 3.78); Calibrated: 2011-06-20
- Sensor-Surface: 4mm (Mechanical Surface Detection)Sensor-Surface: 2mm (Mechanical Surface Detection)
- Electronics: DAE4 Sn778; Calibrated: 2011-10-11
- Phantom: SAM_Right; Type: SAM; Serial: TP-1303
- Measurement SW: DASY4, V4.7 Build 80; Postprocessing SW: SEMCAD, V1.8 Build 186

**Ch161/Area Scan (121x181x1):** Measurement grid: dx=10mm, dy=10mm
Maximum value of SAR (interpolated) = 0.058 mW/g

**Ch161/Zoom Scan (8x8x10)/Cube 0:** Measurement grid: dx=4mm, dy=4mm, dz=2.5mm
Reference Value = 0.000 V/m; Power Drift = 0.000 dB
Peak SAR (extrapolated) = 0.348 W/kg
**SAR(1 g) = 0.061 mW/g; SAR(10 g) = 0.023 mW/g**
Maximum value of SAR (measured) = 0.135 mW/g

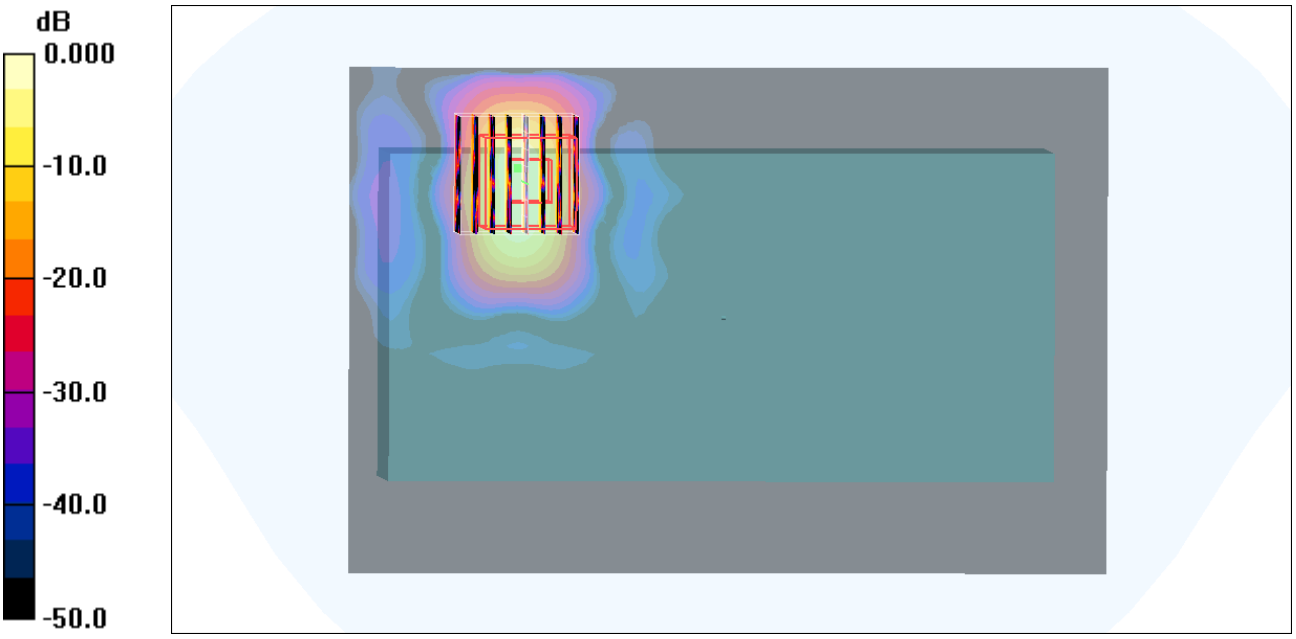


0 dB = 0.135mW/g

## #92 802.11a_Back_0cm_Ch161_Keypad1_Holster_2D

**DUT: 162005**

Communication System: 802.11a; Frequency: 5805 MHz;Duty Cycle: 1:1
Medium: MSL_5G_111027 Medium parameters used: f = 5805 MHz; $\sigma$ = 6.19 mho/m; $\varepsilon_r$ = 46.4; $\rho$ = 1000 kg/m$^3$
Ambient Temperature：22.4 ℃; Liquid Temperature：21.4 ℃

DASY4 Configuration:
- Probe: EX3DV4 - SN3792; ConvF(3.78, 3.78, 3.78); Calibrated: 2011-06-20
- Sensor-Surface: 4mm (Mechanical Surface Detection)Sensor-Surface: 2mm (Mechanical Surface Detection)
- Electronics: DAE4 Sn778; Calibrated: 2011-10-11
- Phantom: SAM_Right; Type: SAM; Serial: TP-1303
- Measurement SW: DASY4, V4.7 Build 80; Postprocessing SW: SEMCAD, V1.8 Build 186

**Ch161/Area Scan (121x181x1):** Measurement grid: dx=10mm, dy=10mm
Maximum value of SAR (interpolated) = 0.058 mW/g

**Ch161/Zoom Scan (8x8x10)/Cube 0:** Measurement grid: dx=4mm, dy=4mm, dz=2.5mm
Reference Value = 0.000 V/m; Power Drift = 0.000 dB
Peak SAR (extrapolated) = 0.348 W/kg
**SAR(1 g) = 0.061 mW/g; SAR(10 g) = 0.023 mW/g**
Maximum value of SAR (measured) = 0.135 mW/g

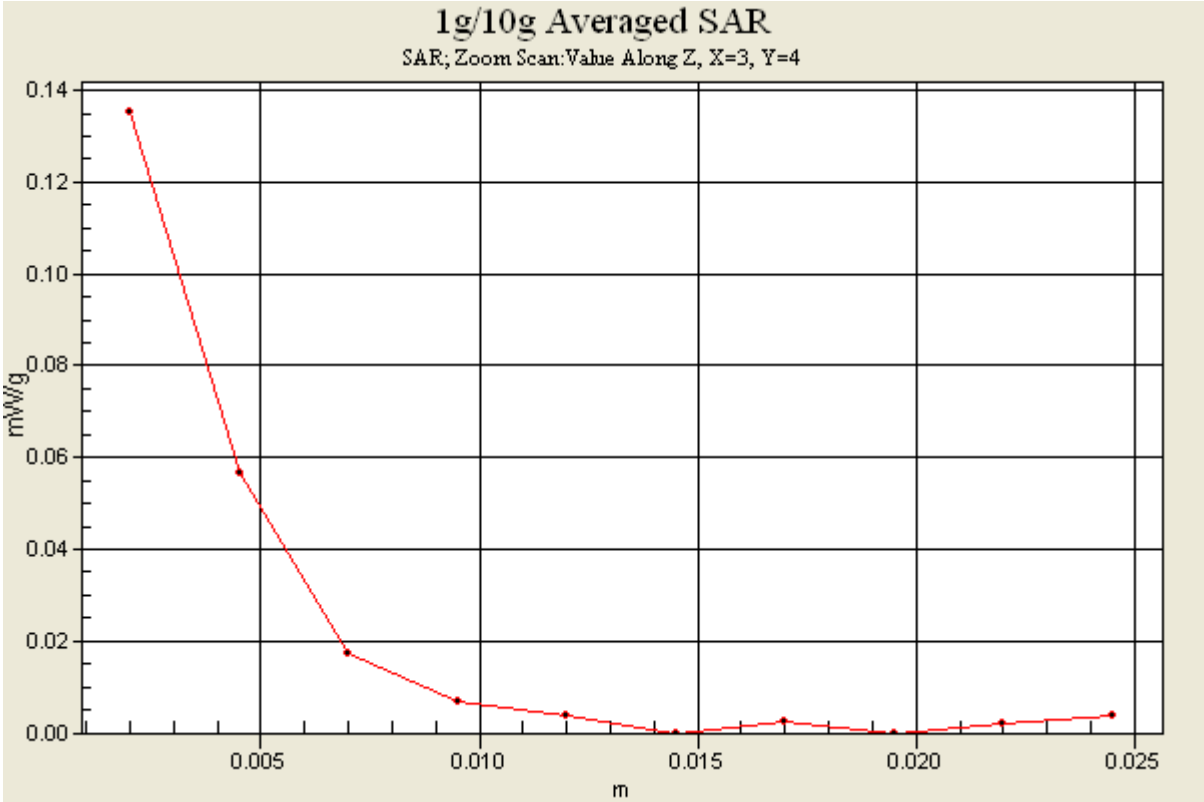

## #93 802.11a_Back_0cm_Ch161_Keypad2_Holster

**DUT: 162005**

Communication System: 802.11a; Frequency: 5805 MHz;Duty Cycle: 1:1
Medium: MSL_5G_111027 Medium parameters used: f = 5805 MHz; $\sigma$ = 6.19 mho/m; $\varepsilon_r$ = 46.4; $\rho$ = 1000 kg/m$^3$
Ambient Temperature：22.4 ℃； Liquid Temperature：21.4 ℃

DASY4 Configuration:
- Probe: EX3DV4 - SN3792; ConvF(3.78, 3.78, 3.78); Calibrated: 2011-06-20
- Sensor-Surface: 4mm (Mechanical Surface Detection)Sensor-Surface: 2mm (Mechanical Surface Detection)
- Electronics: DAE4 Sn778; Calibrated: 2011-10-11
- Phantom: SAM_Right; Type: SAM; Serial: TP-1303
- Measurement SW: DASY4, V4.7 Build 80; Postprocessing SW: SEMCAD, V1.8 Build 186

**Ch161/Area Scan (121x181x1):** Measurement grid: dx=10mm, dy=10mm
Maximum value of SAR (interpolated) = 0.039 mW/g

**Ch161/Zoom Scan (8x8x10)/Cube 0:** Measurement grid: dx=4mm, dy=4mm, dz=2.5mm
Reference Value = 0.000 V/m; Power Drift = 0.000 dB
Peak SAR (extrapolated) = 0.346 W/kg
**SAR(1 g) = 0.049 mW/g; SAR(10 g) = 0.019 mW/g**
Maximum value of SAR (measured) = 0.115 mW/g

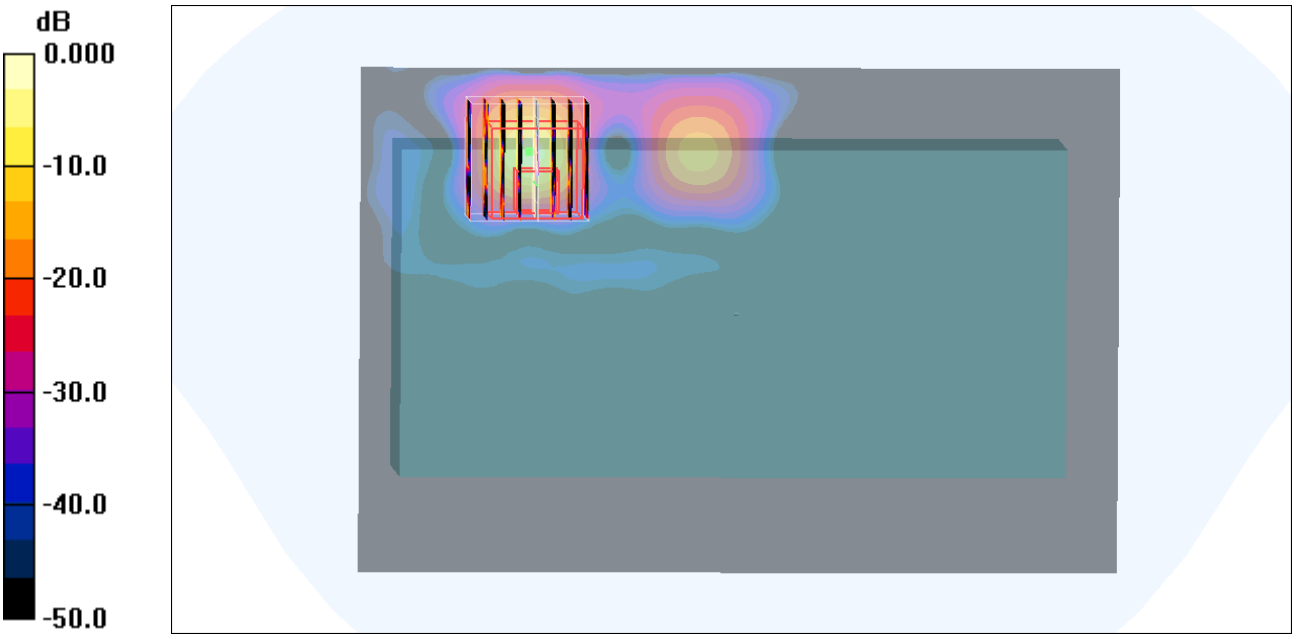


0 dB = 0.115mW/g