FCC Radio Test Report

FCC ID	:	**HDC-17600030F1**
Contains FCC ID	:	**HDC-649B**
Equipment	:	**WiFi 6 Mesh AP**
Brand Name	:	**ADTRAN**
Model Name	:	**841-t6YYYYYY(Y can be 0-9, a-z, A-Z, blank, "+" or "-" or "#")**
Applicant	:	**Adtran 901 Explorer Blvd., Huntsville, AL 35806, USA**
Manufacturer	:	**XAVi Technologies Corporation 22F., No.69, Sec. 2, Guangfu Rd., Sanchong Dist., New Taipei City 241, Taiwan (R.O.C.)**
Standard	:	**47 CFR FCC Part 15.407**

The product was received on Aug. 20, 2021, and testing was started from Sep. 16, 2021 and completed on Oct. 05, 2021. We, SPORTON INTERNATIONAL INC. Hsinhua Laboratory, would like to declare that the tested sample has been evaluated in accordance with the procedures given in ANSI C63.10-2013 and shown compliance with the applicable technical standards.

The test results in this report apply exclusively to the tested model / sample. Without written approval of SPORTON INTERNATIONAL INC. Hsinhua Laboratory, the test report shall not be reproduced except in full.

Approved by: Allen Lin

SPORTON INTERNATIONAL INC. Hsinhua Laboratory

No.52, Huaya 1st Rd., Guishan Dist., Taoyuan City 333411, Taiwan (R.O.C.)

Table of Contents

HISTORY OF THIS TEST REPORT **3**

SUMMARY OF TEST RESULT **4**

1 GENERAL DESCRIPTION **5**

1.1 Information 5
1.2 Testing Applied Standards 8
1.3 Testing Location Information 8
1.4 Measurement Uncertainty 8

2 TEST CONFIGURATION OF EUT **9**

2.1 Test Channel Mode 9
2.2 The Worst Case Measurement Configuration 10
2.3 Accessories 11
2.4 Support Equipment 11
2.5 Test Setup Diagram 12

3 TRANSMITTER TEST RESULT **14**

3.1 AC Power-line Conducted Emissions 14
3.2 Emission Bandwidth 16
3.3 Maximum Conducted Output Power 17
3.4 Peak Power Spectral Density 19
3.5 Unwanted Emissions 21

4 TEST EQUIPMENT AND CALIBRATION DATA **25**

APPENDIX A. TEST RESULTS OF AC POWER-LINE CONDUCTED EMISSIONS

APPENDIX B. TEST RESULTS OF EMISSION BANDWIDTH

APPENDIX C. TEST RESULTS OF MAXIMUM CONDUCTED OUTPUT POWER

APPENDIX D. TEST RESULTS OF PEAK POWER SPECTRAL DENSITY

APPENDIX E. TEST RESULTS OF UNWANTED EMISSIONS

APPENDIX F. TEST RESULTS OF RADIATED EMISSION CO-LOCATION

APPENDIX G. TEST PHOTOS

PHOTOGRAPHS OF EUT V01

History of this test report

Report No.	Version	Description	Issued Date
FR182051AN	01	Initial issue of report	Oct. 25, 2021

Summary of Test Result

Report Clause	Ref. Std. Clause	Test Items	Result (PASS/FAIL)	Remark
1.1.2	15.203	Antenna Requirement	PASS	-
3.1	15.207	AC Power-line Conducted Emissions	PASS	-
3.2	15.407(a)	Emission Bandwidth	PASS	-
3.3	15.407(a)	Maximum Conducted Output Power	PASS	-
3.4	15.407(a)	Peak Power Spectral Density	PASS	-
3.5	15.407(b)	Unwanted Emissions	PASS	-

Declaration of Conformity:
The test results with all measurement uncertainty excluded are presented in accordance with the regulation limits or requirements declared by manufacturers.
Comments and explanations:
None

Reviewed by: Ben Tseng

Report Producer: Jenny Yang

1 General Description

1.1 Information

The EUT contains certified module FCC ID: HDC-649B for WLAN 5G High Band.

1.1.1 RF General Information

Frequency Range (MHz)	IEEE Std. 802.11	Ch. Frequency (MHz)	Channel Number
5150-5250	a, n (HT20), ac (VHT20), ax(HEW20)	5180-5240	36-48 [4]
5150-5250	n (HT40), ac (VHT40), ax(HEW40)	5190-5230	38-46 [2]
5150-5250	ac (VHT80), ax(HEW80)	5210	42 [1]

Non-Beamforming

Band	Mode	BWch (MHz)	Nant
5.15-5.25GHz	802.11a	20	2TX
5.15-5.25GHz	802.11ax HEW20	20	2TX
5.15-5.25GHz	802.11ax HEW40	40	2TX
5.15-5.25GHz	802.11ax HEW80	80	2TX

Beamforming

Band	Mode	BWch (MHz)	Nant
5.15-5.25GHz	802.11ax HEW20-BF	20	2TX
5.15-5.25GHz	802.11ax HEW40-BF	40	2TX
5.15-5.25GHz	802.11ax HEW80-BF	80	2TX

Note:
- 11a, HT20 and HT40 use a combination of OFDM-BPSK, QPSK, 16QAM, 64QAM modulation.
- VHT20, VHT40, VHT80 use a combination of OFDM-BPSK, QPSK, 16QAM, 64QAM, 256QAM modulation.
- HEW20, HEW40, HEW80 use a combination of OFDMA-BPSK, QPSK, 16QAM, 64QAM, 256QAM, 1024QAM modulation.
- BWch is the nominal channel bandwidth.

1.1.2 Antenna Information

Ant.	Brand	Model Name	Antenna Type	Connector	Support
1	Galtronics	02036142-07357-1	PIFA	N/A	5G DFS RX
2	Galtronics	02036073-07357-3	PIFA	N/A	BT
3	Galtronics	60-2962-03-4	PCB	U.FL	2.4G+5G
4	Galtronics	60-2962-03-3	PCB	U.FL	2.4G+5G
5	Galtronics	60-2888-03-1	PCB	U.FL	5G
6	Galtronics	60-2791-03	PCB	U.FL	5G
7	Galtronics	60-2791-03	PCB	U.FL	5G
8	Galtronics	60-2888-03-1	PCB	U.FL	5G

Non-Beamforming

Ant.	Port	Gain (dBi)		
		2.4G	5G	BT
1	1	-	4.7	-
2	1	-	-	5.3
3	1	2.7	3.7	-
4	2	2.7	3.7	-
5	1	-	3.9	-
6	2	-	2.1	-
7	3	-	2.1	-
8	4	-	3.9	-

Note 1: The EUT has eight antennas.

For 2.4GHz function:

For IEEE 802.11 b/g/n/VHT/ax mode (2TX/2RX)

Ant. 3 (port 1) and Ant. 4 (port 2) could transmit/receive simultaneously.

For BT function:

For IEEE 802.15.1 Bluetooth mode (1TX/1RX)

Only Ant. 2 (port 1) can be used as transmitting/receiving.

For 5GHz function (Low Band):

For IEEE 802.11 a/n/ac/ax mode (2TX/2RX)

Ant. 3 (port 1) and Ant. 4 (port 2) could transmit/receive simultaneously.

For 5GHz function (High Band):

For IEEE 802.11 a/n/ac/ax mode (4TX/4RX)

Ant. 5 (port 1), Ant. 6 (port 2), Ant. 7 (port 3) and Ant. 8 (port 4) could transmit/receive simultaneously.

1.1.3 EUT Information

Operational Condition				
EUT Power Type	From AC Adapter			
EUT Function	☐	Outdoor AP	☒	Indoor AP
	☐	Fixed P2P AP	☐	Outdoor/Indoor Client
Beamforming Function	☒	With beamforming	☐	Without beamforming
Resource Unit(802.11ax)	☒	Full RU	☐	Partial RU

Type of EUT		
☒	Stand-alone	
☐	Combined (EUT where the radio part is fully integrated within another device)	
	Combined Equipment - Brand Name / Model No.:	…
☐	Plug-in radio (EUT intended for a variety of host systems)	
	Host System - Brand Name / Model No.:	
☐	Other:	

1.1.4 Mode Test Duty Cycle

Non-Beamforming

Mode	DC	DCF(dB)	T(s)	VBW(Hz) ≥ 1/T
802.11a_Nss1,(6Mbps)_2TX	0.918	0.37	1.398m	1k
802.11ax HEW20_Nss1,(MCS0)_2TX	0.895	0.48	1.03m	1k
802.11ax HEW40_Nss1,(MCS0)_2TX	0.801	0.96	550u	3k
802.11ax HEW80_Nss1,(MCS0)_2TX	0.691	1.61	298.438u	10k

Beamforming

Mode	DC	DCF(dB)	T(s)	VBW(Hz) ≥ 1/T
802.11ax HEW20-BF_Nss1,(MCS0)_2TX	0.977	0.1	3.786m	300
802.11ax HEW40-BF_Nss1,(MCS0)_2TX	0.955	0.2	1.923m	1k
802.11ax HEW80-BF_Nss1,(MCS0)_2TX	0.911	0.4	948.438u	3k

Note. If DC < 0.98, the DCF was added while measuring Output power and PSD.

1.1.5 Table for Multiple Listing

The model names in the following table are all refer to the identical product.

Model Name	Description
841-t6YYYYYY(Y can be 0-9, a-z, A-Z, blank, “+” or “-” or “#”)	All the models are identical, the difference model served as marketing strategy.

1.2 Testing Applied Standards

According to the specifications of the manufacturer, the EUT must comply with the requirements of the following standards:

- 47 CFR FCC Part 15
- ANSI C63.10-2013
- KDB 789033 D02 v02r01

The following reference test guidance is not within the scope of accreditation of TAF:

- KDB 662911 D01 v02r01
- KDB 414788 D01 v01r01

1.3 Testing Location Information

Test Lab.：Sporton International Inc. Hsinhua Laboratory				
☒ Hsinhua (**TAF:** 3785)	**ADD:** No.52, Huaya 1st Rd., Guishan Dist., Taoyuan City 333411, Taiwan (R.O.C.)			
	TEL: 886-3-327-3456		**FAX:** 886-3-327-0973	
Test site Designation No. TW3785 with FCC.				
Test Condition	**Test Site No.**	**Test Engineer**	**Test Environment**	**Test Date**
AC Conduction	CO04-HY	Edward Wang	23.0~23.5°C / 60~61%	23/Sep/2021
RF Conducted	TH01-HY	Johnny Yu	20.1~26.9°C / 50~60%	16/Sep/2021~24/Sep/2021
Radiated	03CH03-HY	Edward Wang	24.2~25.2°C / 50~60%	18/Sep/2021~05/Oct/2021
☐ Wen 33rd.St. (**TAF:** 3785)	**ADD:** No.14-1, Ln. 19, Wen 33rd St., Guishan Dist., Taoyuan City 333010, Taiwan (R.O.C.)			
	TEL: 886-3-318-0787		**FAX:** 886-3-318-0287	
Test site Designation No. TW0008 with FCC.				

1.4 Measurement Uncertainty

ISO/IEC 17025 requires that an estimate of the measurement uncertainties associated with the emissions test results be included in the report. The measurement uncertainties given below are based on a 95% confidence level (based on a coverage factor (k=2)

Test Items	**Uncertainty**	**Remark**
Conducted Emission (150kHz ~ 30MHz)	0.9 dB	Confidence levels of 95%
Radiated Emission (9kHz ~ 30MHz)	2.4 dB	Confidence levels of 95%
Radiated Emission (30MHz ~ 1,000MHz)	3.7 dB	Confidence levels of 95%
Radiated Emission (1GHz ~ 18GHz)	3.6 dB	Confidence levels of 95%
Radiated Emission (18GHz ~ 40GHz)	3.5 dB	Confidence levels of 95%
Conducted Emission	1.0 dB	Confidence levels of 95%
Temperature	0.41 °C	Confidence levels of 95%
Humidity	3.4 %	Confidence levels of 95%

2 Test Configuration of EUT

2.1 Test Channel Mode

Non-Beamforming

Test Software Version	QATool_Dbg

Mode	Power Setting
802.11a_Nss1,(6Mbps)_2TX	-
5180MHz	18
5200MHz	17.5
5240MHz	18.5
802.11ax HEW20_Nss1,(MCS0)_2TX	-
5180MHz	17
5200MHz	18.5
5240MHz	18.5
802.11ax HEW40_Nss1,(MCS0)_2TX	-
5190MHz	15.5
5230MHz	19.5
802.11ax HEW80_Nss1,(MCS0)_2TX	-
5210MHz	15

Beamforming

Test Software Version	CMD

Mode	Power Setting
802.11ax HEW20-BF_Nss1,(MCS0)_2TX	-
5180MHz	40
5200MHz	40
5240MHz	40
802.11ax HEW40-BF_Nss1,(MCS0)_2TX	-
5190MHz	37
5230MHz	40
802.11ax HEW80-BF_Nss1,(MCS0)_2TX	-
5210MHz	34

2.2 The Worst Case Measurement Configuration

The Worst Case Mode for Following Conformance Tests	
Tests Item	AC power-line conducted emissions
Condition	AC power-line conducted measurement for line and neutral Test Voltage: 120Vac / 60Hz
Operating Mode	CTX
1	Adapter mode

The Worst Case Mode for Following Conformance Tests	
Tests Item	Emission Bandwidth Maximum Conducted Output Power Peak Power Spectral Density
Test Condition	Conducted measurement at transmit chains

The Worst Case Mode for Following Conformance Tests	
Tests Item	Unwanted Emissions
Test Condition	Radiated measurement If EUT consist of multiple antenna assembly (multiple antenna are used in EUT regardless of spatial multiplexing MIMO configuration), the radiated test should be performed with highest antenna gain of each antenna type.
Operating Mode < 1GHz	CTX
1	Adapter mode
Operating Mode > 1GHz	CTX
Orthogonal Planes of EUT	**Y Plane**

The Worst Case Mode for Following Conformance Tests	
Tests Item	Simultaneous Transmission Analysis
Test Condition	Radiated measurement
Operating Mode	Normal Link
1	WLAN 2.4GHz+WLAN 5GHz (Low Band)
Refer to Appendix F for Radiated Emission Co-location.	

The Worst Case Mode for Following Conformance Tests	
Tests Item	Simultaneous Transmission Analysis
Operating Mode	CTX
1	Bluetooth+WLAN 2.4GHz+WLAN 5GHz (Low Band)+WLAN 5GHz (High Band)
Refer to Sporton Test Report No.: FA182051 for Co-location RF Exposure Evaluation.	

2.3 Accessories

Accessories				
AC Adapter	Brand Name	MASS POWER	Model Name	S030-1A120250VU
	Power Rating	I/P: 100 - 240 Vac, 0.8 A, O/P: 12.0 Vdc, 2.5 A		
	Power Cord	1.45 meter, non-shielded cable, w/o ferrite core		

Reminder: Regarding to more detail and other information, please refer to user manual.

2.4 Support Equipment

Support Equipment – AC Conduction					
No.	**Equipment**	**Brand Name**	**Model Name**	**FCC ID**	**Remark**
1	Client (Remote)	ADTRAN	841-T6	-	Note 1
2	Adapter for Client (Remote)	MASS POWER	S030-1A120250VU	-	Note 1

Note 1: Provided by Customer.

Support Equipment – Conducted					
No.	**Equipment**	**Brand Name**	**Model Name**	**FCC ID**	**Remark**
1	Notebook	DELL	E5410	-	-
2	Adapter for NB	DELL	HA65NM130	-	-
3	BF Client	841-T6	HA65NM130	-	-
4	Adapter for BF Client	MASS POWER	S050-1A120400B3	-	-

Support Equipment – Radiated					
No.	**Equipment**	**Brand Name**	**Model Name**	**FCC ID**	**Remark**
1	Client (Remote)	ADTRAN	841-T6	-	Note 1
2	Adapter for Client (Remote)	MASS POWER	S030-1A120250VU	-	Note 1

Note 1: Provided by Customer.

2.5 Test Setup Diagram

Test Setup Diagram – AC Line Conducted Emission Test

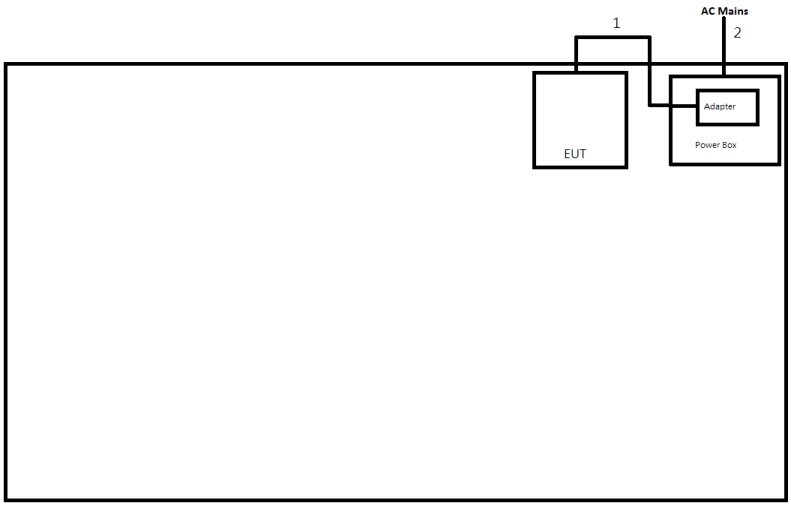

Item	Connection	Shielded	Length(m)	Remark
1	DC Power cable	No	1.45	-
2	AC Power cable	No	1.5	-

Test Setup Diagram - Radiated Test

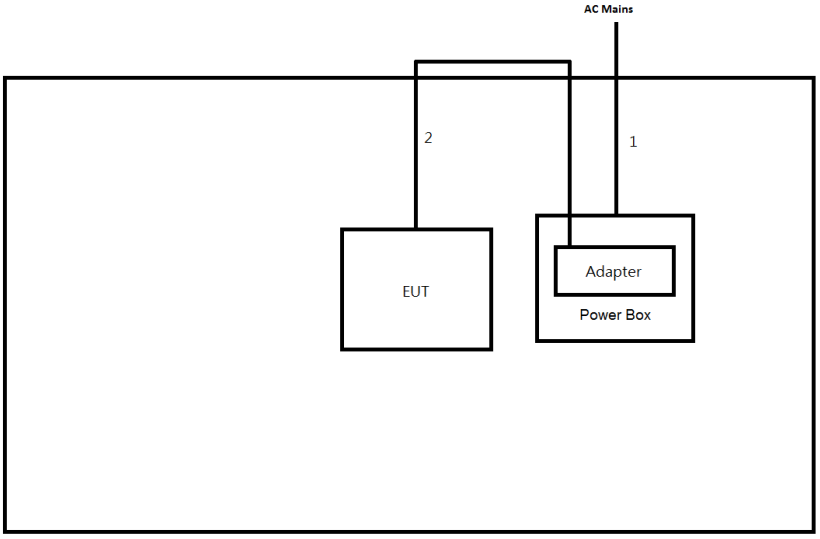

Item	Connection	Shielded	Length(m)	Remark
1	AC Power cable	No	1.8	-
2	DC Power cable	No	1.45	-

3 Transmitter Test Result

3.1 AC Power-line Conducted Emissions

3.1.1 AC Power-line Conducted Emissions Limit

AC Power-line Conducted Emissions Limit		
Frequency Emission (MHz)	**Quasi-Peak**	**Average**
0.15-0.5	66 - 56 *	56 - 46 *
0.5-5	56	46
5-30	60	50
Note 1: * Decreases with the logarithm of the frequency.		

3.1.2 Measuring Instruments

Refer a test equipment and calibration data table in this test report.

3.1.3 Test Procedures

Test Method
☒ Refer as ANSI C63.10-2013, clause 6.2 for AC power-line conducted emissions.

3.1.4 Measurement Results Calculation

The measured Level is calculated using:
Corrected Reading: Raw(Read Level) +LISN(LISN Factor) + CL(Cable Loss) + AT(Attenuator).

3.1.5 Test Setup

AC Power-line Conducted Emissions

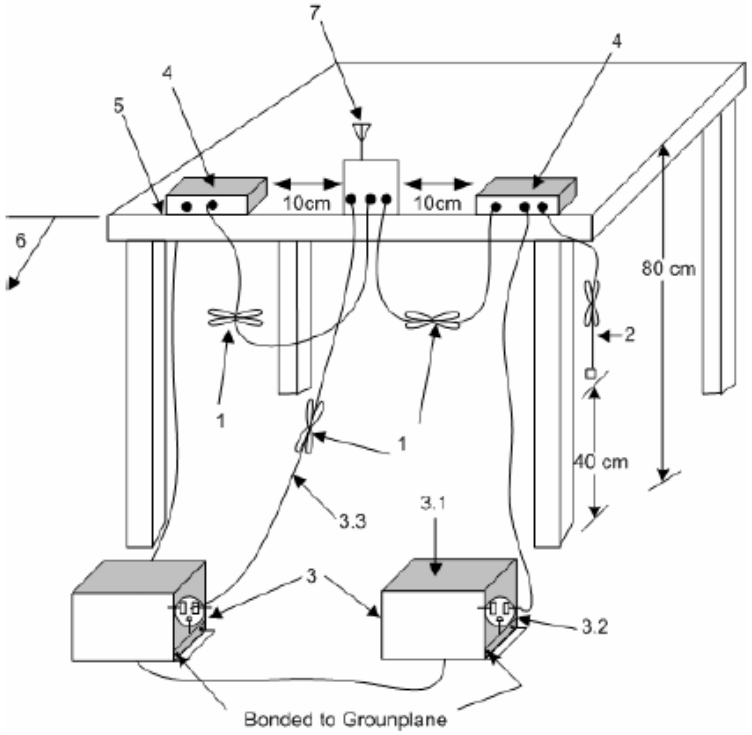

1—Interconnecting cables that hang closer than 40 cm to the ground plane shall be folded back and forth in the center forming a bundle 30 cm to 40 cm long.
2—The I/O cables that are not connected to an accessory shall be bundled in the center. The end of the cable may be terminated, if required, using the correct terminating impedance. The overall length shall not exceed 1 m.
3—EUT connected to one LISN. Unused LISN measuring port connectors shall be terminated in 50Ω loads. LISN may be placed on top of, or immediately beneath, reference ground plane.
3.1—All other equipment powered from additional LISN(s).
3.2—A multiple-outlet strip may be used for multiple power cords of non-EUT equipment.
3.3—LISN at least 80 cm from nearest part of EUT chassis.
4—Non-EUT components of EUT system being tested.
5—Rear of EUT, including peripherals, shall all be aligned and flush with edge of tabletop.
6—Edge of tabletop shall be 40 cm removed from a vertical conducting plane that is bonded to the ground plane.
7—Antenna can be integral or detachable. If detachable, then the antenna shall be attached for this test.

3.1.6 Test Result of AC Power-line Conducted Emissions

Refer as Appendix A

3.2 Emission Bandwidth

3.2.1 Emission Bandwidth Limit

Emission Bandwidth Limit
UNII Devices
☒ For the 5.15-5.25 GHz band, N/A
☐ For the 5.25-5.35 GHz band, N/A
☐ For the 5.47-5.725 GHz band, N/A
☐ For the 5.725-5.85 GHz band, 6 dB emission bandwidth ≥ 500kHz.

3.2.2 Measuring Instruments

Refer a test equipment and calibration data table in this test report.

3.2.3 Test Procedures

Test Method	
▪ For the emission bandwidth shall be measured using one of the options below:	
	☒ Refer as KDB 789033, clause C for EBW and clause D for OBW measurement.
	☐ Refer as ANSI C63.10, clause 6.9.3 for occupied bandwidth testing.
	☐ Refer as IC RSS-Gen, clause 6.7 for bandwidth testing.

3.2.4 Test Setup

Emission Bandwidth
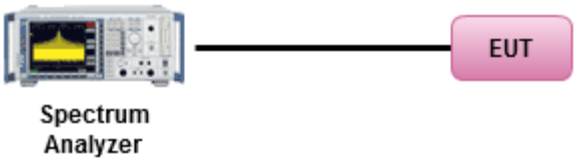

3.2.5 Test Result of Emission Bandwidth

Refer as Appendix B

3.3 Maximum Conducted Output Power

3.3.1 Maximum Conducted Output Power Limit

Maximum Conducted Output Power Limit	
UNII Devices	
☒	For the 5.15-5.25 GHz band:
	▪ Outdoor AP: the maximum conducted output power (P_{Out}) shall not exceed the lesser of 1 W. If G_{TX} > 6 dBi, then P_{Out} = 30 – (G_{TX} – 6). e.i.r.p. at any elevation angle above 30 degrees ≤ 125mW [21dBm]
	▪ Indoor AP: the maximum conducted output power (P_{Out}) shall not exceed the lesser of 1 W. If G_{TX} > 6 dBi, then P_{Out} = 30 – (G_{TX} – 6)
	▪ Point-to-point AP: the maximum conducted output power (P_{Out}) shall not exceed the lesser of 1 W If G_{TX} > 23 dBi, then P_{Out} = 30 – (G_{TX} – 23).
	▪ Mobile or Portable Client: the maximum conducted output power (P_{Out}) shall not exceed the lesser of 250 mW. If G_{TX} > 6 dBi, then P_{Out} = 24 – (G_{TX} – 6).
☐	For the 5.25-5.35 GHz band, the maximum conducted output power (P_{Out}) shall not exceed the lesser of 250 mW or 11 dBm + 10 log B, where B is the 26 dB emission bandwidth in MHz. If G_{TX} > 6 dBi, then P_{Out} = 24 – (G_{TX} – 6).
☐	For the 5.47-5.725 GHz band, the maximum conducted output power (P_{Out}) shall not exceed the lesser of 250 mW or 11 dBm + 10 log B, where B is the 26 dB emission bandwidth in MHz. If G_{TX} > 6 dBi, then P_{Out} = 24 – (G_{TX} – 6).
☐	For the 5.725-5.85 GHz band:
	▪ Point-to-multipoint systems (P2M): the maximum conducted output power (P_{Out}) shall not exceed the lesser of 1 W. If G_{TX} > 6 dBi, then P_{Out} = 30 – (G_{TX} – 6).
	▪ Point-to-point systems (P2P): the maximum conducted output power (P_{Out}) shall not exceed the lesser of 1 W.
P_{Out} = maximum conducted output power in dBm, **G_{TX}** = the maximum transmitting antenna directional gain in dBi.	

3.3.2 Measuring Instruments

Refer a test equipment and calibration data table in this test report.

3.3.3 Test Procedures

Test Method	
▪ Maximum Conducted Output Power	
	Duty cycle ≥ 98%
	☐ Refer as KDB 789033, clause E Method SA-2 (spectral trace averaging).
	Duty cycle < 98%
	☐ Refer as KDB 789033, clause E Method SA-2 Alt. (RMS detection with slow sweep speed)
	Wideband RF power meter and average over on/off periods with duty factor
	☒ Refer as KDB 789033, clause E Method PM (using an RF average power meter).
▪ For conducted measurement.	
	▪ If the EUT supports multiple transmit chains using options given below: Refer as KDB 662911, In-band power measurements. Using the measure-and-sum approach, measured all transmit ports individually. Sum the power (in linear power units e.g., mW) of all ports for each individual sample and save them.
	▪ If multiple transmit chains, EIRP calculation could be following as methods: $P_{total} = P_1 + P_2 + \ldots + P_n$ (calculated in linear unit [mW] and transfer to log unit [dBm]) $EIRP_{total} = P_{total} + DG$

3.3.4 Test Setup

RF Output Power (Power Meter)
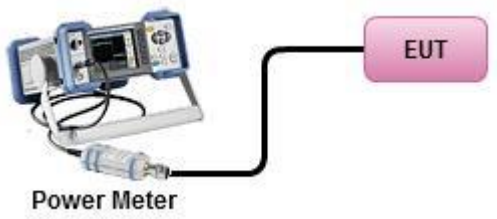

3.3.5 Test Result of Maximum Conducted Output Power

Refer as Appendix C

3.4 Peak Power Spectral Density

3.4.1 Peak Power Spectral Density Limit

Peak Power Spectral Density Limit	
UNII Devices	
☒ For the 5.15-5.25 GHz band:	
	▪ Outdoor AP: the peak power spectral density (PPSD) shall not exceed the lesser of 17dBm/MHz. If G_{TX} > 6 dBi, then P_{Out} = 17 – (G_{TX} – 6).
	▪ Indoor AP: the peak power spectral density (PPSD) shall not exceed the lesser of 17dBm/MHz. If G_{TX} > 6 dBi, then P_{Out} = 17 – (G_{TX} – 6).
	▪ Point-to-point AP: the peak power spectral density (PPSD) shall not exceed the lesser of 17dBm/MHz. If G_{TX} > 23 dBi, then P_{Out} = 17 – (G_{TX} – 23).
	▪ Mobile or Portable Client: the peak power spectral density (PPSD) ≤ 11 dBm/MHz. If G_{TX} > 6 dBi, then PPSD= 11 – (G_{TX} – 6)..
☐ For the 5.25-5.35 GHz band, the peak power spectral density (PPSD) ≤ 11 dBm/MHz. If G_{TX} > 6 dBi, then PPSD= 11 – (G_{TX} – 6).	
☐ For the 5.47-5.725 GHz band, the peak power spectral density (PPSD) ≤ 11 dBm/MHz. If G_{TX} > 6 dBi, then PPSD= 11 – (G_{TX} – 6).	
☐ For the 5.725-5.85 GHz band:	
	▪ Point-to-multipoint systems (P2M): the peak power spectral density (PPSD) ≤ 30 dBm/500kHz. If G_{TX} > 6 dBi, then PPSD= 30 – (G_{TX} – 6).
	▪ Point-to-point systems (P2P): the peak power spectral density (PPSD) ≤ 30 dBm/500kHz.
PPSD = peak power spectral density that he same method as used to determine the conducted output power shall be used to determine the power spectral density. And power spectral density in dBm/MHz **G_{TX}** = the maximum transmitting antenna directional gain in dBi.	

3.4.2 Measuring Instruments

Refer a test equipment and calibration data table in this test report.

3.4.3 Test Procedures

Test Method		
▪ Peak power spectral density procedures that the same method as used to determine the conducted output power shall be used to determine the peak power spectral density and use the peak search function on the spectrum analyzer to find the peak of the spectrum. For the peak power spectral density shall be measured using below options:		
	☐ Refer as KDB 789033, F)5) power spectral density can be measured using resolution bandwidths < 1 MHz provided that the results are integrated over 1 MHz bandwidth	
	Duty cycle ≥ 98%	
	☐ Refer as KDB 789033, clause E Method SA-2 (spectral trace averaging).	
	Duty cycle < 98%	
	☒ Refer as KDB 789033, clause E Method SA-2 Alt. (RMS detection with slow sweep speed)	
▪ For conducted measurement.		
	▪ If the EUT supports multiple transmit chains using options given below:	
		▪ Measure and sum the spectra across the outputs. Refer as KDB 662911, In-band power spectral density (PSD). Sample all transmit ports simultaneously using a spectrum analyzer for each transmit port. Where the trace bin-by-bin of each transmit port summing can be performed. (i.e., in the first spectral bin of output 1 is summed with that in the first spectral bin of output 2 and that from the first spectral bin of output 3, and so on up to the NTX output to obtain the value for the first frequency bin of the summed spectrum.). Add up the amplitude (power) values for the different transmit chains and use this as the new data trace.
	▪	If multiple transmit chains, EIRP PPSD calculation could be following as methods: $PPSD_{total} = PPSD_1 + PPSD_2 + \ldots + PPSD_n$ (calculated in linear unit [mW] and transfer to log unit [dBm]) $EIRP_{total} = PPSD_{total} + DG$

3.4.4 Test Setup

Power Spectral Density
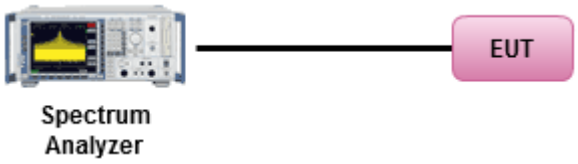

3.4.5 Test Result of Peak Power Spectral Density

Refer as Appendix D

3.5 Unwanted Emissions

3.5.1 Transmitter Radiated Unwanted Emissions Limit

Unwanted emissions below 1 GHz and restricted band emissions above 1GHz limit			
Frequency Range (MHz)	**Field Strength (uV/m)**	**Field Strength (dBuV/m)**	**Measure Distance (m)**
0.009~0.490	2400/F(kHz)	48.5 - 13.8	300
0.490~1.705	24000/F(kHz)	33.8 - 23	30
1.705~30.0	30	29	30
30~88	100	40	3
88~216	150	43.5	3
216~960	200	46	3
Above 960	500	54	3

Note 1: Test distance for frequencies at or above 30 MHz, measurements may be performed at a distance other than the limit distance provided they are not performed in the near field and the emissions to be measured can be detected by the measurement equipment. When performing measurements at a distance other than that specified, the results shall be extrapolated to the specified distance using an extrapolation factor of 20 dB/decade (inverse of linear distance for field-strength measurements, inverse of linear distance-squared for power-density measurements).

Note 2: Test distance for frequencies at below 30 MHz, measurements may be performed at a distance closer than the EUT limit distance; however, an attempt should be made to avoid making measurements in the near field. When performing measurements below 30 MHz at a closer distance than the limit distance, the results shall be extrapolated to the specified distance by either making measurements at a minimum of two or more distances on at least one radial to determine the proper extrapolation factor or by using the square of an inverse linear distance extrapolation factor (40 dB/decade). The test report shall specify the extrapolation method used to determine compliance of the EUT.

Note 3: Using the distance of 1m during the test for above 18 GHz, and the test value to correct for the distance factor at 3m.

Un-restricted band emissions above 1GHz Limit	
Operating Band	**Limit**
5.15 - 5.25 GHz	e.i.r.p. -27 dBm [68.2 dBuV/m@3m]
5.25 - 5.35 GHz	e.i.r.p. -27 dBm [68.2 dBuV/m@3m]
5.47 - 5.725 GHz	e.i.r.p. -27 dBm [68.2 dBuV/m@3m]
5.725 - 5.85 GHz	5.650-5700 GHz: e.i.r.p. -27 ~ 10 dBm [68.2 ~ 105.2 dBuV/m@3m] 5.700-5720 GHz: e.i.r.p. 10 ~ 15.6 dBm [105.2 ~ 110.8 dBuV/m@3m] 5.720-5725 GHz: e.i.r.p. 15.6 ~ 27 dBm [110.8 ~ 122.2 dBuV/m@3m] 5.850-5.855 GHz: e.i.r.p. 27 ~ 15.6 dBm [122.2 ~ 110.8 dBuV/m@3m] 5.855-5.875 GHz: e.i.r.p. 15.6 ~ 10 dBm [110.8 ~ 105.2 dBuV/m@3m] 5.875-5.925 GHz: e.i.r.p. 10 ~ -27 dBm [105.2 ~ 68.2dBuV/m@3m] Other un-restricted band: e.i.r.p. -27 dBm [68.2 dBuV/m@3m]

Note 1: Measurements may be performed at a distance other than the limit distance provided they are not performed in the near field and the emissions to be measured can be detected by the measurement equipment. When performing measurements at a distance other than that specified, the results shall be extrapolated to the specified distance using an extrapolation factor of 20 dB/decade (inverse of linear distance for field-strength measurements, inverse of linear distance-squared for power-density measurements).

3.5.2 Measuring Instruments

Refer a test equipment and calibration data table in this test report.

3.5.3 Test Procedures

Test Method		
▪ Measurements may be performed at a distance other than the limit distance provided they are not performed in the near field and the emissions to be measured can be detected by the measurement equipment. Measurements shall not be performed at a distance greater than 30 m for frequencies above 30 MHz, unless it can be further demonstrated that measurements at a distance of 30 m or less are impractical. When performing measurements at a distance other than that specified, the results shall be extrapolated to the specified distance using an extrapolation factor of 20 dB/decade (inverse of linear distance for field-strength measurements, inverse of linear distance-squared for power-density measurements).		
▪ The average emission levels shall be measured in [duty cycle ≥ 98 or duty factor].		
▪ For the transmitter unwanted emissions shall be measured using following options below:		
	▪ Refer as KDB 789033, clause G)2) for unwanted emissions into non-restricted bands.	
	▪ Refer as KDB 789033, clause G)1) for unwanted emissions into restricted bands.	
		☒ Refer as KDB 789033, G)6) Method VB (ANSI C63.10, clause 4.1.4.2.3), Reduced VBW.
		☒ Refer as KDB 789033, clause G)5) (ANSI C63.10, clause 4.1.4.2.2), measurement procedure peak limit.
▪ For radiated measurement.		
	▪ Refer as ANSI C63.10, clause 6.4 for radiated emissions below 30 MHz and test distance is 3m.	
	▪ Refer as ANSI C63.10, clause 6.5 for radiated emissions 30 MHz to 1 GHz and test distance is 3m.	
	▪ Refer as ANSI C63.10, clause 6.6 for radiated emissions above 1GHz.	
▪ The any unwanted emissions level shall not exceed the fundamental emission level.		
▪ All amplitude of spurious emissions that are attenuated by more than 20 dB below the permissible value has no need to be reported.		
▪ Use the following spectrum analyzer settings:		
	▪ Set RBW=100 kHz for f < 1 GHz; VBW=3 * RBW; Sweep = auto; Detector function = peak; Trace = max hold.	
	▪ Set RBW = 1 MHz, VBW= 3MHz for f ≥ 1 GHz for peak measurement. For average measurement, refer as 1.1.4.	
▪ KDB 414788 Open-Field Test Sites and Chamber Correlation Justification.		
	▪ Based on FCC 15.31(f)(2): measurements may be performed at a distance closer than that specified in regulations; however, an attempt should be made to avoid making measurements in the near field.	
	▪ Open-field site and chamber correlation testing had been performed and chamber measured test result is the worst case test result.	

3.5.4 Measurement Results Calculation

The measured Level is calculated using:
Corrected Reading: Raw(Read Level) + AF(Antenna Factor) + CL(Cable Loss) - PA(Preamp Factor)

3.5.5 Test Setup

Transmitter Radiated Unwanted Emissions
9kHz ~30MHz
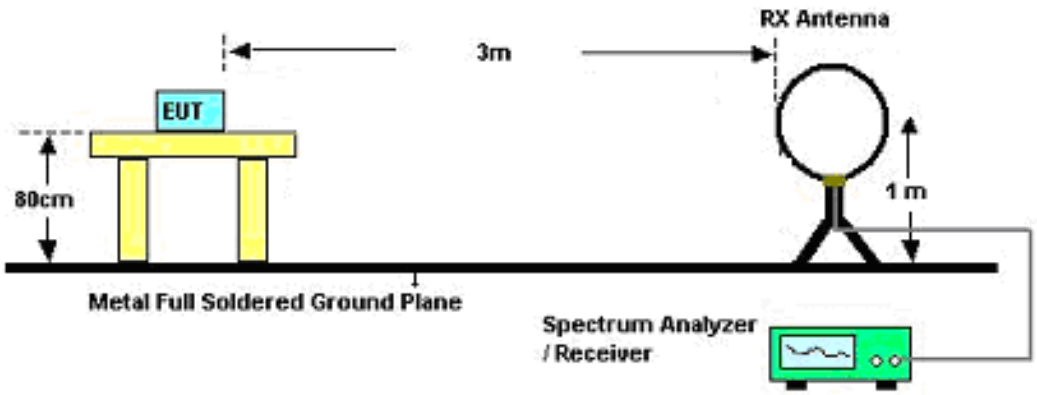
30MHz~1GHz
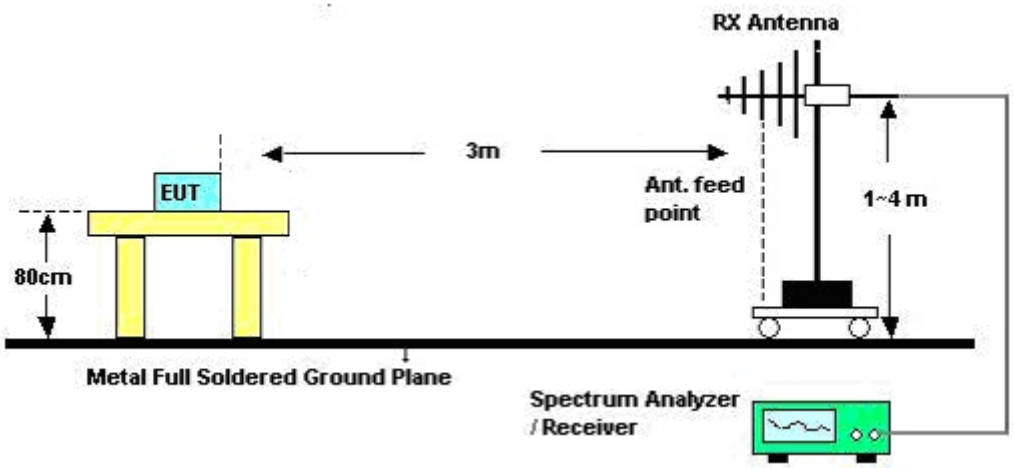

Above 1GHz

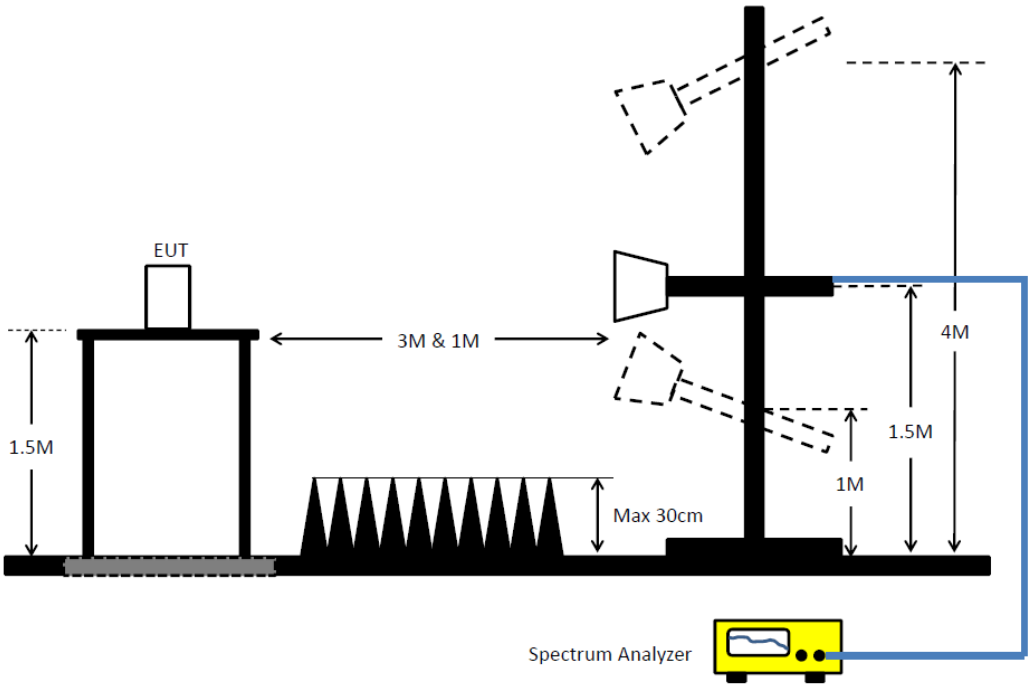

3.5.6 Transmitter Unwanted Emissions (Below 30MHz)

The amplitude of spurious emissions which are attenuated by more than 20dB below the permissible value has no need to be reported.

3.5.7 Test Result of Transmitter Unwanted Emissions

Refer as Appendix E

4 Test Equipment and Calibration Data

Instrument for AC Conduction

Instrument	Manufacturer /Brand	Model No.	Serial No.	Spec.	Calibration Date	Calibration Due Date
EMI Test Receiver	R&S	ESR	102052	9kHz ~ 3.6GHz	19/Apr/2021	18/Apr/2022
LISN	R&S	ENV216	101295	9kHz ~ 30MHz	11/Nov/2020	10/Nov/2021
RF Cable 5m	TITAN	TITAN	CO04-cable-01	0.1MHz~200MHz	03/Mar/2021	02/Mar/2022
Impuls Begrenzer Pulse Limiter	SCHWARZBECK	VTSD 9561-F	9561-F041	9kHz ~ 30MHz	15/Sep/2021	14/Sep/2022

Instrument for Conducted Test

Instrument	Manufacturer /Brand	Model No.	Serial No.	Spec.	Calibration Date	Calibration Due Date
Signal Analyzer	R&S	FSV 40	101013	10Hz~40GHz	30/Mar/2021	29/Mar/2022
SMB100A Signal Generator	R&S	SMB100A03	181147	100kHz~40GHz	20/Oct/2020	19/Oct/2021
Pulse Sensor	Anritsu	MA2411B	0917017	300MHz~40GHz	23/Feb/2021	22/Feb/2022
Power Meter	Anritsu	ML2495A	0949003	300MHz~40GHz	23/Feb/2021	22/Feb/2022

Instrument for Radiated Test

Instrument	Manufacturer /Brand	Model No.	Serial No.	Spec.	Calibration Date	Calibration Due Date
3m Semi Anechoic Chamber	SIDT FRANKONIA	SAC-3M	03CH03-HY	30MHz~1GHz 3m	03/Aug/2021	02/Aug/2022
3m Semi Anechoic Chamber	SIDT FRANKONIA	SAC-3M	03CH03-HY	1GHz~18GHz 3m	03/Aug/2021	02/Aug/2022
Signal Analyzer	R&S	FSV40	101515	10Hz~40GHz	26/Mar/2021	25/Mar/2022
Amplifier	HP	8447D	2944A08033	10kHz~1.3GHz	13/Apr/2021	12/Apr/2022
Microwave System Preamplifier	Agilent	8449B	3008A02326	1GHz~26.5GHz	15/Jul/2021	14/Jul/2022
Bilog Antenna & 6dB Attenuator	SCHAFFNER / EMCI	CBL6112B / N-6-05	22237 / AT-N-0603	30MHz~1GHz	25/Oct/2020	24/Oct/2021
Double Ridged Guide Horn Antenna	SCHWARZBECK	BBHA 9120 D	BBHA 9120 D 1531	1GHz~18GHz	24/Mar/2021	23/Mar/2022
RF Cable-R03m	Jye Bao	RG142	CB021	9kHz~30MHz	16/Jun/2021	15/Jun/2022
RF Cable-R03m	Jye Bao	RG142	MY37335/4+CB021-1+CB021-2	30MHz~1GHz	17/Mar/2021	16/Mar/2022
RF CABLE 5+6m	HUBER+SUHNER	SUOFLEX 104	SN MY38596/4+SN 804300/4	1GHz~40GHz	28/Jul/2021	27/Jul/2022
Broadband Horn Antenna	SCHWARZBECK	BBHA 9170	BBHA 9170221	15GHz~40GHz	11/Mar/2021	10/Mar/2022
Microwave Premplifier	EMC INSTRUMENTS	EM18G40G	060604	18GHz ~ 40GHz	09/Mar/2021	08/Mar/2022
Loop Antenna	TESEQ	HLA 6120	31244	9kHz~30MHz	16/Mar/2021	15/Mar/2022
EMI Test Receiver	R&S	ESR3	102052	9kHz~3.6GHz	19/Apr/2021	18/Apr/2022

Instrument for Radiated Emission Co-location

Instrument	Manufacturer /Brand	Model No.	Serial No.	Spec.	Calibration Date	Calibration Due Date
3m Semi Anechoic Chamber	SIDT FRANKONIA	SAC-3M	03CH03-HY	1GHz~18GHz 3m	03/Aug/2021	02/Aug/2022
Signal Analyzer	R&S	FSV40	101515	9kHz~40GHz	26/Mar/2021	25/Mar/2022
Microwave Preamplifier	Agilent	8449B	3008A02326	1GHz~26.5GHz	15/Jul/2021	14/Jul/2022
Double Ridged Guide Horn Antenna	SCHWARZBECK	BBHA 9120 D	BBHA 9120 D 1531	1GHz~18GHz	24/Mar/2021	23/Mar/2022
RF CABLE 5+6m	HUBER+ SUHNER	SUOFLEX 104	SN MY38596/4+SN 804300/4	1GHz~40GHz	28/Jul/2021	27/Jul/2022
Broadband Horn Antenna	SCHWARZBECK	BBHA 9170	BBHA 9170221	15GHz~40GHz	11/Mar/2021	10/Mar/2022
Microwave Premplifier	EMC INSTRUMENTS	EM18G40G	060604	18GHz ~ 40GHz	09/Mar/2021	08/Mar/2022

Summary

Mode	Result	Type	Freq (Hz)	Level (dBuV)	Limit (dBuV)	Margin (dB)	Condition
Mode 1	Pass	QP	152.414k	51.08	65.87	-14.79	Neutral

Mode Configure

Mode	Result	Type	Freq (Hz)	Level (dBuV)	Limit (dBuV)	Margin (dB)	Condition	Comments
Mode 1	Pass	QP	152.414k	50.96	65.87	-14.91	Line	-
Mode 1	Pass	AV	152.414k	35.60	55.87	-20.27	Line	-
Mode 1	Pass	QP	204.796k	42.41	63.42	-21.01	Line	-
Mode 1	Pass	AV	204.796k	27.63	53.42	-25.79	Line	-
Mode 1	Pass	QP	368.279k	29.89	58.54	-28.65	Line	-
Mode 1	Pass	AV	368.279k	19.77	48.54	-28.77	Line	-
Mode 1	Pass	QP	2.15M	23.65	56.00	-32.35	Line	-
Mode 1	Pass	AV	2.15M	17.99	46.00	-28.01	Line	-
Mode 1	Pass	QP	6.497M	23.35	60.00	-36.65	Line	-
Mode 1	Pass	AV	6.497M	19.21	50.00	-30.79	Line	-
Mode 1	Pass	QP	27.673M	21.21	60.00	-38.79	Line	-
Mode 1	Pass	AV	27.673M	17.92	50.00	-32.08	Line	-
Mode 1	Pass	QP	152.414k	51.08	65.87	-14.79	Neutral	-
Mode 1	Pass	AV	152.414k	35.53	55.87	-20.34	Neutral	-
Mode 1	Pass	QP	287.532k	34.02	60.59	-26.57	Neutral	-
Mode 1	Pass	AV	287.532k	23.46	50.59	-27.13	Neutral	-
Mode 1	Pass	QP	351.053k	28.74	58.94	-30.20	Neutral	-
Mode 1	Pass	AV	351.053k	19.55	48.94	-29.39	Neutral	-
Mode 1	Pass	QP	1.177M	20.95	56.00	-35.05	Neutral	-
Mode 1	Pass	AV	1.177M	16.94	46.00	-29.06	Neutral	-
Mode 1	Pass	QP	9.841M	22.66	60.00	-37.34	Neutral	-
Mode 1	Pass	AV	9.841M	18.98	50.00	-31.02	Neutral	-
Mode 1	Pass	QP	28.8M	23.37	60.00	-36.63	Neutral	-
Mode 1	Pass	AV	28.8M	20.22	50.00	-29.78	Neutral	-

Conducted Emissions at Powerline_Mode 1

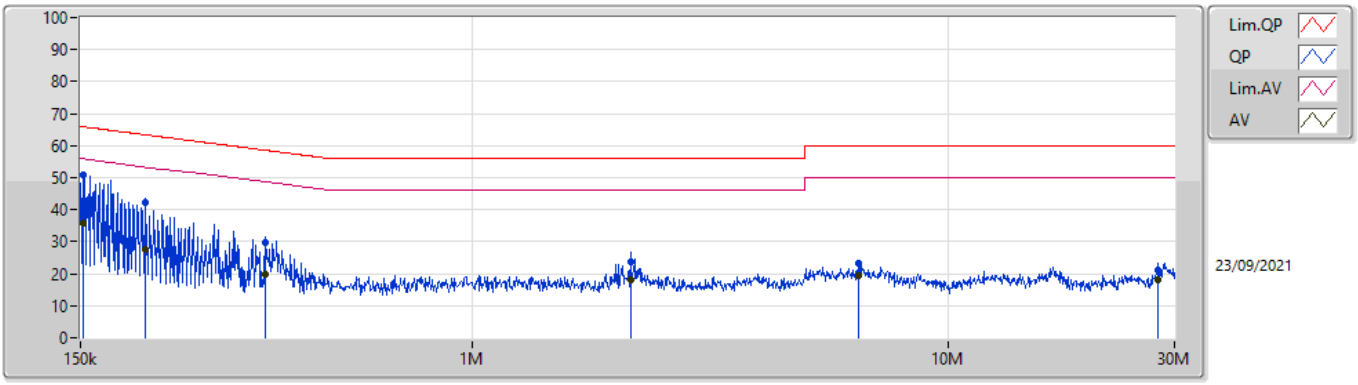

Type	Freq	Level	Limit	Margin	Factor	Condition	Comment	Raw	LISN	CL	AT
	(Hz)	(dBuV)	(dBuV)	(dB)	(dB)			(dBuV)	(dB)	(dB)	(dB)
QP	152.414k	50.96	65.87	-14.91	19.62	Line	-	31.34	9.69	0.04	9.89
AV	152.414k	35.60	55.87	-20.27	19.62	Line	-	15.98	9.69	0.04	9.89
QP	204.796k	42.41	63.42	-21.01	19.61	Line	-	22.80	9.68	0.04	9.89
AV	204.796k	27.63	53.42	-25.79	19.61	Line	-	8.02	9.68	0.04	9.89
QP	368.279k	29.89	58.54	-28.65	19.62	Line	-	10.27	9.67	0.06	9.89
AV	368.279k	19.77	48.54	-28.77	19.62	Line	-	0.15	9.67	0.06	9.89
QP	2.15M	23.65	56.00	-32.35	19.66	Line	-	3.99	9.68	0.10	9.88
AV	2.15M	17.99	46.00	-28.01	19.66	Line	-	-1.67	9.68	0.10	9.88
QP	6.497M	23.35	60.00	-36.65	19.77	Line	-	3.58	9.71	0.17	9.89
AV	6.497M	19.21	50.00	-30.79	19.77	Line	-	-0.56	9.71	0.17	9.89
QP	27.673M	21.21	60.00	-38.79	19.79	Line	-	1.42	9.56	0.33	9.90
AV	27.673M	17.92	50.00	-32.08	19.79	Line	-	-1.87	9.56	0.33	9.90

Conducted Emissions at Powerline_Mode 1

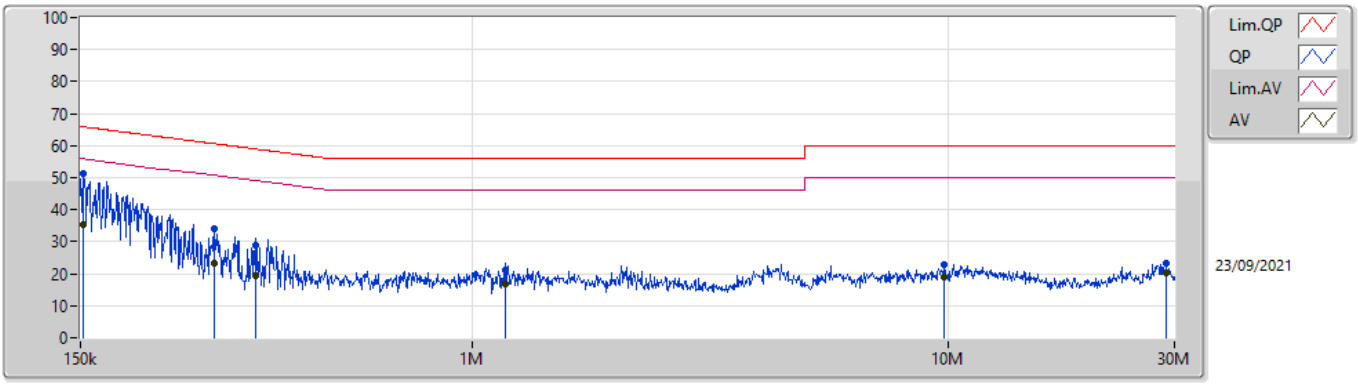

Type	Freq	Level	Limit	Margin	Factor	Condition	Comment	Raw	LISN	CL	AT
	(Hz)	(dBuV)	(dBuV)	(dB)	(dB)			(dBuV)	(dB)	(dB)	(dB)
QP	152.414k	51.08	65.87	-14.79	19.62	Neutral	-	31.46	9.69	0.04	9.89
AV	152.414k	35.53	55.87	-20.34	19.62	Neutral	-	15.91	9.69	0.04	9.89
QP	287.532k	34.02	60.59	-26.57	19.61	Neutral	-	14.41	9.67	0.05	9.89
AV	287.532k	23.46	50.59	-27.13	19.61	Neutral	-	3.85	9.67	0.05	9.89
QP	351.053k	28.74	58.94	-30.20	19.62	Neutral	-	9.12	9.67	0.06	9.89
AV	351.053k	19.55	48.94	-29.39	19.62	Neutral	-	-0.07	9.67	0.06	9.89
QP	1.177M	20.95	56.00	-35.05	19.64	Neutral	-	1.31	9.67	0.08	9.89
AV	1.177M	16.94	46.00	-29.06	19.64	Neutral	-	-2.70	9.67	0.08	9.89
QP	9.841M	22.66	60.00	-37.34	19.82	Neutral	-	2.84	9.73	0.20	9.89
AV	9.841M	18.98	50.00	-31.02	19.82	Neutral	-	-0.84	9.73	0.20	9.89
QP	28.8M	23.37	60.00	-36.63	19.95	Neutral	-	3.42	9.71	0.34	9.90
AV	28.8M	20.22	50.00	-29.78	19.95	Neutral	-	0.27	9.71	0.34	9.90

Summary

Mode	Result	Type	Freq (Hz)	Level (dBuV)	Limit (dBuV)	Margin (dB)	Condition
Mode 1	Pass	QP	151.807k	51.12	65.90	-14.78	Neutral

Mode Configure

Mode	Result	Type	Freq (Hz)	Level (dBuV)	Limit (dBuV)	Margin (dB)	Condition	Comments
Mode 1	Pass	QP	152.414k	50.89	65.87	-14.98	Line	-
Mode 1	Pass	AV	152.414k	35.62	55.87	-20.25	Line	-
Mode 1	Pass	QP	197.568k	44.04	63.71	-19.67	Line	-
Mode 1	Pass	AV	197.568k	28.52	53.71	-25.19	Line	-
Mode 1	Pass	QP	395.716k	26.93	57.95	-31.02	Line	-
Mode 1	Pass	AV	395.716k	18.72	47.95	-29.23	Line	-
Mode 1	Pass	QP	2.211M	27.27	56.00	-28.73	Line	-
Mode 1	Pass	AV	2.211M	20.22	46.00	-25.78	Line	-
Mode 1	Pass	QP	6.655M	23.16	60.00	-36.84	Line	-
Mode 1	Pass	AV	6.655M	19.11	50.00	-30.89	Line	-
Mode 1	Pass	QP	28.571M	22.94	60.00	-37.06	Line	-
Mode 1	Pass	AV	28.571M	19.46	50.00	-30.54	Line	-
Mode 1	Pass	QP	151.807k	51.12	65.90	-14.78	Neutral	-
Mode 1	Pass	AV	151.807k	35.67	55.90	-20.23	Neutral	-
Mode 1	Pass	QP	199.152k	43.60	63.65	-20.05	Neutral	-
Mode 1	Pass	AV	199.152k	28.53	53.65	-25.12	Neutral	-
Mode 1	Pass	QP	296.863k	27.79	60.32	-32.53	Neutral	-
Mode 1	Pass	AV	296.863k	16.97	50.32	-33.35	Neutral	-
Mode 1	Pass	QP	2.15M	23.72	56.00	-32.28	Neutral	-
Mode 1	Pass	AV	2.15M	18.57	46.00	-27.43	Neutral	-
Mode 1	Pass	QP	11.544M	23.12	60.00	-36.88	Neutral	-
Mode 1	Pass	AV	11.544M	19.34	50.00	-30.66	Neutral	-
Mode 1	Pass	QP	27.895M	23.96	60.00	-36.04	Neutral	-
Mode 1	Pass	AV	27.895M	20.50	50.00	-29.50	Neutral	-

Conducted Emissions at Powerline_Mode 1

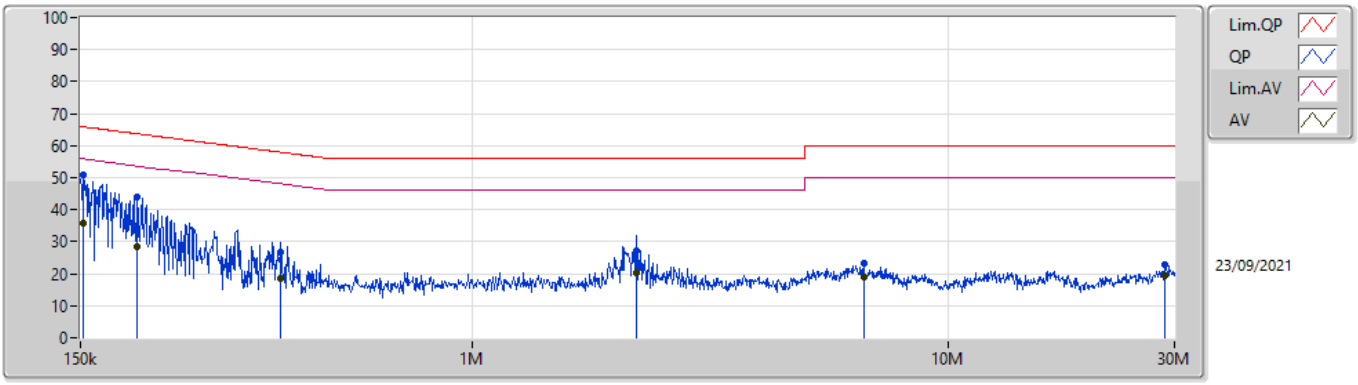

Type	Freq	Level	Limit	Margin	Factor	Condition	Comment	Raw	LISN	CL	AT
	(Hz)	(dBuV)	(dBuV)	(dB)	(dB)			(dBuV)	(dB)	(dB)	(dB)
QP	152.414k	50.89	65.87	-14.98	19.62	Line	-	31.27	9.69	0.04	9.89
AV	152.414k	35.62	55.87	-20.25	19.62	Line	-	16.00	9.69	0.04	9.89
QP	197.568k	44.04	63.71	-19.67	19.61	Line	-	24.43	9.68	0.04	9.89
AV	197.568k	28.52	53.71	-25.19	19.61	Line	-	8.91	9.68	0.04	9.89
QP	395.716k	26.93	57.95	-31.02	19.62	Line	-	7.31	9.67	0.06	9.89
AV	395.716k	18.72	47.95	-29.23	19.62	Line	-	-0.90	9.67	0.06	9.89
QP	2.211M	27.27	56.00	-28.73	19.67	Line	-	7.60	9.68	0.11	9.88
AV	2.211M	20.22	46.00	-25.78	19.67	Line	-	0.55	9.68	0.11	9.88
QP	6.655M	23.16	60.00	-36.84	19.77	Line	-	3.39	9.71	0.17	9.89
AV	6.655M	19.11	50.00	-30.89	19.77	Line	-	-0.66	9.71	0.17	9.89
QP	28.571M	22.94	60.00	-37.06	19.78	Line	-	3.16	9.55	0.33	9.90
AV	28.571M	19.46	50.00	-30.54	19.78	Line	-	-0.32	9.55	0.33	9.90

Conducted Emissions at Powerline_Mode 1

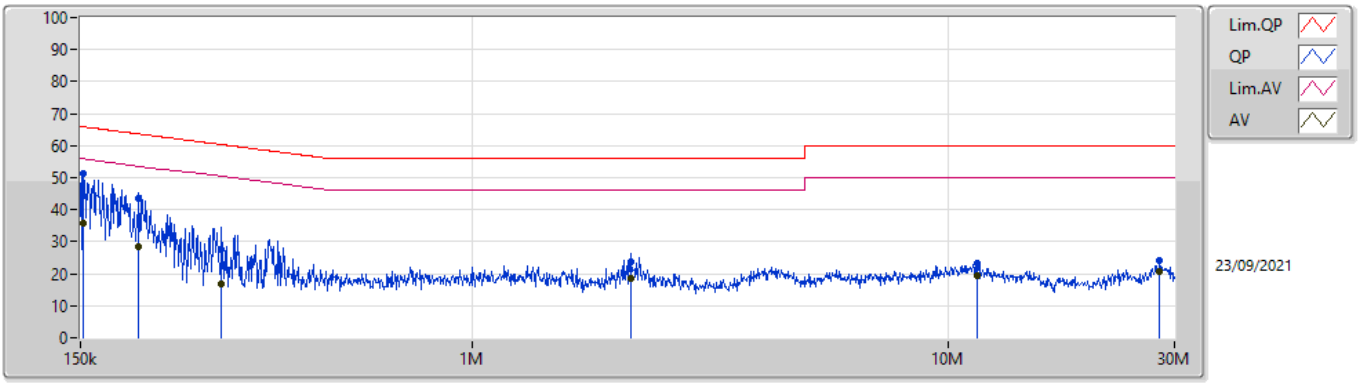

Type	Freq	Level	Limit	Margin	Factor	Condition	Comment	Raw	LISN	CL	AT
	(Hz)	(dBuV)	(dBuV)	(dB)	(dB)			(dBuV)	(dB)	(dB)	(dB)
QP	151.807k	51.12	65.90	-14.78	19.62	Neutral	-	31.50	9.69	0.04	9.89
AV	151.807k	35.67	55.90	-20.23	19.62	Neutral	-	16.05	9.69	0.04	9.89
QP	199.152k	43.60	63.65	-20.05	19.61	Neutral	-	23.99	9.68	0.04	9.89
AV	199.152k	28.53	53.65	-25.12	19.61	Neutral	-	8.92	9.68	0.04	9.89
QP	296.863k	27.79	60.32	-32.53	19.61	Neutral	-	8.18	9.67	0.05	9.89
AV	296.863k	16.97	50.32	-33.35	19.61	Neutral	-	-2.64	9.67	0.05	9.89
QP	2.15M	23.72	56.00	-32.28	19.66	Neutral	-	4.06	9.68	0.10	9.88
AV	2.15M	18.57	46.00	-27.43	19.66	Neutral	-	-1.09	9.68	0.10	9.88
QP	11.544M	23.12	60.00	-36.88	19.84	Neutral	-	3.28	9.73	0.22	9.89
AV	11.544M	19.34	50.00	-30.66	19.84	Neutral	-	-0.50	9.73	0.22	9.89
QP	27.895M	23.96	60.00	-36.04	19.94	Neutral	-	4.02	9.71	0.33	9.90
AV	27.895M	20.50	50.00	-29.50	19.94	Neutral	-	0.56	9.71	0.33	9.90

Summary

Mode	Max-N dB (Hz)	Max-OBW (Hz)	ITU-Code	Min-N dB (Hz)	Min-OBW (Hz)
5.15-5.25GHz	-	-	-	-	-
802.11a_Nss1,(6Mbps)_2TX	22.44M	16.822M	16M8D1D	20.04M	16.642M
802.11ax HEW20_Nss1,(MCS0)_2TX	33.93M	19.16M	19M2D1D	19.95M	18.861M
802.11ax HEW40_Nss1,(MCS0)_2TX	42.3M	37.901M	37M9D1D	39.6M	37.661M
802.11ax HEW80_Nss1,(MCS0)_2TX	80.28M	76.642M	76M6D1D	80.04M	76.522M

Max-N dB = Maximum 6dB down bandwidth for 5.725-5.85GHz band / Maximum 26dB down bandwidth for other band;
Max-OBW = Maximum 99% occupied bandwidth;
Min-N dB = Minimum 6dB down bandwidth for 5.725-5.85GHz band / Maximum 26dB down bandwidth for other band;
Min-OBW = Minimum 99% occupied bandwidth

Result

Mode	Result	Limit (Hz)	Port 1-N dB (Hz)	Port 1-OBW (Hz)	Port 2-N dB (Hz)	Port 2-OBW (Hz)	Port 3-N dB (Hz)	Port 3-OBW (Hz)	Port 4-N dB (Hz)	Port 4-OBW (Hz)
802.11a_Nss1,(6Mbps)_2TX	-	-	-	-	-	-	-	-	-	-
5180MHz	Pass	Inf	20.4M	16.732M	22.44M	16.702M				
5200MHz	Pass	Inf	20.19M	16.732M	20.22M	16.642M				
5240MHz	Pass	Inf	20.34M	16.822M	20.04M	16.642M				
802.11ax HEW20_Nss1,(MCS0)_2TX	-	-	-	-	-	-	-	-	-	-
5180MHz	Pass	Inf	25.71M	19.04M	28.17M	19.13M				
5200MHz	Pass	Inf	28.23M	19.13M	33.93M	19.16M				
5240MHz	Pass	Inf	19.95M	18.861M	20.04M	18.861M				
802.11ax HEW40_Nss1,(MCS0)_2TX	-	-	-	-	-	-	-	-	-	-
5190MHz	Pass	Inf	39.6M	37.661M	39.66M	37.661M				
5230MHz	Pass	Inf	39.6M	37.721M	42.3M	37.901M				
802.11ax HEW80_Nss1,(MCS0)_2TX	-	-	-	-	-	-	-	-	-	-
5210MHz	Pass	Inf	80.04M	76.522M	80.28M	76.642M				

Port X-N dB = Port X 6dB down bandwidth for 5.725-5.85GHz band / 26dB down bandwidth for other band
Port X-OBW = Port X 99% occupied bandwidth

802.11a_Nss1,(6Mbps)_2TX EBW

5180MHz

23/09/2021

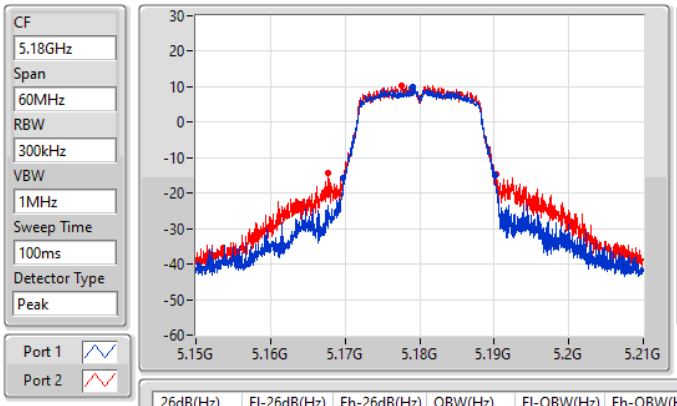

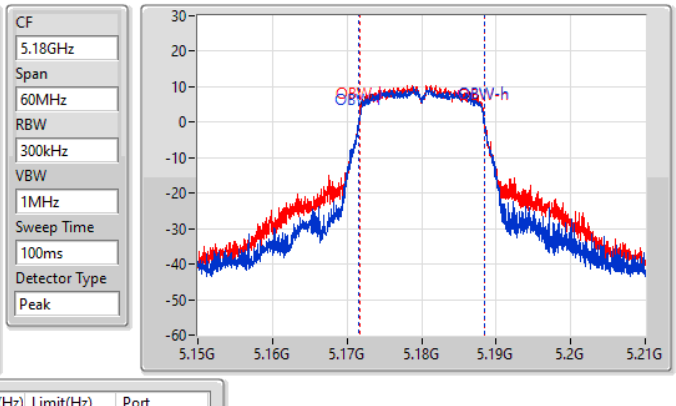

26dB(Hz)	Fl-26dB(Hz)	Fh-26dB(Hz)	OBW(Hz)	Fl-OBW(Hz)	Fh-OBW(Hz)	Limit(Hz)	Port
20.4M	5.16974G	5.19014G	16.732M	5.171634G	5.188366G	Inf	1
22.44M	5.16776G	5.1902G	16.702M	5.171664G	5.188366G	Inf	2

802.11a_Nss1,(6Mbps)_2TX EBW

5200MHz

23/09/2021

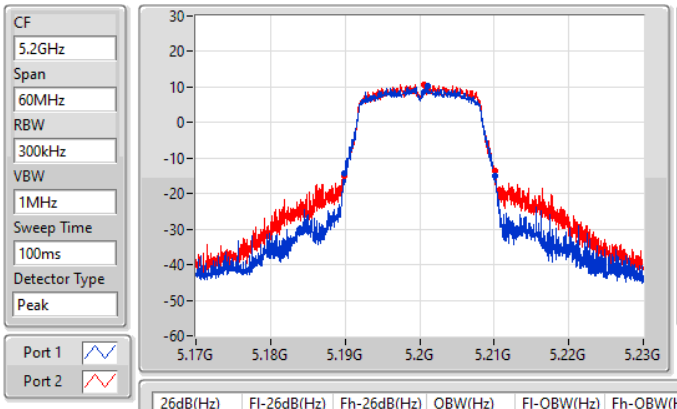

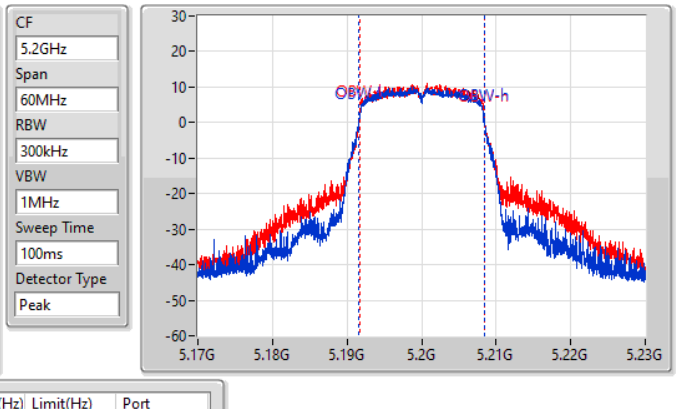

26dB(Hz)	Fl-26dB(Hz)	Fh-26dB(Hz)	OBW(Hz)	Fl-OBW(Hz)	Fh-OBW(Hz)	Limit(Hz)	Port
20.19M	5.18986G	5.21005G	16.732M	5.191634G	5.208366G	Inf	1
20.22M	5.18986G	5.21008G	16.642M	5.191724G	5.208366G	Inf	2

802.11a_Nss1,(6Mbps)_2TX EBW

5240MHz

23/09/2021

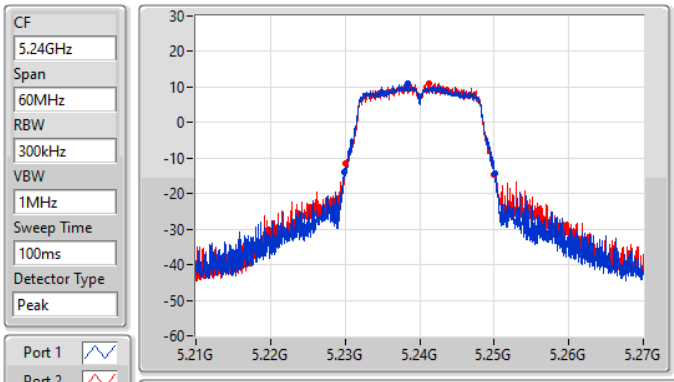

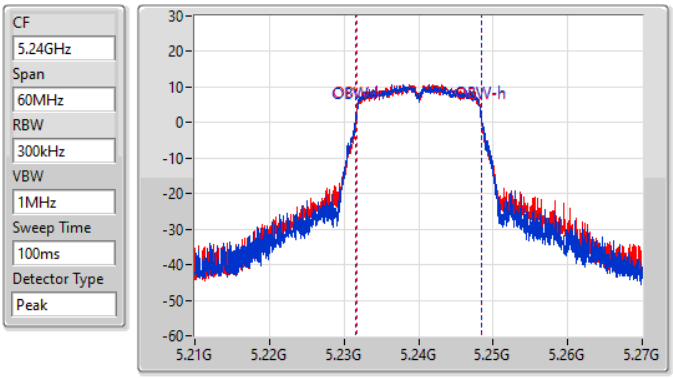

26dB(Hz)	Fl-26dB(Hz)	Fh-26dB(Hz)	OBW(Hz)	Fl-OBW(Hz)	Fh-OBW(Hz)	Limit(Hz)	Port
20.34M	5.22983G	5.25017G	16.822M	5.231604G	5.248426G	Inf	1
20.04M	5.22998G	5.25002G	16.642M	5.231724G	5.248366G	Inf	2

802.11ax HEW20_Nss1,(MCS0)_2TX EBW

5180MHz

23/09/2021

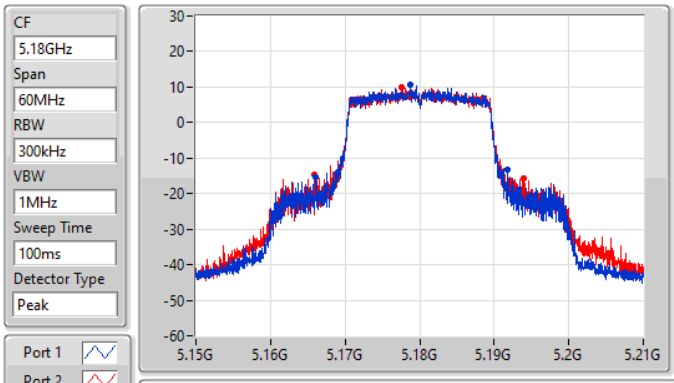

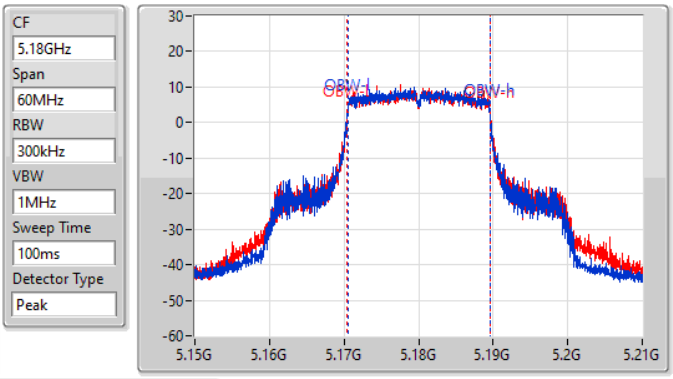

26dB(Hz)	Fl-26dB(Hz)	Fh-26dB(Hz)	OBW(Hz)	Fl-OBW(Hz)	Fh-OBW(Hz)	Limit(Hz)	Port
25.71M	5.16605G	5.19176G	19.04M	5.170495G	5.189535G	Inf	1
28.17M	5.16581G	5.19398G	19.13M	5.170465G	5.189595G	Inf	2

802.11ax HEW20_Nss1,(MCS0)_2TX EBW

5200MHz

23/09/2021

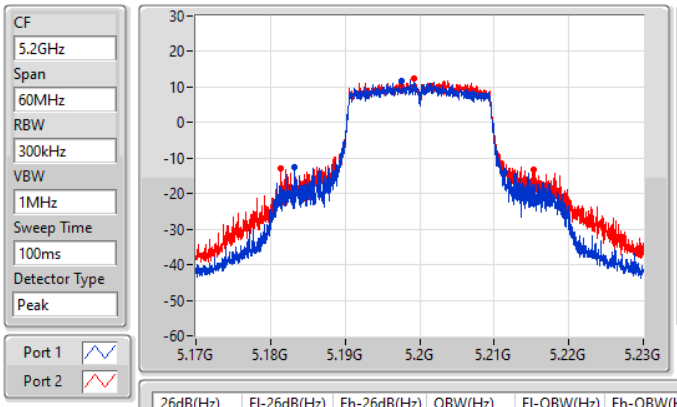

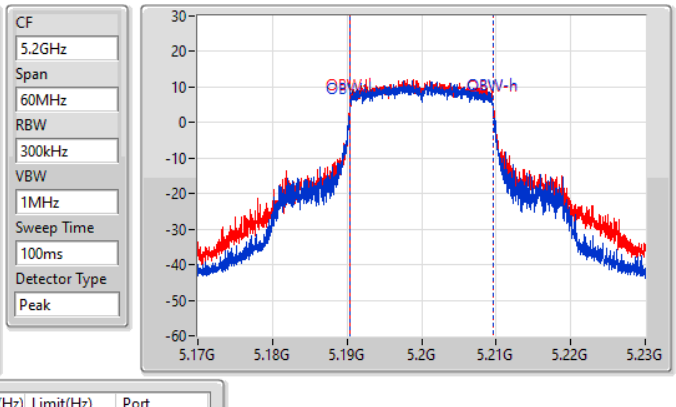

26dB(Hz)	Fl-26dB(Hz)	Fh-26dB(Hz)	OBW(Hz)	Fl-OBW(Hz)	Fh-OBW(Hz)	Limit(Hz)	Port
28.23M	5.1832G	5.21143G	19.13M	5.190435G	5.209565G	Inf	1
33.93M	5.18143G	5.21536G	19.16M	5.190465G	5.209625G	Inf	2

802.11ax HEW20_Nss1,(MCS0)_2TX EBW

5240MHz

23/09/2021

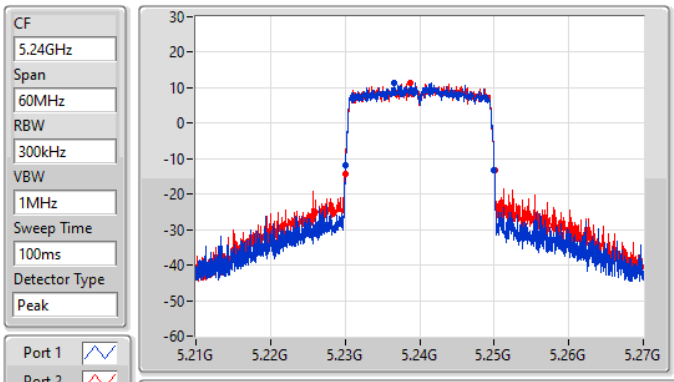

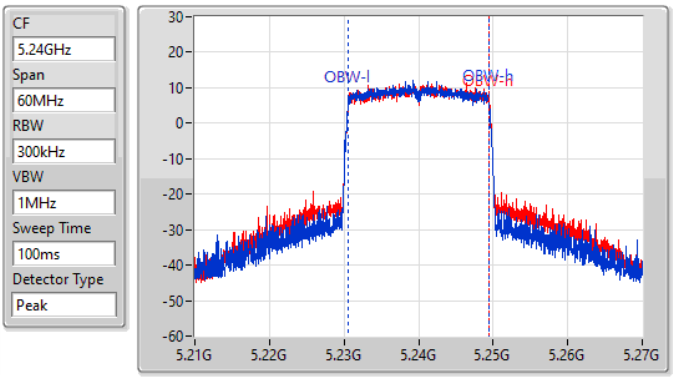

26dB(Hz)	Fl-26dB(Hz)	Fh-26dB(Hz)	OBW(Hz)	Fl-OBW(Hz)	Fh-OBW(Hz)	Limit(Hz)	Port
19.95M	5.23007G	5.25002G	18.861M	5.230585G	5.249445G	Inf	1
20.04M	5.23001G	5.25005G	18.861M	5.230585G	5.249445G	Inf	2

802.11ax HEW40_Nss1,(MCS0)_2TX EBW

5190MHz

23/09/2021

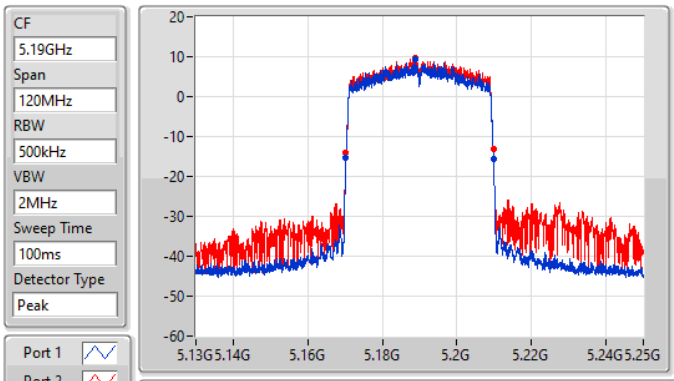

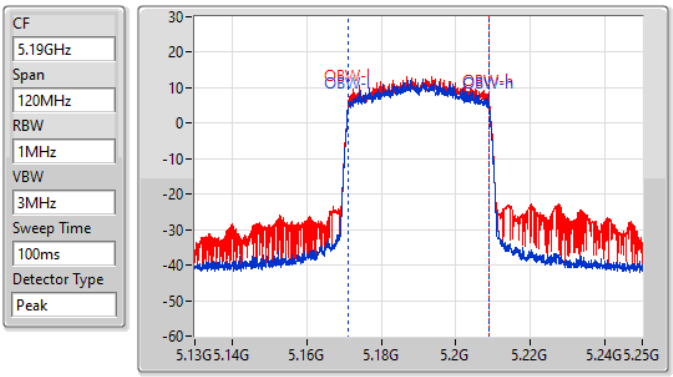

26dB(Hz)	Fl-26dB(Hz)	Fh-26dB(Hz)	OBW(Hz)	Fl-OBW(Hz)	Fh-OBW(Hz)	Limit(Hz)	Port
39.6M	5.1702G	5.2098G	37.661M	5.171169G	5.208831G	Inf	1
39.66M	5.1702G	5.20986G	37.661M	5.171229G	5.208891G	Inf	2

802.11ax HEW40_Nss1,(MCS0)_2TX EBW

5230MHz

23/09/2021

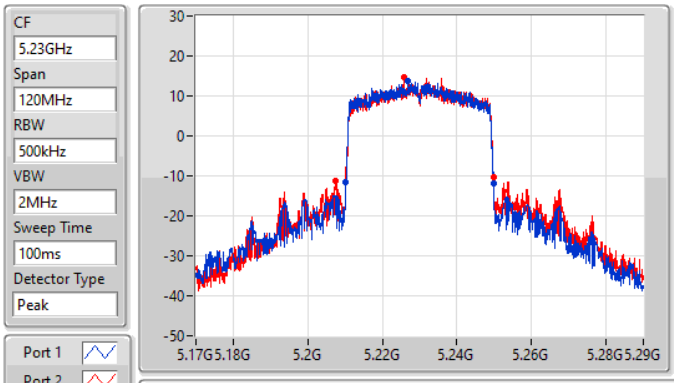

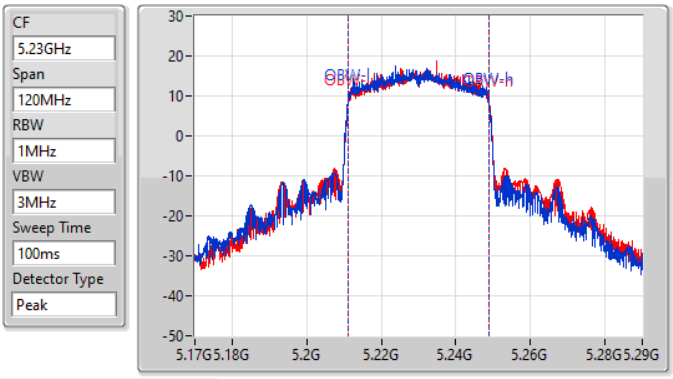

26dB(Hz)	Fl-26dB(Hz)	Fh-26dB(Hz)	OBW(Hz)	Fl-OBW(Hz)	Fh-OBW(Hz)	Limit(Hz)	Port
39.6M	5.21026G	5.24986G	37.721M	5.211109G	5.248831G	Inf	1
42.3M	5.20756G	5.24986G	37.901M	5.211109G	5.24901G	Inf	2

802.11ax HEW80_Nss1,(MCS0)_2TX EBW

5210MHz

23/09/2021

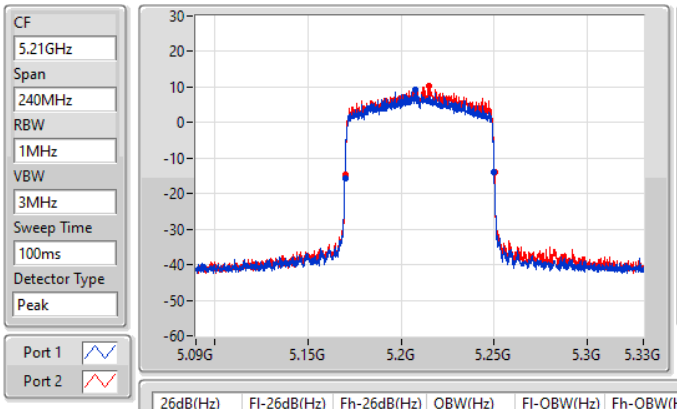

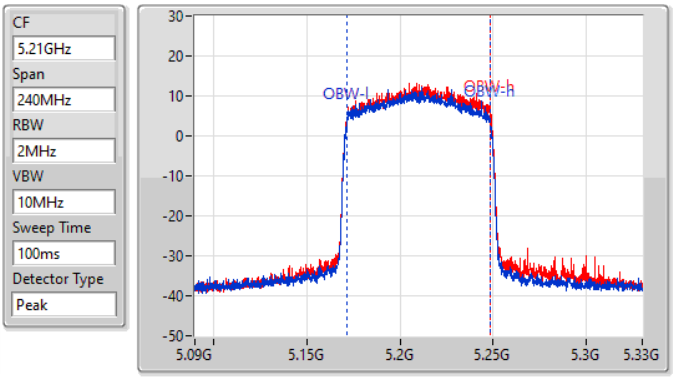

26dB(Hz)	Fl-26dB(Hz)	Fh-26dB(Hz)	OBW(Hz)	Fl-OBW(Hz)	Fh-OBW(Hz)	Limit(Hz)	Port
80.04M	5.16992G	5.24996G	76.522M	5.171739G	5.248261G	Inf	1
80.28M	5.16992G	5.2502G	76.642M	5.171859G	5.248501G	Inf	2

Summary

Mode	Max-N dB (Hz)	Max-OBW (Hz)	ITU-Code	Min-N dB (Hz)	Min-OBW (Hz)
5.15-5.25GHz	-	-	-	-	-
802.11ax HEW20-BF_Nss1,(MCS0)_2TX	37.98M	19.34M	19M3D1D	20.01M	18.921M
802.11ax HEW40-BF_Nss1,(MCS0)_2TX	44.34M	38.081M	38M1D1D	39.6M	37.841M
802.11ax HEW80-BF_Nss1,(MCS0)_2TX	80.4M	76.882M	76M9D1D	80.16M	76.762M

Max-N dB = Maximum 6dB down bandwidth for 5.725-5.85GHz band / Maximum 26dB down bandwidth for other band;
Max-OBW = Maximum 99% occupied bandwidth;
Min-N dB = Minimum 6dB down bandwidth for 5.725-5.85GHz band / Maximum 26dB down bandwidth for other band;
Min-OBW = Minimum 99% occupied bandwidth

Result

Mode	Result	Limit (Hz)	Port 1-N dB (Hz)	Port 1-OBW (Hz)	Port 2-N dB (Hz)	Port 2-OBW (Hz)	Port 3-N dB (Hz)	Port 3-OBW (Hz)	Port 4-N dB (Hz)	Port 4-OBW (Hz)
802.11ax HEW20-BF_Nss1,(MCS0)_2TX	-	-	-	-	-	-	-	-	-	-
5180MHz	Pass	Inf	30.99M	19.16M	37.98M	19.34M				
5200MHz	Pass	Inf	26.34M	19.13M	33.75M	19.31M				
5240MHz	Pass	Inf	20.04M	18.921M	20.01M	18.921M				
802.11ax HEW40-BF_Nss1,(MCS0)_2TX	-	-	-	-	-	-	-	-	-	-
5190MHz	Pass	Inf	39.72M	37.841M	43.2M	38.081M				
5230MHz	Pass	Inf	39.6M	37.841M	44.34M	37.901M				
802.11ax HEW80-BF_Nss1,(MCS0)_2TX	-	-	-	-	-	-	-	-	-	-
5210MHz	Pass	Inf	80.4M	76.762M	80.16M	76.882M				

Port X-N dB = Port X 6dB down bandwidth for 5.725-5.85GHz band / 26dB down bandwidth for other band
Port X-OBW = Port X 99% occupied bandwidth

802.11ax HEW20-BF_Nss1,(MCS0)_2TX EBW

5180MHz

23/09/2021

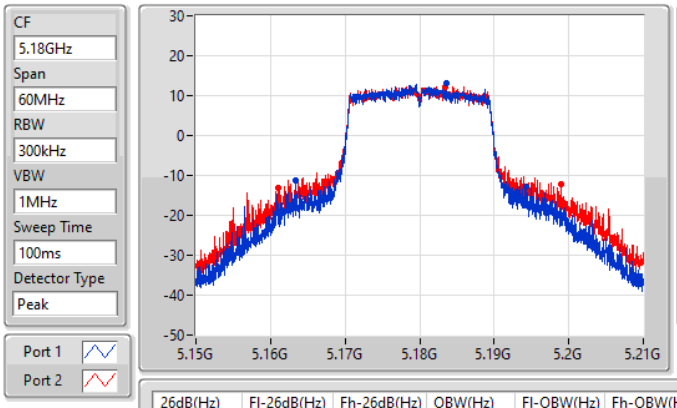

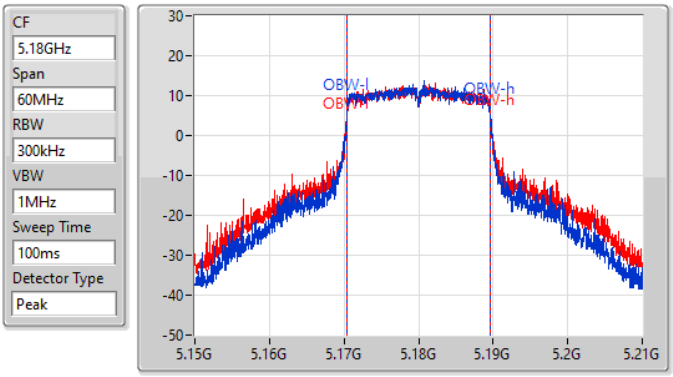

26dB(Hz)	Fl-26dB(Hz)	Fh-26dB(Hz)	OBW(Hz)	Fl-OBW(Hz)	Fh-OBW(Hz)	Limit(Hz)	Port
30.99M	5.16329G	5.19428G	19.16M	5.170405G	5.189565G	Inf	1
37.98M	5.16107G	5.19905G	19.34M	5.170345G	5.189685G	Inf	2

802.11ax HEW20-BF_Nss1,(MCS0)_2TX EBW

5200MHz

23/09/2021

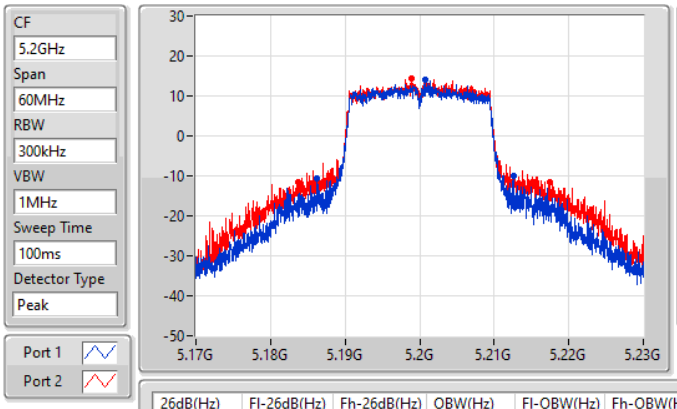

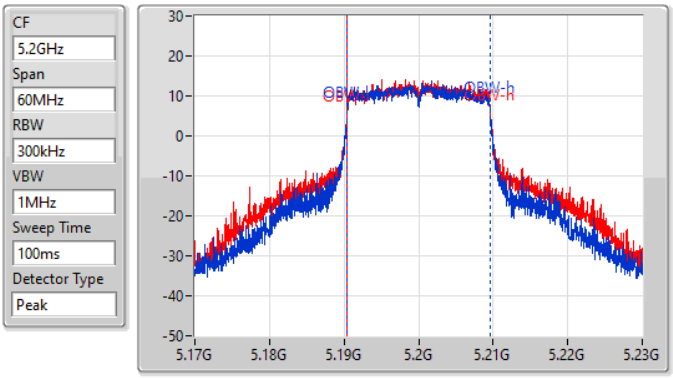

26dB(Hz)	Fl-26dB(Hz)	Fh-26dB(Hz)	OBW(Hz)	Fl-OBW(Hz)	Fh-OBW(Hz)	Limit(Hz)	Port
26.34M	5.1862G	5.21254G	19.13M	5.190435G	5.209565G	Inf	1
33.75M	5.18374G	5.21749G	19.31M	5.190375G	5.209685G	Inf	2

802.11ax HEW20-BF_Nss1,(MCS0)_2TX EBW

5240MHz

23/09/2021

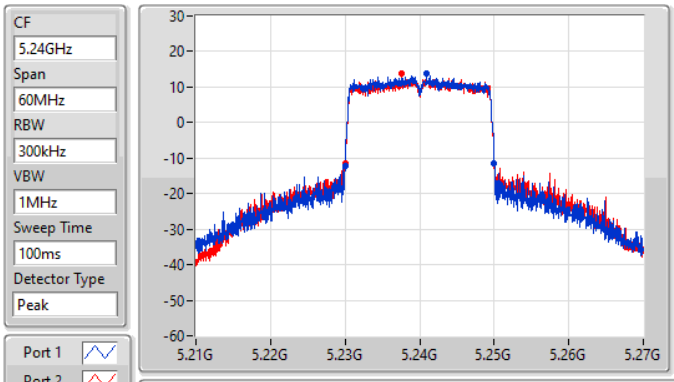

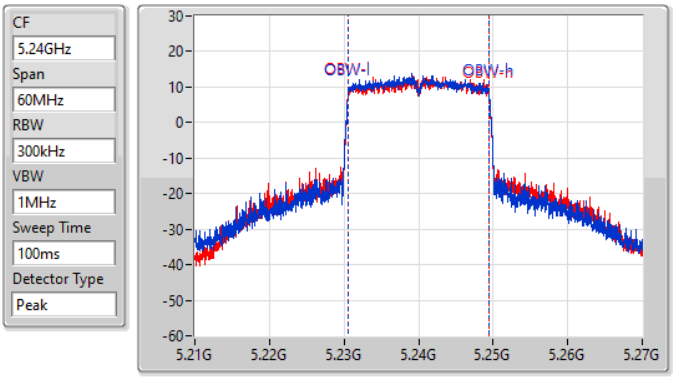

26dB(Hz)	Fl-26dB(Hz)	Fh-26dB(Hz)	OBW(Hz)	Fl-OBW(Hz)	Fh-OBW(Hz)	Limit(Hz)	Port
20.04M	5.22998G	5.25002G	18.921M	5.230555G	5.249475G	Inf	1
20.01M	5.23001G	5.25002G	18.921M	5.230555G	5.249475G	Inf	2

802.11ax HEW40-BF_Nss1,(MCS0)_2TX EBW

5190MHz

24/09/2021

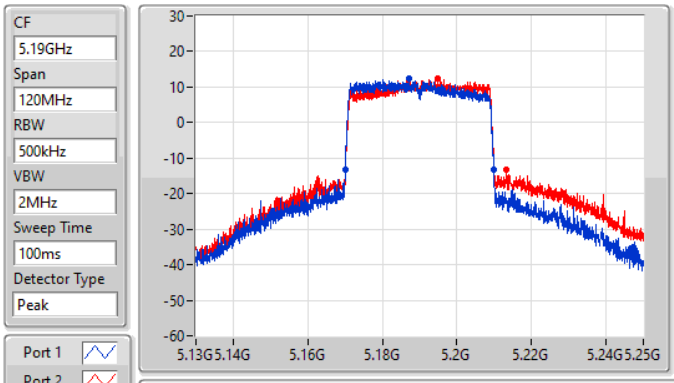

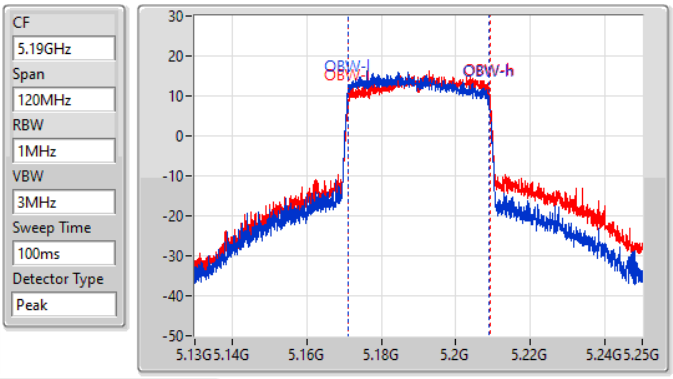

26dB(Hz)	Fl-26dB(Hz)	Fh-26dB(Hz)	OBW(Hz)	Fl-OBW(Hz)	Fh-OBW(Hz)	Limit(Hz)	Port
39.72M	5.17014G	5.20986G	37.841M	5.17099G	5.208831G	Inf	1
43.2M	5.17014G	5.21334G	38.081M	5.171109G	5.20919G	Inf	2

802.11ax HEW40-BF_Nss1,(MCS0)_2TX EBW

5230MHz

23/09/2021

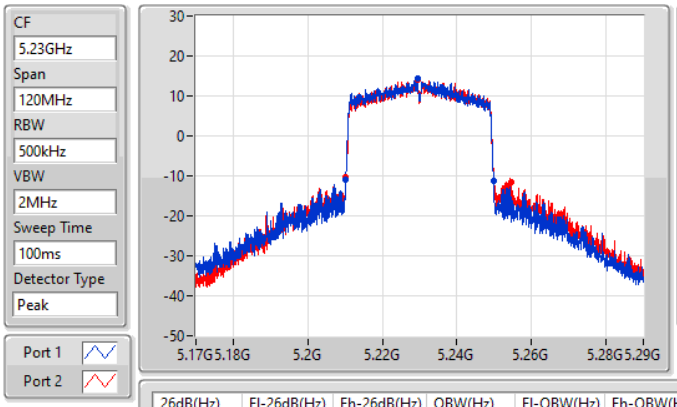

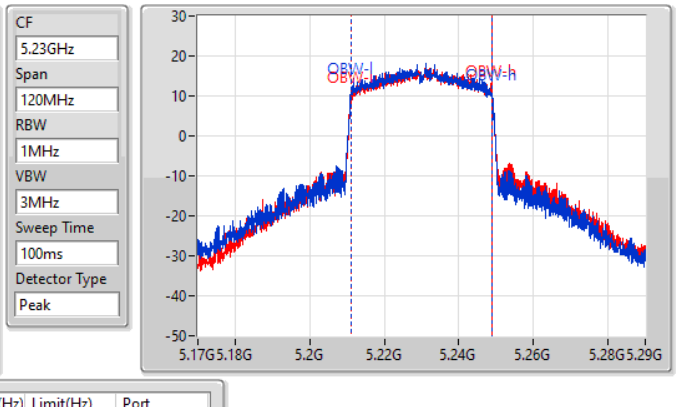

26dB(Hz)	Fl-26dB(Hz)	Fh-26dB(Hz)	OBW(Hz)	Fl-OBW(Hz)	Fh-OBW(Hz)	Limit(Hz)	Port
39.6M	5.2102G	5.2498G	37.841M	5.211049G	5.248891G	Inf	1
44.34M	5.2102G	5.25454G	37.901M	5.211109G	5.24901G	Inf	2

802.11ax HEW80-BF_Nss1,(MCS0)_2TX EBW

5210MHz

23/09/2021

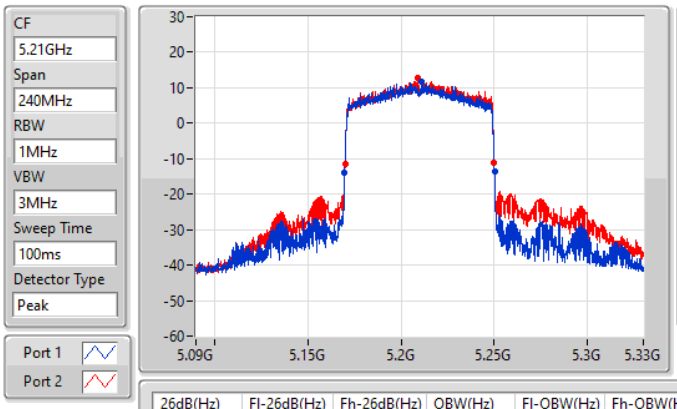

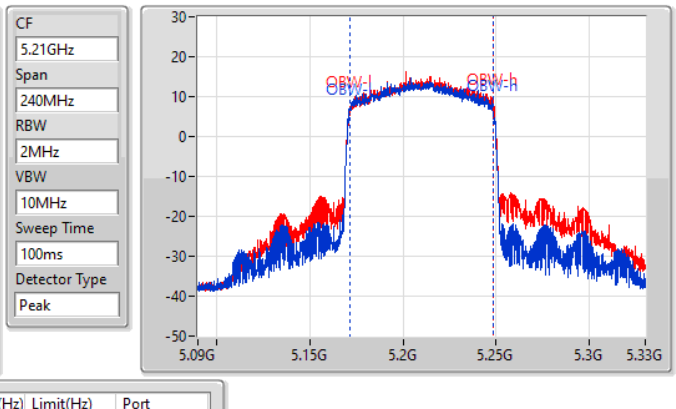

26dB(Hz)	Fl-26dB(Hz)	Fh-26dB(Hz)	OBW(Hz)	Fl-OBW(Hz)	Fh-OBW(Hz)	Limit(Hz)	Port
80.4M	5.1698G	5.2502G	76.762M	5.171499G	5.248261G	Inf	1
80.16M	5.16992G	5.25008G	76.882M	5.171739G	5.248621G	Inf	2

Summary

Mode	Total Power (dBm)	Total Power (W)	EIRP (dBm)	EIRP (W)
5.15-5.25GHz	-	-	-	-
802.11a_Nss1,(6Mbps)_2TX	21.31	0.13521	25.01	0.31696
802.11ax HEW20_Nss1,(MCS0)_2TX	21.49	0.14093	25.19	0.33037
802.11ax HEW40_Nss1,(MCS0)_2TX	21.93	0.15596	25.63	0.36559
802.11ax HEW80_Nss1,(MCS0)_2TX	17.22	0.05272	20.92	0.12359

Result

Mode	Result	DG (dBi)	Port 1 (dBm)	Port 2 (dBm)	Port 3 (dBm)	Port 4 (dBm)	Total Power (dBm)	Power Limit (dBm)	EIRP (dBm)	EIRP Limit (dBm)
802.11a_Nss1,(6Mbps)_2TX	-	-	-	-	-	-	-	-	-	-
5180MHz	Pass	3.70	17.66	17.81			20.75	30.00	24.45	36.00
5200MHz	Pass	3.70	17.73	17.93			20.84	30.00	24.54	36.00
5240MHz	Pass	3.70	18.42	18.18			21.31	30.00	25.01	36.00
802.11ax HEW20_Nss1,(MCS0)_2TX	-	-	-	-	-	-	-	-	-	-
5180MHz	Pass	3.70	16.34	16.40			19.38	30.00	23.08	36.00
5200MHz	Pass	3.70	18.30	18.65			21.49	30.00	25.19	36.00
5240MHz	Pass	3.70	17.89	17.73			20.82	30.00	24.52	36.00
802.11ax HEW40_Nss1,(MCS0)_2TX	-	-	-	-	-	-	-	-	-	-
5190MHz	Pass	3.70	14.66	15.30			18.00	30.00	21.70	36.00
5230MHz	Pass	3.70	18.88	18.96			21.93	30.00	25.63	36.00
802.11ax HEW80_Nss1,(MCS0)_2TX	-	-	-	-	-	-	-	-	-	-
5210MHz	Pass	3.70	13.64	14.71			17.22	30.00	20.92	36.00

DG = Directional Gain; Port X = Port X output power

Summary

Mode	Total Power (dBm)	Total Power (W)	EIRP (dBm)	EIRP (W)
5.15-5.25GHz	-	-	-	-
802.11ax HEW20-BF_Nss1,(MCS0)_2TX	23.09	0.20370	29.80	0.95499
802.11ax HEW40-BF_Nss1,(MCS0)_2TX	22.79	0.19011	29.50	0.89125
802.11ax HEW80-BF_Nss1,(MCS0)_2TX	19.85	0.09661	26.56	0.45290

Result

Mode	Result	DG (dBi)	Port 1 (dBm)	Port 2 (dBm)	Port 3 (dBm)	Port 4 (dBm)	Total Power (dBm)	Power Limit (dBm)	EIRP (dBm)	EIRP Limit (dBm)
802.11ax HEW20-BF_Nss1,(MCS0)_2TX	-	-	-	-	-	-	-	-	-	-
5180MHz	Pass	6.71	19.49	19.54			22.53	29.29	29.24	36.00
5200MHz	Pass	6.71	19.81	20.34			23.09	29.29	29.80	36.00
5240MHz	Pass	6.71	19.57	19.29			22.44	29.29	29.15	36.00
802.11ax HEW40-BF_Nss1,(MCS0)_2TX	-	-	-	-	-	-	-	-	-	-
5190MHz	Pass	6.71	18.79	18.77			21.79	29.29	28.50	36.00
5230MHz	Pass	6.71	19.95	19.60			22.79	29.29	29.50	36.00
802.11ax HEW80-BF_Nss1,(MCS0)_2TX	-	-	-	-	-	-	-	-	-	-
5210MHz	Pass	6.71	16.59	17.08			19.85	29.29	26.56	36.00

DG = Directional Gain; Port X = Port X output power

Summary

Mode	PD (dBm/RBW)	EIRP PD (dBm/RBW)
5.15-5.25GHz	-	-
802.11a_Nss1,(6Mbps)_2TX	9.58	16.29
802.11ax HEW20_Nss1,(MCS0)_2TX	8.97	15.68
802.11ax HEW40_Nss1,(MCS0)_2TX	7.91	14.62
802.11ax HEW80_Nss1,(MCS0)_2TX	0.10	6.81

RBW = 500kHz for 5.725-5.85GHz band / 1MHz for other band;

Result

Mode	Result	DG (dBi)	Port 1 (dBm/RBW)	Port 2 (dBm/RBW)	Port 3 (dBm/RBW)	Port 4 (dBm/RBW)	PD (dBm/RBW)	PD Limit (dBm/RBW)	EIRP PD (dBm/RBW)	EIRP PD Limit (dBm/RBW)
802.11a_Nss1,(6Mbps)_2TX	-	-	-	-	-	-	-	-	-	-
5180MHz	Pass	6.71	6.06	6.03			8.95	16.29	15.66	23.00
5200MHz	Pass	6.71	6.01	6.50			9.21	16.29	15.92	23.00
5240MHz	Pass	6.71	6.79	6.68			9.58	16.29	16.29	23.00
802.11ax HEW20_Nss1,(MCS0)_2TX	-	-	-	-	-	-	-	-	-	-
5180MHz	Pass	6.71	4.10	4.18			7.06	16.29	13.77	23.00
5200MHz	Pass	6.71	5.92	6.49			8.97	16.29	15.68	23.00
5240MHz	Pass	6.71	5.78	5.84			8.62	16.29	15.33	23.00
802.11ax HEW40_Nss1,(MCS0)_2TX	-	-	-	-	-	-	-	-	-	-
5190MHz	Pass	6.71	0.20	0.87			3.47	16.29	10.18	23.00
5230MHz	Pass	6.71	5.24	4.81			7.91	16.29	14.62	23.00
802.11ax HEW80_Nss1,(MCS0)_2TX	-	-	-	-	-	-	-	-	-	-
5210MHz	Pass	6.71	-3.40	-2.10			0.10	16.29	6.81	23.00

DG = Directional Gain; RBW = 500kHz for 5.725-5.85GHz band / 1MHz for other band;
PD = trace bin-by-bin of each transmits port summing can be performed maximum power density; Port X = Port X Power Density;

802.11a_Nss1,(6Mbps)_2TX PSD

5180MHz

23/09/2021

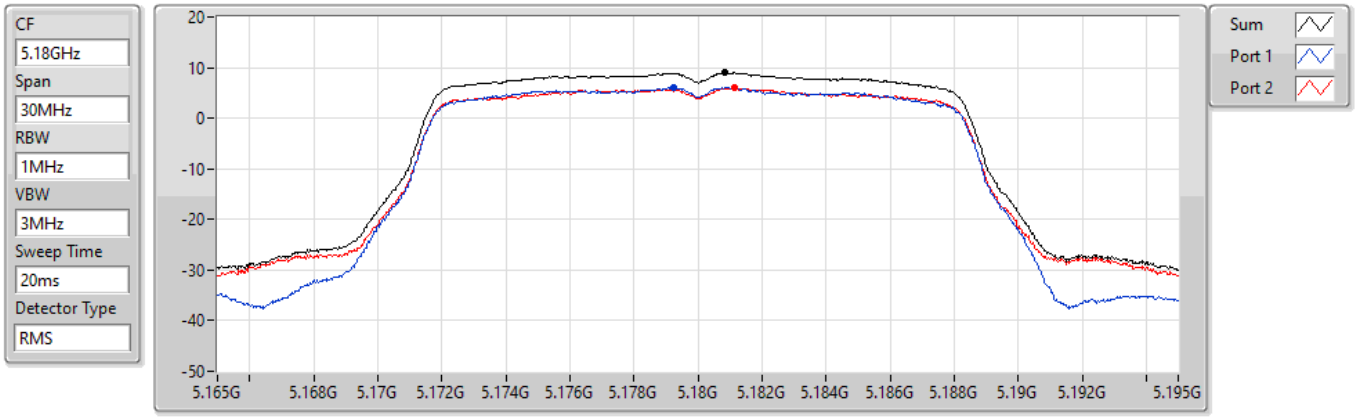

Sum	PD	Port 1	Port 2
(dBm/RBW)	(dBm/RBW)	(dBm/RBW)	(dBm/RBW)
8.95	8.95	6.06	6.03

802.11a_Nss1,(6Mbps)_2TX PSD

5200MHz

23/09/2021

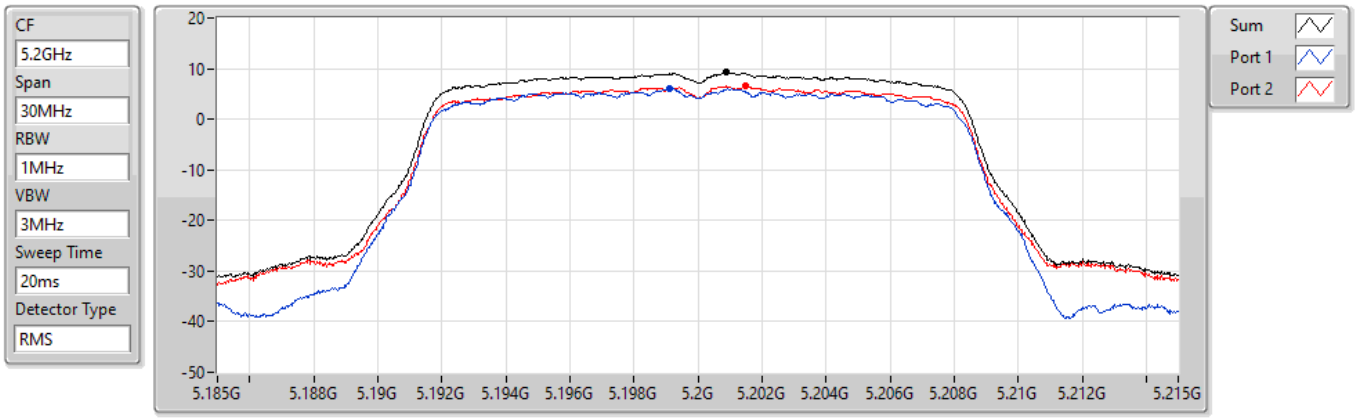

Sum	PD	Port 1	Port 2
(dBm/RBW)	(dBm/RBW)	(dBm/RBW)	(dBm/RBW)
9.21	9.21	6.01	6.50

802.11a_Nss1,(6Mbps)_2TX PSD

5240MHz

23/09/2021

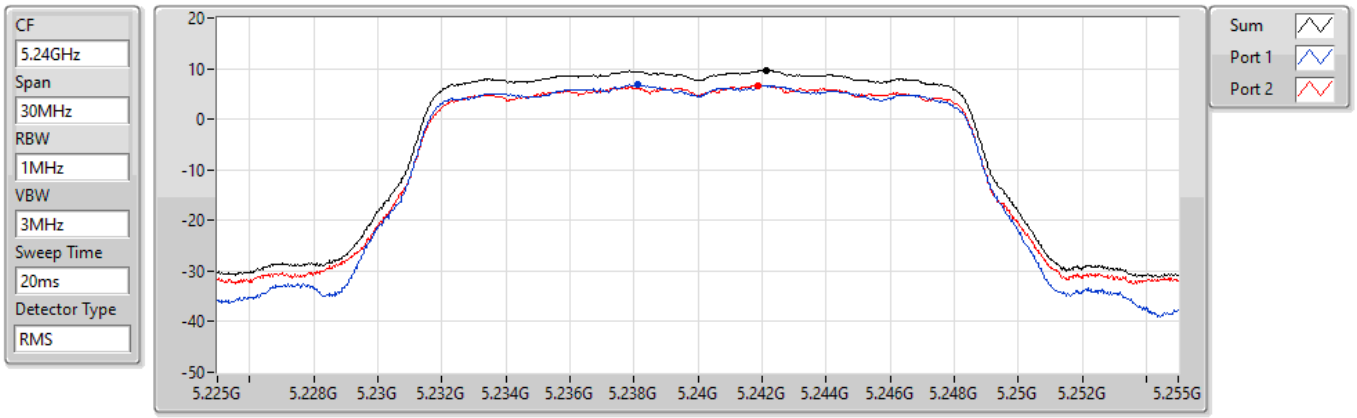

Sum	PD	Port 1	Port 2
(dBm/RBW)	(dBm/RBW)	(dBm/RBW)	(dBm/RBW)
9.58	9.58	6.79	6.68

802.11ax HEW20_Nss1,(MCS0)_2TX PSD

5180MHz

23/09/2021

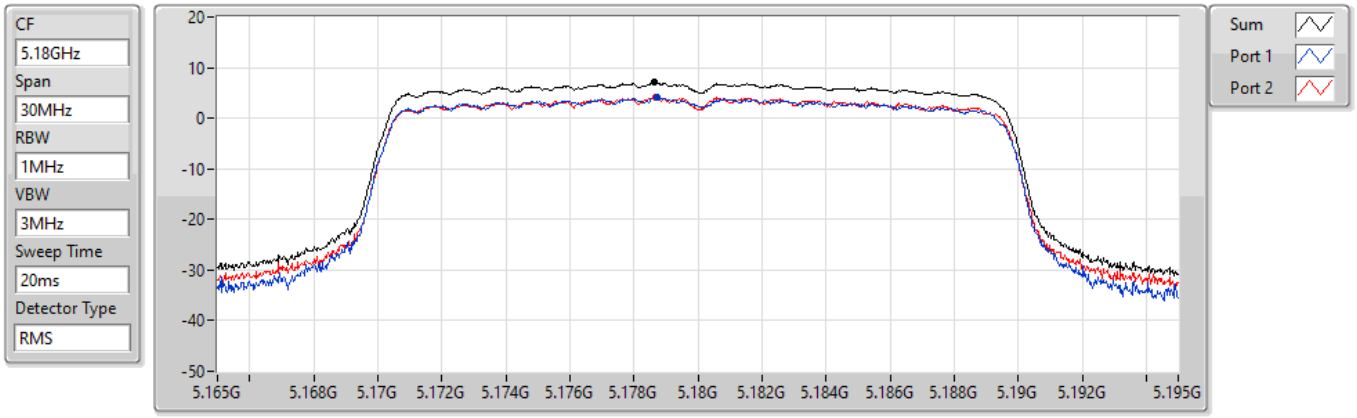

Sum	PD	Port 1	Port 2
(dBm/RBW)	(dBm/RBW)	(dBm/RBW)	(dBm/RBW)
7.06	7.06	4.10	4.18

802.11ax HEW20_Nss1,(MCS0)_2TX PSD

5200MHz

23/09/2021

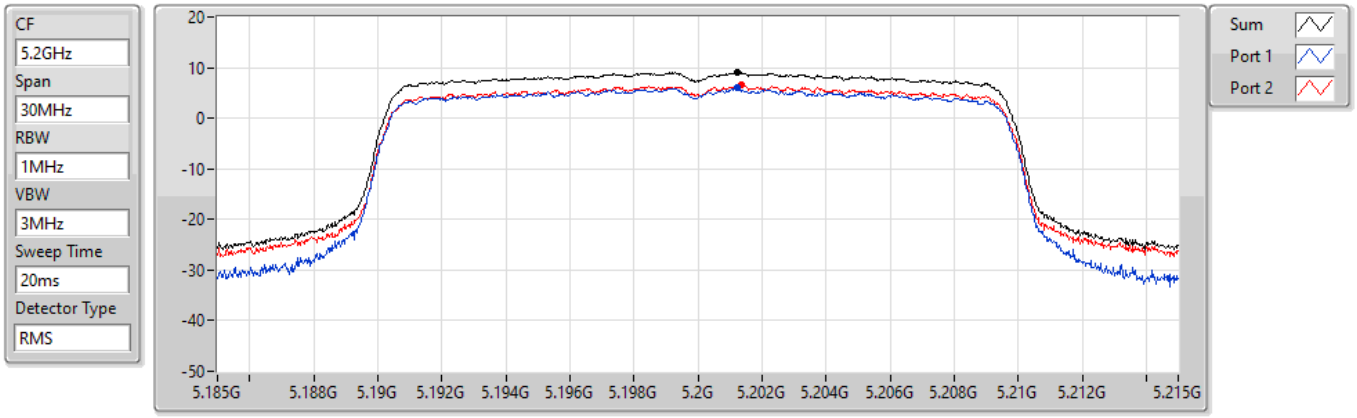

Sum	PD	Port 1	Port 2
(dBm/RBW)	(dBm/RBW)	(dBm/RBW)	(dBm/RBW)
8.97	8.97	5.92	6.49

802.11ax HEW20_Nss1,(MCS0)_2TX PSD

5240MHz

23/09/2021

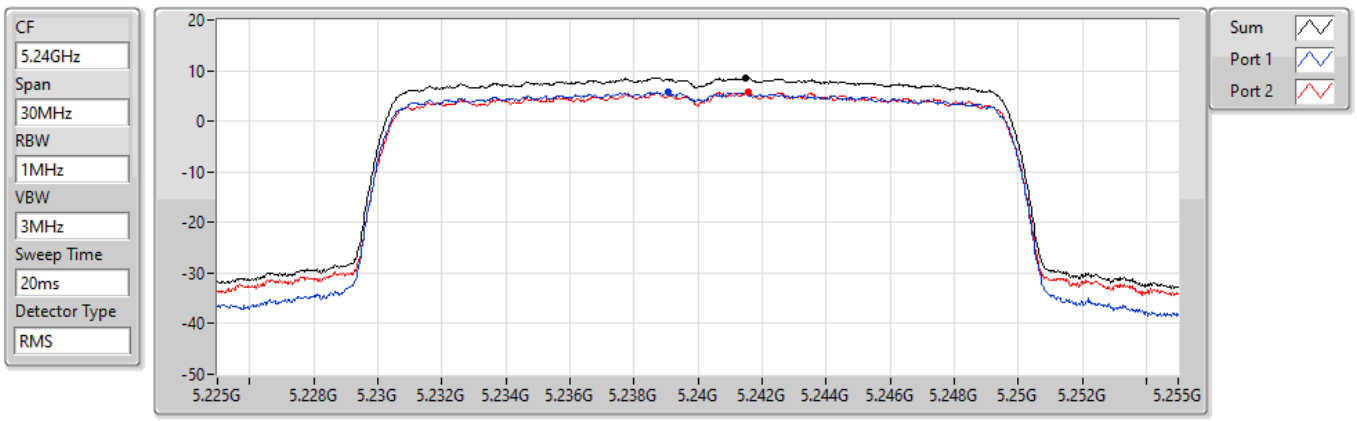

Sum	PD	Port 1	Port 2
(dBm/RBW)	(dBm/RBW)	(dBm/RBW)	(dBm/RBW)
8.62	8.62	5.78	5.84

802.11ax HEW40_Nss1,(MCS0)_2TX PSD

5190MHz

23/09/2021

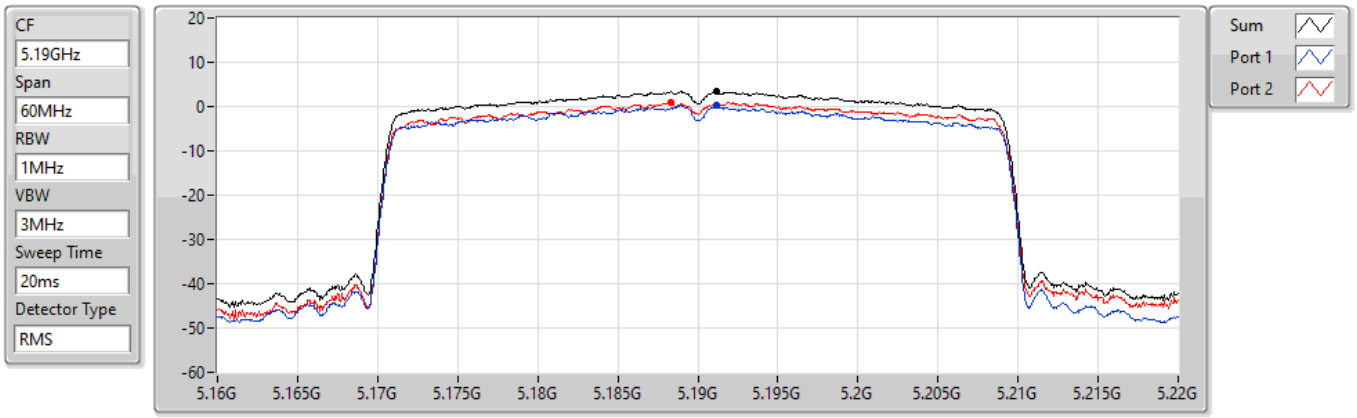

Sum	PD	Port 1	Port 2
(dBm/RBW)	(dBm/RBW)	(dBm/RBW)	(dBm/RBW)
3.47	3.47	0.20	0.87

802.11ax HEW40_Nss1,(MCS0)_2TX PSD

5230MHz

23/09/2021

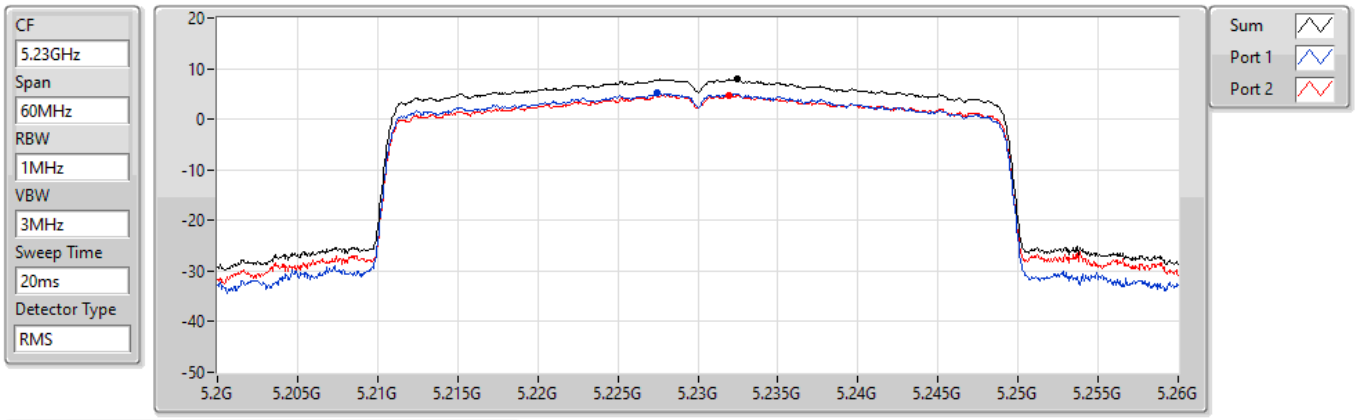

Sum	PD	Port 1	Port 2
(dBm/RBW)	(dBm/RBW)	(dBm/RBW)	(dBm/RBW)
7.91	7.91	5.24	4.81

802.11ax HEW80_Nss1,(MCS0)_2TX PSD

5210MHz

23/09/2021

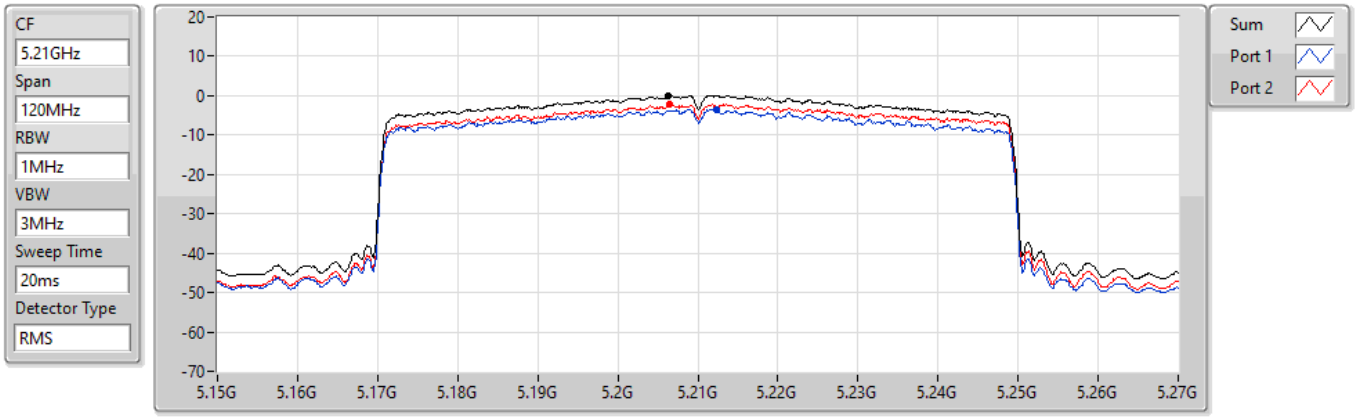

Sum	PD	Port 1	Port 2
(dBm/RBW)	(dBm/RBW)	(dBm/RBW)	(dBm/RBW)
0.10	0.10	-3.40	-2.10

Summary

Mode	PD (dBm/RBW)	EIRP PD (dBm/RBW)
5.15-5.25GHz	-	-
802.11ax HEW20-BF_Nss1,(MCS0)_2TX	10.67	17.38
802.11ax HEW40-BF_Nss1,(MCS0)_2TX	8.39	15.10
802.11ax HEW80-BF_Nss1,(MCS0)_2TX	2.62	9.33

RBW = 500kHz for 5.725-5.85GHz band / 1MHz for other band;

Result

Mode	Result	DG (dBi)	Port 1 (dBm/RBW)	Port 2 (dBm/RBW)	Port 3 (dBm/RBW)	Port 4 (dBm/RBW)	PD (dBm/RBW)	PD Limit (dBm/RBW)	EIRP PD (dBm/RBW)	EIRP PD Limit (dBm/RBW)
802.11ax HEW20-BF_Nss1,(MCS0)_2TX	-	-	-	-	-	-	-	-	-	-
5180MHz	Pass	6.71	6.98	6.88			9.89	16.29	16.60	23.00
5200MHz	Pass	6.71	7.53	7.84			10.67	16.29	17.38	23.00
5240MHz	Pass	6.71	7.31	7.12			10.13	16.29	16.84	23.00
802.11ax HEW40-BF_Nss1,(MCS0)_2TX	-	-	-	-	-	-	-	-	-	-
5190MHz	Pass	6.71	3.25	3.32			6.06	16.29	12.77	23.00
5230MHz	Pass	6.71	5.57	5.30			8.39	16.29	15.10	23.00
802.11ax HEW80-BF_Nss1,(MCS0)_2TX	-	-	-	-	-	-	-	-	-	-
5210MHz	Pass	6.71	-0.59	-0.08			2.62	16.29	9.33	23.00

DG = Directional Gain; RBW = 500kHz for 5.725-5.85GHz band / 1MHz for other band;
PD = trace bin-by-bin of each transmits port summing can be performed maximum power density; Port X = Port X Power Density;

802.11ax HEW20-BF_Nss1,(MCS0)_2TX PSD

5180MHz

23/09/2021

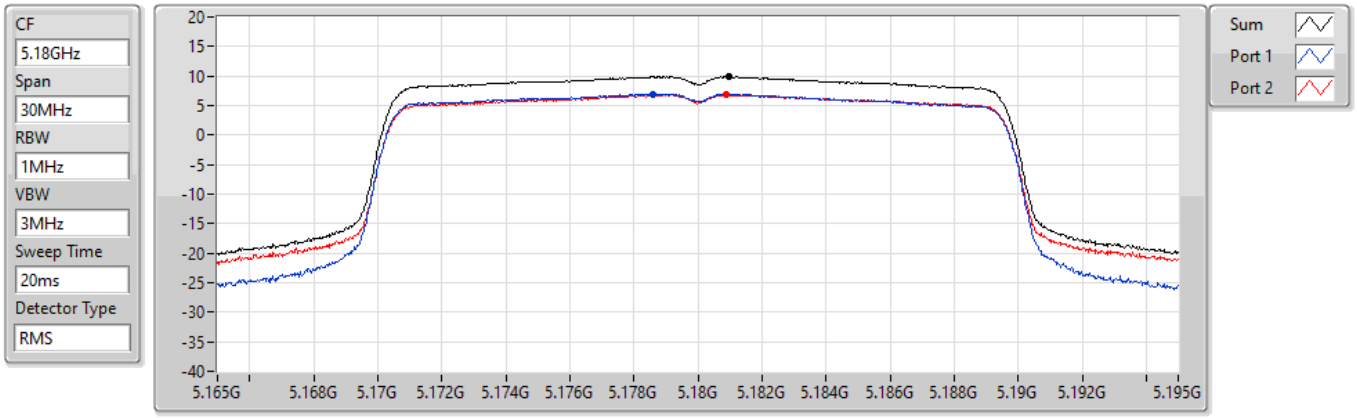

Sum	PD	Port 1	Port 2
(dBm/RBW)	(dBm/RBW)	(dBm/RBW)	(dBm/RBW)
9.89	9.89	6.98	6.88

802.11ax HEW20-BF_Nss1,(MCS0)_2TX PSD

5200MHz

23/09/2021

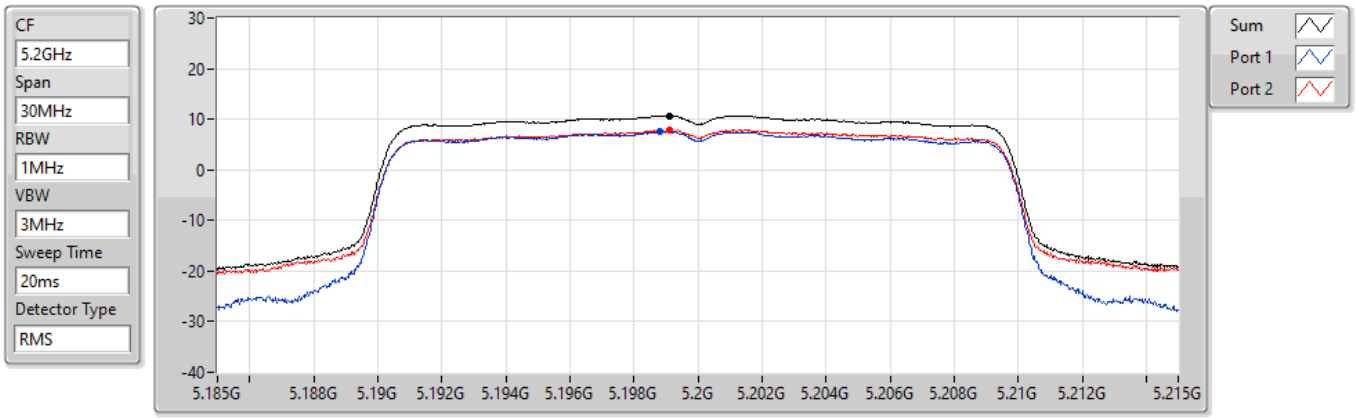

Sum	PD	Port 1	Port 2
(dBm/RBW)	(dBm/RBW)	(dBm/RBW)	(dBm/RBW)
10.67	10.67	7.53	7.84

802.11ax HEW20-BF_Nss1,(MCS0)_2TX PSD

5240MHz

23/09/2021

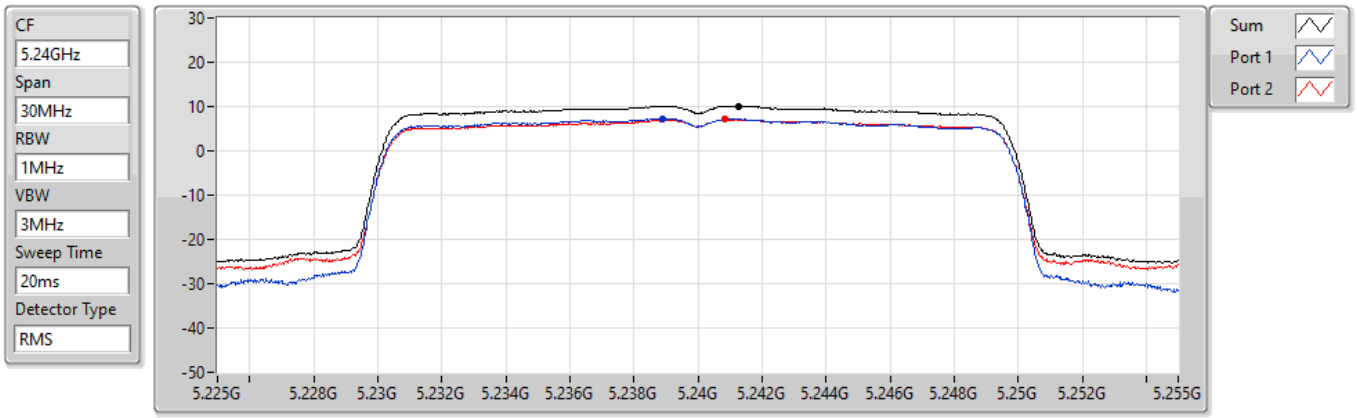

Sum	PD	Port 1	Port 2
(dBm/RBW)	(dBm/RBW)	(dBm/RBW)	(dBm/RBW)
10.13	10.13	7.31	7.12

802.11ax HEW40-BF_Nss1,(MCS0)_2TX PSD

5190MHz

24/09/2021

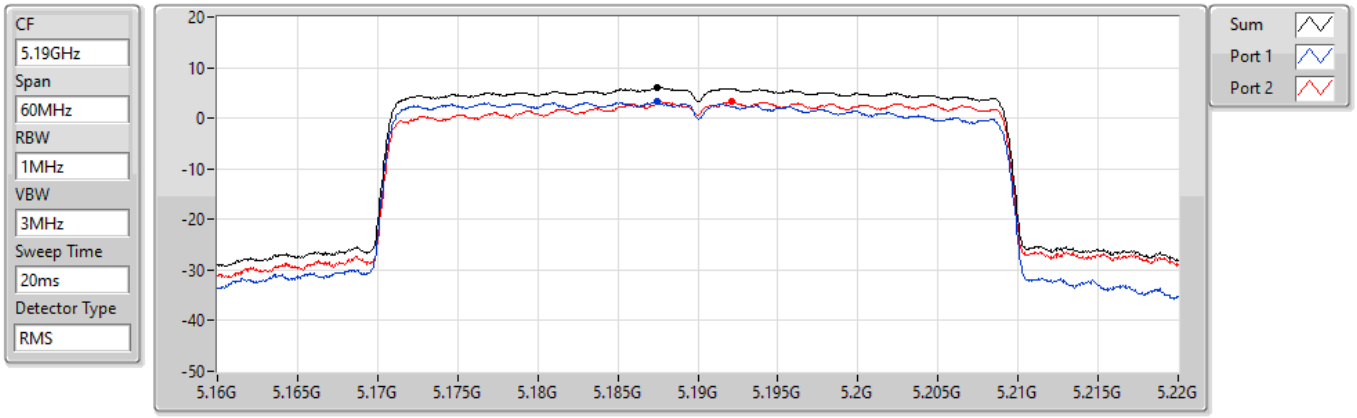

Sum	PD	Port 1	Port 2
(dBm/RBW)	(dBm/RBW)	(dBm/RBW)	(dBm/RBW)
6.06	6.06	3.25	3.32

802.11ax HEW40-BF_Nss1,(MCS0)_2TX PSD

5230MHz

23/09/2021

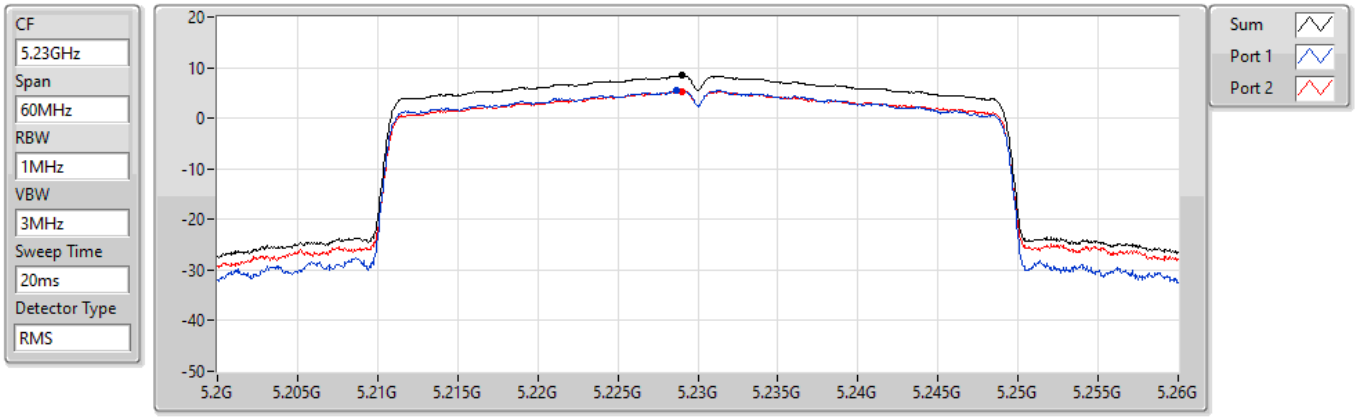

Sum	PD	Port 1	Port 2
(dBm/RBW)	(dBm/RBW)	(dBm/RBW)	(dBm/RBW)
8.39	8.39	5.57	5.30

802.11ax HEW80-BF_Nss1,(MCS0)_2TX PSD

5210MHz

23/09/2021

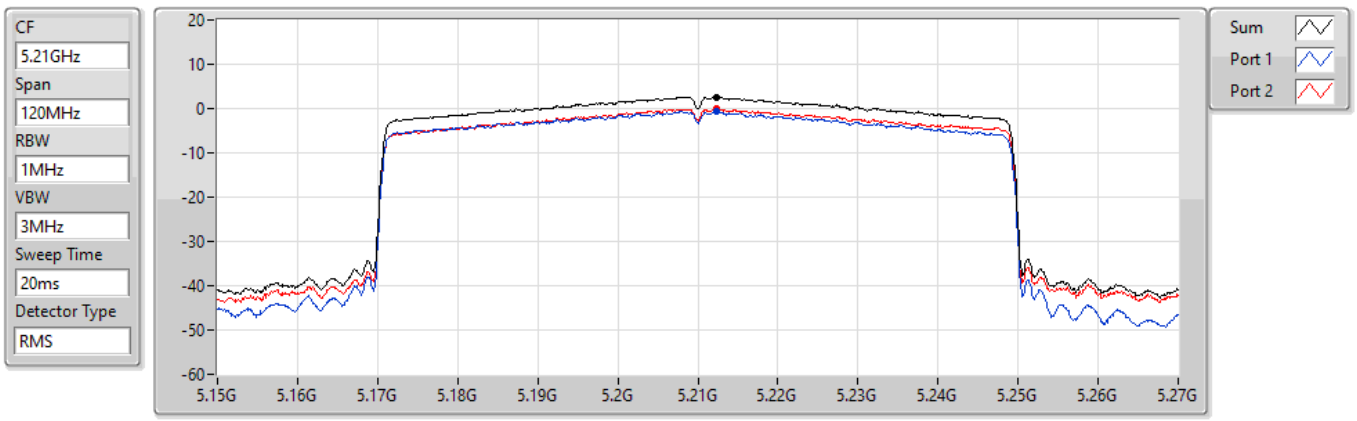

Sum	PD	Port 1	Port 2
(dBm/RBW)	(dBm/RBW)	(dBm/RBW)	(dBm/RBW)
2.62	2.62	-0.59	-0.08

Summary

Mode	Result	Type	Freq (Hz)	Level (dBuV/m)	Limit (dBuV/m)	Margin (dB)	Dist (m)	Condition	Azimuth (°)	Height (m)	Comments
5.15-5.25GHz	-	-	-	-	-	-	-	-	-	-	-
802.11ax HEW80_Nss1,(MCS0)_4TX	Pass	PK	317.12M	40.30	46.00	-5.70	3	Horizontal	360	1.00	-

Result

Mode	Result	Type	Freq (Hz)	Level (dBuV/m)	Limit (dBuV/m)	Margin (dB)	Dist (m)	Condition	Azimuth (°)	Height (m)	Comments
802.11ax HEW80_Nss1,(MCS0)_4TX	-	-	-	-	-	-	-	-	-	-	-
5210MHz	Pass	PK	97.9M	27.66	43.50	-15.84	3	Vertical	0	1.00	-
5210MHz	Pass	PK	189.08M	30.05	43.50	-13.45	3	Vertical	0	1.00	-
5210MHz	Pass	PK	258.92M	33.32	46.00	-12.68	3	Vertical	0	1.00	-
5210MHz	Pass	PK	317.12M	38.61	46.00	-7.39	3	Vertical	0	1.00	-
5210MHz	Pass	PK	375.32M	32.24	46.00	-13.76	3	Vertical	0	1.00	-
5210MHz	Pass	PK	625.58M	31.52	46.00	-14.48	3	Vertical	0	1.00	-
5210MHz	Pass	PK	97.9M	26.19	43.50	-17.31	3	Horizontal	360	1.00	-
5210MHz	Pass	PK	132.82M	26.04	43.50	-17.46	3	Horizontal	360	1.00	-
5210MHz	Pass	PK	260.86M	31.05	46.00	-14.95	3	Horizontal	360	1.00	-
5210MHz	Pass	PK	317.12M	40.30	46.00	-5.70	3	Horizontal	360	1.00	-
5210MHz	Pass	PK	375.32M	35.07	46.00	-10.93	3	Horizontal	360	1.00	-
5210MHz	Pass	PK	625.58M	35.96	46.00	-10.04	3	Horizontal	360	1.00	-

802.11ax HEW80_Nss1,(MCS0)_4TX

5210MHz_Adapter

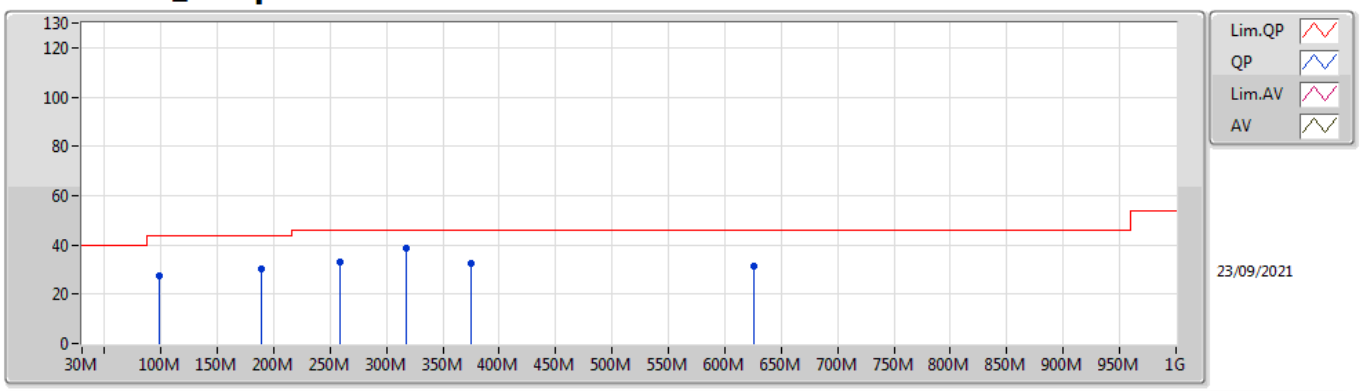

Type	Freq	Level	Limit	Margin	Factor	Dist	Condition	Azimuth	Height	Comment	Raw	AF	CL	PA
	(Hz)	(dBuV/m)	(dBuV/m)	(dB)	(dB)	(m)		(°)	(m)		(dBuV)	(dB)	(dB)	(dB)
PK	97.9M	27.66	43.50	-15.84	-9.80	3	Vertical	0	1.00	-	37.46	15.94	1.68	27.42
PK	189.08M	30.05	43.50	-13.45	-10.50	3	Vertical	0	1.00	-	40.55	14.28	2.32	27.10
PK	258.92M	33.32	46.00	-12.68	-5.19	3	Vertical	0	1.00	-	38.51	18.83	2.71	26.73
PK	317.12M	38.61	46.00	-7.39	-5.07	3	Vertical	0	1.00	-	43.68	18.74	3.04	26.85
PK	375.32M	32.24	46.00	-13.76	-3.64	3	Vertical	0	1.00	-	35.88	20.12	3.36	27.12
PK	625.58M	31.52	46.00	-14.48	0.41	3	Vertical	0	1.00	-	31.11	24.09	4.42	28.10

802.11ax HEW80_Nss1,(MCS0)_4TX

5210MHz_Adapter

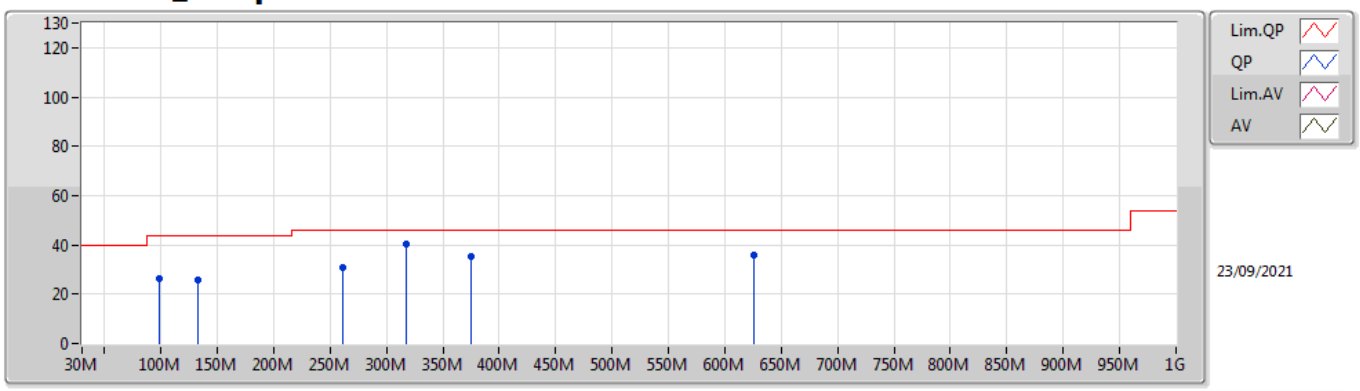

Type	Freq	Level	Limit	Margin	Factor	Dist	Condition	Azimuth	Height	Comment	Raw	AF	CL	PA
	(Hz)	(dBuV/m)	(dBuV/m)	(dB)	(dB)	(m)		(°)	(m)		(dBuV)	(dB)	(dB)	(dB)
PK	97.9M	26.19	43.50	-17.31	-9.80	3	Horizontal	360	1.00	-	35.99	15.94	1.68	27.42
PK	132.82M	26.04	43.50	-17.46	-8.27	3	Horizontal	360	1.00	-	34.31	17.09	1.95	27.31
PK	260.86M	31.05	46.00	-14.95	-5.13	3	Horizontal	360	1.00	-	36.18	18.89	2.72	26.74
PK	317.12M	40.30	46.00	-5.70	-5.07	3	Horizontal	360	1.00	-	45.37	18.74	3.04	26.85
PK	375.32M	35.07	46.00	-10.93	-3.64	3	Horizontal	360	1.00	-	38.71	20.12	3.36	27.12
PK	625.58M	35.96	46.00	-10.04	0.41	3	Horizontal	360	1.00	-	35.55	24.09	4.42	28.10

Summary

Mode	Result	Type	Freq (Hz)	Level (dBuV/m)	Limit (dBuV/m)	Margin (dB)	Dist (m)	Condition	Azimuth (°)	Height (m)	Comments
5.15-5.25GHz	-	-	-	-	-	-	-	-	-	-	-
802.11a_Nss1,(6Mbps)_2TX	Pass	PK	10.4828G	67.16	68.20	-1.04	3	Horizontal	45	1.69	-
802.11ax HEW20_Nss1,(MCS0)_2TX	Pass	PK	10.40384G	67.02	68.20	-1.18	3	Horizontal	44	1.65	-
802.11ax HEW40_Nss1,(MCS0)_2TX	Pass	AV	5.1484G	52.81	54.00	-1.19	3	Vertical	73	1.75	-
802.11ax HEW80_Nss1,(MCS0)_2TX	Pass	AV	5.146G	52.15	54.00	-1.85	3	Vertical	70	1.75	-

Result

Mode	Result	Type	Freq (Hz)	Level (dBuV/m)	Limit (dBuV/m)	Margin (dB)	Dist (m)	Condition	Azimuth (°)	Height (m)	Comments
802.11a_Nss1,(6Mbps)_2TX	-	-	-	-	-	-	-	-	-	-	-
5180MHz	Pass	AV	5.1492G	52.58	54.00	-1.42	3	Vertical	71	1.73	-
5180MHz	Pass	AV	5.1792G	107.56	Inf	-Inf	3	Vertical	71	1.73	-
5180MHz	Pass	PK	5.1478G	68.08	74.00	-5.92	3	Vertical	71	1.73	-
5180MHz	Pass	PK	5.1784G	115.92	Inf	-Inf	3	Vertical	71	1.73	-
5180MHz	Pass	AV	5.1486G	42.86	54.00	-11.14	3	Horizontal	205	1.50	-
5180MHz	Pass	AV	5.1792G	94.56	Inf	-Inf	3	Horizontal	205	1.50	-
5180MHz	Pass	PK	5.1478G	54.76	74.00	-19.24	3	Horizontal	205	1.50	-
5180MHz	Pass	PK	5.1792G	103.52	Inf	-Inf	3	Horizontal	205	1.50	-
5180MHz	Pass	AV	15.5408G	45.77	54.00	-8.23	3	Vertical	143	1.54	-
5180MHz	Pass	PK	10.35728G	65.41	68.20	-2.79	3	Vertical	55	1.38	-
5180MHz	Pass	PK	15.54116G	58.30	74.00	-15.70	3	Vertical	143	1.54	-
5180MHz	Pass	AV	15.54052G	46.01	54.00	-7.99	3	Horizontal	160	1.42	-
5180MHz	Pass	PK	10.36284G	66.94	68.20	-1.26	3	Horizontal	44	1.54	-
5180MHz	Pass	PK	15.5416G	58.90	74.00	-15.10	3	Horizontal	160	1.42	-
5200MHz	Pass	AV	5.1492G	45.93	54.00	-8.07	3	Vertical	72	1.79	-
5200MHz	Pass	AV	5.1992G	108.01	Inf	-Inf	3	Vertical	72	1.79	-
5200MHz	Pass	PK	5.148G	61.80	74.00	-12.20	3	Vertical	72	1.79	-
5200MHz	Pass	PK	5.1988G	116.62	Inf	-Inf	3	Vertical	72	1.79	-
5200MHz	Pass	AV	5.1476G	41.73	54.00	-12.27	3	Horizontal	193	1.49	-
5200MHz	Pass	AV	5.1988G	94.65	Inf	-Inf	3	Horizontal	193	1.49	-
5200MHz	Pass	PK	5.1088G	53.05	74.00	-20.95	3	Horizontal	193	1.49	-
5200MHz	Pass	PK	5.1988G	103.62	Inf	-Inf	3	Horizontal	193	1.49	-
5200MHz	Pass	AV	15.60096G	46.01	54.00	-7.99	3	Vertical	143	2.69	-
5200MHz	Pass	PK	10.40252G	66.11	68.20	-2.09	3	Vertical	52	1.49	-
5200MHz	Pass	PK	15.59604G	60.13	74.00	-13.87	3	Vertical	143	2.69	-
5200MHz	Pass	AV	15.60076G	46.43	54.00	-7.57	3	Horizontal	161	1.50	-
5200MHz	Pass	PK	10.39724G	66.75	68.20	-1.45	3	Horizontal	45	1.64	-
5200MHz	Pass	PK	15.60072G	59.51	74.00	-14.49	3	Horizontal	161	1.50	-
5240MHz	Pass	AV	5.1488G	44.09	54.00	-9.91	3	Vertical	72	1.69	-
5240MHz	Pass	AV	5.2412G	107.95	Inf	-Inf	3	Vertical	72	1.69	-
5240MHz	Pass	AV	5.3534G	41.90	54.00	-12.10	3	Vertical	72	1.69	-
5240MHz	Pass	PK	5.1356G	55.37	74.00	-18.63	3	Vertical	72	1.69	-
5240MHz	Pass	PK	5.2418G	116.55	Inf	-Inf	3	Vertical	72	1.69	-
5240MHz	Pass	PK	5.3588G	53.42	74.00	-20.58	3	Vertical	72	1.69	-
5240MHz	Pass	AV	5.1452G	41.34	54.00	-12.66	3	Horizontal	203	1.49	-
5240MHz	Pass	AV	5.2418G	94.93	Inf	-Inf	3	Horizontal	203	1.49	-
5240MHz	Pass	AV	5.3858G	40.84	54.00	-13.16	3	Horizontal	203	1.49	-
5240MHz	Pass	PK	5.1164G	52.65	74.00	-21.35	3	Horizontal	203	1.49	-
5240MHz	Pass	PK	5.2412G	104.14	Inf	-Inf	3	Horizontal	203	1.49	-
5240MHz	Pass	PK	5.384G	52.54	74.00	-21.46	3	Horizontal	203	1.49	-
5240MHz	Pass	AV	15.72084G	46.44	54.00	-7.56	3	Vertical	144	2.70	-
5240MHz	Pass	PK	10.4772G	65.45	68.20	-2.75	3	Vertical	58	1.50	-
5240MHz	Pass	PK	15.7254G	59.76	74.00	-14.24	3	Vertical	144	2.70	-
5240MHz	Pass	AV	15.72048G	47.47	54.00	-6.53	3	Horizontal	157	1.50	-
5240MHz	Pass	PK	10.4828G	67.16	68.20	-1.04	3	Horizontal	45	1.69	-
5240MHz	Pass	PK	15.7216G	62.28	74.00	-11.72	3	Horizontal	157	1.50	-
802.11ax HEW20_Nss1,(MCS0)_2TX	-	-	-	-	-	-	-	-	-	-	-
5180MHz	Pass	AV	5.1494G	52.00	54.00	-2.00	3	Vertical	80	1.73	-
5180MHz	Pass	AV	5.1822G	105.51	Inf	-Inf	3	Vertical	80	1.73	-
5180MHz	Pass	PK	5.149G	63.11	74.00	-10.89	3	Vertical	80	1.73	-
5180MHz	Pass	PK	5.1824G	115.51	Inf	-Inf	3	Vertical	80	1.73	-
5180MHz	Pass	AV	5.1484G	44.25	54.00	-9.75	3	Horizontal	207	1.36	-
5180MHz	Pass	AV	5.1786G	93.38	Inf	-Inf	3	Horizontal	207	1.36	-
5180MHz	Pass	PK	5.1488G	54.25	74.00	-19.75	3	Horizontal	207	1.36	-
5180MHz	Pass	PK	5.1764G	103.16	Inf	-Inf	3	Horizontal	207	1.36	-
5180MHz	Pass	AV	15.53808G	46.66	54.00	-7.34	3	Vertical	142	1.58	-
5180MHz	Pass	PK	10.3594G	64.42	68.20	-3.78	3	Vertical	51	1.54	-
5180MHz	Pass	PK	15.53044G	56.53	74.00	-17.47	3	Vertical	142	1.58	-
5180MHz	Pass	AV	15.53292G	46.64	54.00	-7.36	3	Horizontal	160	1.42	-
5180MHz	Pass	PK	10.35396G	65.24	68.20	-2.96	3	Horizontal	45	1.56	-

Mode	Result	Type	Freq (Hz)	Level (dBuV/m)	Limit (dBuV/m)	Margin (dB)	Dist (m)	Condition	Azimuth (°)	Height (m)	Comments
5180MHz	Pass	PK	15.5312G	56.86	74.00	-17.14	3	Horizontal	160	1.42	-
5200MHz	Pass	AV	5.1464G	51.76	54.00	-2.24	3	Vertical	72	1.80	-
5200MHz	Pass	AV	5.202G	108.88	Inf	-Inf	3	Vertical	72	1.80	-
5200MHz	Pass	PK	5.15G	63.18	74.00	-10.82	3	Vertical	72	1.80	-
5200MHz	Pass	PK	5.2024G	118.72	Inf	-Inf	3	Vertical	72	1.80	-
5200MHz	Pass	AV	5.1496G	44.09	54.00	-9.91	3	Horizontal	193	1.50	-
5200MHz	Pass	AV	5.202G	95.98	Inf	-Inf	3	Horizontal	193	1.50	-
5200MHz	Pass	PK	5.1488G	54.44	74.00	-19.56	3	Horizontal	193	1.50	-
5200MHz	Pass	PK	5.202G	105.11	Inf	-Inf	3	Horizontal	193	1.50	-
5200MHz	Pass	AV	15.59416G	48.82	54.00	-5.18	3	Vertical	145	2.70	-
5200MHz	Pass	PK	10.39856G	65.74	68.20	-2.46	3	Vertical	51	1.50	-
5200MHz	Pass	PK	15.5944G	58.81	74.00	-15.19	3	Vertical	145	2.70	-
5200MHz	Pass	AV	15.60152G	49.50	54.00	-4.50	3	Horizontal	160	1.54	-
5200MHz	Pass	PK	10.40384G	67.02	68.20	-1.18	3	Horizontal	44	1.65	-
5200MHz	Pass	PK	15.59936G	59.53	74.00	-14.47	3	Horizontal	160	1.54	-
5240MHz	Pass	AV	5.15G	46.60	54.00	-7.40	3	Vertical	71	1.73	-
5240MHz	Pass	AV	5.2406G	107.67	Inf	-Inf	3	Vertical	71	1.73	-
5240MHz	Pass	AV	5.3504G	44.40	54.00	-9.60	3	Vertical	71	1.73	-
5240MHz	Pass	PK	5.15G	55.71	74.00	-18.29	3	Vertical	71	1.73	-
5240MHz	Pass	PK	5.2412G	117.99	Inf	-Inf	3	Vertical	71	1.73	-
5240MHz	Pass	PK	5.35G	53.01	74.00	-20.99	3	Vertical	71	1.73	-
5240MHz	Pass	AV	5.1212G	43.44	54.00	-10.56	3	Horizontal	203	1.50	-
5240MHz	Pass	AV	5.2406G	95.22	Inf	-Inf	3	Horizontal	203	1.50	-
5240MHz	Pass	AV	5.3708G	42.78	54.00	-11.22	3	Horizontal	203	1.50	-
5240MHz	Pass	PK	5.1206G	53.04	74.00	-20.96	3	Horizontal	203	1.50	-
5240MHz	Pass	PK	5.2406G	104.58	Inf	-Inf	3	Horizontal	203	1.50	-
5240MHz	Pass	PK	5.3834G	52.39	74.00	-21.61	3	Horizontal	203	1.50	-
5240MHz	Pass	AV	15.71684G	48.32	54.00	-5.68	3	Vertical	49	2.27	-
5240MHz	Pass	PK	10.4816G	65.34	68.20	-2.86	3	Vertical	54	1.61	-
5240MHz	Pass	PK	15.71696G	59.46	74.00	-14.54	3	Vertical	49	2.27	-
5240MHz	Pass	AV	15.71668G	48.91	54.00	-5.09	3	Horizontal	158	1.50	-
5240MHz	Pass	PK	10.47884G	66.44	68.20	-1.76	3	Horizontal	45	1.66	-
5240MHz	Pass	PK	15.71704G	59.83	74.00	-14.17	3	Horizontal	158	1.50	-
802.11ax HEW40_Nss1,(MCS0)_2TX	-	-	-	-	-	-	-	-	-	-	-
5190MHz	Pass	AV	5.1496G	51.11	54.00	-2.89	3	Vertical	69	1.71	-
5190MHz	Pass	AV	5.1948G	103.07	Inf	-Inf	3	Vertical	69	1.71	-
5190MHz	Pass	PK	5.142G	63.94	74.00	-10.06	3	Vertical	69	1.71	-
5190MHz	Pass	PK	5.1924G	112.84	Inf	-Inf	3	Vertical	69	1.71	-
5190MHz	Pass	AV	5.1436G	44.01	54.00	-9.99	3	Horizontal	192	1.55	-
5190MHz	Pass	AV	5.192G	90.05	Inf	-Inf	3	Horizontal	192	1.55	-
5190MHz	Pass	PK	5.1492G	53.69	74.00	-20.31	3	Horizontal	192	1.55	-
5190MHz	Pass	PK	5.1916G	99.81	Inf	-Inf	3	Horizontal	192	1.55	-
5190MHz	Pass	AV	15.56588G	44.95	54.00	-9.05	3	Vertical	14	2.13	-
5190MHz	Pass	PK	10.3764G	59.95	68.20	-8.25	3	Vertical	287	1.54	-
5190MHz	Pass	PK	15.563G	54.43	74.00	-19.57	3	Vertical	14	2.13	-
5190MHz	Pass	AV	15.56732G	45.53	54.00	-8.47	3	Horizontal	72	2.14	-
5190MHz	Pass	PK	10.38124G	60.95	68.20	-7.25	3	Horizontal	204	1.09	-
5190MHz	Pass	PK	15.5696G	55.42	74.00	-18.58	3	Horizontal	72	2.14	-
5230MHz	Pass	AV	5.1484G	52.81	54.00	-1.19	3	Vertical	73	1.75	-
5230MHz	Pass	AV	5.2296G	107.38	Inf	-Inf	3	Vertical	73	1.75	-
5230MHz	Pass	PK	5.1484G	65.98	74.00	-8.02	3	Vertical	73	1.75	-
5230MHz	Pass	PK	5.2268G	117.27	Inf	-Inf	3	Vertical	73	1.75	-
5230MHz	Pass	AV	5.1388G	44.76	54.00	-9.24	3	Horizontal	204	1.48	-
5230MHz	Pass	AV	5.2324G	94.66	Inf	-Inf	3	Horizontal	204	1.48	-
5230MHz	Pass	PK	5.1492G	55.09	74.00	-18.91	3	Horizontal	204	1.48	-
5230MHz	Pass	PK	5.2324G	104.18	Inf	-Inf	3	Horizontal	204	1.48	-
5230MHz	Pass	AV	15.69284G	48.52	54.00	-5.48	3	Vertical	143	2.70	-
5230MHz	Pass	PK	10.46156G	61.21	68.20	-6.99	3	Vertical	53	1.58	-
5230MHz	Pass	PK	15.68572G	57.41	74.00	-16.59	3	Vertical	143	2.70	-
5230MHz	Pass	AV	15.6857G	50.54	54.00	-3.46	3	Horizontal	161	1.50	-
5230MHz	Pass	PK	10.46156G	64.52	68.20	-3.68	3	Horizontal	46	1.57	-
5230MHz	Pass	PK	15.678G	60.21	74.00	-13.79	3	Horizontal	161	1.50	-

Mode	Result	Type	Freq (Hz)	Level (dBuV/m)	Limit (dBuV/m)	Margin (dB)	Dist (m)	Condition	Azimuth (°)	Height (m)	Comments
802.11ax HEW80_Nss1,(MCS0)_2TX	-	-	-	-	-	-	-	-	-	-	-
5210MHz	Pass	AV	5.146G	52.15	54.00	-1.85	3	Vertical	70	1.75	-
5210MHz	Pass	AV	5.209G	100.32	Inf	-Inf	3	Vertical	70	1.75	-
5210MHz	Pass	AV	5.454G	43.11	54.00	-10.89	3	Vertical	70	1.75	-
5210MHz	Pass	PK	5.15G	62.10	74.00	-11.90	3	Vertical	70	1.75	-
5210MHz	Pass	PK	5.213G	110.70	Inf	-Inf	3	Vertical	70	1.75	-
5210MHz	Pass	PK	5.438G	52.27	74.00	-21.73	3	Vertical	70	1.75	-
5210MHz	Pass	AV	5G	46.30	54.00	-7.70	3	Horizontal	193	1.45	-
5210MHz	Pass	AV	5.211G	86.70	Inf	-Inf	3	Horizontal	193	1.45	-
5210MHz	Pass	AV	5.403G	43.24	54.00	-10.76	3	Horizontal	193	1.45	-
5210MHz	Pass	PK	5G	54.02	74.00	-19.98	3	Horizontal	193	1.45	-
5210MHz	Pass	PK	5.218G	96.37	Inf	-Inf	3	Horizontal	193	1.45	-
5210MHz	Pass	PK	5.426G	52.48	74.00	-21.52	3	Horizontal	193	1.45	-
5210MHz	Pass	AV	15.66408G	44.87	54.00	-9.13	3	Vertical	162	2.32	-
5210MHz	Pass	PK	10.43872G	56.83	68.20	-11.37	3	Vertical	45	2.93	-
5210MHz	Pass	PK	15.64472G	54.98	74.00	-19.02	3	Vertical	162	2.32	-
5210MHz	Pass	AV	15.6028G	44.65	54.00	-9.35	3	Horizontal	314	2.33	-
5210MHz	Pass	PK	10.42192G	57.65	68.20	-10.55	3	Horizontal	74	2.26	-
5210MHz	Pass	PK	15.59608G	54.44	74.00	-19.56	3	Horizontal	314	2.33	-

802.11a_Nss1,(6Mbps)_2TX

5180MHz_TX

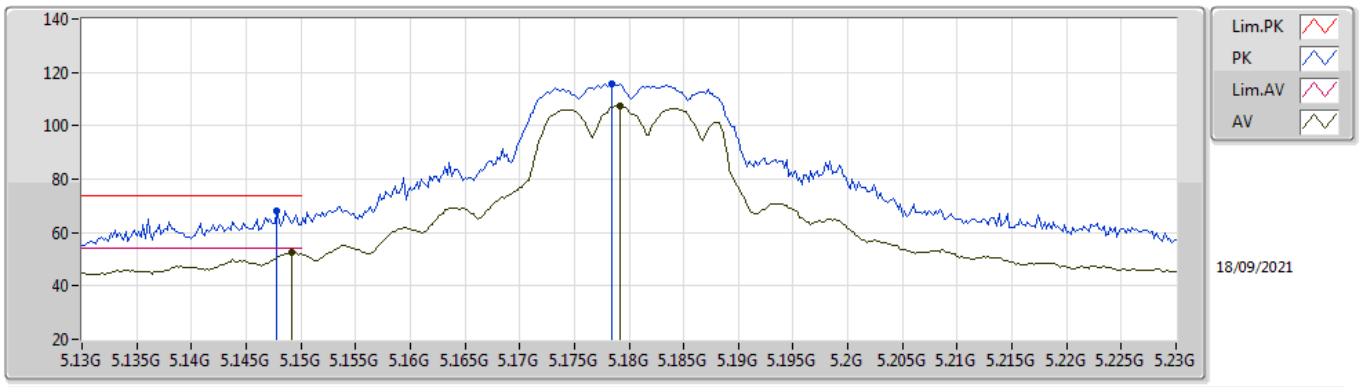

Type	Freq	Level	Limit	Margin	Factor	Dist	Condition	Azimuth	Height	Comment	Raw	AF	CL	PA
	(Hz)	(dBuV/m)	(dBuV/m)	(dB)	(dB)	(m)		(°)	(m)		(dBuV)	(dB)	(dB)	(dB)
AV	5.1492G	52.58	54.00	-1.42	4.05	3	Vertical	71	1.73	-	48.53	32.00	6.49	34.44
AV	5.1792G	107.56	Inf	-Inf	4.01	3	Vertical	71	1.73	-	103.55	31.94	6.51	34.44
PK	5.1478G	68.08	74.00	-5.92	4.05	3	Vertical	71	1.73	-	64.03	32.00	6.49	34.44
PK	5.1784G	115.92	Inf	-Inf	4.01	3	Vertical	71	1.73	-	111.91	31.94	6.51	34.44

802.11a_Nss1,(6Mbps)_2TX

5180MHz_TX

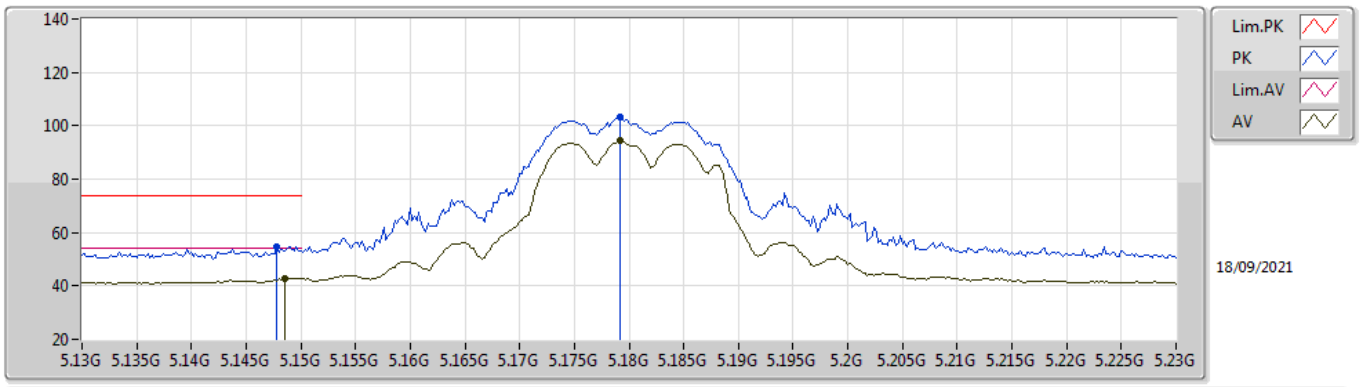

Type	Freq	Level	Limit	Margin	Factor	Dist	Condition	Azimuth	Height	Comment	Raw	AF	CL	PA
	(Hz)	(dBuV/m)	(dBuV/m)	(dB)	(dB)	(m)		(°)	(m)		(dBuV)	(dB)	(dB)	(dB)
AV	5.1486G	42.86	54.00	-11.14	4.05	3	Horizontal	205	1.50	-	38.81	32.00	6.49	34.44
AV	5.1792G	94.56	Inf	-Inf	4.01	3	Horizontal	205	1.50	-	90.55	31.94	6.51	34.44
PK	5.1478G	54.76	74.00	-19.24	4.05	3	Horizontal	205	1.50	-	50.71	32.00	6.49	34.44
PK	5.1792G	103.52	Inf	-Inf	4.01	3	Horizontal	205	1.50	-	99.51	31.94	6.51	34.44

802.11a_Nss1,(6Mbps)_2TX

5180MHz_TX

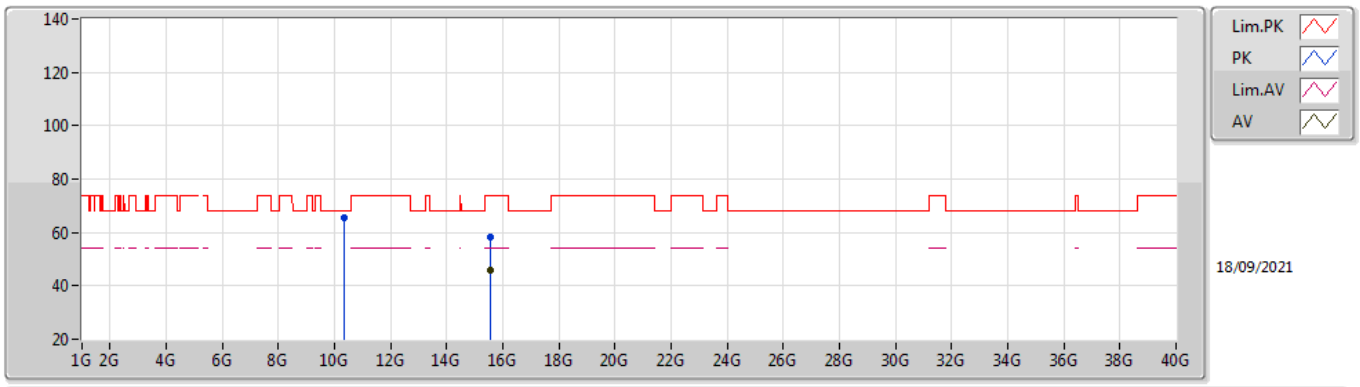

Type	Freq	Level	Limit	Margin	Factor	Dist	Condition	Azimuth	Height	Comment	Raw	AF	CL	PA
	(Hz)	(dBuV/m)	(dBuV/m)	(dB)	(dB)	(m)		(°)	(m)		(dBuV)	(dB)	(dB)	(dB)
AV	15.5408G	45.77	54.00	-8.23	15.21	3	Vertical	143	1.54	-	30.56	38.06	11.63	34.48
PK	10.35728G	65.41	68.20	-2.79	14.24	3	Vertical	55	1.38	-	51.17	39.43	9.51	34.70
PK	15.54116G	58.30	74.00	-15.70	15.20	3	Vertical	143	1.54	-	43.10	38.05	11.63	34.48

802.11a_Nss1,(6Mbps)_2TX

5180MHz_TX

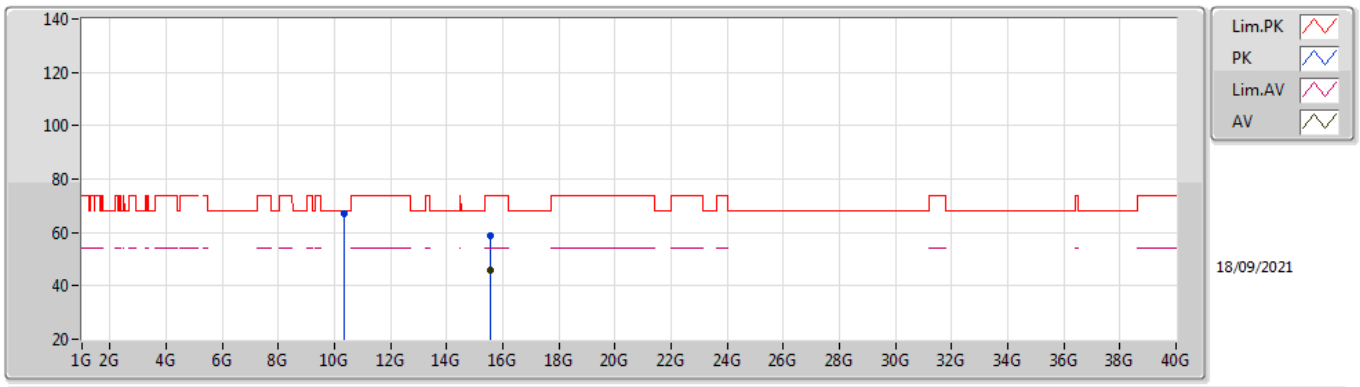

Type	Freq	Level	Limit	Margin	Factor	Dist	Condition	Azimuth	Height	Comment	Raw	AF	CL	PA
	(Hz)	(dBuV/m)	(dBuV/m)	(dB)	(dB)	(m)		(°)	(m)		(dBuV)	(dB)	(dB)	(dB)
AV	15.54052G	46.01	54.00	-7.99	15.21	3	Horizontal	160	1.42	-	30.80	38.06	11.63	34.48
PK	10.36284G	66.94	68.20	-1.26	14.27	3	Horizontal	44	1.54	-	52.67	39.45	9.51	34.69
PK	15.5416G	58.90	74.00	-15.10	15.21	3	Horizontal	160	1.42	-	43.69	38.05	11.64	34.48

802.11a_Nss1,(6Mbps)_2TX

5200MHz_TX

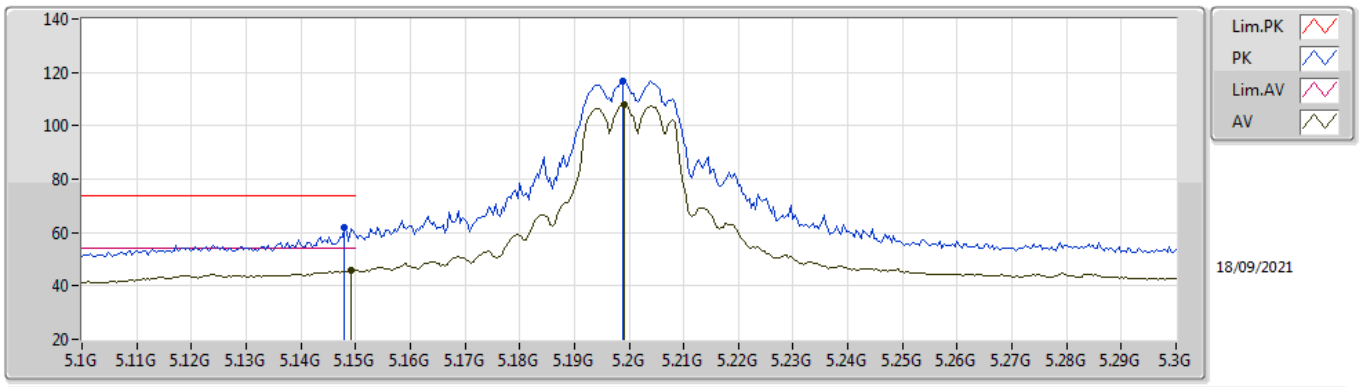

Type	Freq	Level	Limit	Margin	Factor	Dist	Condition	Azimuth	Height	Comment	Raw	AF	CL	PA
	(Hz)	(dBuV/m)	(dBuV/m)	(dB)	(dB)	(m)		(°)	(m)		(dBuV)	(dB)	(dB)	(dB)
AV	5.1492G	45.93	54.00	-8.07	4.05	3	Vertical	72	1.79	-	41.88	32.00	6.49	34.44
AV	5.1992G	108.01	Inf	-Inf	3.99	3	Vertical	72	1.79	-	104.02	31.90	6.53	34.44
PK	5.148G	61.80	74.00	-12.20	4.05	3	Vertical	72	1.79	-	57.75	32.00	6.49	34.44
PK	5.1988G	116.62	Inf	-Inf	3.99	3	Vertical	72	1.79	-	112.63	31.90	6.53	34.44

802.11a_Nss1,(6Mbps)_2TX

5200MHz_TX

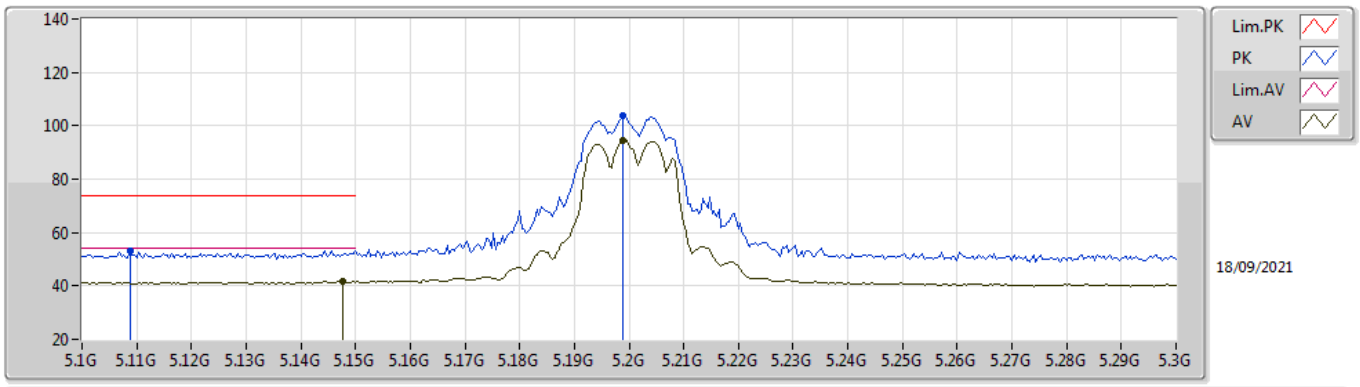

Type	Freq	Level	Limit	Margin	Factor	Dist	Condition	Azimuth	Height	Comment	Raw	AF	CL	PA
	(Hz)	(dBuV/m)	(dBuV/m)	(dB)	(dB)	(m)		(°)	(m)		(dBuV)	(dB)	(dB)	(dB)
AV	5.1476G	41.73	54.00	-12.27	4.05	3	Horizontal	193	1.49	-	37.68	32.00	6.49	34.44
AV	5.1988G	94.65	Inf	-Inf	3.99	3	Horizontal	193	1.49	-	90.66	31.90	6.53	34.44
PK	5.1088G	53.05	74.00	-20.95	4.02	3	Horizontal	193	1.49	-	49.03	32.00	6.46	34.44
PK	5.1988G	103.62	Inf	-Inf	3.99	3	Horizontal	193	1.49	-	99.63	31.90	6.53	34.44

802.11a_Nss1,(6Mbps)_2TX

5200MHz_TX

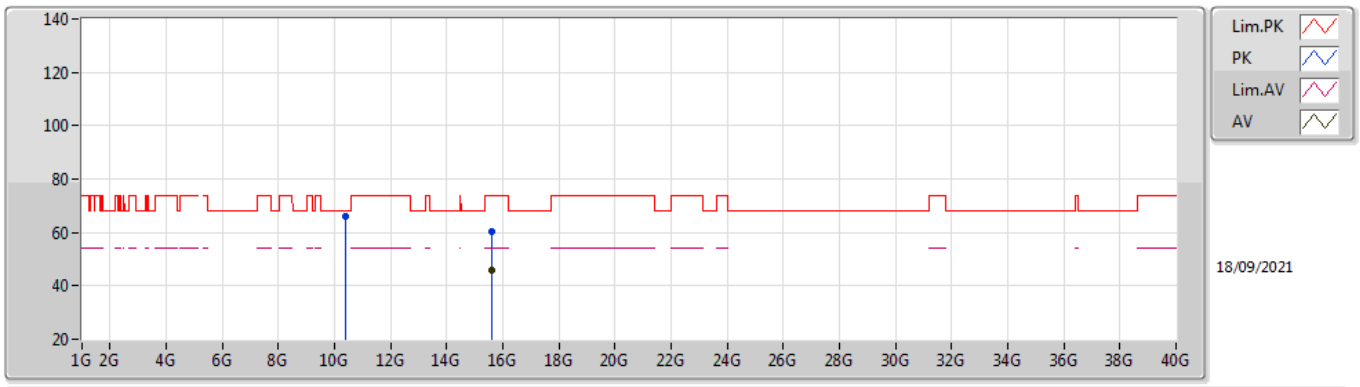

Type	Freq	Level	Limit	Margin	Factor	Dist	Condition	Azimuth	Height	Comment	Raw	AF	CL	PA
	(Hz)	(dBuV/m)	(dBuV/m)	(dB)	(dB)	(m)		(°)	(m)		(dBuV)	(dB)	(dB)	(dB)
AV	15.60096G	46.01	54.00	-7.99	14.85	3	Vertical	143	2.69	-	31.16	37.70	11.66	34.51
PK	10.40252G	66.11	68.20	-2.09	14.49	3	Vertical	52	1.49	-	51.62	39.60	9.52	34.63
PK	15.59604G	60.13	74.00	-13.87	14.87	3	Vertical	143	2.69	-	45.26	37.72	11.66	34.51

802.11a_Nss1,(6Mbps)_2TX

5200MHz_TX

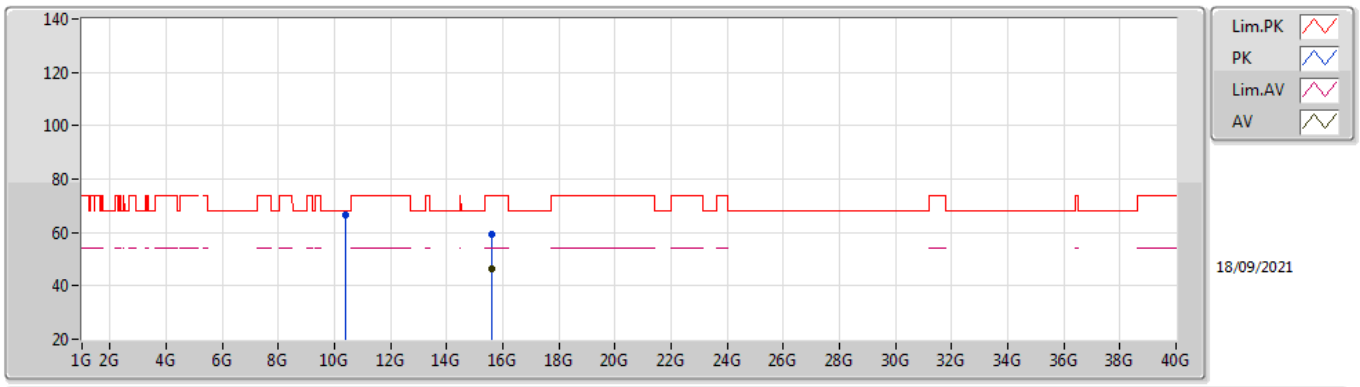

Type	Freq	Level	Limit	Margin	Factor	Dist	Condition	Azimuth	Height	Comment	Raw	AF	CL	PA
	(Hz)	(dBuV/m)	(dBuV/m)	(dB)	(dB)	(m)		(°)	(m)		(dBuV)	(dB)	(dB)	(dB)
AV	15.60076G	46.43	54.00	-7.57	14.85	3	Horizontal	161	1.50	-	31.58	37.70	11.66	34.51
PK	10.39724G	66.75	68.20	-1.45	14.47	3	Horizontal	45	1.64	-	52.28	39.59	9.52	34.64
PK	15.60072G	59.51	74.00	-14.49	14.85	3	Horizontal	161	1.50	-	44.66	37.70	11.66	34.51

802.11a_Nss1,(6Mbps)_2TX

5240MHz_TX

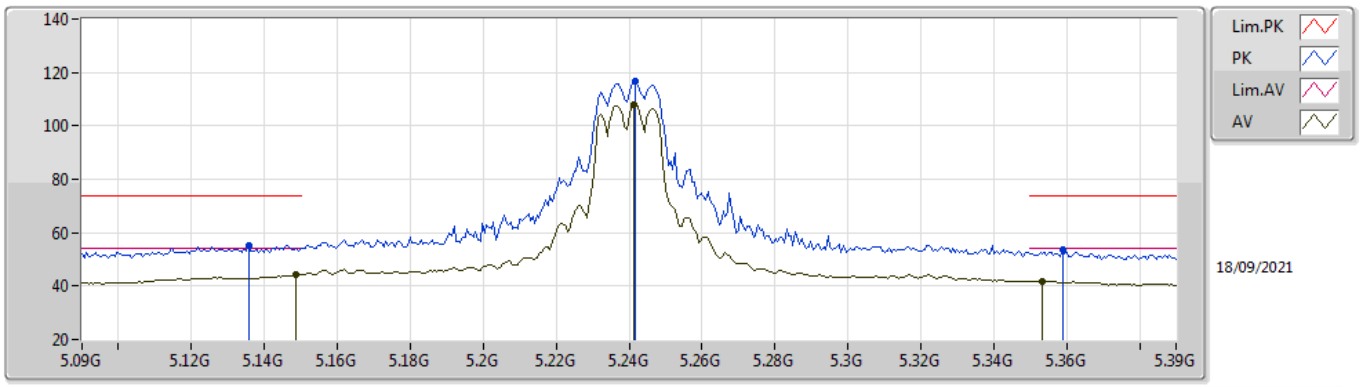

Type	Freq	Level	Limit	Margin	Factor	Dist	Condition	Azimuth	Height	Comment	Raw	AF	CL	PA
	(Hz)	(dBuV/m)	(dBuV/m)	(dB)	(dB)	(m)		(°)	(m)		(dBuV)	(dB)	(dB)	(dB)
AV	5.1488G	44.09	54.00	-9.91	4.05	3	Vertical	72	1.69	-	40.04	32.00	6.49	34.44
AV	5.2412G	107.95	Inf	-Inf	3.71	3	Vertical	72	1.69	-	104.24	31.57	6.58	34.44
AV	5.3534G	41.90	54.00	-12.10	3.39	3	Vertical	72	1.69	-	38.51	31.13	6.71	34.45
PK	5.1356G	55.37	74.00	-18.63	4.04	3	Vertical	72	1.69	-	51.33	32.00	6.48	34.44
PK	5.2418G	116.55	Inf	-Inf	3.71	3	Vertical	72	1.69	-	112.84	31.57	6.58	34.44
PK	5.3588G	53.42	74.00	-20.58	3.43	3	Vertical	72	1.69	-	49.99	31.17	6.71	34.45

802.11a_Nss1,(6Mbps)_2TX

5240MHz_TX

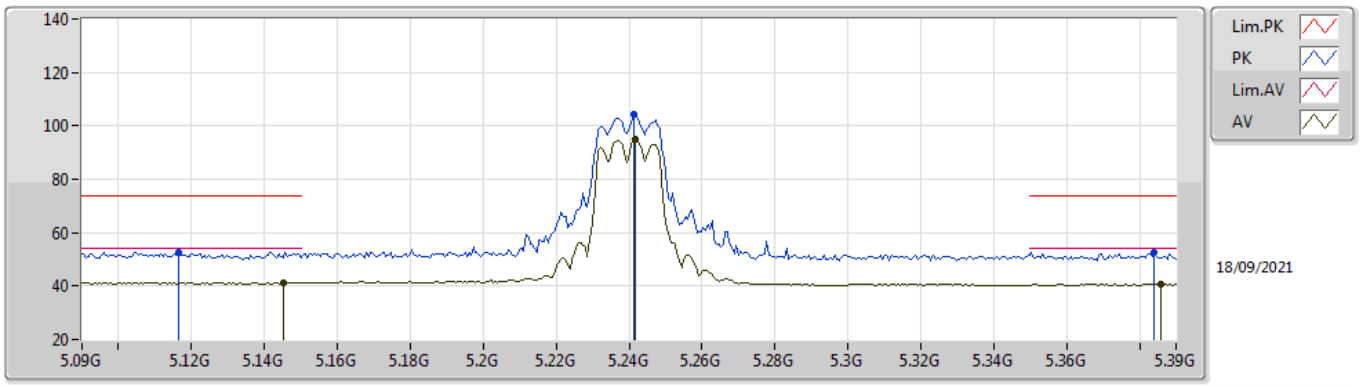

Type	Freq	Level	Limit	Margin	Factor	Dist	Condition	Azimuth	Height	Comment	Raw	AF	CL	PA
	(Hz)	(dBuV/m)	(dBuV/m)	(dB)	(dB)	(m)		(°)	(m)		(dBuV)	(dB)	(dB)	(dB)
AV	5.1452G	41.34	54.00	-12.66	4.05	3	Horizontal	203	1.49	-	37.29	32.00	6.49	34.44
AV	5.2418G	94.93	Inf	-Inf	3.71	3	Horizontal	203	1.49	-	91.22	31.57	6.58	34.44
AV	5.3858G	40.84	54.00	-13.16	3.68	3	Horizontal	203	1.49	-	37.16	31.39	6.74	34.45
PK	5.1164G	52.65	74.00	-21.35	4.03	3	Horizontal	203	1.49	-	48.62	32.00	6.47	34.44
PK	5.2412G	104.14	Inf	-Inf	3.71	3	Horizontal	203	1.49	-	100.43	31.57	6.58	34.44
PK	5.384G	52.54	74.00	-21.46	3.66	3	Horizontal	203	1.49	-	48.88	31.37	6.74	34.45

802.11a_Nss1,(6Mbps)_2TX

5240MHz_TX

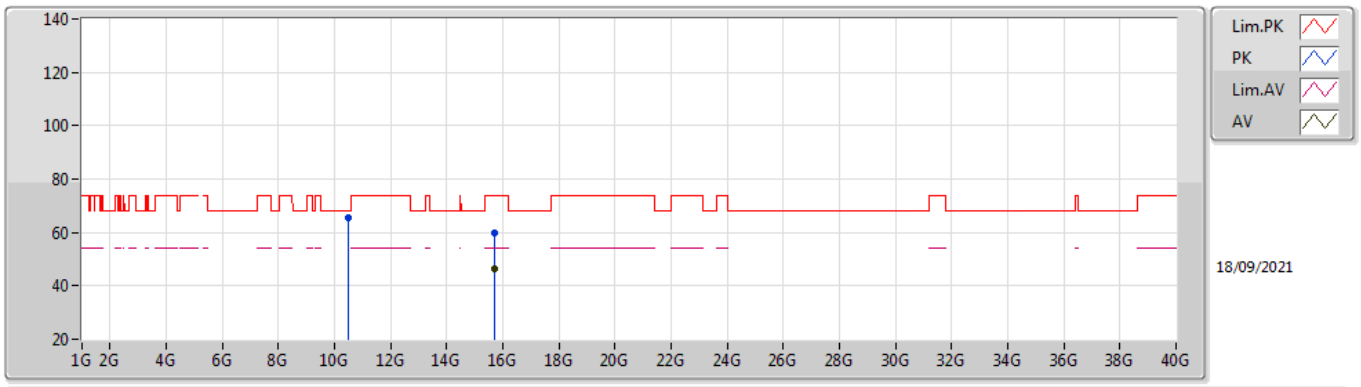

Type	Freq	Level	Limit	Margin	Factor	Dist	Condition	Azimuth	Height	Comment	Raw	AF	CL	PA
	(Hz)	(dBuV/m)	(dBuV/m)	(dB)	(dB)	(m)		(°)	(m)		(dBuV)	(dB)	(dB)	(dB)
AV	15.72084G	46.44	54.00	-7.56	14.50	3	Vertical	144	2.70	-	31.94	37.38	11.71	34.59
PK	10.4772G	65.45	68.20	-2.75	14.71	3	Vertical	58	1.50	-	50.74	39.68	9.55	34.52
PK	15.7254G	59.76	74.00	-14.24	14.49	3	Vertical	144	2.70	-	45.27	37.37	11.71	34.59

802.11a_Nss1,(6Mbps)_2TX

5240MHz_TX

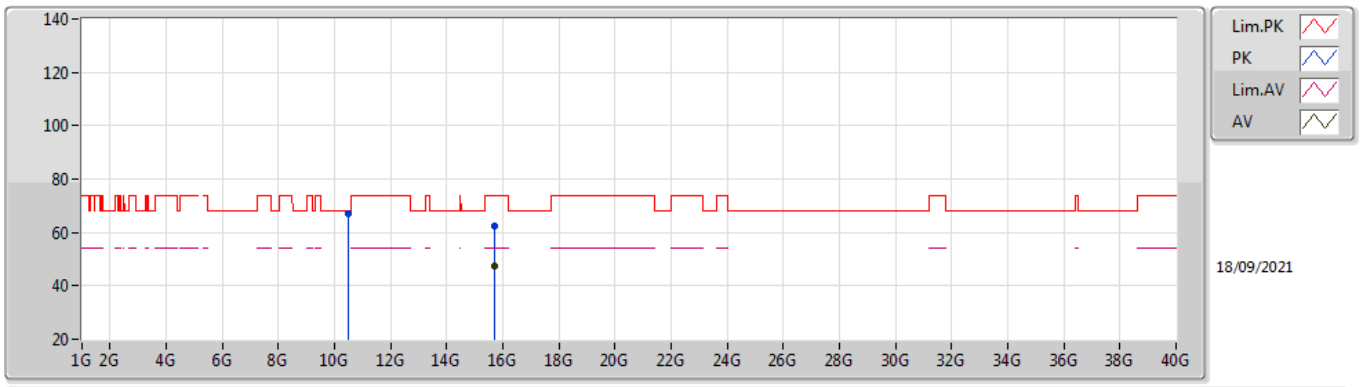

Type	Freq	Level	Limit	Margin	Factor	Dist	Condition	Azimuth	Height	Comment	Raw	AF	CL	PA
	(Hz)	(dBuV/m)	(dBuV/m)	(dB)	(dB)	(m)		(°)	(m)		(dBuV)	(dB)	(dB)	(dB)
AV	15.72048G	47.47	54.00	-6.53	14.50	3	Horizontal	157	1.50	-	32.97	37.38	11.71	34.59
PK	10.4828G	67.16	68.20	-1.04	14.72	3	Horizontal	45	1.69	-	52.44	39.68	9.55	34.51
PK	15.7216G	62.28	74.00	-11.72	14.50	3	Horizontal	157	1.50	-	47.78	37.38	11.71	34.59

802.11ax HEW20_Nss1,(MCS0)_2TX

5180MHz_TX

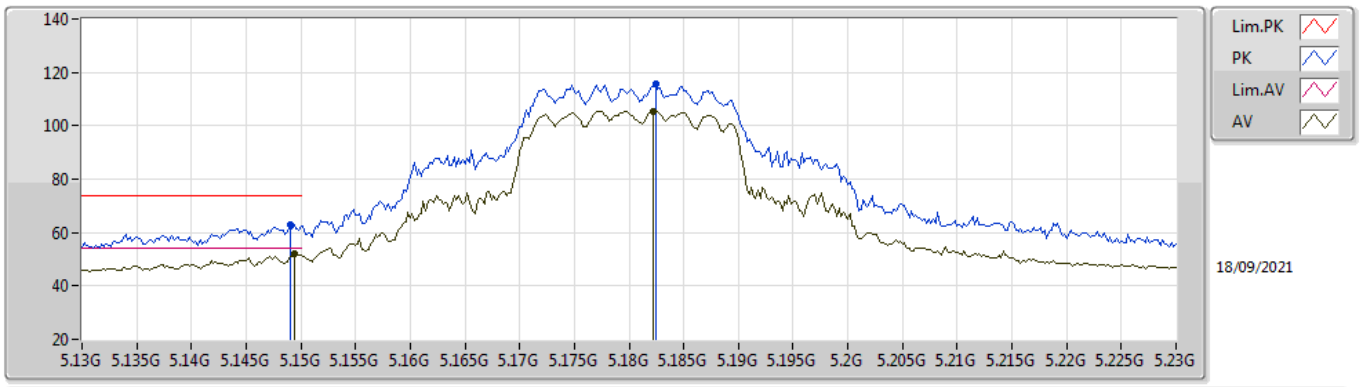

Type	Freq	Level	Limit	Margin	Factor	Dist	Condition	Azimuth	Height	Comment	Raw	AF	CL	PA
	(Hz)	(dBuV/m)	(dBuV/m)	(dB)	(dB)	(m)		(°)	(m)		(dBuV)	(dB)	(dB)	(dB)
AV	5.1494G	52.00	54.00	-2.00	4.05	3	Vertical	80	1.73	-	47.95	32.00	6.49	34.44
AV	5.1822G	105.51	Inf	-Inf	4.02	3	Vertical	80	1.73	-	101.49	31.94	6.52	34.44
PK	5.149G	63.11	74.00	-10.89	4.05	3	Vertical	80	1.73	-	59.06	32.00	6.49	34.44
PK	5.1824G	115.51	Inf	-Inf	4.02	3	Vertical	80	1.73	-	111.49	31.94	6.52	34.44

802.11ax HEW20_Nss1,(MCS0)_2TX

5180MHz_TX

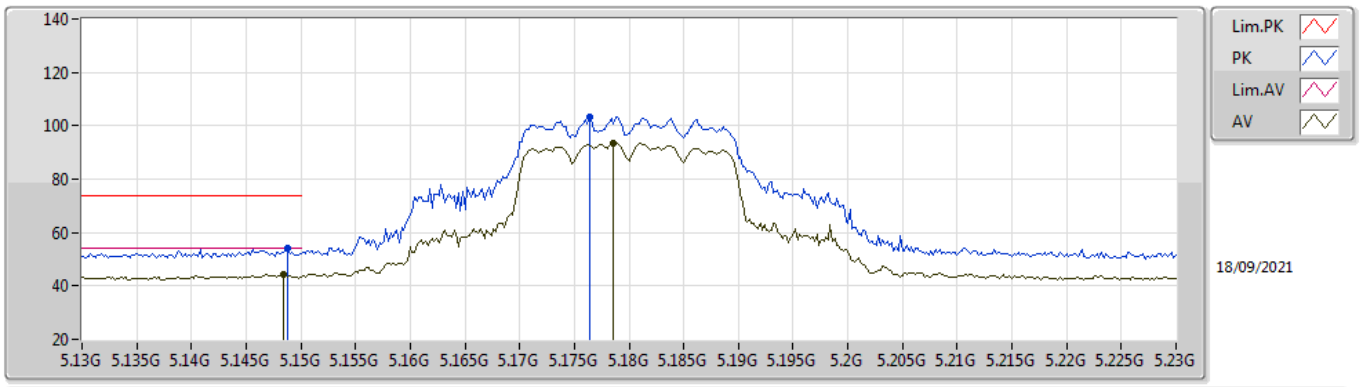

Type	Freq	Level	Limit	Margin	Factor	Dist	Condition	Azimuth	Height	Comment	Raw	AF	CL	PA
	(Hz)	(dBuV/m)	(dBuV/m)	(dB)	(dB)	(m)		(°)	(m)		(dBuV)	(dB)	(dB)	(dB)
AV	5.1484G	44.25	54.00	-9.75	4.05	3	Horizontal	207	1.36	-	40.20	32.00	6.49	34.44
AV	5.1786G	93.38	Inf	-Inf	4.01	3	Horizontal	207	1.36	-	89.37	31.94	6.51	34.44
PK	5.1488G	54.25	74.00	-19.75	4.05	3	Horizontal	207	1.36	-	50.20	32.00	6.49	34.44
PK	5.1764G	103.16	Inf	-Inf	4.02	3	Horizontal	207	1.36	-	99.14	31.95	6.51	34.44

802.11ax HEW20_Nss1,(MCS0)_2TX

5180MHz_TX

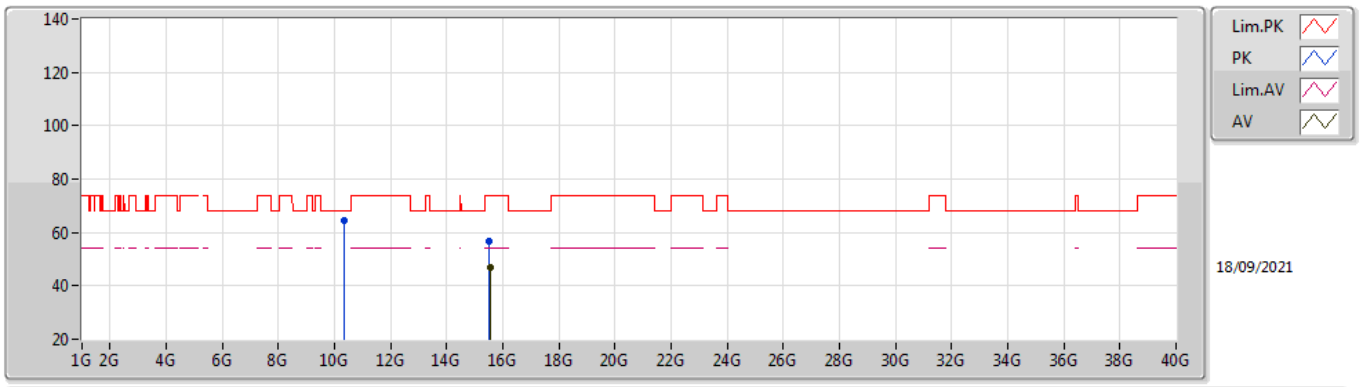

Type	Freq	Level	Limit	Margin	Factor	Dist	Condition	Azimuth	Height	Comment	Raw	AF	CL	PA
	(Hz)	(dBuV/m)	(dBuV/m)	(dB)	(dB)	(m)		(°)	(m)		(dBuV)	(dB)	(dB)	(dB)
AV	15.53808G	46.66	54.00	-7.34	15.23	3	Vertical	142	1.58	-	31.43	38.07	11.63	34.47
PK	10.3594G	64.42	68.20	-3.78	14.25	3	Vertical	51	1.54	-	50.17	39.44	9.51	34.70
PK	15.53044G	56.53	74.00	-17.47	15.28	3	Vertical	142	1.58	-	41.25	38.12	11.63	34.47

802.11ax HEW20_Nss1,(MCS0)_2TX

5180MHz_TX

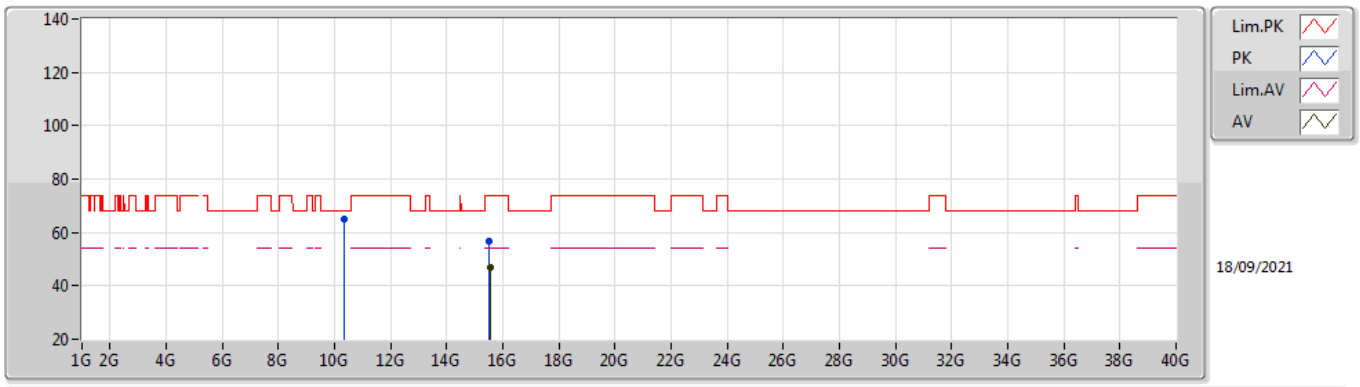

Type	Freq	Level	Limit	Margin	Factor	Dist	Condition	Azimuth	Height	Comment	Raw	AF	CL	PA
	(Hz)	(dBuV/m)	(dBuV/m)	(dB)	(dB)	(m)		(°)	(m)		(dBuV)	(dB)	(dB)	(dB)
AV	15.53292G	46.64	54.00	-7.36	15.26	3	Horizontal	160	1.42	-	31.38	38.10	11.63	34.47
PK	10.35396G	65.24	68.20	-2.96	14.23	3	Horizontal	45	1.56	-	51.01	39.42	9.51	34.70
PK	15.5312G	56.86	74.00	-17.14	15.27	3	Horizontal	160	1.42	-	41.59	38.11	11.63	34.47

802.11ax HEW20_Nss1,(MCS0)_2TX

5200MHz_TX

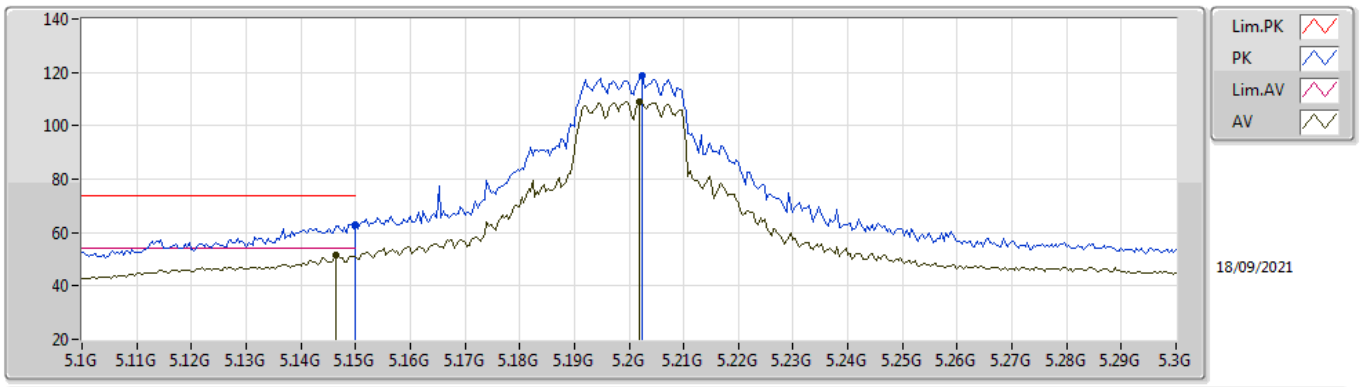

Type	Freq	Level	Limit	Margin	Factor	Dist	Condition	Azimuth	Height	Comment	Raw	AF	CL	PA
	(Hz)	(dBuV/m)	(dBuV/m)	(dB)	(dB)	(m)		(°)	(m)		(dBuV)	(dB)	(dB)	(dB)
AV	5.1464G	51.76	54.00	-2.24	4.05	3	Vertical	72	1.80	-	47.71	32.00	6.49	34.44
AV	5.202G	108.88	Inf	-Inf	3.97	3	Vertical	72	1.80	-	104.91	31.88	6.53	34.44
PK	5.15G	63.18	74.00	-10.82	4.05	3	Vertical	72	1.80	-	59.13	32.00	6.49	34.44
PK	5.2024G	118.72	Inf	-Inf	3.97	3	Vertical	72	1.80	-	114.75	31.88	6.53	34.44

802.11ax HEW20_Nss1,(MCS0)_2TX

5200MHz_TX

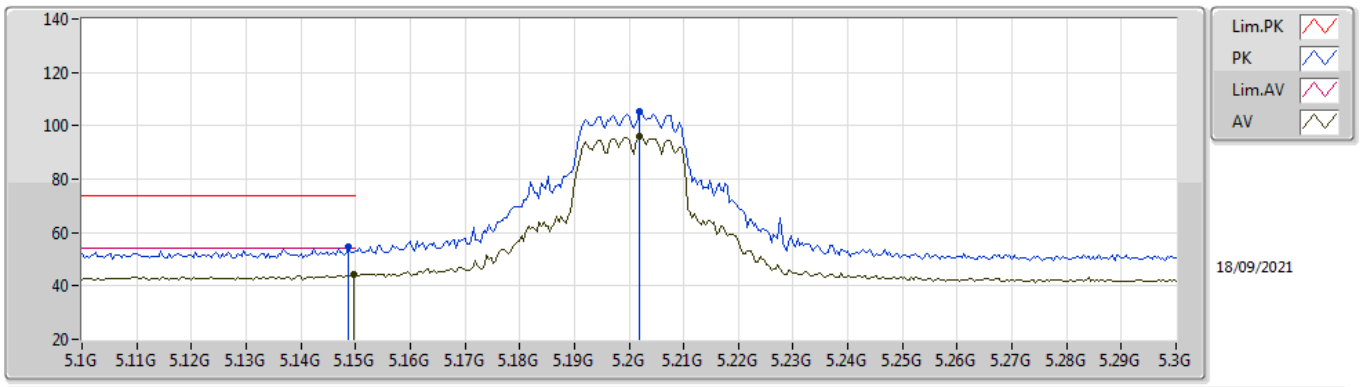

Type	Freq	Level	Limit	Margin	Factor	Dist	Condition	Azimuth	Height	Comment	Raw	AF	CL	PA
	(Hz)	(dBuV/m)	(dBuV/m)	(dB)	(dB)	(m)		(°)	(m)		(dBuV)	(dB)	(dB)	(dB)
AV	5.1496G	44.09	54.00	-9.91	4.05	3	Horizontal	193	1.50	-	40.04	32.00	6.49	34.44
AV	5.202G	95.98	Inf	-Inf	3.97	3	Horizontal	193	1.50	-	92.01	31.88	6.53	34.44
PK	5.1488G	54.44	74.00	-19.56	4.05	3	Horizontal	193	1.50	-	50.39	32.00	6.49	34.44
PK	5.202G	105.11	Inf	-Inf	3.97	3	Horizontal	193	1.50	-	101.14	31.88	6.53	34.44

802.11ax HEW20_Nss1,(MCS0)_2TX

5200MHz_TX

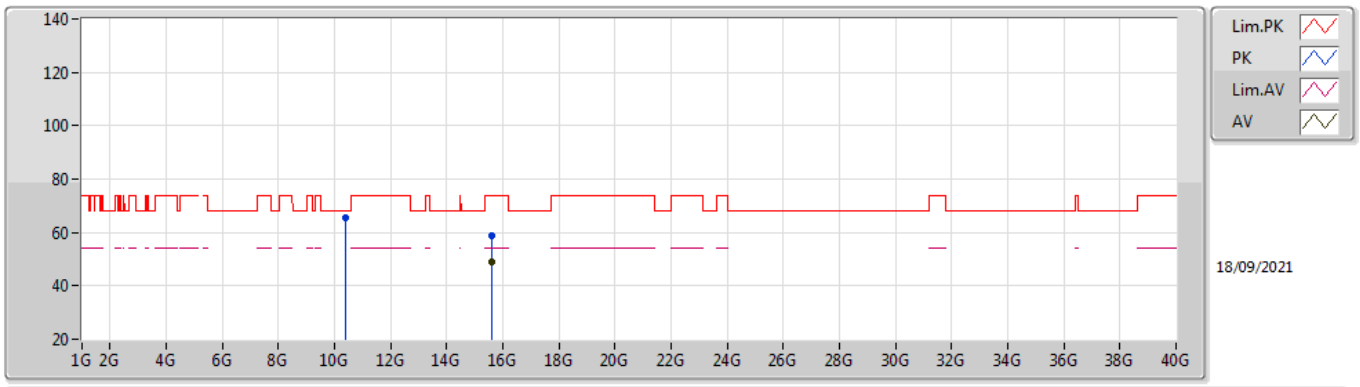

Type	Freq	Level	Limit	Margin	Factor	Dist	Condition	Azimuth	Height	Comment	Raw	AF	CL	PA
	(Hz)	(dBuV/m)	(dBuV/m)	(dB)	(dB)	(m)		(°)	(m)		(dBuV)	(dB)	(dB)	(dB)
AV	15.59416G	48.82	54.00	-5.18	14.89	3	Vertical	145	2.70	-	33.93	37.74	11.66	34.51
PK	10.39856G	65.74	68.20	-2.46	14.47	3	Vertical	51	1.50	-	51.27	39.59	9.52	34.64
PK	15.5944G	58.81	74.00	-15.19	14.88	3	Vertical	145	2.70	-	43.93	37.73	11.66	34.51

802.11ax HEW20_Nss1,(MCS0)_2TX

5200MHz_TX

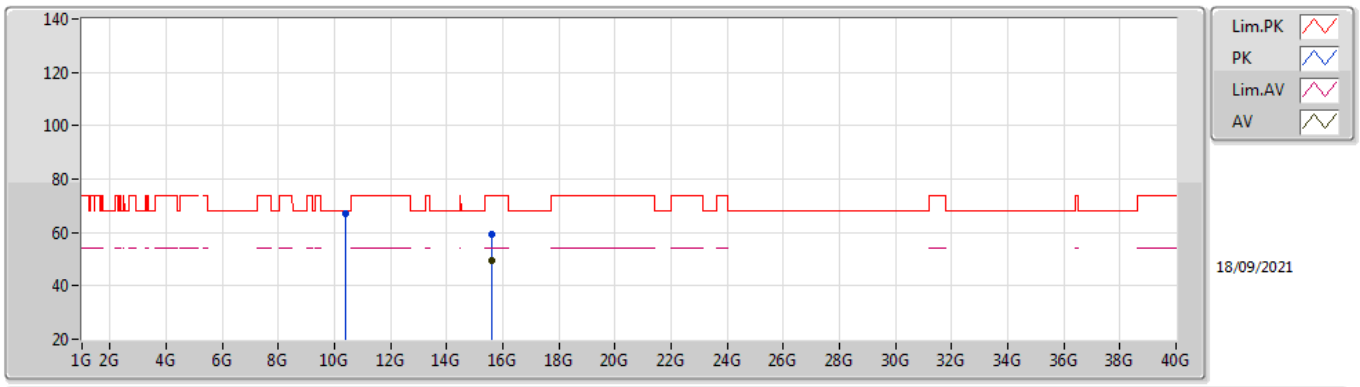

Type	Freq	Level	Limit	Margin	Factor	Dist	Condition	Azimuth	Height	Comment	Raw	AF	CL	PA
	(Hz)	(dBuV/m)	(dBuV/m)	(dB)	(dB)	(m)		(°)	(m)		(dBuV)	(dB)	(dB)	(dB)
AV	15.60152G	49.50	54.00	-4.50	14.85	3	Horizontal	160	1.54	-	34.65	37.70	11.66	34.51
PK	10.40384G	67.02	68.20	-1.18	14.49	3	Horizontal	44	1.65	-	52.53	39.60	9.52	34.63
PK	15.59936G	59.53	74.00	-14.47	14.85	3	Horizontal	160	1.54	-	44.68	37.70	11.66	34.51

802.11ax HEW20_Nss1,(MCS0)_2TX

5240MHz_TX

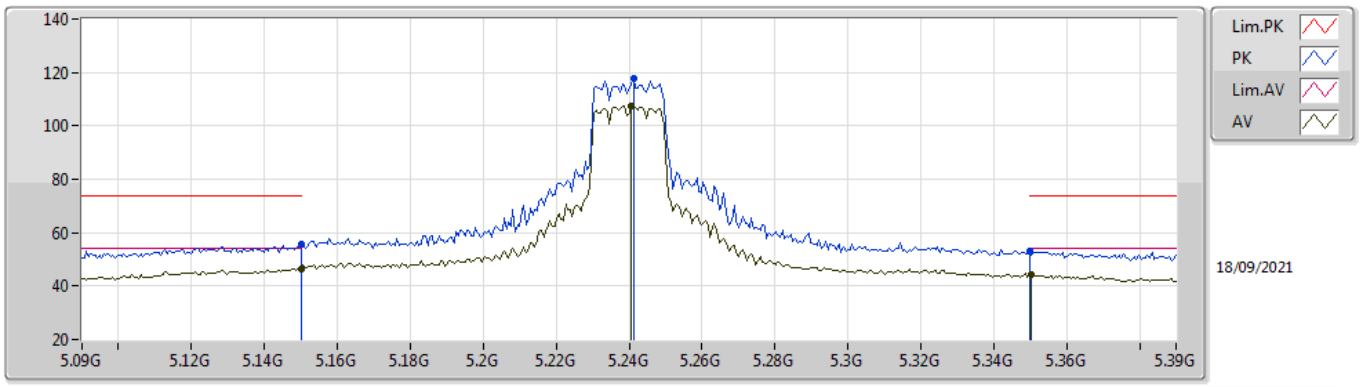

Type	Freq	Level	Limit	Margin	Factor	Dist	Condition	Azimuth	Height	Comment	Raw	AF	CL	PA
	(Hz)	(dBuV/m)	(dBuV/m)	(dB)	(dB)	(m)		(°)	(m)		(dBuV)	(dB)	(dB)	(dB)
AV	5.15G	46.60	54.00	-7.40	4.05	3	Vertical	71	1.73	-	42.55	32.00	6.49	34.44
AV	5.2406G	107.67	Inf	-Inf	3.72	3	Vertical	71	1.73	-	103.95	31.58	6.58	34.44
AV	5.3504G	44.40	54.00	-9.60	3.35	3	Vertical	71	1.73	-	41.05	31.10	6.70	34.45
PK	5.15G	55.71	74.00	-18.29	4.05	3	Vertical	71	1.73	-	51.66	32.00	6.49	34.44
PK	5.2412G	117.99	Inf	-Inf	3.71	3	Vertical	71	1.73	-	114.28	31.57	6.58	34.44
PK	5.35G	53.01	74.00	-20.99	3.35	3	Vertical	71	1.73	-	49.66	31.10	6.70	34.45

802.11ax HEW20_Nss1,(MCS0)_2TX

5240MHz_TX

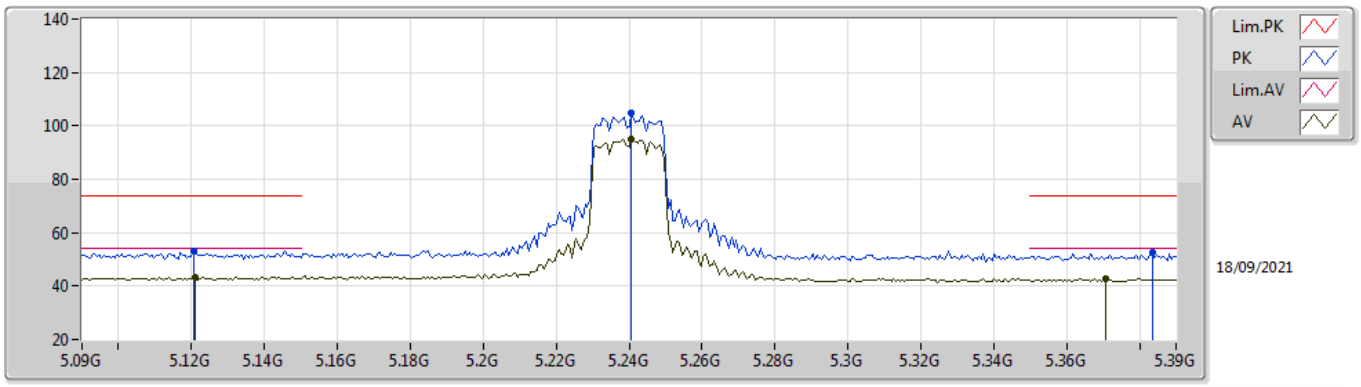

Type	Freq	Level	Limit	Margin	Factor	Dist	Condition	Azimuth	Height	Comment	Raw	AF	CL	PA
	(Hz)	(dBuV/m)	(dBuV/m)	(dB)	(dB)	(m)		(°)	(m)		(dBuV)	(dB)	(dB)	(dB)
AV	5.1212G	43.44	54.00	-10.56	4.03	3	Horizontal	203	1.50	-	39.41	32.00	6.47	34.44
AV	5.2406G	95.22	Inf	-Inf	3.72	3	Horizontal	203	1.50	-	91.50	31.58	6.58	34.44
AV	5.3708G	42.78	54.00	-11.22	3.55	3	Horizontal	203	1.50	-	39.23	31.27	6.73	34.45
PK	5.1206G	53.04	74.00	-20.96	4.03	3	Horizontal	203	1.50	-	49.01	32.00	6.47	34.44
PK	5.2406G	104.58	Inf	-Inf	3.72	3	Horizontal	203	1.50	-	100.86	31.58	6.58	34.44
PK	5.3834G	52.39	74.00	-21.61	3.66	3	Horizontal	203	1.50	-	48.73	31.37	6.74	34.45

802.11ax HEW20_Nss1,(MCS0)_2TX

5240MHz_TX

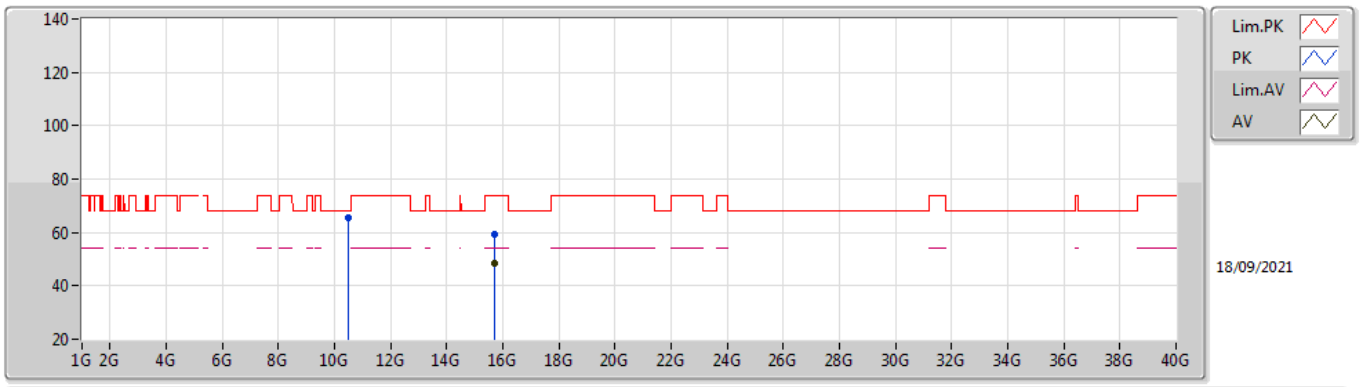

Type	Freq	Level	Limit	Margin	Factor	Dist	Condition	Azimuth	Height	Comment	Raw	AF	CL	PA
	(Hz)	(dBuV/m)	(dBuV/m)	(dB)	(dB)	(m)		(°)	(m)		(dBuV)	(dB)	(dB)	(dB)
AV	15.71684G	48.32	54.00	-5.68	14.50	3	Vertical	49	2.27	-	33.82	37.38	11.71	34.59
PK	10.4816G	65.34	68.20	-2.86	14.72	3	Vertical	54	1.61	-	50.62	39.68	9.55	34.51
PK	15.71696G	59.46	74.00	-14.54	14.50	3	Vertical	49	2.27	-	44.96	37.38	11.71	34.59

802.11ax HEW20_Nss1,(MCS0)_2TX

5240MHz_TX

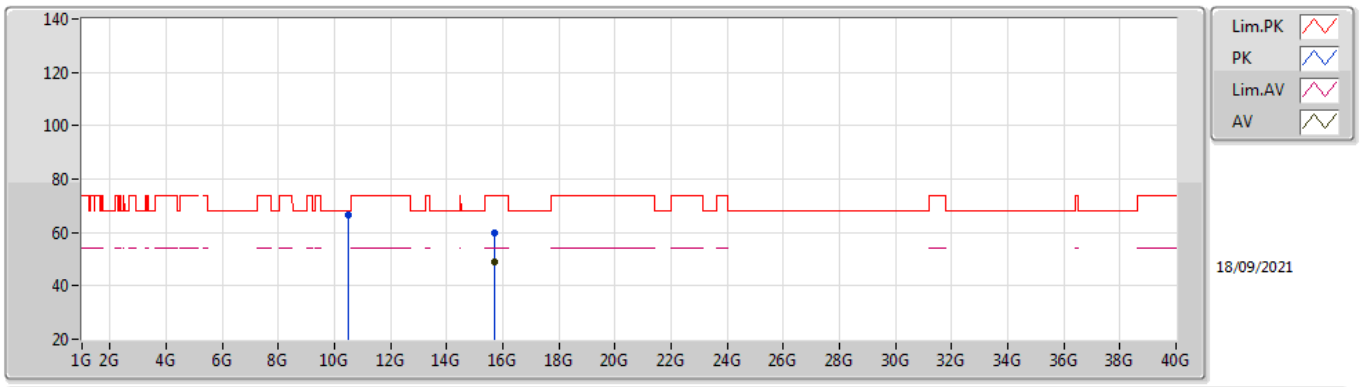

Type	Freq	Level	Limit	Margin	Factor	Dist	Condition	Azimuth	Height	Comment	Raw	AF	CL	PA
	(Hz)	(dBuV/m)	(dBuV/m)	(dB)	(dB)	(m)		(°)	(m)		(dBuV)	(dB)	(dB)	(dB)
AV	15.71668G	48.91	54.00	-5.09	14.50	3	Horizontal	158	1.50	-	34.41	37.38	11.71	34.59
PK	10.47884G	66.44	68.20	-1.76	14.72	3	Horizontal	45	1.66	-	51.72	39.68	9.55	34.51
PK	15.71704G	59.83	74.00	-14.17	14.50	3	Horizontal	158	1.50	-	45.33	37.38	11.71	34.59

802.11ax HEW40_Nss1,(MCS0)_2TX

5190MHz_TX

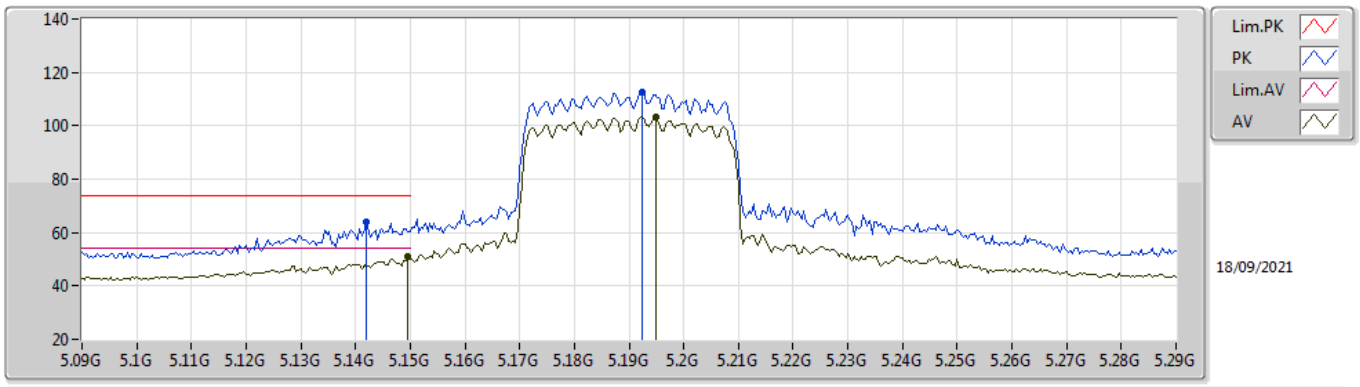

Type	Freq	Level	Limit	Margin	Factor	Dist	Condition	Azimuth	Height	Comment	Raw	AF	CL	PA
	(Hz)	(dBuV/m)	(dBuV/m)	(dB)	(dB)	(m)		(°)	(m)		(dBuV)	(dB)	(dB)	(dB)
AV	5.1496G	51.11	54.00	-2.89	4.05	3	Vertical	69	1.71	-	47.06	32.00	6.49	34.44
AV	5.1948G	103.07	Inf	-Inf	4.00	3	Vertical	69	1.71	-	99.07	31.91	6.53	34.44
PK	5.142G	63.94	74.00	-10.06	4.05	3	Vertical	69	1.71	-	59.89	32.00	6.49	34.44
PK	5.1924G	112.84	Inf	-Inf	4.00	3	Vertical	69	1.71	-	108.84	31.92	6.52	34.44

802.11ax HEW40_Nss1,(MCS0)_2TX

5190MHz_TX

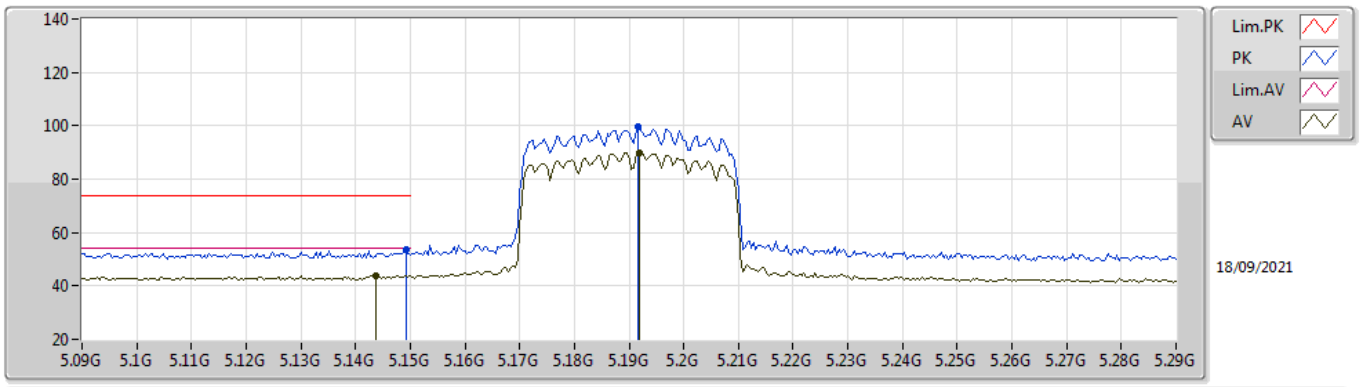

Type	Freq	Level	Limit	Margin	Factor	Dist	Condition	Azimuth	Height	Comment	Raw	AF	CL	PA
	(Hz)	(dBuV/m)	(dBuV/m)	(dB)	(dB)	(m)		(°)	(m)		(dBuV)	(dB)	(dB)	(dB)
AV	5.1436G	44.01	54.00	-9.99	4.05	3	Horizontal	192	1.55	-	39.96	32.00	6.49	34.44
AV	5.192G	90.05	Inf	-Inf	4.00	3	Horizontal	192	1.55	-	86.05	31.92	6.52	34.44
PK	5.1492G	53.69	74.00	-20.31	4.05	3	Horizontal	192	1.55	-	49.64	32.00	6.49	34.44
PK	5.1916G	99.81	Inf	-Inf	4.00	3	Horizontal	192	1.55	-	95.81	31.92	6.52	34.44

802.11ax HEW40_Nss1,(MCS0)_2TX

5190MHz_TX

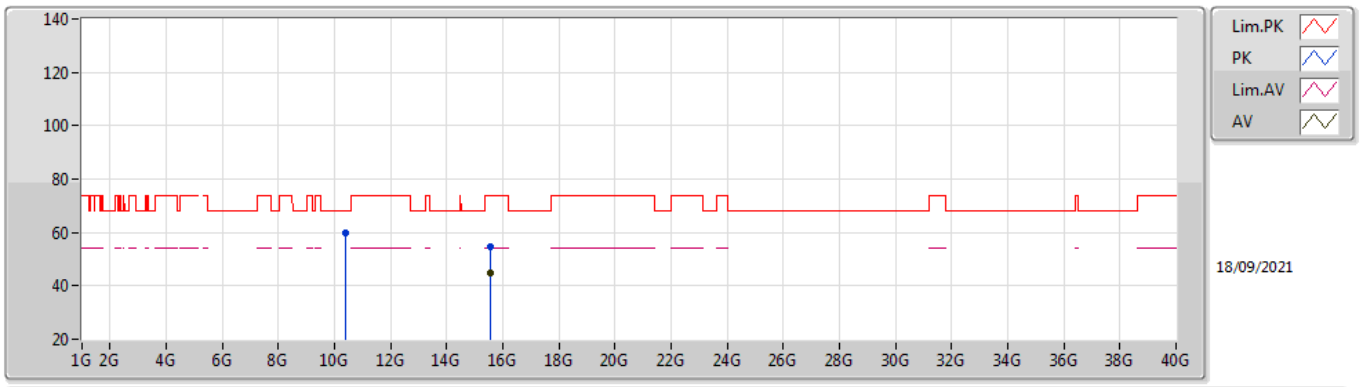

Type	Freq	Level	Limit	Margin	Factor	Dist	Condition	Azimuth	Height	Comment	Raw	AF	CL	PA
	(Hz)	(dBuV/m)	(dBuV/m)	(dB)	(dB)	(m)		(°)	(m)		(dBuV)	(dB)	(dB)	(dB)
AV	15.56588G	44.95	54.00	-9.05	15.06	3	Vertical	14	2.13	-	29.89	37.90	11.65	34.49
PK	10.3764G	59.95	68.20	-8.25	14.35	3	Vertical	287	1.54	-	45.60	39.51	9.51	34.67
PK	15.563G	54.43	74.00	-19.57	15.07	3	Vertical	14	2.13	-	39.36	37.92	11.64	34.49

802.11ax HEW40_Nss1,(MCS0)_2TX

5190MHz_TX

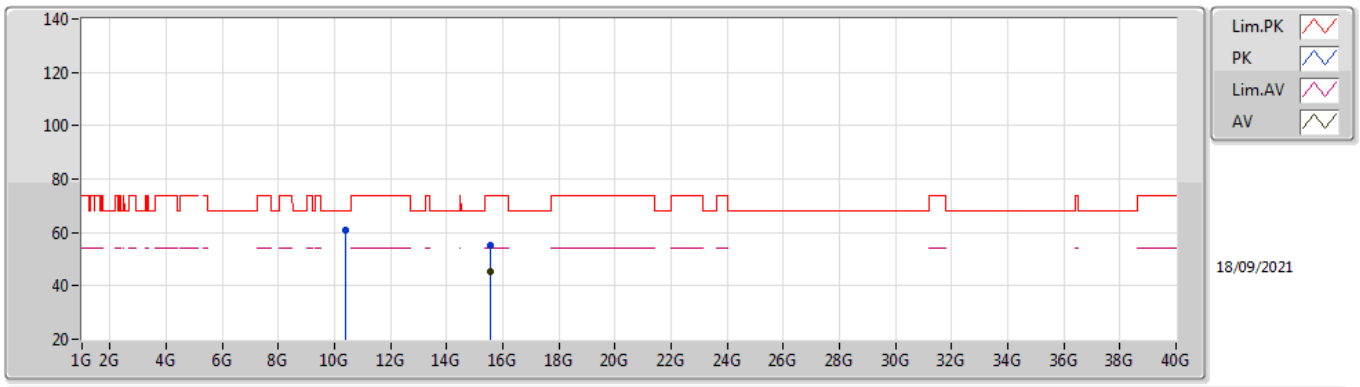

Type	Freq	Level	Limit	Margin	Factor	Dist	Condition	Azimuth	Height	Comment	Raw	AF	CL	PA
	(Hz)	(dBuV/m)	(dBuV/m)	(dB)	(dB)	(m)		(°)	(m)		(dBuV)	(dB)	(dB)	(dB)
AV	15.56732G	45.53	54.00	-8.47	15.06	3	Horizontal	72	2.14	-	30.47	37.90	11.65	34.49
PK	10.38124G	60.95	68.20	-7.25	14.38	3	Horizontal	204	1.09	-	46.57	39.52	9.52	34.66
PK	15.5696G	55.42	74.00	-18.58	15.04	3	Horizontal	72	2.14	-	40.38	37.88	11.65	34.49

802.11ax HEW40_Nss1,(MCS0)_2TX

5230MHz_TX

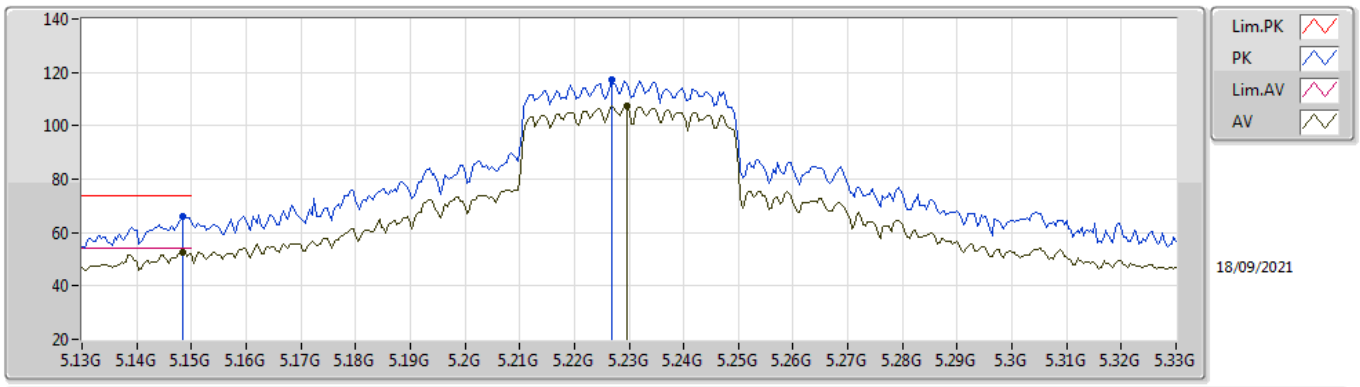

Type	Freq	Level	Limit	Margin	Factor	Dist	Condition	Azimuth	Height	Comment	Raw	AF	CL	PA
	(Hz)	(dBuV/m)	(dBuV/m)	(dB)	(dB)	(m)		(°)	(m)		(dBuV)	(dB)	(dB)	(dB)
AV	5.1484G	52.81	54.00	-1.19	4.05	3	Vertical	73	1.75	-	48.76	32.00	6.49	34.44
AV	5.2296G	107.38	Inf	-Inf	3.78	3	Vertical	73	1.75	-	103.60	31.66	6.56	34.44
PK	5.1484G	65.98	74.00	-8.02	4.05	3	Vertical	73	1.75	-	61.93	32.00	6.49	34.44
PK	5.2268G	117.27	Inf	-Inf	3.81	3	Vertical	73	1.75	-	113.46	31.69	6.56	34.44

802.11ax HEW40_Nss1,(MCS0)_2TX

5230MHz_TX

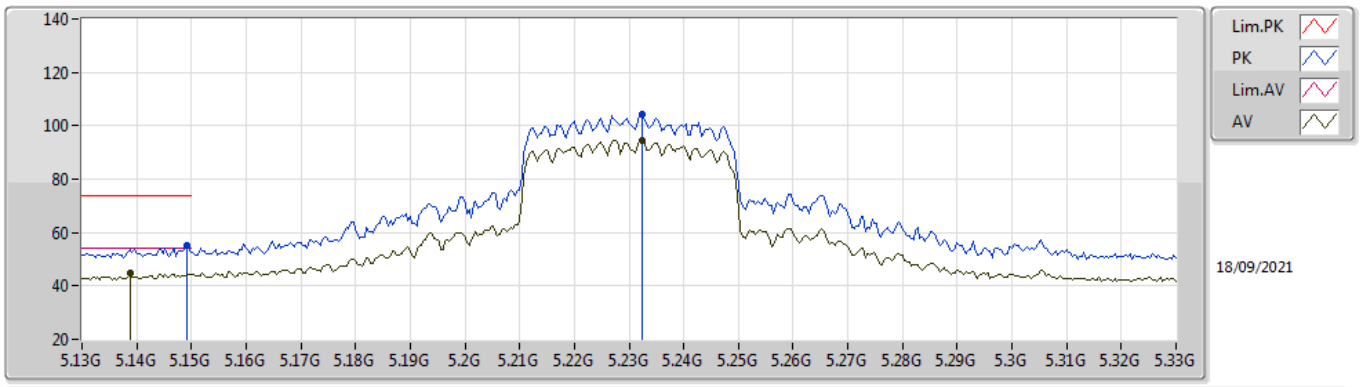

Type	Freq	Level	Limit	Margin	Factor	Dist	Condition	Azimuth	Height	Comment	Raw	AF	CL	PA
	(Hz)	(dBuV/m)	(dBuV/m)	(dB)	(dB)	(m)		(°)	(m)		(dBuV)	(dB)	(dB)	(dB)
AV	5.1388G	44.76	54.00	-9.24	4.04	3	Horizontal	204	1.48	-	40.72	32.00	6.48	34.44
AV	5.2324G	94.66	Inf	-Inf	3.77	3	Horizontal	204	1.48	-	90.89	31.64	6.57	34.44
PK	5.1492G	55.09	74.00	-18.91	4.05	3	Horizontal	204	1.48	-	51.04	32.00	6.49	34.44
PK	5.2324G	104.18	Inf	-Inf	3.77	3	Horizontal	204	1.48	-	100.41	31.64	6.57	34.44

802.11ax HEW40_Nss1,(MCS0)_2TX

5230MHz_TX

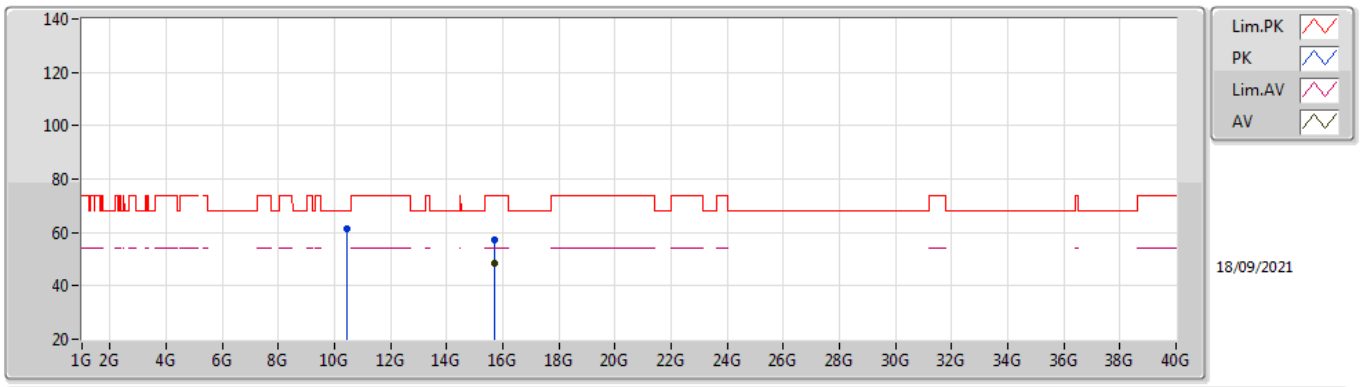

Type	Freq	Level	Limit	Margin	Factor	Dist	Condition	Azimuth	Height	Comment	Raw	AF	CL	PA
	(Hz)	(dBuV/m)	(dBuV/m)	(dB)	(dB)	(m)		(°)	(m)		(dBuV)	(dB)	(dB)	(dB)
AV	15.69284G	48.52	54.00	-5.48	14.55	3	Vertical	143	2.70	-	33.97	37.42	11.70	34.57
PK	10.46156G	61.21	68.20	-6.99	14.66	3	Vertical	53	1.58	-	46.55	39.66	9.54	34.54
PK	15.68572G	57.41	74.00	-16.59	14.57	3	Vertical	143	2.70	-	42.84	37.44	11.70	34.57

802.11ax HEW40_Nss1,(MCS0)_2TX

5230MHz_TX

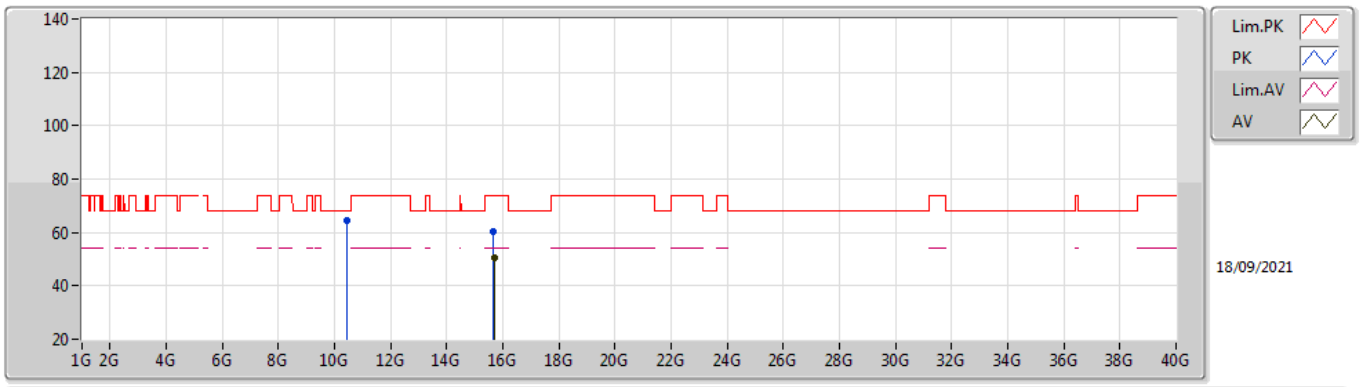

Type	Freq	Level	Limit	Margin	Factor	Dist	Condition	Azimuth	Height	Comment	Raw	AF	CL	PA
	(Hz)	(dBuV/m)	(dBuV/m)	(dB)	(dB)	(m)		(°)	(m)		(dBuV)	(dB)	(dB)	(dB)
AV	15.6857G	50.54	54.00	-3.46	14.57	3	Horizontal	161	1.50	-	35.97	37.44	11.70	34.57
PK	10.46156G	64.52	68.20	-3.68	14.66	3	Horizontal	46	1.57	-	49.86	39.66	9.54	34.54
PK	15.678G	60.21	74.00	-13.79	14.60	3	Horizontal	161	1.50	-	45.61	37.47	11.69	34.56

802.11ax HEW80_Nss1,(MCS0)_2TX

5210MHz_TX

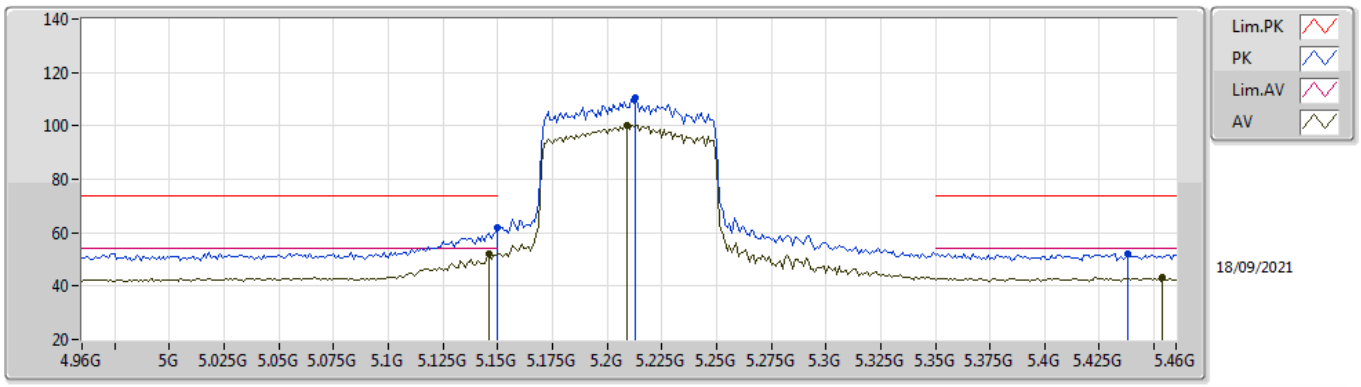

Type	Freq	Level	Limit	Margin	Factor	Dist	Condition	Azimuth	Height	Comment	Raw	AF	CL	PA
	(Hz)	(dBuV/m)	(dBuV/m)	(dB)	(dB)	(m)		(°)	(m)		(dBuV)	(dB)	(dB)	(dB)
AV	5.146G	52.15	54.00	-1.85	4.05	3	Vertical	70	1.75	-	48.10	32.00	6.49	34.44
AV	5.209G	100.32	Inf	-Inf	3.93	3	Vertical	70	1.75	-	96.39	31.83	6.54	34.44
AV	5.454G	43.11	54.00	-10.89	3.95	3	Vertical	70	1.75	-	39.16	31.62	6.79	34.46
PK	5.15G	62.10	74.00	-11.90	4.05	3	Vertical	70	1.75	-	58.05	32.00	6.49	34.44
PK	5.213G	110.70	Inf	-Inf	3.90	3	Vertical	70	1.75	-	106.80	31.80	6.54	34.44
PK	5.438G	52.27	74.00	-21.73	3.90	3	Vertical	70	1.75	-	48.37	31.58	6.78	34.46

802.11ax HEW80_Nss1,(MCS0)_2TX

5210MHz_TX

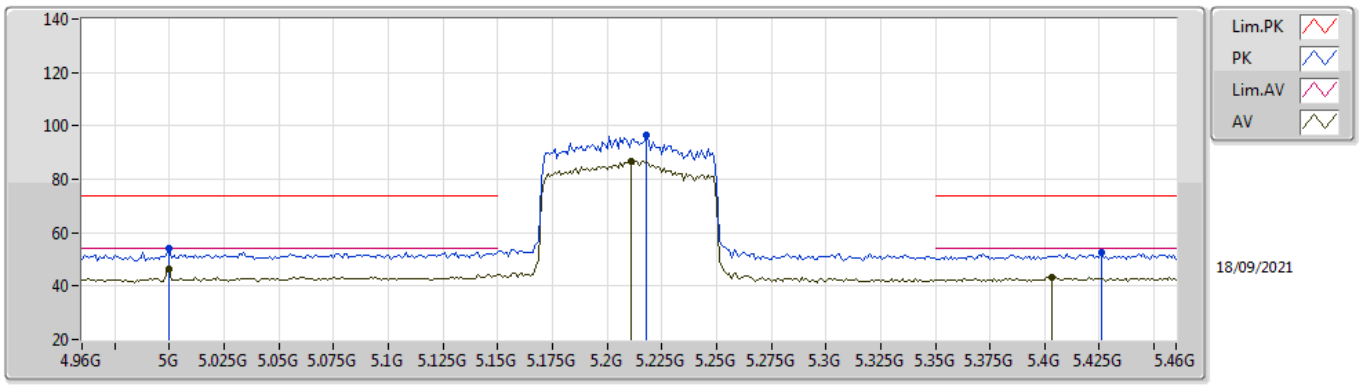

Type	Freq	Level	Limit	Margin	Factor	Dist	Condition	Azimuth	Height	Comment	Raw	AF	CL	PA
	(Hz)	(dBuV/m)	(dBuV/m)	(dB)	(dB)	(m)		(°)	(m)		(dBuV)	(dB)	(dB)	(dB)
AV	5G	46.30	54.00	-7.70	3.45	3	Horizontal	193	1.45	-	42.85	31.50	6.38	34.43
AV	5.211G	86.70	Inf	-Inf	3.91	3	Horizontal	193	1.45	-	82.79	31.81	6.54	34.44
AV	5.403G	43.24	54.00	-10.76	3.82	3	Horizontal	193	1.45	-	39.42	31.51	6.76	34.45
PK	5G	54.02	74.00	-19.98	3.45	3	Horizontal	193	1.45	-	50.57	31.50	6.38	34.43
PK	5.218G	96.37	Inf	-Inf	3.87	3	Horizontal	193	1.45	-	92.50	31.76	6.55	34.44
PK	5.426G	52.48	74.00	-21.52	3.86	3	Horizontal	193	1.45	-	48.62	31.55	6.77	34.46

802.11ax HEW80_Nss1,(MCS0)_2TX

5210MHz_TX

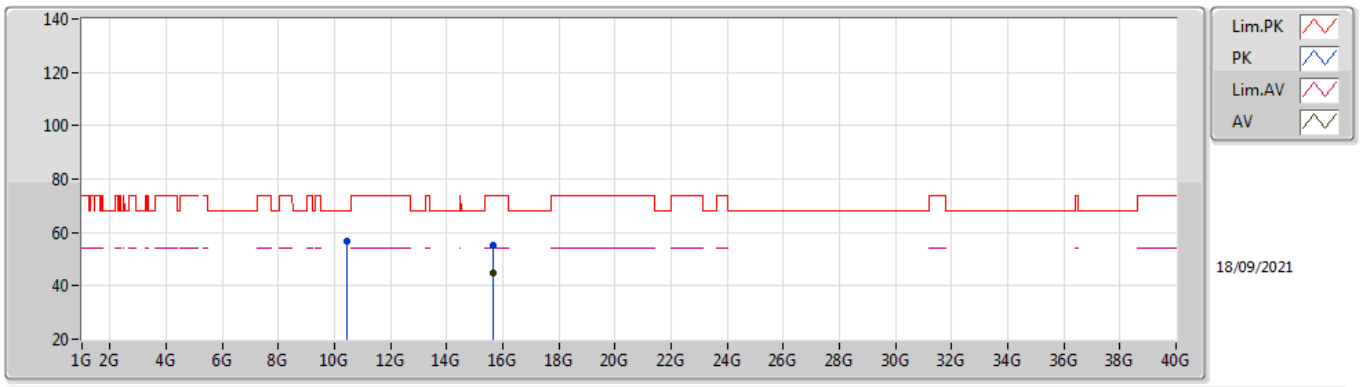

Type	Freq	Level	Limit	Margin	Factor	Dist	Condition	Azimuth	Height	Comment	Raw	AF	CL	PA
	(Hz)	(dBuV/m)	(dBuV/m)	(dB)	(dB)	(m)		(°)	(m)		(dBuV)	(dB)	(dB)	(dB)
AV	15.66408G	44.87	54.00	-9.13	14.64	3	Vertical	162	2.32	-	30.23	37.51	11.69	34.56
PK	10.43872G	56.83	68.20	-11.37	14.61	3	Vertical	45	2.93	-	42.22	39.64	9.54	34.57
PK	15.64472G	54.98	74.00	-19.02	14.71	3	Vertical	162	2.32	-	40.27	37.57	11.68	34.54

802.11ax HEW80_Nss1,(MCS0)_2TX

5210MHz_TX

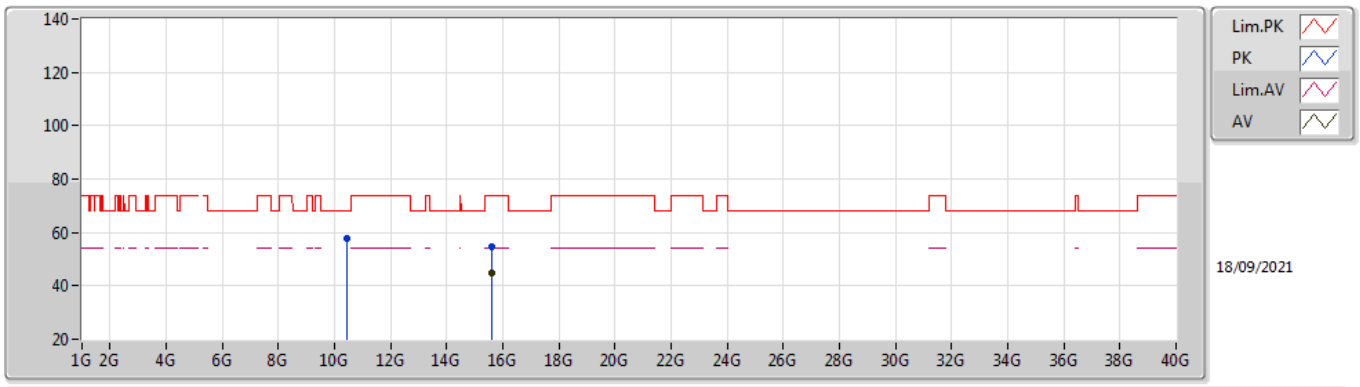

Type	Freq	Level	Limit	Margin	Factor	Dist	Condition	Azimuth	Height	Comment	Raw	AF	CL	PA
	(Hz)	(dBuV/m)	(dBuV/m)	(dB)	(dB)	(m)		(°)	(m)		(dBuV)	(dB)	(dB)	(dB)
AV	15.6028G	44.65	54.00	-9.35	14.83	3	Horizontal	314	2.33	-	29.82	37.69	11.66	34.52
PK	10.42192G	57.65	68.20	-10.55	14.55	3	Horizontal	74	2.26	-	43.10	39.62	9.53	34.60
PK	15.59608G	54.44	74.00	-19.56	14.87	3	Horizontal	314	2.33	-	39.57	37.72	11.66	34.51

Summary

Mode	Result	Type	Freq (Hz)	Level (dBuV/m)	Limit (dBuV/m)	Margin (dB)	Dist (m)	Condition	Azimuth (°)	Height (m)	Comments
5.15-5.25GHz	-	-	-	-	-	-	-	-	-	-	-
802.11ax HEW80-BF_Nss1,(MCS0)_4TX	Pass	PK	76.56M	35.85	40.00	-4.15	3	Vertical	0	1.00	-

Result

Mode	Result	Type	Freq (Hz)	Level (dBuV/m)	Limit (dBuV/m)	Margin (dB)	Dist (m)	Condition	Azimuth (°)	Height (m)	Comments
802.11ax HEW80-BF_Nss1,(MCS0)_4TX	-	-	-	-	-	-	-	-	-	-	-
5210MHz	Pass	QP	43.58M	35.61	40.00	-4.39	3	Vertical	348	1.00	-
5210MHz	Pass	PK	76.56M	35.85	40.00	-4.15	3	Vertical	0	1.00	-
5210MHz	Pass	PK	258.92M	28.47	46.00	-17.53	3	Vertical	0	1.00	-
5210MHz	Pass	PK	317.12M	38.70	46.00	-7.30	3	Vertical	0	1.00	-
5210MHz	Pass	PK	375.32M	33.01	46.00	-12.99	3	Vertical	0	1.00	-
5210MHz	Pass	PK	625.58M	31.11	46.00	-14.89	3	Vertical	0	1.00	-
5210MHz	Pass	PK	78.5M	27.20	40.00	-12.80	3	Horizontal	360	1.00	-
5210MHz	Pass	PK	258.92M	28.06	46.00	-17.94	3	Horizontal	360	1.00	-
5210MHz	Pass	PK	317.12M	38.19	46.00	-7.81	3	Horizontal	360	1.00	-
5210MHz	Pass	PK	375.32M	34.68	46.00	-11.32	3	Horizontal	360	1.00	-
5210MHz	Pass	PK	586.78M	30.44	46.00	-15.56	3	Horizontal	360	1.00	-
5210MHz	Pass	PK	625.58M	34.59	46.00	-11.41	3	Horizontal	360	1.00	-

802.11ax HEW80-BF_Nss1,(MCS0)_4TX

5210MHz_Adapter

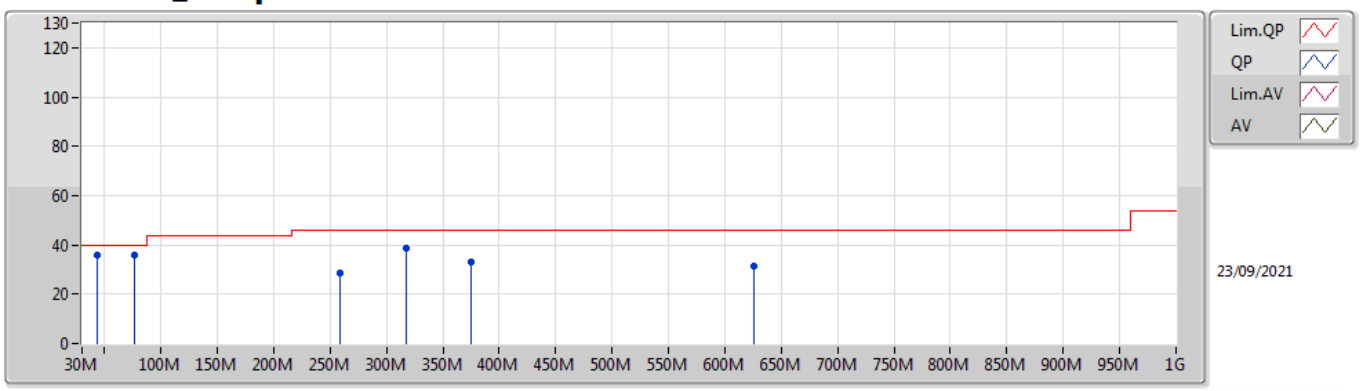

Type	Freq	Level	Limit	Margin	Factor	Dist	Condition	Azimuth	Height	Comment	Raw	AF	CL	PA
	(Hz)	(dBuV/m)	(dBuV/m)	(dB)	(dB)	(m)		(°)	(m)		(dBuV)	(dB)	(dB)	(dB)
QP	43.58M	35.61	40.00	-4.39	-10.53	3	Vertical	348	1.00	-	46.14	16.00	1.07	27.60
PK	76.56M	35.85	40.00	-4.15	-14.49	3	Vertical	0	1.00	-	50.34	11.62	1.45	27.56
PK	258.92M	28.47	46.00	-17.53	-5.19	3	Vertical	0	1.00	-	33.66	18.83	2.71	26.73
PK	317.12M	38.70	46.00	-7.30	-5.07	3	Vertical	0	1.00	-	43.77	18.74	3.04	26.85
PK	375.32M	33.01	46.00	-12.99	-3.64	3	Vertical	0	1.00	-	36.65	20.12	3.36	27.12
PK	625.58M	31.11	46.00	-14.89	0.41	3	Vertical	0	1.00	-	30.70	24.09	4.42	28.10

802.11ax HEW80-BF_Nss1,(MCS0)_4TX

5210MHz_Adapter

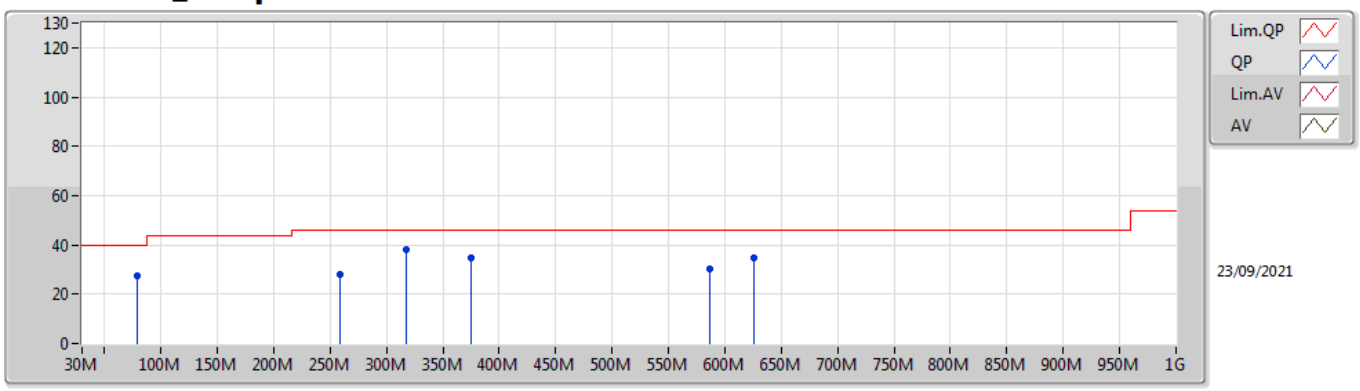

Type	Freq	Level	Limit	Margin	Factor	Dist	Condition	Azimuth	Height	Comment	Raw	AF	CL	PA
	(Hz)	(dBuV/m)	(dBuV/m)	(dB)	(dB)	(m)		(°)	(m)		(dBuV)	(dB)	(dB)	(dB)
PK	78.5M	27.20	40.00	-12.80	-14.33	3	Horizontal	360	1.00	-	41.53	11.76	1.47	27.56
PK	258.92M	28.06	46.00	-17.94	-5.19	3	Horizontal	360	1.00	-	33.25	18.83	2.71	26.73
PK	317.12M	38.19	46.00	-7.81	-5.07	3	Horizontal	360	1.00	-	43.26	18.74	3.04	26.85
PK	375.32M	34.68	46.00	-11.32	-3.64	3	Horizontal	360	1.00	-	38.32	20.12	3.36	27.12
PK	586.78M	30.44	46.00	-15.56	0.21	3	Horizontal	360	1.00	-	30.23	23.97	4.31	28.07
PK	625.58M	34.59	46.00	-11.41	0.41	3	Horizontal	360	1.00	-	34.18	24.09	4.42	28.10

Summary

Mode	Result	Type	Freq (Hz)	Level (dBuV/m)	Limit (dBuV/m)	Margin (dB)	Dist (m)	Condition	Azimuth (°)	Height (m)	Comments
5.15-5.25GHz	-	-	-	-	-	-	-	-	-	-	-
802.11ax HEW20-BF_Nss1,(MCS0)_2TX	Pass	PK	10.47848G	66.97	68.20	-1.23	3	Horizontal	30	1.24	-
802.11ax HEW40-BF_Nss1,(MCS0)_2TX	Pass	AV	5.15G	52.50	54.00	-1.50	3	Vertical	61	1.84	-
802.11ax HEW80-BF_Nss1,(MCS0)_2TX	Pass	AV	5.15G	51.63	54.00	-2.37	3	Vertical	45	1.50	-

Result

Mode	Result	Type	Freq (Hz)	Level (dBuV/m)	Limit (dBuV/m)	Margin (dB)	Dist (m)	Condition	Azimuth (°)	Height (m)	Comments
802.11ax HEW20-BF_Nss1,(MCS0)_2TX	-	-	-	-	-	-	-	-	-	-	-
5180MHz	Pass	AV	5.15G	51.37	54.00	-2.63	3	Vertical	95	1.66	-
5180MHz	Pass	AV	5.189G	104.26	Inf	-Inf	3	Vertical	95	1.66	-
5180MHz	Pass	PK	5.1422G	71.38	74.00	-2.62	3	Vertical	95	1.66	-
5180MHz	Pass	PK	5.189G	116.50	Inf	-Inf	3	Vertical	95	1.66	-
5180MHz	Pass	AV	5.1498G	42.70	54.00	-11.30	3	Horizontal	217	1.52	-
5180MHz	Pass	AV	5.1886G	92.37	Inf	-Inf	3	Horizontal	217	1.52	-
5180MHz	Pass	PK	5.1482G	57.00	74.00	-17.00	3	Horizontal	217	1.52	-
5180MHz	Pass	PK	5.1886G	104.56	Inf	-Inf	3	Horizontal	217	1.52	-
5180MHz	Pass	PK	10.36432G	64.72	68.20	-3.48	3	Vertical	55	1.41	-
5180MHz	Pass	PK	10.35648G	66.42	68.20	-1.78	3	Horizontal	47	1.52	-
5200MHz	Pass	AV	5.15G	45.55	54.00	-8.45	3	Vertical	64	1.80	-
5200MHz	Pass	AV	5.2012G	106.46	Inf	-Inf	3	Vertical	64	1.80	-
5200MHz	Pass	PK	5.1496G	62.74	74.00	-11.26	3	Vertical	64	1.80	-
5200MHz	Pass	PK	5.2024G	118.72	Inf	-Inf	3	Vertical	64	1.80	-
5200MHz	Pass	AV	5.15G	41.53	54.00	-12.47	3	Horizontal	213	1.50	-
5200MHz	Pass	AV	5.1988G	94.98	Inf	-Inf	3	Horizontal	213	1.50	-
5200MHz	Pass	PK	5.122G	54.16	74.00	-19.84	3	Horizontal	213	1.50	-
5200MHz	Pass	PK	5.1948G	105.33	Inf	-Inf	3	Horizontal	213	1.50	-
5200MHz	Pass	PK	10.40272G	66.29	68.20	-1.91	3	Vertical	110	1.35	-
5200MHz	Pass	PK	10.39976G	64.20	68.20	-4.00	3	Horizontal	115	1.11	-
5240MHz	Pass	AV	5.15G	44.34	54.00	-9.66	3	Vertical	76	1.75	-
5240MHz	Pass	AV	5.237G	105.53	Inf	-Inf	3	Vertical	76	1.75	-
5240MHz	Pass	AV	5.351G	41.97	54.00	-12.03	3	Vertical	76	1.75	-
5240MHz	Pass	PK	5.15G	55.93	74.00	-18.07	3	Vertical	76	1.75	-
5240MHz	Pass	PK	5.2364G	117.12	Inf	-Inf	3	Vertical	76	1.75	-
5240MHz	Pass	PK	5.3516G	53.19	74.00	-20.81	3	Vertical	76	1.75	-
5240MHz	Pass	AV	5.1452G	41.32	54.00	-12.68	3	Horizontal	198	1.45	-
5240MHz	Pass	AV	5.2412G	94.76	Inf	-Inf	3	Horizontal	198	1.45	-
5240MHz	Pass	AV	5.3894G	40.67	54.00	-13.33	3	Horizontal	198	1.45	-
5240MHz	Pass	PK	5.1302G	53.72	74.00	-20.28	3	Horizontal	198	1.45	-
5240MHz	Pass	PK	5.2382G	106.76	Inf	-Inf	3	Horizontal	198	1.45	-
5240MHz	Pass	PK	5.3666G	52.98	74.00	-21.02	3	Horizontal	198	1.45	-
5240MHz	Pass	PK	10.48768G	66.06	68.20	-2.14	3	Vertical	112	1.35	-
5240MHz	Pass	PK	10.47848G	66.97	68.20	-1.23	3	Horizontal	30	1.24	-
802.11ax HEW40-BF_Nss1,(MCS0)_2TX	-	-	-	-	-	-	-	-	-	-	-
5190MHz	Pass	AV	5.15G	52.04	54.00	-1.96	3	Vertical	92	1.50	-
5190MHz	Pass	AV	5.1916G	99.86	Inf	-Inf	3	Vertical	92	1.50	-
5190MHz	Pass	PK	5.1468G	67.00	74.00	-7.00	3	Vertical	92	1.50	-
5190MHz	Pass	PK	5.1936G	111.26	Inf	-Inf	3	Vertical	92	1.50	-
5190MHz	Pass	AV	5.1496G	42.86	54.00	-11.14	3	Horizontal	215	1.60	-
5190MHz	Pass	AV	5.1916G	88.17	Inf	-Inf	3	Horizontal	215	1.60	-
5190MHz	Pass	PK	5.1476G	55.40	74.00	-18.60	3	Horizontal	215	1.60	-
5190MHz	Pass	PK	5.1908G	99.93	Inf	-Inf	3	Horizontal	215	1.60	-
5190MHz	Pass	PK	10.38972G	60.67	68.20	-7.53	3	Vertical	110	1.42	-
5190MHz	Pass	PK	10.37736G	59.94	68.20	-8.26	3	Horizontal	50	1.66	-
5230MHz	Pass	AV	5.15G	52.50	54.00	-1.50	3	Vertical	61	1.84	-
5230MHz	Pass	AV	5.248G	104.19	Inf	-Inf	3	Vertical	61	1.84	-
5230MHz	Pass	PK	5.1492G	69.16	74.00	-4.84	3	Vertical	61	1.84	-
5230MHz	Pass	PK	5.2464G	115.40	Inf	-Inf	3	Vertical	61	1.84	-
5230MHz	Pass	AV	5.15G	43.38	54.00	-10.62	3	Horizontal	212	1.50	-
5230MHz	Pass	AV	5.2316G	94.66	Inf	-Inf	3	Horizontal	212	1.50	-
5230MHz	Pass	PK	5.15G	57.93	74.00	-16.07	3	Horizontal	212	1.50	-
5230MHz	Pass	PK	5.2284G	106.55	Inf	-Inf	3	Horizontal	212	1.50	-
5230MHz	Pass	PK	10.46696G	65.80	68.20	-2.40	3	Vertical	111	1.36	-
5230MHz	Pass	PK	10.46012G	64.37	68.20	-3.83	3	Horizontal	115	1.00	-
802.11ax HEW80-BF_Nss1,(MCS0)_2TX	-	-	-	-	-	-	-	-	-	-	-
5210MHz	Pass	AV	5.15G	51.63	54.00	-2.37	3	Vertical	45	1.50	-
5210MHz	Pass	AV	5.208G	97.61	Inf	-Inf	3	Vertical	45	1.50	-
5210MHz	Pass	AV	5.352G	42.30	54.00	-11.70	3	Vertical	45	1.50	-
5210MHz	Pass	PK	5.15G	61.48	74.00	-12.52	3	Vertical	45	1.50	-

Mode	Result	Type	Freq (Hz)	Level (dBuV/m)	Limit (dBuV/m)	Margin (dB)	Dist (m)	Condition	Azimuth (°)	Height (m)	Comments
5210MHz	Pass	PK	5.206G	108.85	Inf	-Inf	3	Vertical	45	1.50	-
5210MHz	Pass	PK	5.353G	53.88	74.00	-20.12	3	Vertical	45	1.50	-
5210MHz	Pass	AV	5G	47.58	54.00	-6.42	3	Horizontal	211	1.62	-
5210MHz	Pass	AV	5.211G	86.82	Inf	-Inf	3	Horizontal	211	1.62	-
5210MHz	Pass	AV	5.444G	42.25	54.00	-11.75	3	Horizontal	211	1.62	-
5210MHz	Pass	PK	5.146G	54.44	74.00	-19.56	3	Horizontal	211	1.62	-
5210MHz	Pass	PK	5.209G	98.67	Inf	-Inf	3	Horizontal	211	1.62	-
5210MHz	Pass	PK	5.439G	52.41	74.00	-21.59	3	Horizontal	211	1.62	-
5210MHz	Pass	PK	10.42528G	58.29	68.20	-9.91	3	Vertical	111	1.36	-
5210MHz	Pass	PK	10.3968G	57.29	68.20	-10.91	3	Horizontal	117	1.50	-

802.11ax HEW20-BF_Nss1,(MCS0)_2TX

5180MHz_TX

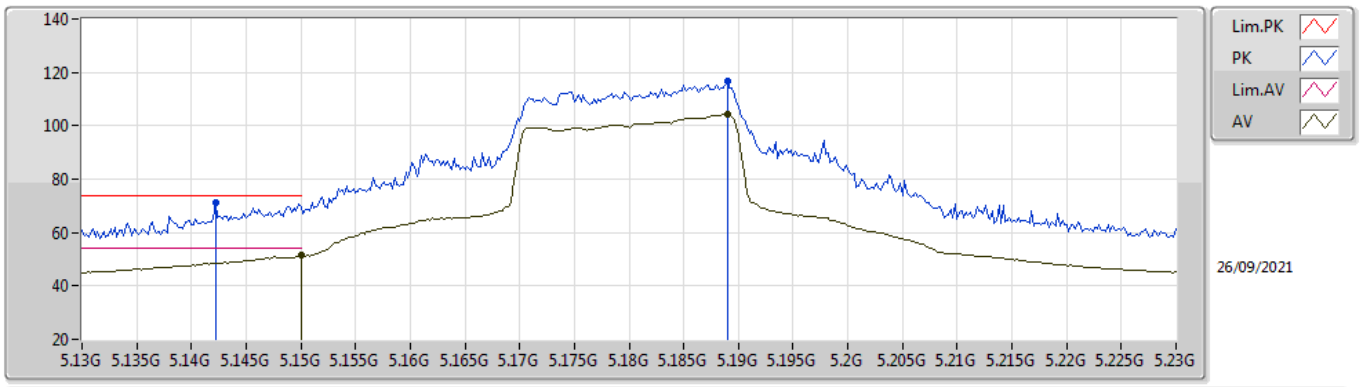

Type	Freq	Level	Limit	Margin	Factor	Dist	Condition	Azimuth	Height	Comment	Raw	AF	CL	PA
	(Hz)	(dBuV/m)	(dBuV/m)	(dB)	(dB)	(m)		(°)	(m)		(dBuV)	(dB)	(dB)	(dB)
AV	5.15G	51.37	54.00	-2.63	4.05	3	Vertical	95	1.66	-	47.32	32.00	6.49	34.44
AV	5.189G	104.26	Inf	-Inf	4.00	3	Vertical	95	1.66	-	100.26	31.92	6.52	34.44
PK	5.1422G	71.38	74.00	-2.62	4.05	3	Vertical	95	1.66	-	67.33	32.00	6.49	34.44
PK	5.189G	116.50	Inf	-Inf	4.00	3	Vertical	95	1.66	-	112.50	31.92	6.52	34.44

802.11ax HEW20-BF_Nss1,(MCS0)_2TX

5180MHz_TX

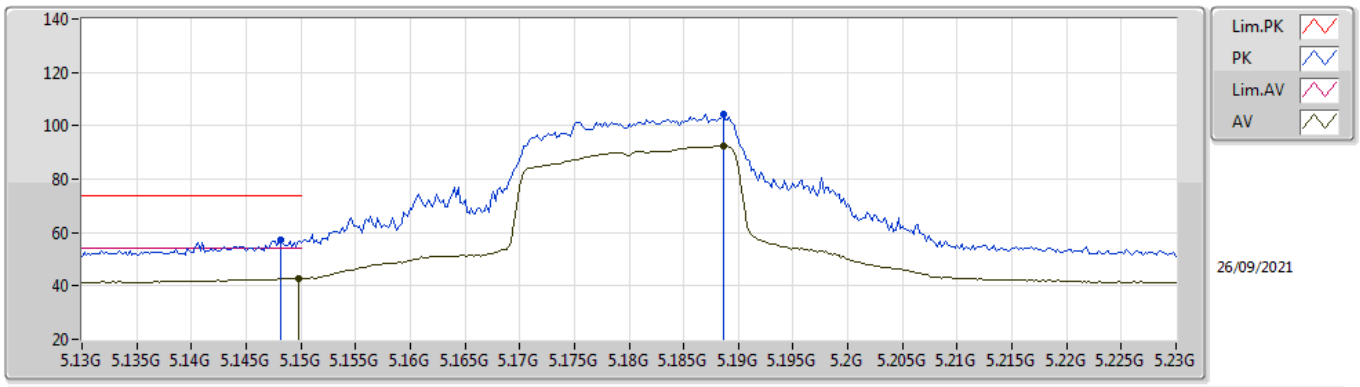

Type	Freq	Level	Limit	Margin	Factor	Dist	Condition	Azimuth	Height	Comment	Raw	AF	CL	PA
	(Hz)	(dBuV/m)	(dBuV/m)	(dB)	(dB)	(m)		(°)	(m)		(dBuV)	(dB)	(dB)	(dB)
AV	5.1498G	42.70	54.00	-11.30	4.05	3	Horizontal	217	1.52	-	38.65	32.00	6.49	34.44
AV	5.1886G	92.37	Inf	-Inf	4.00	3	Horizontal	217	1.52	-	88.37	31.92	6.52	34.44
PK	5.1482G	57.00	74.00	-17.00	4.05	3	Horizontal	217	1.52	-	52.95	32.00	6.49	34.44
PK	5.1886G	104.56	Inf	-Inf	4.00	3	Horizontal	217	1.52	-	100.56	31.92	6.52	34.44

802.11ax HEW20-BF_Nss1,(MCS0)_2TX

5180MHz_TX

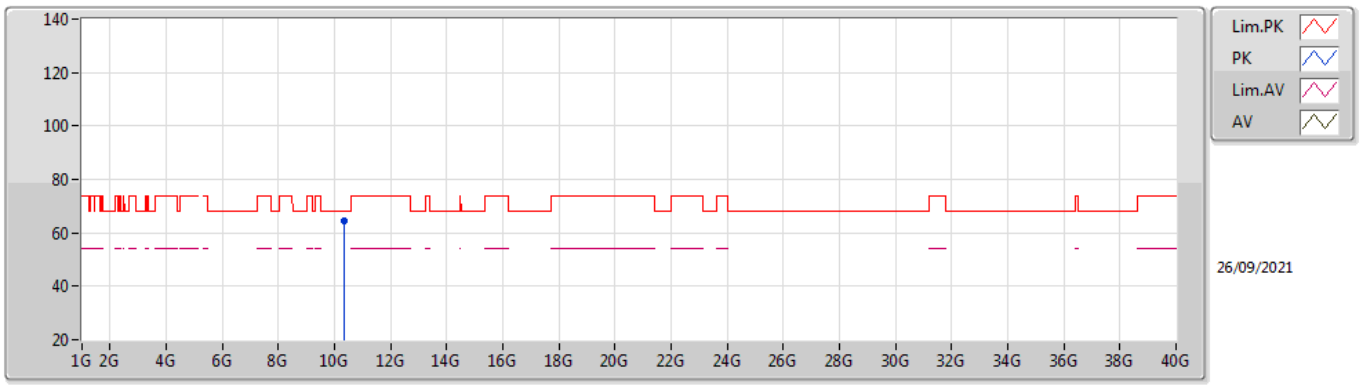

Type	Freq	Level	Limit	Margin	Factor	Dist	Condition	Azimuth	Height	Comment	Raw	AF	CL	PA
	(Hz)	(dBuV/m)	(dBuV/m)	(dB)	(dB)	(m)		(°)	(m)		(dBuV)	(dB)	(dB)	(dB)
PK	10.36432G	64.72	68.20	-3.48	14.28	3	Vertical	55	1.41	-	50.44	39.46	9.51	34.69

802.11ax HEW20-BF_Nss1,(MCS0)_2TX

5180MHz_TX

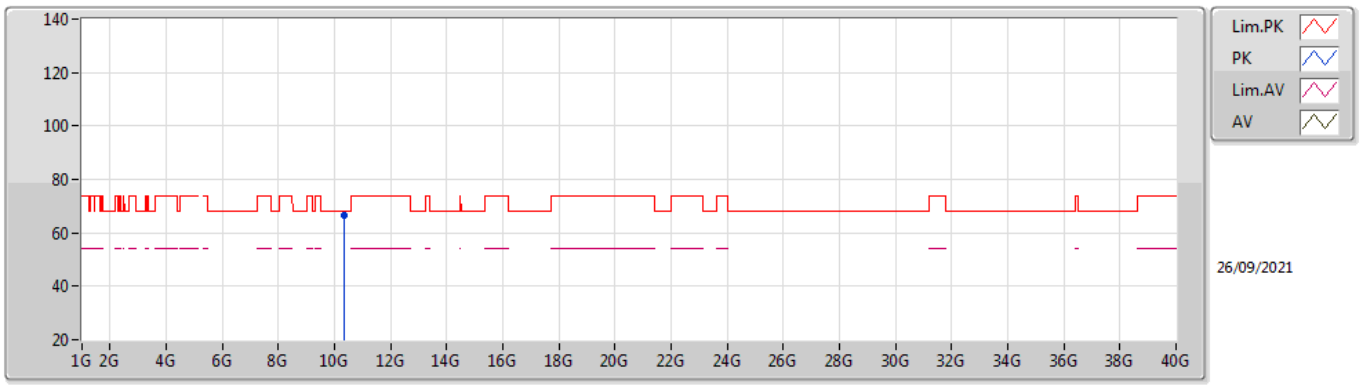

Type	Freq	Level	Limit	Margin	Factor	Dist	Condition	Azimuth	Height	Comment	Raw	AF	CL	PA
	(Hz)	(dBuV/m)	(dBuV/m)	(dB)	(dB)	(m)		(°)	(m)		(dBuV)	(dB)	(dB)	(dB)
PK	10.35648G	66.42	68.20	-1.78	14.24	3	Horizontal	47	1.52	-	52.18	39.43	9.51	34.70

802.11ax HEW20-BF_Nss1,(MCS0)_2TX

5200MHz_TX

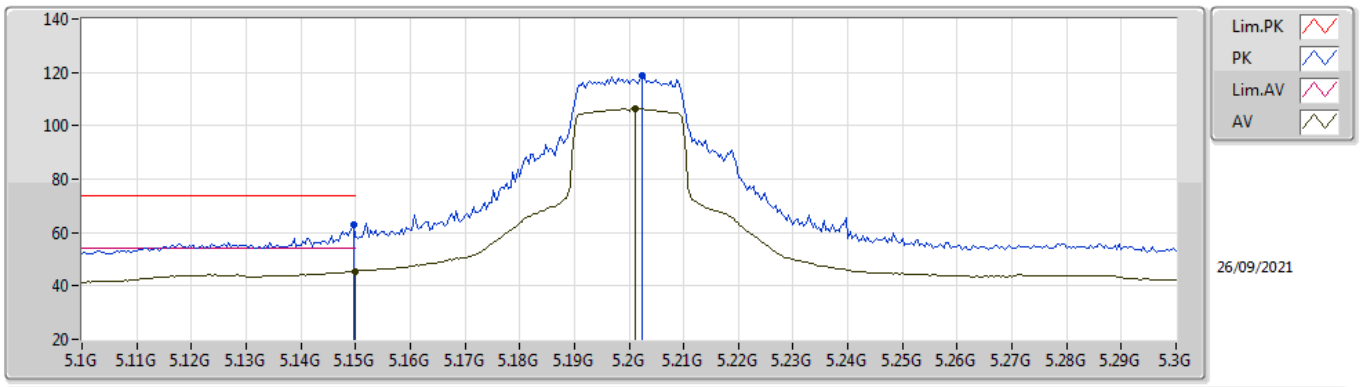

Type	Freq	Level	Limit	Margin	Factor	Dist	Condition	Azimuth	Height	Comment	Raw	AF	CL	PA
	(Hz)	(dBuV/m)	(dBuV/m)	(dB)	(dB)	(m)		(°)	(m)		(dBuV)	(dB)	(dB)	(dB)
AV	5.15G	45.55	54.00	-8.45	4.05	3	Vertical	64	1.80	-	41.50	32.00	6.49	34.44
AV	5.2012G	106.46	Inf	-Inf	3.98	3	Vertical	64	1.80	-	102.48	31.89	6.53	34.44
PK	5.1496G	62.74	74.00	-11.26	4.05	3	Vertical	64	1.80	-	58.69	32.00	6.49	34.44
PK	5.2024G	118.72	Inf	-Inf	3.97	3	Vertical	64	1.80	-	114.75	31.88	6.53	34.44

802.11ax HEW20-BF_Nss1,(MCS0)_2TX

5200MHz_TX

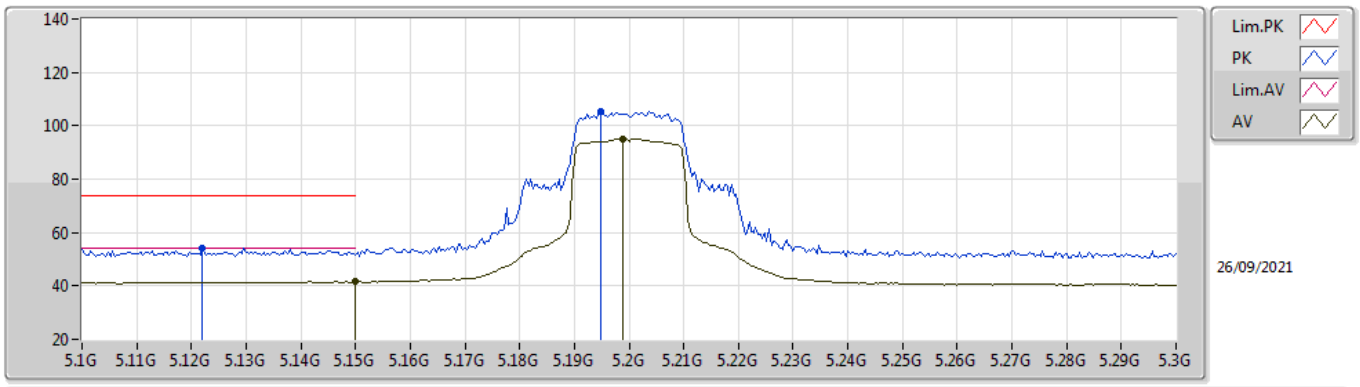

Type	Freq	Level	Limit	Margin	Factor	Dist	Condition	Azimuth	Height	Comment	Raw	AF	CL	PA
	(Hz)	(dBuV/m)	(dBuV/m)	(dB)	(dB)	(m)		(°)	(m)		(dBuV)	(dB)	(dB)	(dB)
AV	5.15G	41.53	54.00	-12.47	4.05	3	Horizontal	213	1.50	-	37.48	32.00	6.49	34.44
AV	5.1988G	94.98	Inf	-Inf	3.99	3	Horizontal	213	1.50	-	90.99	31.90	6.53	34.44
PK	5.122G	54.16	74.00	-19.84	4.03	3	Horizontal	213	1.50	-	50.13	32.00	6.47	34.44
PK	5.1948G	105.33	Inf	-Inf	4.00	3	Horizontal	213	1.50	-	101.33	31.91	6.53	34.44

802.11ax HEW20-BF_Nss1,(MCS0)_2TX

5200MHz_TX

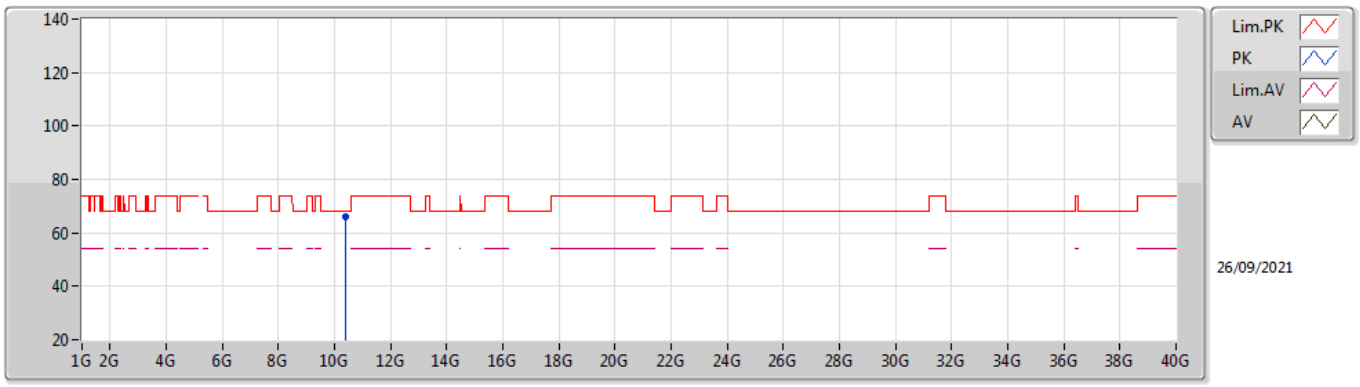

Type	Freq	Level	Limit	Margin	Factor	Dist	Condition	Azimuth	Height	Comment	Raw	AF	CL	PA
	(Hz)	(dBuV/m)	(dBuV/m)	(dB)	(dB)	(m)		(°)	(m)		(dBuV)	(dB)	(dB)	(dB)
PK	10.40272G	66.29	68.20	-1.91	14.49	3	Vertical	110	1.35	-	51.80	39.60	9.52	34.63

802.11ax HEW20-BF_Nss1,(MCS0)_2TX

5200MHz_TX

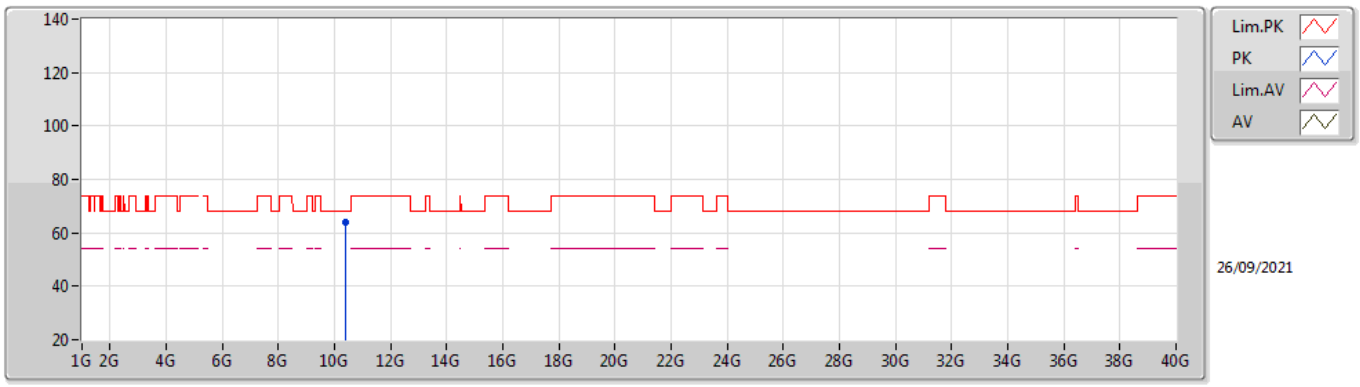

Type	Freq	Level	Limit	Margin	Factor	Dist	Condition	Azimuth	Height	Comment	Raw	AF	CL	PA
	(Hz)	(dBuV/m)	(dBuV/m)	(dB)	(dB)	(m)		(°)	(m)		(dBuV)	(dB)	(dB)	(dB)
PK	10.39976G	64.20	68.20	-4.00	14.49	3	Horizontal	115	1.11	-	49.71	39.60	9.52	34.63

802.11ax HEW20-BF_Nss1,(MCS0)_2TX

5240MHz_TX

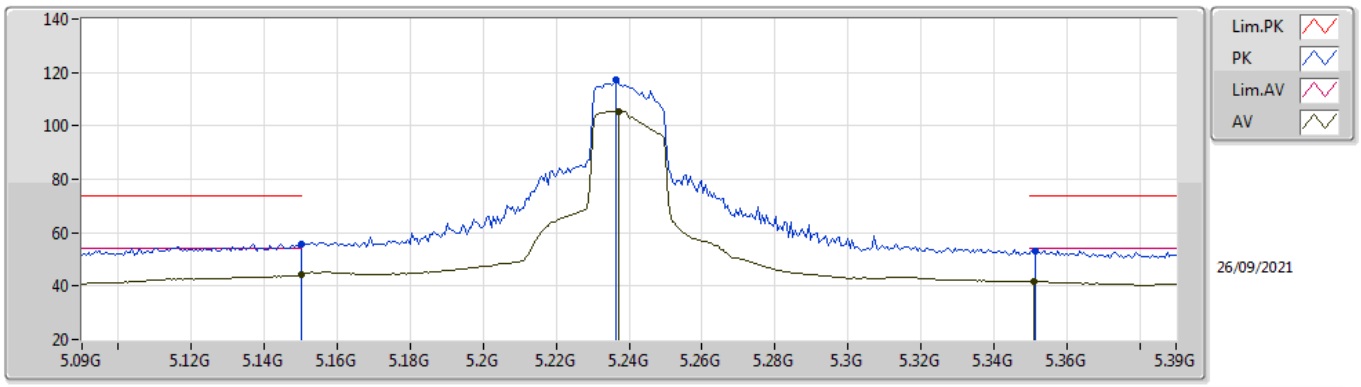

Type	Freq	Level	Limit	Margin	Factor	Dist	Condition	Azimuth	Height	Comment	Raw	AF	CL	PA
	(Hz)	(dBuV/m)	(dBuV/m)	(dB)	(dB)	(m)		(°)	(m)		(dBuV)	(dB)	(dB)	(dB)
AV	5.15G	44.34	54.00	-9.66	4.05	3	Vertical	76	1.75	-	40.29	32.00	6.49	34.44
AV	5.237G	105.53	Inf	-Inf	3.73	3	Vertical	76	1.75	-	101.80	31.60	6.57	34.44
AV	5.351G	41.97	54.00	-12.03	3.36	3	Vertical	76	1.75	-	38.61	31.11	6.70	34.45
PK	5.15G	55.93	74.00	-18.07	4.05	3	Vertical	76	1.75	-	51.88	32.00	6.49	34.44
PK	5.2364G	117.12	Inf	-Inf	3.74	3	Vertical	76	1.75	-	113.38	31.61	6.57	34.44
PK	5.3516G	53.19	74.00	-20.81	3.36	3	Vertical	76	1.75	-	49.83	31.11	6.70	34.45

802.11ax HEW20-BF_Nss1,(MCS0)_2TX

5240MHz_TX

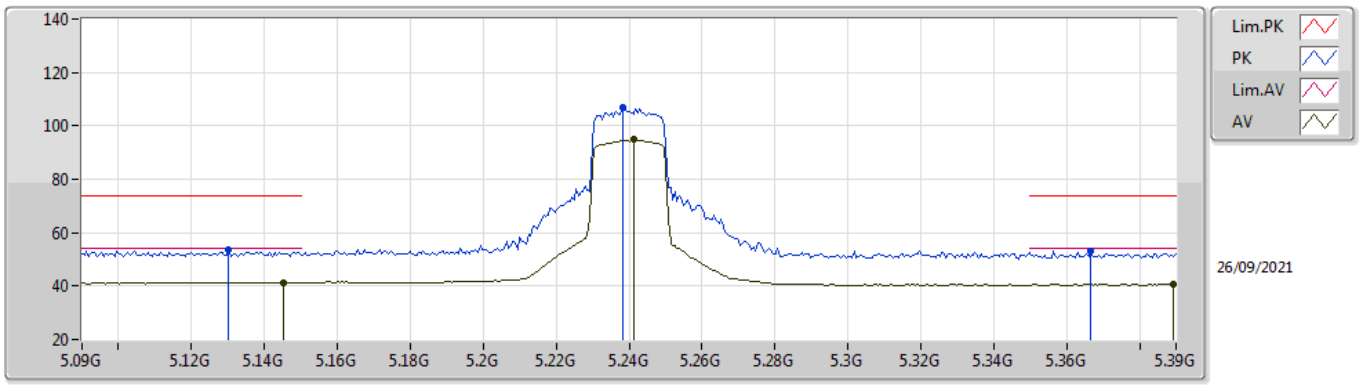

Type	Freq	Level	Limit	Margin	Factor	Dist	Condition	Azimuth	Height	Comment	Raw	AF	CL	PA
	(Hz)	(dBuV/m)	(dBuV/m)	(dB)	(dB)	(m)		(°)	(m)		(dBuV)	(dB)	(dB)	(dB)
AV	5.1452G	41.32	54.00	-12.68	4.05	3	Horizontal	198	1.45	-	37.27	32.00	6.49	34.44
AV	5.2412G	94.76	Inf	-Inf	3.71	3	Horizontal	198	1.45	-	91.05	31.57	6.58	34.44
AV	5.3894G	40.67	54.00	-13.33	3.72	3	Horizontal	198	1.45	-	36.95	31.42	6.75	34.45
PK	5.1302G	53.72	74.00	-20.28	4.04	3	Horizontal	198	1.45	-	49.68	32.00	6.48	34.44
PK	5.2382G	106.76	Inf	-Inf	3.72	3	Horizontal	198	1.45	-	103.04	31.59	6.57	34.44
PK	5.3666G	52.98	74.00	-21.02	3.50	3	Horizontal	198	1.45	-	49.48	31.23	6.72	34.45

802.11ax HEW20-BF_Nss1,(MCS0)_2TX

5240MHz_TX

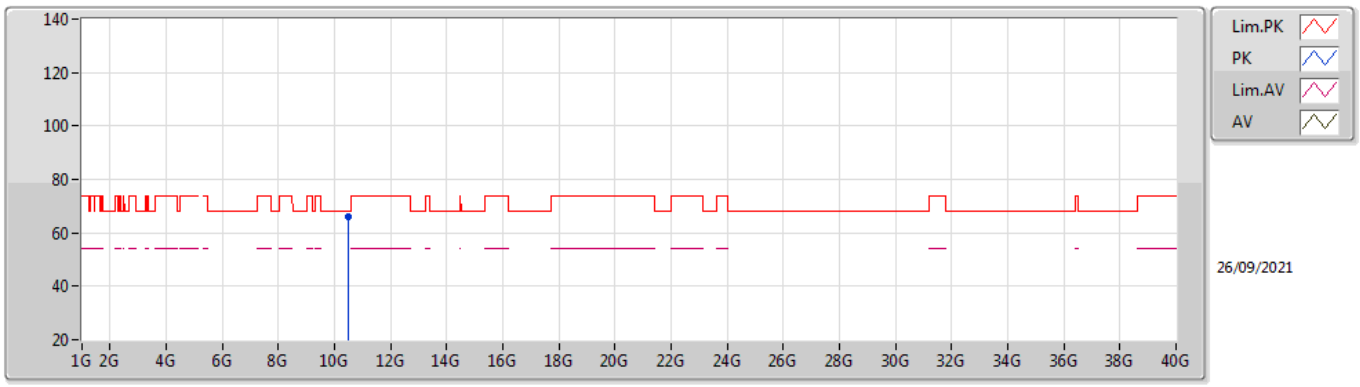

Type	Freq	Level	Limit	Margin	Factor	Dist	Condition	Azimuth	Height	Comment	Raw	AF	CL	PA
	(Hz)	(dBuV/m)	(dBuV/m)	(dB)	(dB)	(m)		(°)	(m)		(dBuV)	(dB)	(dB)	(dB)
PK	10.48768G	66.06	68.20	-2.14	14.74	3	Vertical	112	1.35	-	51.32	39.69	9.55	34.50

802.11ax HEW20-BF_Nss1,(MCS0)_2TX

5240MHz_TX

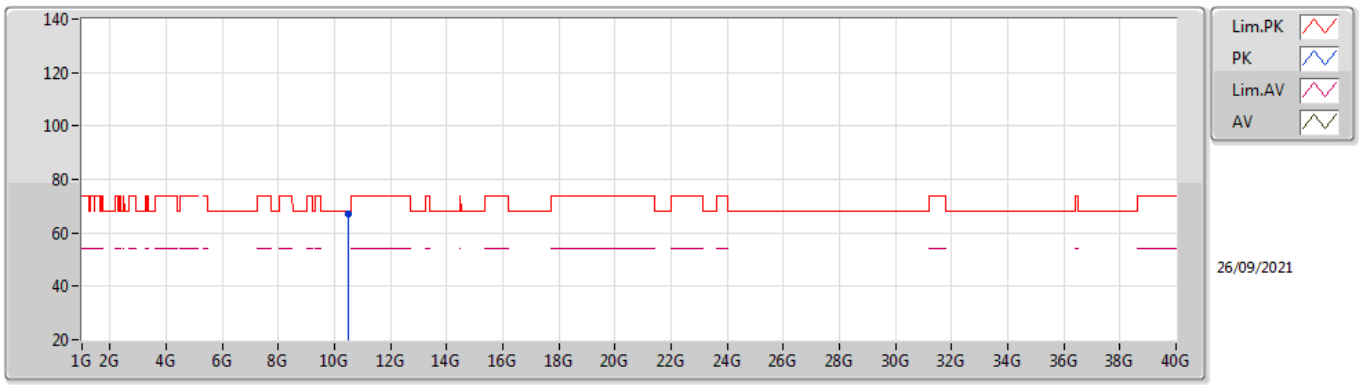

Type	Freq	Level	Limit	Margin	Factor	Dist	Condition	Azimuth	Height	Comment	Raw	AF	CL	PA
	(Hz)	(dBuV/m)	(dBuV/m)	(dB)	(dB)	(m)		(°)	(m)		(dBuV)	(dB)	(dB)	(dB)
PK	10.47848G	66.97	68.20	-1.23	14.72	3	Horizontal	30	1.24	-	52.25	39.68	9.55	34.51

802.11ax HEW40-BF_Nss1,(MCS0)_2TX

5190MHz_TX

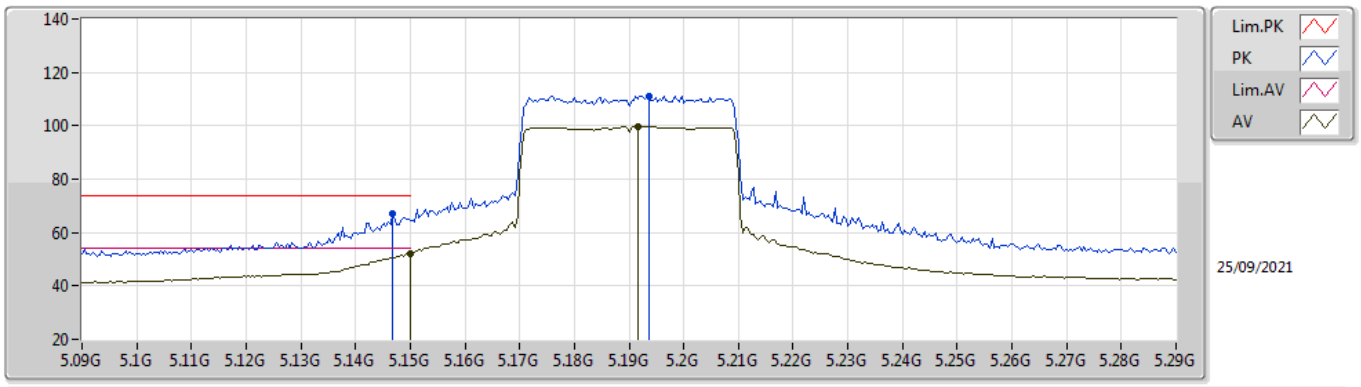

Type	Freq	Level	Limit	Margin	Factor	Dist	Condition	Azimuth	Height	Comment	Raw	AF	CL	PA
	(Hz)	(dBuV/m)	(dBuV/m)	(dB)	(dB)	(m)		(°)	(m)		(dBuV)	(dB)	(dB)	(dB)
AV	5.15G	52.04	54.00	-1.96	4.05	3	Vertical	92	1.50	-	47.99	32.00	6.49	34.44
AV	5.1916G	99.86	Inf	-Inf	4.00	3	Vertical	92	1.50	-	95.86	31.92	6.52	34.44
PK	5.1468G	67.00	74.00	-7.00	4.05	3	Vertical	92	1.50	-	62.95	32.00	6.49	34.44
PK	5.1936G	111.26	Inf	-Inf	4.00	3	Vertical	92	1.50	-	107.26	31.91	6.53	34.44

802.11ax HEW40-BF_Nss1,(MCS0)_2TX

5190MHz_TX

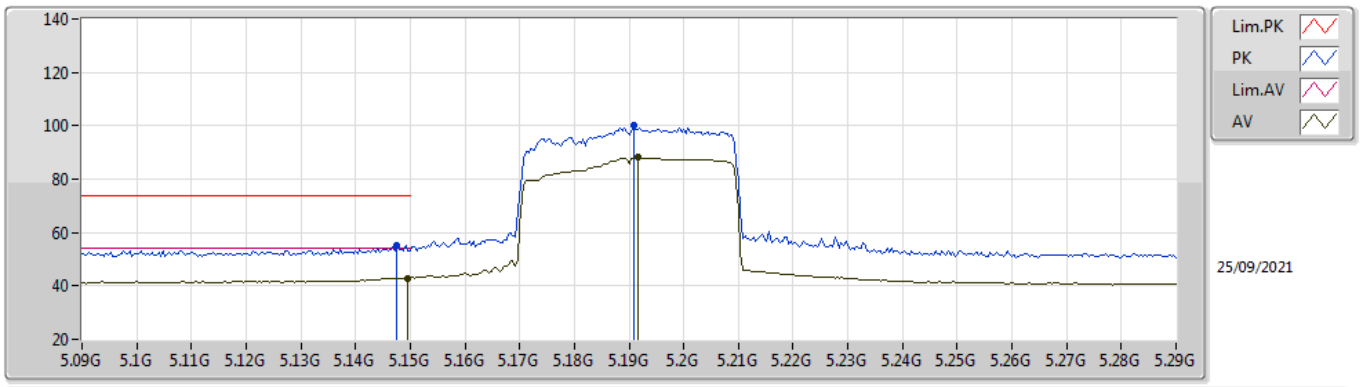

Type	Freq	Level	Limit	Margin	Factor	Dist	Condition	Azimuth	Height	Comment	Raw	AF	CL	PA
	(Hz)	(dBuV/m)	(dBuV/m)	(dB)	(dB)	(m)		(°)	(m)		(dBuV)	(dB)	(dB)	(dB)
AV	5.1496G	42.86	54.00	-11.14	4.05	3	Horizontal	215	1.60	-	38.81	32.00	6.49	34.44
AV	5.1916G	88.17	Inf	-Inf	4.00	3	Horizontal	215	1.60	-	84.17	31.92	6.52	34.44
PK	5.1476G	55.40	74.00	-18.60	4.05	3	Horizontal	215	1.60	-	51.35	32.00	6.49	34.44
PK	5.1908G	99.93	Inf	-Inf	4.00	3	Horizontal	215	1.60	-	95.93	31.92	6.52	34.44

802.11ax HEW40-BF_Nss1,(MCS0)_2TX

5190MHz_TX

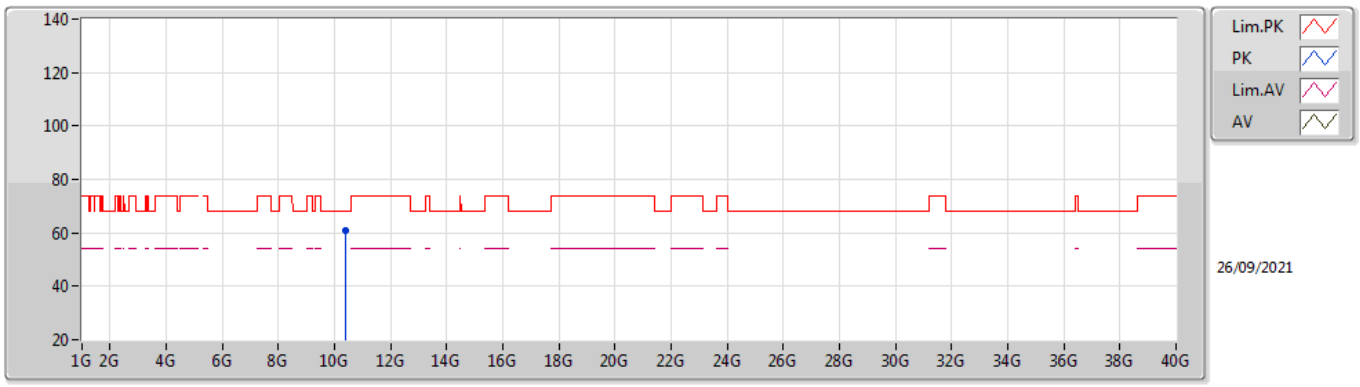

Type	Freq	Level	Limit	Margin	Factor	Dist	Condition	Azimuth	Height	Comment	Raw	AF	CL	PA
	(Hz)	(dBuV/m)	(dBuV/m)	(dB)	(dB)	(m)		(°)	(m)		(dBuV)	(dB)	(dB)	(dB)
PK	10.38972G	60.67	68.20	-7.53	14.43	3	Vertical	110	1.42	-	46.24	39.56	9.52	34.65

802.11ax HEW40-BF_Nss1,(MCS0)_2TX

5190MHz_TX

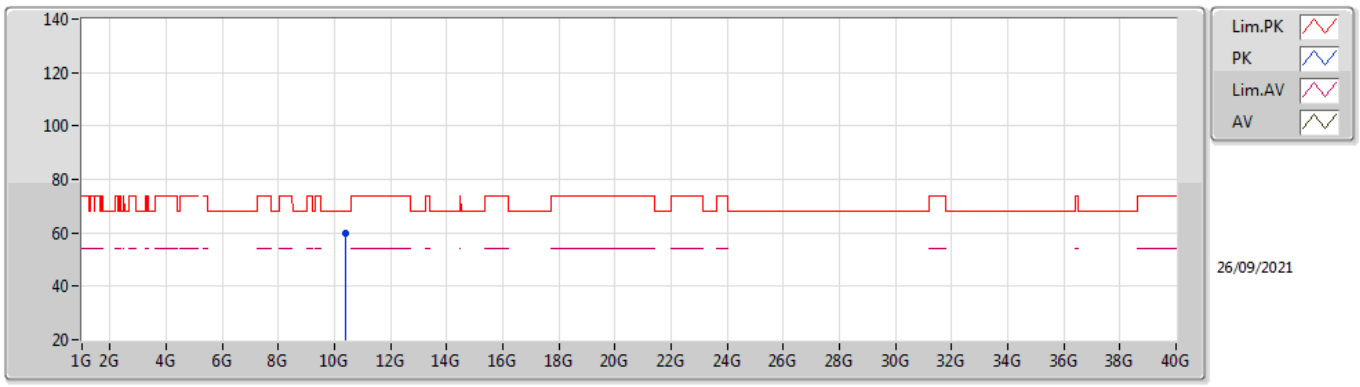

Type	Freq	Level	Limit	Margin	Factor	Dist	Condition	Azimuth	Height	Comment	Raw	AF	CL	PA
	(Hz)	(dBuV/m)	(dBuV/m)	(dB)	(dB)	(m)		(°)	(m)		(dBuV)	(dB)	(dB)	(dB)
PK	10.37736G	59.94	68.20	-8.26	14.35	3	Horizontal	50	1.66	-	45.59	39.51	9.51	34.67

802.11ax HEW40-BF_Nss1,(MCS0)_2TX

5230MHz_TX

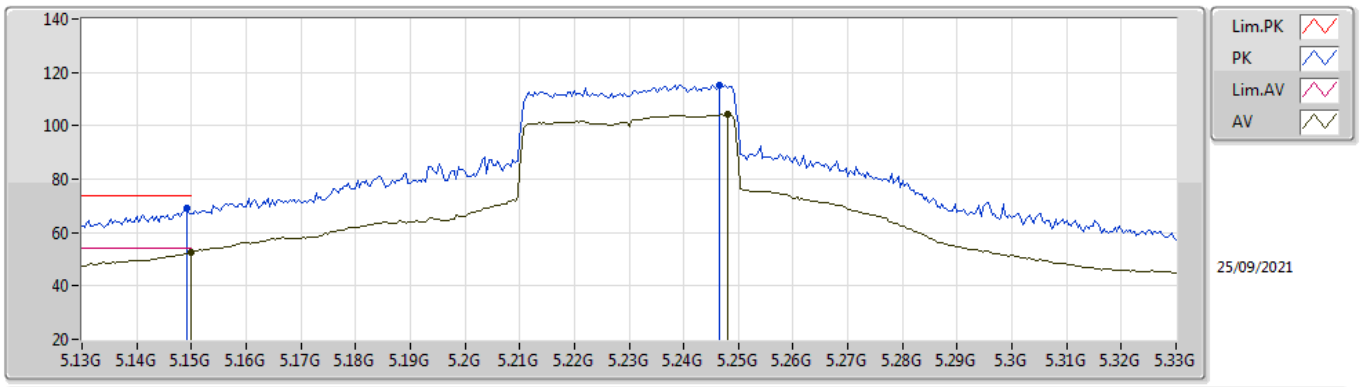

Type	Freq	Level	Limit	Margin	Factor	Dist	Condition	Azimuth	Height	Comment	Raw	AF	CL	PA
	(Hz)	(dBuV/m)	(dBuV/m)	(dB)	(dB)	(m)		(°)	(m)		(dBuV)	(dB)	(dB)	(dB)
AV	5.15G	52.50	54.00	-1.50	4.05	3	Vertical	61	1.84	-	48.45	32.00	6.49	34.44
AV	5.248G	104.19	Inf	-Inf	3.67	3	Vertical	61	1.84	-	100.52	31.52	6.59	34.44
PK	5.1492G	69.16	74.00	-4.84	4.05	3	Vertical	61	1.84	-	65.11	32.00	6.49	34.44
PK	5.2464G	115.40	Inf	-Inf	3.67	3	Vertical	61	1.84	-	111.73	31.53	6.58	34.44

802.11ax HEW40-BF_Nss1,(MCS0)_2TX

5230MHz_TX

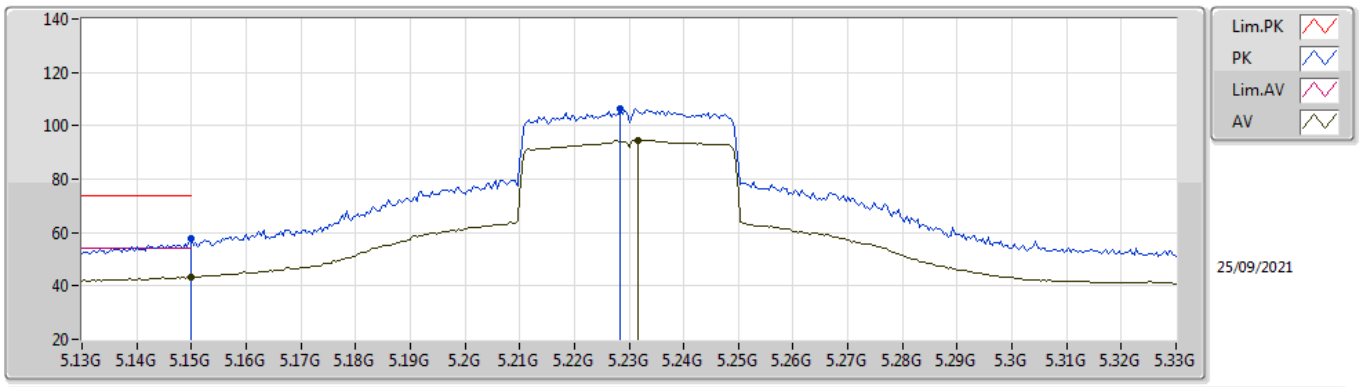

Type	Freq	Level	Limit	Margin	Factor	Dist	Condition	Azimuth	Height	Comment	Raw	AF	CL	PA
	(Hz)	(dBuV/m)	(dBuV/m)	(dB)	(dB)	(m)		(°)	(m)		(dBuV)	(dB)	(dB)	(dB)
AV	5.15G	43.38	54.00	-10.62	4.05	3	Horizontal	212	1.50	-	39.33	32.00	6.49	34.44
AV	5.2316G	94.66	Inf	-Inf	3.78	3	Horizontal	212	1.50	-	90.88	31.65	6.57	34.44
PK	5.15G	57.93	74.00	-16.07	4.05	3	Horizontal	212	1.50	-	53.88	32.00	6.49	34.44
PK	5.2284G	106.55	Inf	-Inf	3.79	3	Horizontal	212	1.50	-	102.76	31.67	6.56	34.44

802.11ax HEW40-BF_Nss1,(MCS0)_2TX

5230MHz_TX

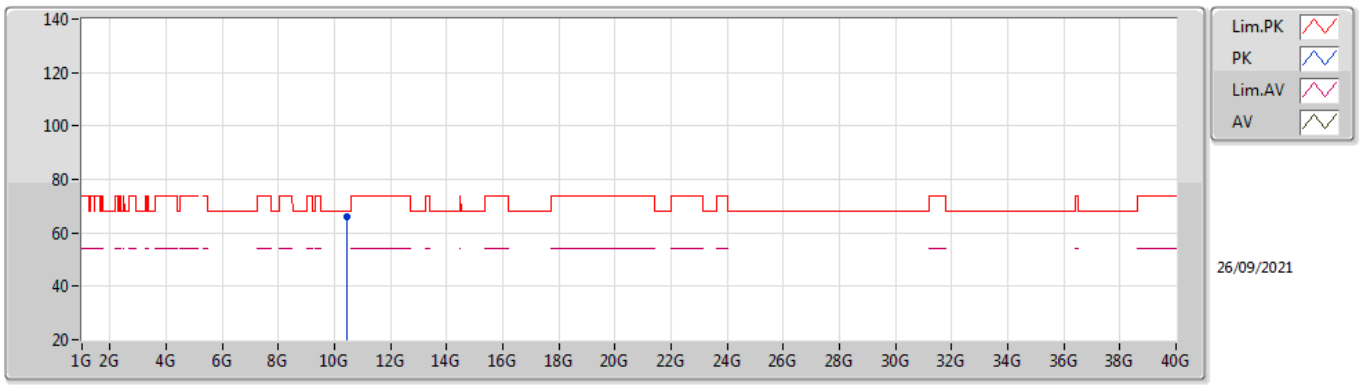

Type	Freq	Level	Limit	Margin	Factor	Dist	Condition	Azimuth	Height	Comment	Raw	AF	CL	PA
	(Hz)	(dBuV/m)	(dBuV/m)	(dB)	(dB)	(m)		(°)	(m)		(dBuV)	(dB)	(dB)	(dB)
PK	10.46696G	65.80	68.20	-2.40	14.69	3	Vertical	111	1.36	-	51.11	39.67	9.55	34.53

802.11ax HEW40-BF_Nss1,(MCS0)_2TX

5230MHz_TX

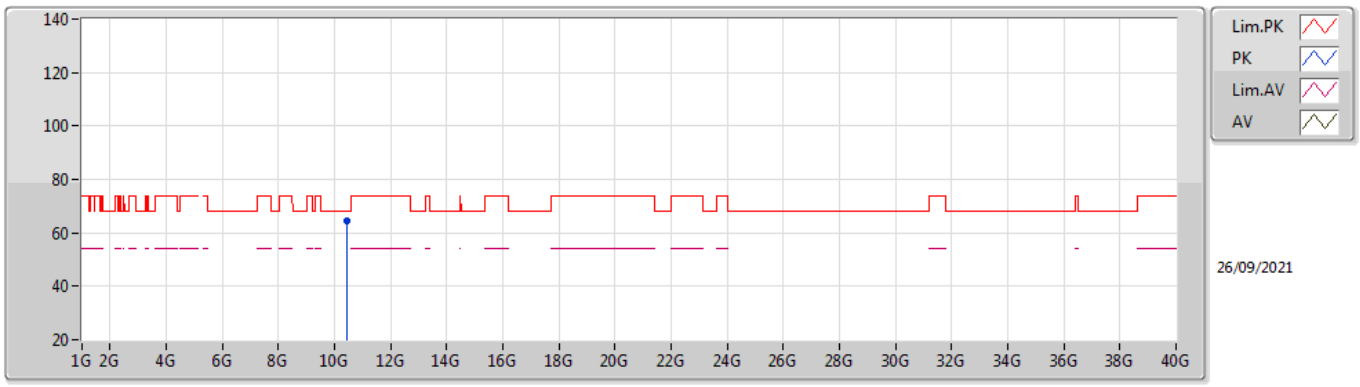

Type	Freq	Level	Limit	Margin	Factor	Dist	Condition	Azimuth	Height	Comment	Raw	AF	CL	PA
	(Hz)	(dBuV/m)	(dBuV/m)	(dB)	(dB)	(m)		(°)	(m)		(dBuV)	(dB)	(dB)	(dB)
PK	10.46012G	64.37	68.20	-3.83	14.66	3	Horizontal	115	1.00	-	49.71	39.66	9.54	34.54

802.11ax HEW80-BF_Nss1,(MCS0)_2TX

5210MHz_TX

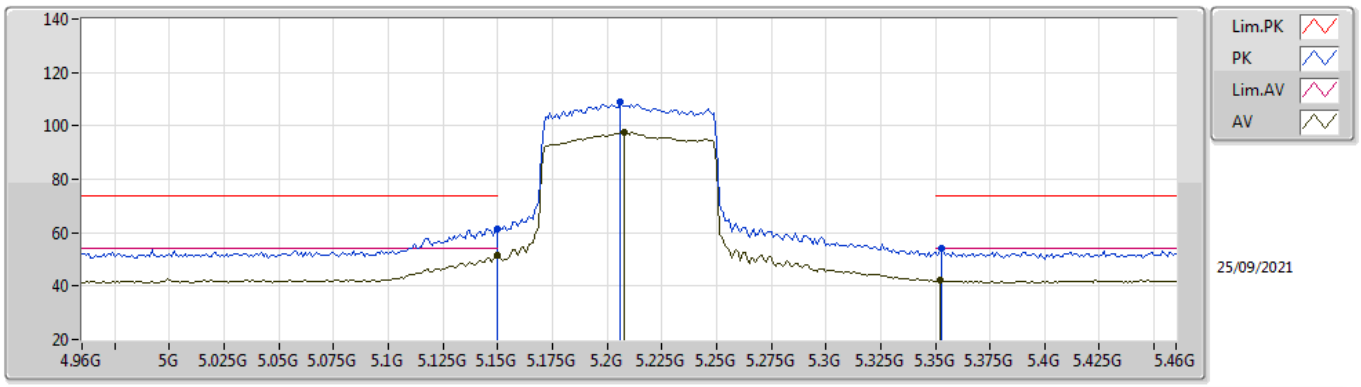

Type	Freq	Level	Limit	Margin	Factor	Dist	Condition	Azimuth	Height	Comment	Raw	AF	CL	PA
	(Hz)	(dBuV/m)	(dBuV/m)	(dB)	(dB)	(m)		(°)	(m)		(dBuV)	(dB)	(dB)	(dB)
AV	5.15G	51.63	54.00	-2.37	4.05	3	Vertical	45	1.50	-	47.58	32.00	6.49	34.44
AV	5.208G	97.61	Inf	-Inf	3.94	3	Vertical	45	1.50	-	93.67	31.84	6.54	34.44
AV	5.352G	42.30	54.00	-11.70	3.37	3	Vertical	45	1.50	-	38.93	31.12	6.70	34.45
PK	5.15G	61.48	74.00	-12.52	4.05	3	Vertical	45	1.50	-	57.43	32.00	6.49	34.44
PK	5.206G	108.85	Inf	-Inf	3.95	3	Vertical	45	1.50	-	104.90	31.85	6.54	34.44
PK	5.353G	53.88	74.00	-20.12	3.38	3	Vertical	45	1.50	-	50.50	31.12	6.71	34.45

802.11ax HEW80-BF_Nss1,(MCS0)_2TX

5210MHz_TX

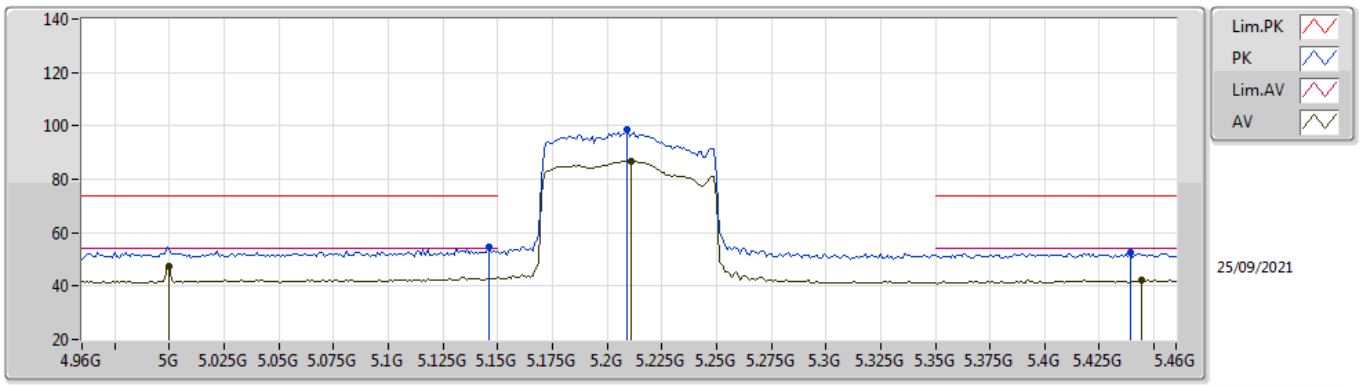

Type	Freq	Level	Limit	Margin	Factor	Dist	Condition	Azimuth	Height	Comment	Raw	AF	CL	PA
	(Hz)	(dBuV/m)	(dBuV/m)	(dB)	(dB)	(m)		(°)	(m)		(dBuV)	(dB)	(dB)	(dB)
AV	5G	47.58	54.00	-6.42	3.45	3	Horizontal	211	1.62	-	44.13	31.50	6.38	34.43
AV	5.211G	86.82	Inf	-Inf	3.91	3	Horizontal	211	1.62	-	82.91	31.81	6.54	34.44
AV	5.444G	42.25	54.00	-11.75	3.91	3	Horizontal	211	1.62	-	38.34	31.59	6.78	34.46
PK	5.146G	54.44	74.00	-19.56	4.05	3	Horizontal	211	1.62	-	50.39	32.00	6.49	34.44
PK	5.209G	98.67	Inf	-Inf	3.93	3	Horizontal	211	1.62	-	94.74	31.83	6.54	34.44
PK	5.439G	52.41	74.00	-21.59	3.90	3	Horizontal	211	1.62	-	48.51	31.58	6.78	34.46

802.11ax HEW80-BF_Nss1,(MCS0)_2TX

5210MHz_TX

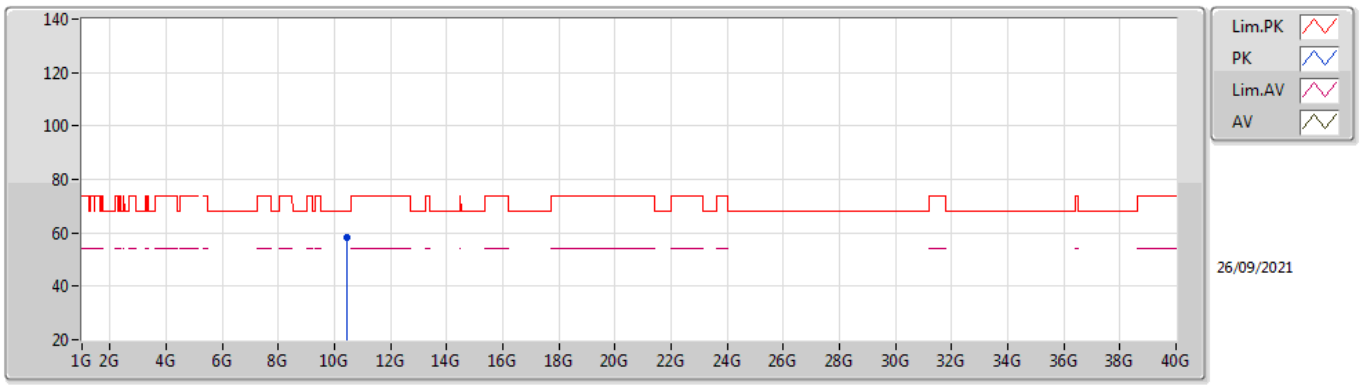

Type	Freq	Level	Limit	Margin	Factor	Dist	Condition	Azimuth	Height	Comment	Raw	AF	CL	PA
	(Hz)	(dBuV/m)	(dBuV/m)	(dB)	(dB)	(m)		(°)	(m)		(dBuV)	(dB)	(dB)	(dB)
PK	10.42528G	58.29	68.20	-9.91	14.56	3	Vertical	111	1.36	-	43.73	39.63	9.53	34.60

802.11ax HEW80-BF_Nss1,(MCS0)_2TX

5210MHz_TX

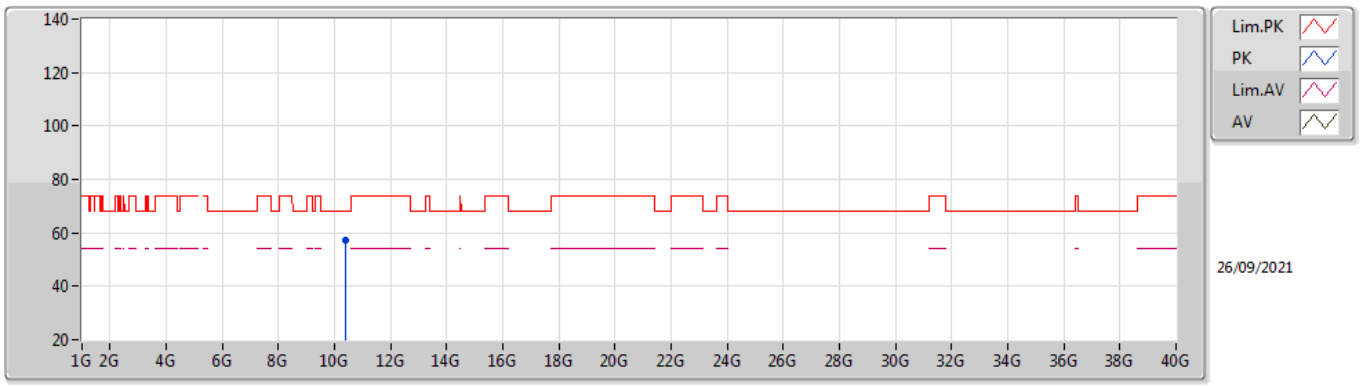

Type	Freq	Level	Limit	Margin	Factor	Dist	Condition	Azimuth	Height	Comment	Raw	AF	CL	PA
	(Hz)	(dBuV/m)	(dBuV/m)	(dB)	(dB)	(m)		(°)	(m)		(dBuV)	(dB)	(dB)	(dB)
PK	10.3968G	57.29	68.20	-10.91	14.47	3	Horizontal	117	1.50	-	42.82	39.59	9.52	34.64

Summary

Mode	Result	Type	Freq (Hz)	Level (dBuV/m)	Limit (dBuV/m)	Margin (dB)	Condition
Mode 1	Pass	PK	10.54443G	67.07	68.20	-1.13	Horizontal

Result

Mode	Result	Type	Freq (Hz)	Level (dBuV/m)	Limit (dBuV/m)	Margin (dB)	Dist (m)	Condition	Azimuth (°)	Height (m)	Comments
Mode 1	Pass	AV	4.88894G	30.17	54.00	-23.83	3	Vertical	132	1.85	-
Mode 1	Pass	AV	7.31442G	43.32	54.00	-10.68	3	Vertical	44	1.54	-
Mode 1	Pass	AV	10.53848G	51.82	68.20	-16.38	3	Vertical	239	1.66	-
Mode 1	Pass	AV	15.80553G	45.68	54.00	-8.32	3	Vertical	142	1.63	-
Mode 1	Pass	PK	4.8809G	41.72	74.00	-32.28	3	Vertical	132	1.85	-
Mode 1	Pass	PK	7.3197G	55.86	74.00	-18.14	3	Vertical	44	1.54	-
Mode 1	Pass	PK	10.54124G	65.37	68.20	-2.83	3	Vertical	239	1.66	-
Mode 1	Pass	PK	15.80537G	57.09	74.00	-16.91	3	Vertical	142	1.63	-
Mode 1	Pass	AV	4.8788G	30.32	54.00	-23.68	3	Horizontal	210	1.50	-
Mode 1	Pass	AV	7.31442G	46.30	54.00	-7.70	3	Horizontal	132	1.85	-
Mode 1	Pass	AV	10.54196G	54.59	68.20	-13.61	3	Horizontal	22	1.31	-
Mode 1	Pass	AV	15.80569G	46.47	54.00	-7.53	3	Horizontal	153	1.52	-
Mode 1	Pass	PK	4.86362G	42.17	74.00	-31.83	3	Horizontal	210	1.50	-
Mode 1	Pass	PK	7.31418G	59.33	74.00	-14.67	3	Horizontal	132	1.85	-
Mode 1	Pass	PK	10.54443G	67.07	68.20	-1.13	3	Horizontal	22	1.31	-
Mode 1	Pass	PK	15.80274G	58.28	74.00	-15.72	3	Horizontal	153	1.52	-

Mode 1

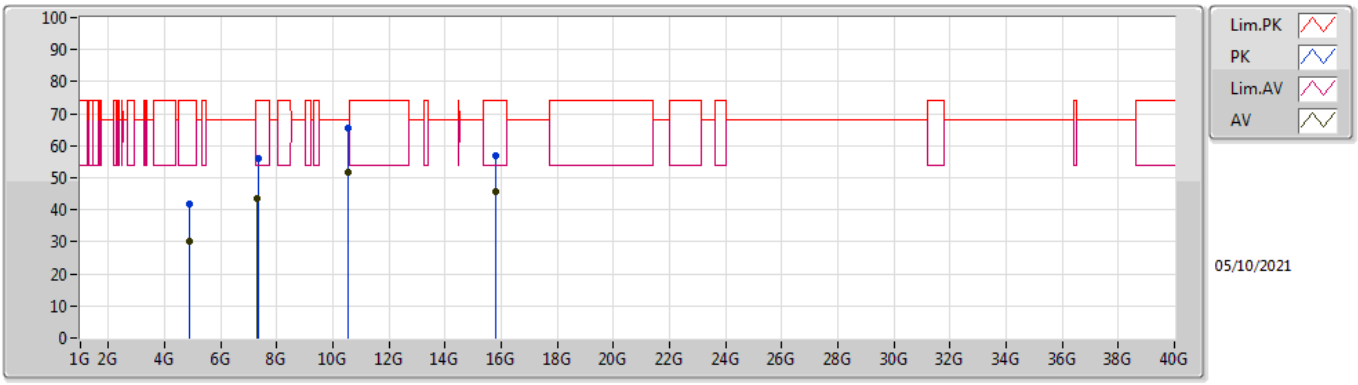

Type	Freq	Level	Limit	Margin	Factor	Dist	Condition	Azimuth	Height	Comment	Raw	AF	CL	PA
	(Hz)	(dBuV/m)	(dBuV/m)	(dB)	(dB/m)	(m)		(°)	(m)		(dBuV/m)	(dB/m)	(dB)	(dB)
AV	4.88894G	30.17	54.00	-23.83	3.07	3	Vertical	132	1.85	-	27.10	31.20	6.31	34.44
AV	7.31442G	43.32	54.00	-10.68	9.60	3	Vertical	44	1.54	-	33.72	36.27	8.14	34.81
AV	10.53848G	51.82	68.20	-16.38	14.76	3	Vertical	239	1.66	-	37.06	39.66	9.57	34.47
AV	15.80553G	45.68	54.00	-8.32	14.38	3	Vertical	142	1.63	-	31.30	37.28	11.75	34.65
PK	4.8809G	41.72	74.00	-32.28	3.07	3	Vertical	132	1.85	-	38.65	31.20	6.31	34.44
PK	7.3197G	55.86	74.00	-18.14	9.59	3	Vertical	44	1.54	-	46.27	36.26	8.14	34.81
PK	10.54124G	65.37	68.20	-2.83	14.76	3	Vertical	239	1.66	-	50.61	39.66	9.57	34.47
PK	15.80537G	57.09	74.00	-16.91	14.38	3	Vertical	142	1.63	-	42.71	37.28	11.75	34.65

Mode 1

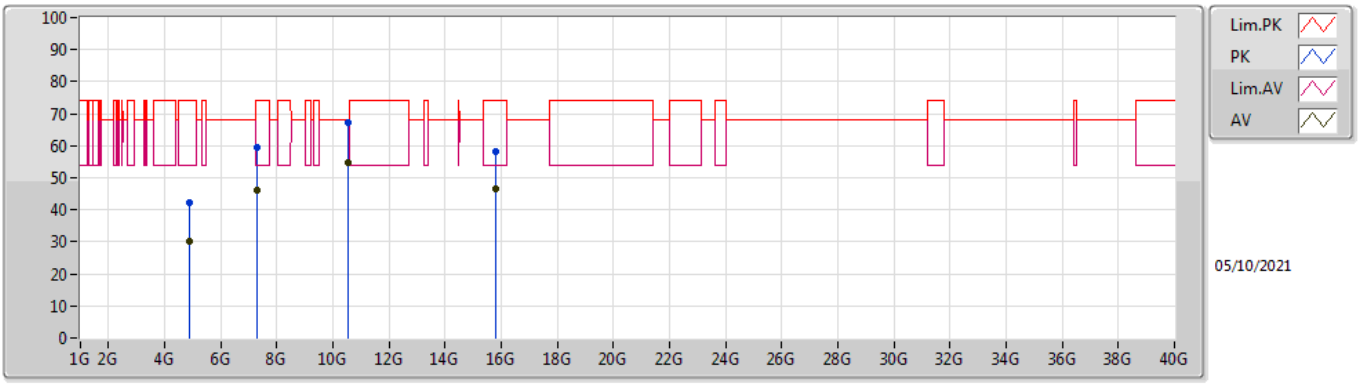

Type	Freq	Level	Limit	Margin	Factor	Dist	Condition	Azimuth	Height	Comment	Raw	AF	CL	PA
	(Hz)	(dBuV/m)	(dBuV/m)	(dB)	(dB/m)	(m)		(°)	(m)		(dBuV/m)	(dB/m)	(dB)	(dB)
AV	4.8788G	30.32	54.00	-23.68	3.07	3	Horizontal	210	1.50	-	27.25	31.20	6.31	34.44
AV	7.31442G	46.30	54.00	-7.70	9.60	3	Horizontal	132	1.85	-	36.70	36.27	8.14	34.81
AV	10.54196G	54.59	68.20	-13.61	14.77	3	Horizontal	22	1.31	-	39.82	39.66	9.57	34.46
AV	15.80569G	46.47	54.00	-7.53	14.38	3	Horizontal	153	1.52	-	32.09	37.28	11.75	34.65
PK	4.86362G	42.17	74.00	-31.83	3.06	3	Horizontal	210	1.50	-	39.11	31.20	6.30	34.44
PK	7.31418G	59.33	74.00	-14.67	9.60	3	Horizontal	132	1.85	-	49.73	36.27	8.14	34.81
PK	10.54443G	67.07	68.20	-1.13	14.77	3	Horizontal	22	1.31	-	52.30	39.66	9.57	34.46
PK	15.80274G	58.28	74.00	-15.72	14.40	3	Horizontal	153	1.52	-	43.88	37.29	11.75	34.64