FCC Test Report

FCC ID	:	**HDC-17600083**
Equipment	:	**WiFi 7 10G Router**
Model No.	:	**SDG-8713, SDG-8713v** **(Please refer to section 1.1.1 for more details)**
Brand Name	:	**Adtran**
Applicant	:	**Adtran**
Address	:	**901 Explorer Boulevard, Huntsville, Alabama, United States, 35806-2807**
Standard	:	**47 CFR FCC Part 15.407**
Received Date	:	**Apr. 24, 2026**
Tested Date	:	**May 06 ~ Jun. 03, 2026**

We, International Certification Corporation, would like to declare that the tested sample has been evaluated and in compliance with the requirement of the above standards. The test results contained in this report refer exclusively to the product. It shall not be reproduced except in full without the written approval of our laboratory.

Reviewed by: **Approved by:**

Along Chen / Manager **Gary Chang / Manager**

Table of Contents

1 GENERAL DESCRIPTION 5

1.1 Information 5
1.2 Local Support Equipment List 11
1.3 Test Setup Chart 11
1.4 The Equipment List 12
1.5 Test Standards 13
1.6 Reference Guidance 13
1.7 Deviation from Test Standard and Measurement Procedure 13
1.8 Measurement Uncertainty 14

2 TEST CONFIGURATION 15

2.1 Testing Facility 15
2.2 The Worst Test Modes and Channel Details 16

3 TRANSMITTER TEST RESULTS 18

3.1 Emission Bandwidth 18
3.2 Conducted Output Power 19
3.3 Power Spectral Density 21
3.4 Unwanted Emissions 23
3.5 Frequency Stability 26
3.6 AC Power Line Conducted Emissions 27

4 TEST LABORATORY INFORMATION 28

Appendix A. Emission Bandwidth
Appendix B. Conducted Output Power
Appendix C. Power Spectral Density
Appendix D. Unwanted Emissions
Appendix E. Frequency Stability
Appendix F. AC Power Line Conducted Emissions

Release Record

Report No.	Version	Description	Issued Date
FR642402AN	Rev. 01	Initial issue	Jul. 17, 2026

Summary of Test Results

FCC Rules	Test Items	Measured	Result
15.207	AC Power Line Conducted Emissions	[dBuV]: 0.375MHz 38.36 (Margin -10.03dB) - AV	Pass
15.407(b) 15.209	Unwanted Emissions	[dBuV/m at 3m]: 5351.70MHz 53.55 (Margin -0.45dB) - AV	Pass
15.407(a)	Emission Bandwidth	Meet the requirement of limit	Pass
15.407(e)	6dB bandwidth	Meet the requirement of limit	Pass
15.407(a)	Conducted Output Power	Max Power [dBm]: ***Non-beamforming mode*** 5150~5250MHz: 29.52 5250~5350MHz: 23.68 5470~5725MHz: 23.68 5725~5850MHz: 29.58 ***Beamforming mode*** 5150~5250MHz: 29.39 5250~5350MHz: 23.66 5470~5725MHz: 23.52 5725~5850MHz: 29.46	Pass
15.407(a)	Power Spectral Density	Meet the requirement of limit	Pass
15.407(g)	Frequency Stability	Meet the requirement of limit	Pass
15.203	Antenna Requirement	Meet the requirement of limit	Pass

Declaration of Conformity:
The test results with all measurement uncertainty excluded are presented in accordance with the regulation limits or requirements declared by manufacturers.
Comments and Explanations:
The declared of product specification for EUT presented in the report are provided by the manufacturer, and the manufacturer takes all the responsibilities for the accuracy of product specification.

1 General Description

1.1 Information

1.1.1 Product Details

The following models are provided to this EUT.

Brand Name	Model Name	Product Name	Description
Adtran	SDG-8713	WiFi 7 10G Router	w/o VoIP
	SDG-8713v		with VoIP

1.1.2 Specification of the Equipment under Test (EUT)

RF General Information					
Frequency Range (MHz)	**IEEE Std. 802.11**	**Ch. Freq. (MHz)**	**Channel Number**	**Transmit Chains (N_{TX})**	**Data Rate / MCS**
5150-5250 5250-5350 5470-5725 5725-5850	a	5180-5240 5260-5320 5500-5720 5745-5825	36-48 [4] 52-64 [4] 100-144 [12] 149-165 [5]	5	6-54 Mbps
5150-5250 5250-5350 5470-5725 5725-5850	n (HT20) ac (VHT20) ax (HE20) be (EHT20)	5180-5240 5260-5320 5500-5720 5745-5825	36-48 [4] 52-64 [4] 100-144 [12] 149-165 [5]	5	MCS 0-31 MCS 0-9 MCS 0-11 MCS 0-13
5150-5250 5250-5350 5470-5725 5725-5850	n (HT40) ac (VHT40) ax (HE40) be (EHT40)	5190-5230 5270-5310 5510-5710 5755-5795	38-46 [2] 54-62 [2] 102-142 [6] 151-159 [2]	5	MCS 0-31 MCS 0-9 MCS 0-11 MCS 0-13
5150-5250 5250-5350 5470-5725 5725-5850	ac (VHT80) ax (HE80) be (EHT80)	5210 5290 5530~5690 5775	42 [1] 58 [1] 106-138 [3] 155 [1]	5	MCS 0-9 MCS 0-11 MCS 0-13
5150-5250 5250-5350 5470-5725	ac (VHT160) ax (HE160) be (EHT160)	5250 5570	50 [1] 114 [1]	5	MCS 0-11 MCS 0-11 MCS 0-13
Note: OFDM -BPSK, QPSK, 16QAM, 64QAM, 256QAM, 1024QAM and 4096QAM modulation.					

1.1.3 Antenna Details

Model	Type	Connector	Operating Frequencies (MHz) / Antenna Gain (dBi)				
			2400~2483.5	5150~5250	5250~5350	5470~5725	5725~5850
Dual Band ANT1	PIFA	UFL	1.85	3.94	4.93	3.09	3.3
Dual Band ANT2	PIFA	UFL	1.19	2.74	3.01	4.23	5.28
Dual Band ANT3	PIFA	UFL	2.57	4.3	4.27	5.02	5.49
Dual Band ANT4	PIFA	UFL	2.72	3.13	3.95	4.91	3.95
Single 5G ANT	PIFA	UFL	--	1.71	1.39	3	3.06
ZWDFS	PIFA	UFL	---	2.3	2.7	3.2	3.6

1.1.4 Configuration of Equipment under Test (EUT)

Power Supply Type	12Vdc from adapter	
TPC	☒ Support	☐ Not support
Beamforming	☒ Support	☐ Not support
RU Configuration	☒ Full RU	☐ Partial RU
Channel Puncturing	☐ Support	☒ Not support

1.1.5 Accessories

Accessories		
No.	**Equipment**	**Description**
1	AC adapter	Brand: MOSO Model: V30-V3000R120-036T0-US (US plug) I/P: 100-240Vac, 50/60Hz, 1.0A O/P: 12V⎓3.0A, 36.0W Power Line: DC 1.8m non-shielded without core
2	AC adapter	Brand: FRECOM Model: F36L7-120300SPACP (interchangeable AC plug) I/P: 100-240Vac, 50/60Hz, 0.9A O/P: 12V⎓3.0A, 36.0W Power Line: DC 1.8m non-shielded without core
3	AC adapter	Brand: MASS POWER Model: S042-1B120300VU-H (US plug) I/P: 100-240Vac, 50/60Hz, 1.0A O/P: 12Vdc, 3.0A, 36.0W Power Line: DC 1.8m non-shielded without core
4	RJ45 cable	2m non-shielded without core
5	wall mount kit	---

1.1.6 Channel List

802.11a / n HT20 / ac VHT20 / ax HE20 / be EHT20		802.11n HT40 / ac VHT40 / ax HE40 / be EHT40	
Channel	**Frequency(MHz)**	**Channel**	**Frequency(MHz)**
36	5180	38	5190
40	5200	46	5230
44	5220	54	5270
48	5240	62	5310
52	5260	102	5510
56	5280	110	5550
60	5300	118	5590
64	5320	126	5630
100	5500	134	5670
104	5520	142	5710
108	5540	151	5755
112	5560	159	5795
116	5580	**802.11ac VHT80 / ax HE80 / be EHT80**	
120	5600	42	5210
124	5620	58	5290
128	5640	106	5530
132	5660	122	5610
136	5680	138	5690
140	5700	155	5775
144	5720	**802.11ac VHT160 / ax HE160 / be EHT160**	
149	5745	50	5250
153	5765	114	5570
157	5785	---	---
161	5805	---	---
165	5825	---	---

1.1.7 Test Tool and Duty Cycle

Test Tool	Non-beamforming: QATool_Dbg, V0.0.2.106 Beamforming: putty, V0.76				
Duty Cycle and Duty Factor	**Mode**	**Non-beamforming**		**Beamforming**	
		Duty cycle (%)	**Duty factor (dB)**	**Duty cycle (%)**	**Duty factor (dB)**
	11a	98.26%	0.08	---	---
	be EHT20	98.79%	0.05	98.13%	0.08
	be EHT40	97.74%	0.10	97.97%	0.09
	be EHT80	95.59%	0.20	95.69%	0.19
	be EHT160	92.33%	0.35	92.27%	0.35

1.1.8 Power Index of Test Tool

Modulation Mode	Test Frequency (MHz)	Power Index	
		Non-Beamforming	Beamforming
11a	5180	19.5	---
11a	5200	21.5	---
11a	5240	21	---
11a	5260	15	---
11a	5300	15	---
11a	5320	15	---
11a	5500	15	---
11a	5580	15.5	---
11a	5680	15.5	---
11a	5700	14.5	---
11a	5720	15	---
11a	5745	20.5	---
11a	5785	20.5	---
11a	5825	20	---
be EHT20	5180	19	38
be EHT20	5200	21.5	42
be EHT20	5240	21.5	42
be EHT20	5260	15	30
be EHT20	5300	15	30
be EHT20	5320	15	30
be EHT20	5500	15.5	31
be EHT20	5580	15.5	31
be EHT20	5680	15.5	31
be EHT20	5700	13.5	25
be EHT20	5720	15.5	31
be EHT20	5745	20.5	40
be EHT20	5785	20.5	41
be EHT20	5825	20	40
be EHT40	5190	17	34
be EHT40	5230	21	42
be EHT40	5270	15	30
be EHT40	5310	15	30

Modulation Mode	Test Frequency (MHz)	Power Index	
		Non-Beamforming	Beamforming
be EHT40	5510	15	30
be EHT40	5590	15	30
be EHT40	5670	15	30
be EHT40	5710	15	30
be EHT40	5755	21.5	43
be EHT40	5795	21.5	43
be EHT80	5210	16	31
be EHT80	5290	14	28
be EHT80	5530	15	30
be EHT80	5610	15	30
be EHT80	5690	15	30
be EHT80	5775	19.5	39
be EHT160	5250	13.5	27
be EHT160	5570	13.5	25

1.2 Local Support Equipment List

Support Equipment List					
No.	**Equipment**	**Brand**	**Model**	**FCC ID**	**Remarks**
1	Laptop	DELL	Latitude E5470	DoC	---
2	Laptop	DELL	Latitude 5440	DoC	---
3	Telephone	HTT	HTT-806	---	---
4	RJ45 connector	---	---	---	---
5	Laptop	DELL	Latitude 5400	DoC	For Beamforming mode only.

1.3 Test Setup Chart

Test Setup Diagram

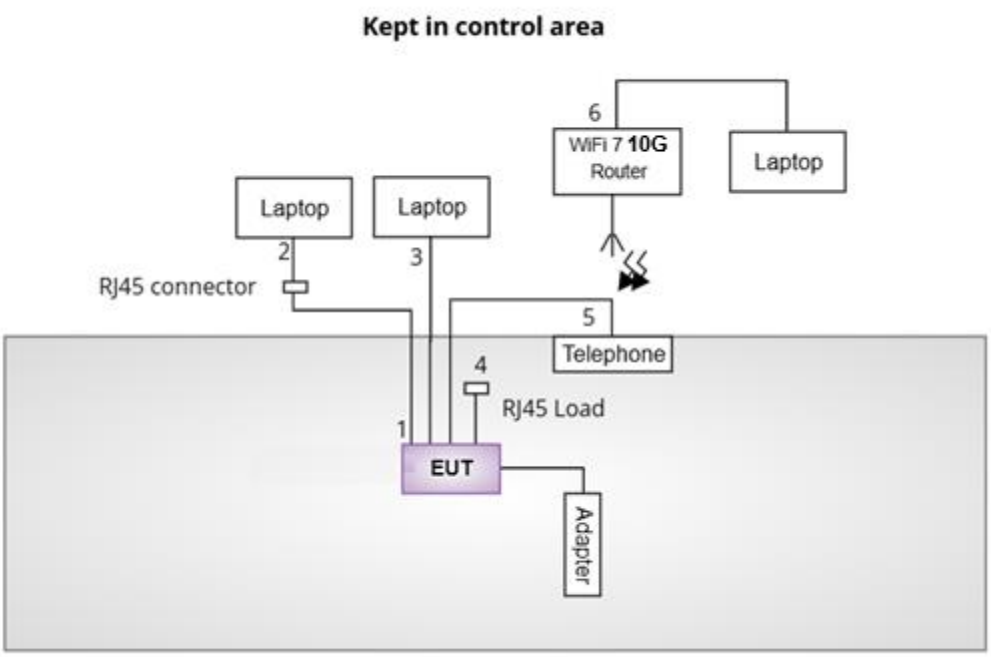

No.	Signal cable / Length (m)
1	RJ45, 2m non-shielded.
2-3	RJ45, 10m non-shielded.
4	RJ45, 1.3m(x3) non-shielded with load.
5	RJ11, 1.8m non-shielded.
6	RJ45, 1.3m non-shielded.

1.4 The Equipment List

Test Item	Radiated Emission				
Test Site	966 chamber3 / (03CH03-WS)				
Tested Date	May 06 ~ May 15, 2026				
Instrument	**Brand**	**Model No.**	**Serial No.**	**Calibration Date**	**Calibration Until**
Receiver	R&S	ESR3	101657	Apr. 02, 2026	Apr. 01, 2027
Spectrum Analyzer	R&S	FSV40	101499	Apr. 13, 2026	Apr. 12, 2027
Loop Antenna	R&S	HFH2-Z2	100330	Nov. 17, 2025	Nov. 16, 2026
Bilog Antenna	SCHWARZBECK	VULB9168	VULB9168-685	Jul. 04, 2025	Jul. 03, 2026
Horn Antenna 1G-18G	SCHWARZBECK	BBHA 9120 D	BBHA 9120 D 1206	Jan. 23, 2026	Jan. 22, 2027
Horn Antenna 18G-40G	SCHWARZBECK	BBHA 9170	BBHA 9170517	Nov. 28, 2025	Nov. 27, 2026
Preamplifier	EMC	EMC02325	980187	Jun. 24, 2025	Jun. 23, 2026
Preamplifier	EMC	EMC118A45SE	980897	Aug. 08, 2025	Aug. 07, 2026
Preamplifier	EMC	EMC184045SE	980903	Aug. 08, 2025	Aug. 07, 2026
Loop Antenna Cable	KOAX KABEL	101354-BW	101354-BW	Oct. 01, 2025	Sep. 30, 2026
LF cable-0.8M	EMC	EMC8D-NM-NM-800	EMC8D-NM-NM-800-001	Sep. 19, 2025	Sep. 18, 2026
LF cable-3M	EMC	EMC8D-NM-NM-3000	131103	Sep. 19, 2025	Sep. 18, 2026
LF cable-13M	EMC	EMC8D-NM-NM-13000	131104	Sep. 19, 2025	Sep. 18, 2026
RF cable-3M	HUBER+SUHNER	SUCOFLEX104	MY22620/4	Sep. 19, 2025	Sep. 18, 2026
RF cable-8M	EMC	EMC104-SM-SM-8000	181107	Sep. 19, 2025	Sep. 18, 2026
RF cable-1M	HUBER+SUHNER	SUCOFLEX104	MY22624/4	Sep. 19, 2025	Sep. 18, 2026
Attenuator	Pasternack	PE7005-10	10-3	Sep. 19, 2025	Sep. 18, 2026
HIGHPASS FILTER	K&L	11SH10-7000/T18000-O/OP	21	Sep. 19, 2025	Sep. 18, 2026
Measurement Software	AUDIX	e3	6.120210g	NA	NA
Note: Calibration Interval of instruments listed above is one year.					

Test Item	RF Conducted				
Test Site	(TH01-WS)				
Tested Date	May 27 ~ Jun. 03, 2026				
Instrument	**Brand**	**Model No.**	**Serial No.**	**Calibration Date**	**Calibration Until**
Spectrum Analyzer	R&S	FSV40	101910	Apr. 28, 2026	Apr. 27, 2027
Power Meter	Anritsu	ML2495A	1241002	Nov. 21, 2025	Nov. 20, 2026
Power Sensor	Anritsu	MA2411B	1207366	Nov. 21, 2025	Nov. 20, 2026
Attenuator	Pasternack	PE7005-10	10-2	Oct. 03, 2025	Oct. 02, 2026
TEMP&HUMIDITY CHAMBER	GIANT FORCE	GCT-225-40-SP-SD	MAF1212-002	Jun. 26, 2025	Jun. 25, 2026
AC POWER SOURCE	APC	AFC-500W	F312060012	Jan. 08, 2026	Jan. 07, 2027
Measurement Software	Sporton	SENSE-15407_NII	V5.11	NA	NA
Note: Calibration Interval of instruments listed above is one year.					

Test Item	Conducted Emission				
Test Site	Conduction room 1 / (CO01-WS)				
Tested Date	May 28, 2026				
Instrument	**Brand**	**Model No.**	**Serial No.**	**Calibration Date**	**Calibration Until**
Receiver	R&S	ESR3	101659	Apr. 29, 2026	Apr. 28, 2027
LISN	R&S	ENV216	101579	May 18, 2026	May 17, 2027
LISN (Support Unit)	SCHWARZBECK	Schwarzbeck 8127	8127-666	Apr. 12, 2026	Apr. 11, 2027
RF Cable-CON	EMC	EMCCFD300-BM-BM-6000	50821	Oct. 07, 2025	Oct. 06, 2026
50 ohm terminal	NA	50	01	Jun. 17, 2025	Jun. 16, 2026
Measurement Software	AUDIX	e3	6.120210g	NA	NA
Note: Calibration Interval of instruments listed above is one year.					

1.5 Test Standards

47 CFR FCC Part 15.407
ANSI C63.10-2020 + Cor.1-2023
ANSI C63.4-2014 + C63.4a-2017

1.6 Reference Guidance

FCC KDB 412172 D01 Determining ERP and EIRP v01r01
FCC KDB 662911 D01 Multiple Transmitter Output v02r01
FCC KDB 789033 D02 General UNII Test Procedures New Rules v02r01

1.7 Deviation from Test Standard and Measurement Procedure

None

1.8 Measurement Uncertainty

The measurement uncertainties given below are based on a 95% confidence level (based on a coverage factor (k=2)).

Measurement Uncertainty	
Parameters	**Uncertainty**
Bandwidth	±34.130 Hz
Conducted power	±0.808 dB
Frequency error	$\pm 1 \times 10^{-9}$
Power density	±0.583 dB
Conducted emission	±2.715 dB
AC conducted emission	±2.92 dB
Unwanted Emission ≤ 1GHz	±3.96 dB
Unwanted Emission > 1GHz	±4.51 dB
Time	±0.1%
Temperature	±0.4 ºC

2 Test Configuration

2.1 Testing Facility

Test Laboratory	International Certification Corporation
Test Site	CO01-WS, TH01-WS
Address of Test Site	No.3-1, Lane 6, Wen San 3rd St., Kwei Shan Dist., Tao Yuan City 33381, Taiwan (R.O.C.)
Test Site	03CH03-WS
Address of Test Site	No.14-1, Lane 19, Wen San 3rd St., Kwei Shan Dist., Tao Yuan City 33381, Taiwan (R.O.C.)

- FCC Designation No.: TW0009
- FCC site registration No.: 207696
- ISED#: 10807C
- CAB identifier: TW2732

2.2 The Worst Test Modes and Channel Details

Non-beamforming mode

Frequency band 5150~5850 MHz				
Test item	**Modulation Mode**	**Test Frequency (MHz)**	**Data Rate**	**Test Configuration**
AC Power Line Conducted Emissions	be EHT40	5755	MCS 0	---
Unwanted Emissions ≤1GHz	be EHT40	5755	MCS 0	---
Frequency band 5150~5350 MHz / 5470~5725 MHz				
Test item	**Modulation Mode**	**Test Frequency (MHz)**	**Data Rate**	**Test Configuration**
Unwanted Emissions >1GHz Conducted Output Power Emission Bandwidth Power Spectral Density	11a	5180 / 5200 / 5240 / 5260 / 5300 5320 / 5500 / 5580 / 5700 / 5720	6 Mbps	---
	be EHT20	5180 / 5200 / 5240 / 5260 / 5300 5320 / 5500 / 5580 / 5700 / 5720	MCS 0	
	be EHT40	5190 / 5230 / 5270 / 5310 / 5510 5590 / 5670 / 5710	MCS 0	
	be EHT80	5210 / 5290 / 5530 / 5610 / 5690	MCS 0	
	be EHT160	5250 / 5570	MCS 0	
Frequency Stability	Un-modulation	5300	---	---
Frequency band 5725-5850 MHz				
Test item	**Modulation Mode**	**Test Frequency (MHz)**	**Data Rate**	**Test Configuration**
Unwanted Emissions >1GHz Conducted Output Power Emission Bandwidth 6dB bandwidth Power Spectral Density	11a	5745 / 5785 / 5825	6 Mbps	---
	be EHT20	5745 / 5785 / 5825	MCS 0	
	be EHT40	5755 / 5795	MCS 0	
	be EHT80	5775	MCS 0	
Frequency Stability	Un-modulation	5785	---	---

NOTE:

1. The EUT was pretested with 3 orientations placed on the table for the radiated emission measurement – X, Y, and Z-plane. The **Z-plane** results were found as the worst case and were shown in this report.
2. Three adapters (MOSO, FRECOM and MASS POWER) had been covered during the pretest, and found that MOSO adapter was the worst case of AC Power line conducted emission test item and FRECOM adapter was the worst case of Radiated Spurious emission test item.
3. Two models (SDG-8713 and SDG-8713v) had been covered during the pretest, and found that **SDG-8713v model** was the worst case and was selected for final test.

Beamforming mode

Frequency band 5150~5850 MHz				
Test item	**Modulation Mode**	**Test Frequency (MHz)**	**Data Rate**	**Test Configuration**
AC Power Line Conducted Emissions	be EHT40	5795	MCS 0	---
Unwanted Emissions ≤1GHz	be EHT40	5795	MCS 0	---
Frequency band 5150~5350 MHz / 5470~5725 MHz				
Test item	**Modulation Mode**	**Test Frequency (MHz)**	**Data Rate**	**Test Configuration**
Unwanted Emissions >1GHz Conducted Output Power Emission Bandwidth Power Spectral Density	be EHT20	5180 / 5200 / 5240 / 5260 / 5300 5320 / 5500 / 5580 / 5700 / 5720	MCS 0	
	be EHT40	5190 / 5230 / 5270 / 5310 / 5510 5590 / 5670 / 5710	MCS 0	
	be EHT80	5210 / 5290 / 5530 / 5610 / 5690	MCS 0	
	be EHT160	5250 / 5570	MCS 0	
Frequency band 5725-5850 MHz				
Test item	**Modulation Mode**	**Test Frequency (MHz)**	**Data Rate**	**Test Configuration**
Unwanted Emissions >1GHz Conducted Output Power Emission Bandwidth 6dB bandwidth Power Spectral Density	be EHT20	5745 / 5785 / 5825	MCS 0	
	be EHT40	5755 / 5795	MCS 0	
	be EHT80	5775	MCS 0	

NOTE:

1. The EUT was pretested with 3 orientations placed on the table for the radiated emission measurement – X, Y, and Z-plane. The **Z-plane** results were found as the worst case and were shown in this report.
2. Three adapters (MOSO, FRECOM and MASS POWER) had been covered during the pretest, and found that MOSO adapter was the worst case of AC Power line conducted emission test item and FRECOM adapter was the worst case of Radiated Spurious emission test item.
3. Two models (SDG-8713 and SDG-8713v) had been covered during the pretest, and found that **SDG-8713v model** was the worst case and was selected for final test.

3 Transmitter Test Results

3.1 Emission Bandwidth

3.1.1 Limit of Emission Bandwidth

Within the 5.725-5.85 GHz band, the minimum 6 dB bandwidth of U-NII devices shall be at least 500 kHz.

3.1.2 Test Procedures

26dB Bandwidth

1. Set RBW = approximately 1% of the emission bandwidth.
2. Set the VBW > RBW, Detector = Peak.
3. Trace mode = max hold.
4. Measure the maximum width of the emission that is 26 dB down from the peak of the emission.

Occupied Bandwidth

1. Set RBW = 1 % to 5 % of the OBW.
2. Set VBW ≥ 3 RBW.
3. Sample detection and single sweep mode shall be used.
4. Use the 99 % power bandwidth function of the instrument.

6dB Bandwidth

1. Set RBW = 100kHz, VBW = 300kHz.
2. Detector = Peak,Trace mode = max hold.
3. Allow the trace to stabilize.
4. Measure the maximum width of the emission that is constrained by the frequencies associated with the two outermost amplitude points (upper and lower frequencies) that are attenuated by 6 dB relative to the maximum level measured in the fundamental emission.

3.1.3 Test Setup

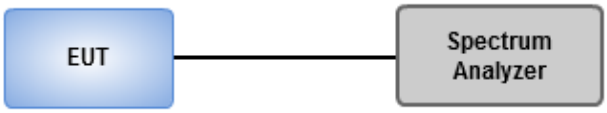

3.1.4 Test Results

Ambient Condition	22-25°C / 65-68%	**Tested By**	Roger Lu

Refer to Appendix A.

3.2 Conducted Output Power

3.2.1 Limit of Conducted Output Power

Frequency band 5150-5250 MHz		
Operating Mode		**Limit**
☐	Outdoor access point	Conducted Power: 1 W The maximum e.i.r.p. at any elevation angle above 30 degrees as measured from the horizon must not exceed 125 mW (21 dBm)
☒	Indoor access point	Conducted Power: 1 W
☐	Fixed point-to-point access points	Conducted Power: 1 W
☐	Client devices	Conducted Power: 250 mW

Frequency Band (MHz)		Limit
☒	5250 ~ 5350	Conducted Power: 250mW or 11dBm+10 log B
☒	5470 ~ 5725	Conducted Power: 250mW or 11dBm+10 log B
☒	5725 ~ 5850	Conducted Power: 1 W
Note: “B” is the 26dB emission bandwidth in MHz.		

3.2.2 Test Procedures

Method PM-G (Measurement using a gated RF average power meter)

Measurements is performed using a wideband gated RF power meter provided that the gate parameters are adjusted such that the power is measured only when the EUT is transmitting at its maximum power control level. Since the measurement is made only during the ON time of the transmitter, no duty cycle correction factor is required.

Spectrum analyzer (For channel that extends across the 5.725 GHz boundary)

1. Set RBW = 1MHz, VBW = 3MHz, Sweep time = Auto, Detector = RMS.
2. Trace average at least 100 traces in power averaging mode.
3. Compute power by integrating the spectrum across the 26 dB EBW.
4. Add 10 log(1/X, X:duty cycle) if duty cycle is <98%).

3.2.3 Test Setup

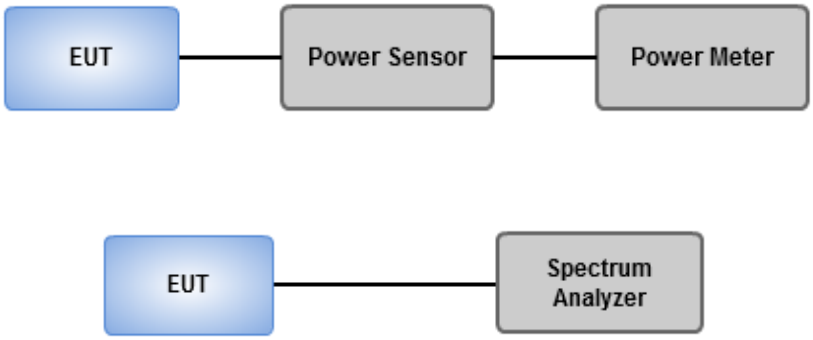

3.2.4 Test Results

Ambient Condition	22-25°C / 65-68%	**Tested By**	Roger Lu

Refer to Appendix B.

3.3 Power Spectral Density

3.3.1 Limit of Power Spectral Density

Frequency band 5150-5250 MHz		
Operating Mode		**Limit**
☐	Outdoor access point	17 dBm / MHz
☒	Indoor access point	17 dBm / MHz
☐	Fixed point-to-point access points	17 dBm / MHz
☐	Client devices	11 dBm / MHz

Frequency Band (MHz)		**Limit**
☒	5250 ~ 5350	11 dBm / MHz
☒	5470 ~ 5725	11 dBm / MHz
☒	5725 ~ 5850	30 dBm /500 kHz

3.3.2 Test Procedures

For 5150 ~ 5250 MHz / 5250 ~ 5350 MHz / 5470 ~ 5725 MHz

Duty cycle ≥ 98 %

1. Set RBW = 1 MHz, VBW = 3 MHz, Sweep time = auto, Detector = RMS.
2. Trace average 100 traces.
3. Use the peak marker function to determine the maximum amplitude level.

Duty cycle < 98 %

1. Set RBW = 1 MHz, VBW = 3 MHz, Detector = RMS.
2. Number of points in sweep ≥ 2 × span / RBW. Sweep time = auto
3. Trace average at least 100 traces in power averaging (rms) mode; however, the number of traces to be averaged shall be increased above 100 as needed to ensure that the average accurately represents the true average over the on and off periods of the transmitter
4. Use the peak marker function to determine the maximum amplitude level.
5. Add 10 log(1/x), where x is the duty cycle.

For 5725 ~ 5850 MHz

Duty cycle ≥ 98 %

1. Set RBW = 500 kHz, VBW = 3 MHz, Sweep time = auto, Detector = RMS.
2. Trace average 100 traces.
3. Use the peak marker function to determine the maximum amplitude level.

Duty cycle < 98 %

1. Set RBW = 500 kHz, VBW = 3 MHz, Detector = RMS.
2. Number of points in sweep ≥ 2 × span / RBW. Sweep time = auto
3. Trace average at least 100 traces in power averaging (rms) mode; however, the number of traces to be averaged shall be increased above 100 as needed to ensure that the average accurately represents the true average over the on and off periods of the transmitter
4. Use the peak marker function to determine the maximum amplitude level.
5. Add 10 log(1/x), where x is the duty cycle.

3.3.3 Test Setup

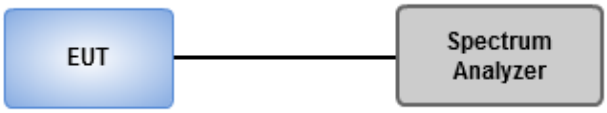

3.3.4 Test Results

Ambient Condition	22-25°C / 65-68%	**Tested By**	Roger Lu

Refer to Appendix C.

3.4 Unwanted Emissions

3.4.1 Limit of Unwanted Emissions

Restricted Band Emissions Limit			
Frequency Range (MHz)	**Field Strength (uV/m)**	**Field Strength (dBuV/m)**	**Measure Distance (m)**
0.009~0.490	2400/F(kHz)	48.5 - 13.8	300
0.490~1.705	24000/F(kHz)	33.8 - 23	30
1.705~30.0	30	29	30
30~88	100	40	3
88~216	150	43.5	3
216~960	200	46	3
Above 960	500	54	3

Note 1:
Qusai-Peak value is measured for frequency below 1GHz except for 9–90 kHz, 110–490 kHz frequency band. Peak and average value are measured for frequency above 1GHz. The limit on average radio frequency emission is as above table. The limit on peak radio frequency emissions is 20 dB above the maximum permitted average emission limit
Note 2:
Measurements may be performed at a distance other than what is specified provided. When performing measurements at a distance other than that specified, the results shall be extrapolated to the specified distance using an extrapolation factor as below, Frequency at or above 30 MHz: 20 dB/decade Frequency below 30 MHz: 40 dB/decade.

Un-restricted band emissions above 1GHz Limit	
Operating Band	**Limit**
5.15 - 5.25 GHz	e.i.r.p. -27 dBm [68.2 dBuV/m@3m]
5.25 - 5.35 GHz	e.i.r.p. -27 dBm [68.2 dBuV/m@3m]
5.47 - 5.725 GHz	e.i.r.p. -27 dBm [68.2 dBuV/m@3m]
5.725 - 5.850 GHz	All emissions shall be limited to a level of −27 dBm/MHz at 75 MHz or more above or below the band edge increasing linearly to 10 dBm/MHz at 25 MHz above or below the band edge, and from 25 MHz above or below the band edge increasing linearly to a level of 15.6 dBm/MHz at 5 MHz above or below the band edge, and from 5 MHz above or below the band edge increasing linearly to a level of 27 dBm/MHz at the band edge.

Note 1: Measurements may be performed at a distance other than the limit distance provided they are not performed in the near field and the emissions to be measured can be detected by the measurement equipment. When performing measurements at a distance other than that specified, the results shall be extrapolated to the specified distance using an extrapolation factor of 20 dB/decade (inverse of linear distance for field-strength measurements, inverse of linear distance-squared for power-density measurements).

3.4.2 Test Procedures

1. Measurement is made at a semi-anechoic chamber that incorporates a turntable allowing a EUT rotation of 360°. A continuously-rotating, remotely-controlled turntable is installed at the test site to support the EUT and facilitate determination of the direction of maximum radiation for each EUT emission frequency. The EUT is placed at test table. For emissions testing at or below 1 GHz, the table height is 80 cm above the reference ground plane. For emission measurements above 1 GHz, the table height is 1.5 m
2. Measurement is made with the antenna positioned in both the horizontal and vertical planes of polarization. The measurement antenna is varied in height (1m ~ 4m) above the reference ground plane to obtain the maximum signal strength. Distance between EUT and antenna is 3 m.
3. This investigation is performed with the EUT rotated 360°, the antenna height scanned between 1 m and 4 m, and the antenna rotated to repeat the measurements for both the horizontal and vertical antenna polarizations.

Note:

1. 120kHz measurement bandwidth of test receiver and Quasi-peak detector is for radiated emission below 1GHz.
2. RBW=1MHz, VBW=3MHz and Peak detector is for peak measured value of radiated emission above 1GHz.
3. RBW=1MHz, VBW=1/T and Peak detector is for average measured value of radiated emission above 1GHz.

3.4.3 Test Setup

Unwanted Emissions below 1 GHz

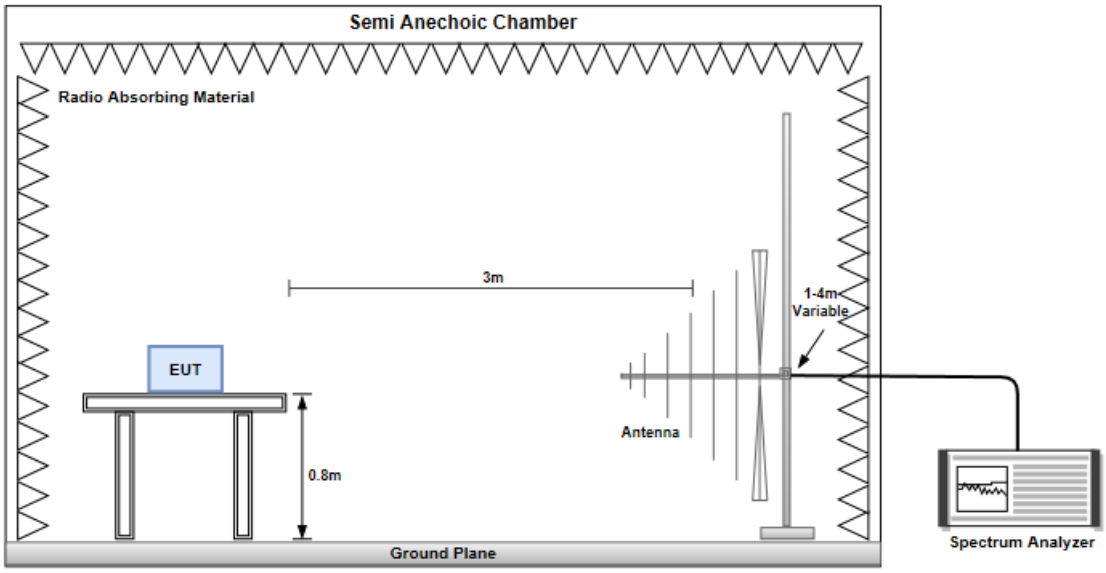

Unwanted Emissions above 1 GHz

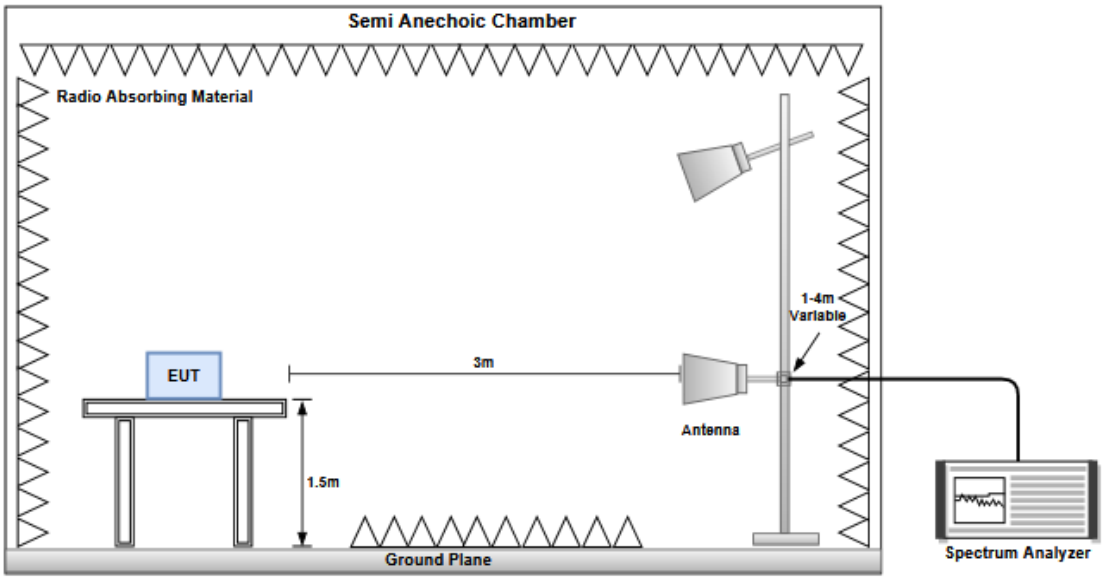

3.4.4 Test Results

Refer to Appendix D.

3.5 Frequency Stability

3.5.1 Limit of Frequency Stability

Manufacturers of U-NII devices are responsible for ensuring frequency stability such that an emission is maintained within the band of operation under all conditions of normal operation as specified in the user's manual.

3.5.2 Test Procedures

1. The EUT is installed in an environment test chamber with external power source.
2. Set the chamber to operate at 20 centigrade and external power source to output at nominal voltage of EUT.
3. A sufficient stabilization period at each temperature is used prior to each frequency measurement.
4. When temperature is stabled, measure the frequency stability.
5. The test shall be performed under normal and extreme condition for temperature and voltage.

3.5.3 Test Setup

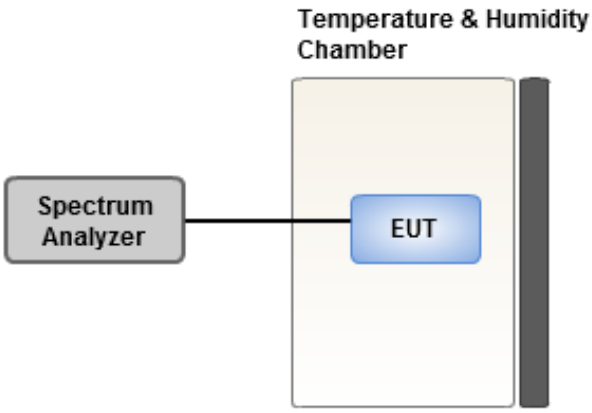

3.5.4 Test Results

Ambient Condition	22-25°C / 65-68%	**Tested By**	Roger Lu

Refer to Appendix E.

3.6 AC Power Line Conducted Emissions

3.6.1 Limit of AC Power Line Conducted Emissions

Conducted Emissions Limit		
Frequency Emission (MHz)	**Quasi-Peak**	**Average**
0.15-0.5	66 - 56 *	56 - 46 *
0.5-5	56	46
5-30	60	50
Note 1: * Decreases with the logarithm of the frequency.		

3.6.2 Test Procedures

1. The device is placed on a test table, raised 80 cm above the reference ground plane. The vertical conducting plane is located 40 cm to the rear of the device.
2. The device is connected to line impedance stabilization network (LISN) and other accessories are connected to other LISN. Measured levels of AC power line conducted emission are across the 50 Ω LISN port.
3. AC conducted emission measurements is made over frequency range from 150 kHz to 30 MHz.
4. This measurement was performed with AC 120V/60Hz

3.6.3 Test Setup

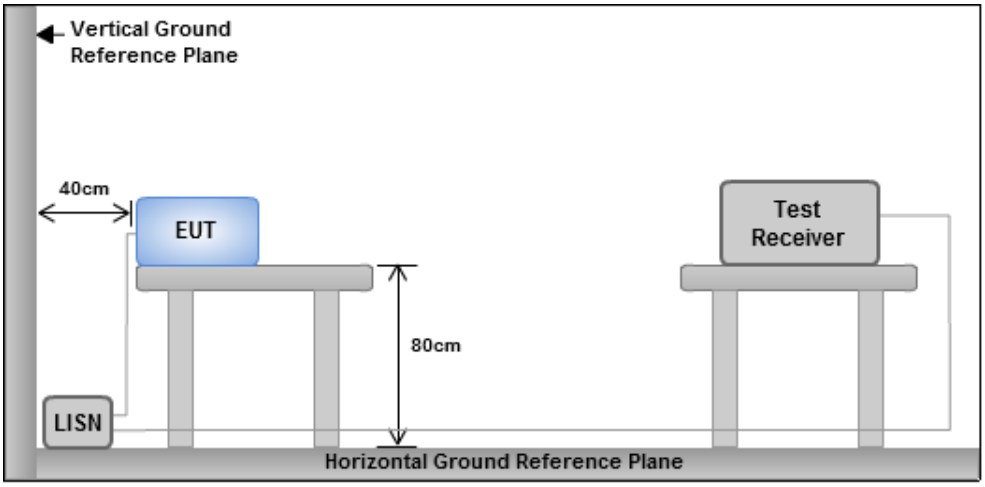

Note: 1. Support units were connected to second LISN.
2. Both of LISNs (AMN) are 80 cm from EUT and at least 80 cm from other units and other metal planes

3.6.4 Test Results

Refer to Appendix F.

4 Test laboratory information

Established in 2012, ICC provides foremost EMC & RF Testing and advisory consultation services by our skilled engineers and technicians. Our services employ a wide variety of advanced edge test equipment and one of the widest certification extents in the business.

International Certification Corporation (EMC and Wireless Communication Laboratory), it is our definitive objective is to institute long term, trust-based associations with our clients. The expectation we set up with our clients is based on outstanding service, practical expertise and devotion to a certified value structure. Our passion is to grant our clients with best EMC / RF services by oriented knowledgeable and accommodating staff.

Our Test sites are located at Linkou District and Kwei Shan District. Location map can be found on our website https://www.icertifi.com.tw.

Linkou

Tel: 886-2-2601-1640

No.30-2, Ding Fwu Tsuen, Lin Kou District, New Taipei City, Taiwan (R.O.C.)

Kwei Shan

Tel: 886-3-271-8666

No.3-1, Lane 6, Wen San 3rd St., Kwei Shan Dist., Tao Yuan City 33381, Taiwan (R.O.C.)

No.2-1, Lane 6, Wen San 3rd St., Kwei Shan Dist., Tao Yuan City 33381, Taiwan (R.O.C.)

Kwei Shan Site II

Tel: 886-3-271-8640

No.14-1, Lane 19, Wen San 3rd St., Kwei Shan Dist., Tao Yuan City 33381, Taiwan (R.O.C.)

Zhonghe

Tel: 886-2-2222-0288

1F, No. 6, Jiankang Road, Zhonghe District, New Taipei City 235045, Taiwan (R.O.C.)

If you have any suggestion, please feel free to contact us as below information.

Tel: 886-3-271-8666
Fax: 886-3-318-0345
Email: ICC_Service@icertifi.com.tw

═══END═══

Non-beamforming mode

Summary

Mode	Max-N dB (Hz)	Max-OBW (Hz)	ITU-Code	Min-N dB (Hz)	Min-OBW (Hz)
5.15-5.25GHz	-	-	-	-	-
802.11a_Nss1,(6Mbps)_5TX	36.63M	16.728M	16M7D1D	24.64M	16.424M
802.11be EHT20_Nss1,(MCS0)_5TX	37.345M	19.021M	19M0D1D	25.685M	18.878M
802.11be EHT40_Nss1,(MCS0)_5TX	67.32M	37.768M	37M8D1D	39.38M	37.553M
802.11be EHT80_Nss1,(MCS0)_5TX	83.16M	76.969M	77M0D1D	80.08M	76.821M
802.11be EHT160_Nss1,(MCS0)_5TX	80.16M	77.604M	77M6D1D	80.08M	77.429M
5.25-5.35GHz	-	-	-	-	-
802.11a_Nss1,(6Mbps)_5TX	25.685M	16.378M	16M4D1D	18.15M	16.324M
802.11be EHT20_Nss1,(MCS0)_5TX	21.835M	18.86M	18M9D1D	19.745M	18.819M
802.11be EHT40_Nss1,(MCS0)_5TX	39.71M	37.563M	37M6D1D	39.38M	37.455M
802.11be EHT80_Nss1,(MCS0)_5TX	80.08M	77M	77M0D1D	80.08M	76.786M
802.11be EHT160_Nss1,(MCS0)_5TX	80.24M	77.565M	77M6D1D	80M	77.457M
5.47-5.725GHz	-	-	-	-	-
802.11a_Nss1,(6Mbps)_5TX	26.51M	16.39M	16M4D1D	14.19M	13.159M
802.11be EHT20_Nss1,(MCS0)_5TX	26.565M	18.859M	18M9D1D	14.94M	14.406M
802.11be EHT40_Nss1,(MCS0)_5TX	41.8M	37.577M	37M6D1D	34.72M	33.48M
802.11be EHT80_Nss1,(MCS0)_5TX	80.3M	77.059M	77M1D1D	75M	72.705M
802.11be EHT160_Nss1,(MCS0)_5TX	162.36M	155.507M	156MD1D	161.92M	155.195M
5.725-5.85GHz	-	-	-	-	-
802.11a_Nss1,(6Mbps)_5TX	16.28M	16.574M	16M6D1D	3.1M	3.282M
802.11be EHT20_Nss1,(MCS0)_5TX	18.865M	18.979M	19M0D1D	4.44M	4.465M
802.11be EHT40_Nss1,(MCS0)_5TX	37.07M	38.025M	38M0D1D	4M	4.02M
802.11be EHT80_Nss1,(MCS0)_5TX	75.24M	77.246M	77M2D1D	3.94M	4.023M

Max-N dB = Maximum 6dB down bandwidth for 5.725-5.85GHz band / Maximum 26dB down bandwidth for other band;
Max-OBW = Maximum 99% occupied bandwidth;
Min-N dB = Minimum 6dB down bandwidth for 5.725-5.85GHz band / Maximum 26dB down bandwidth for other band;
Min-OBW = Minimum 99% occupied bandwidth

Result

Mode	Result	Limit (Hz)	Port 1-N dB (Hz)	Port 1-OBW (Hz)	Port 2-N dB (Hz)	Port 2-OBW (Hz)	Port 3-N dB (Hz)	Port 3-OBW (Hz)	Port 4-N dB (Hz)	Port 4-OBW (Hz)	Port 5-N dB (Hz)	Port 5-OBW (Hz)
802.11a_Nss1,(6Mbps)_5TX												
5180MHz	Pass	Inf	25.135M	16.438M	25.85M	16.448M	26.51M	16.445M	26.73M	16.461M	24.64M	16.424M
5200MHz	Pass	Inf	36.08M	16.688M	33.22M	16.724M	36.63M	16.728M	36.08M	16.653M	32.615M	16.639M
5240MHz	Pass	Inf	32.34M	16.486M	31.68M	16.511M	31.515M	16.497M	30.965M	16.479M	31.295M	16.451M
5260MHz	Pass	Inf	18.37M	16.327M	18.37M	16.344M	18.26M	16.325M	18.15M	16.324M	18.15M	16.325M
5300MHz	Pass	Inf	19.47M	16.36M	20.57M	16.377M	20.405M	16.359M	21.065M	16.367M	21.56M	16.374M
5320MHz	Pass	Inf	22M	16.366M	22.495M	16.375M	25.685M	16.367M	20.13M	16.378M	23.045M	16.374M
5500MHz	Pass	Inf	19.525M	16.366M	20.35M	16.386M	23.43M	16.368M	22M	16.39M	26.51M	16.377M
5580MHz	Pass	Inf	18.315M	16.316M	18.26M	16.331M	18.205M	16.318M	18.205M	16.328M	18.315M	16.332M
5700MHz	Pass	Inf	22.825M	16.369M	22.99M	16.385M	22.11M	16.345M	23.815M	16.373M	23.375M	16.369M
5720MHz Straddle 5.47-5.725GHz	Pass	Inf	14.265M	13.181M	14.19M	13.172M	14.235M	13.159M	14.22M	13.175M	14.205M	13.178M
5720MHz Straddle 5.725-5.85GHz	Pass	500k	3.12M	3.328M	3.12M	3.311M	3.12M	3.282M	3.1M	3.309M	3.12M	3.313M
5745MHz	Pass	500k	16.28M	16.47M	16.28M	16.44M	16.28M	16.411M	15.895M	16.499M	16.005M	16.496M
5785MHz	Pass	500k	16.28M	16.574M	16.28M	16.468M	15.895M	16.464M	15.895M	16.523M	15.895M	16.563M
5825MHz	Pass	500k	15.62M	16.478M	15.895M	16.486M	15.675M	16.463M	15.895M	16.486M	16.28M	16.528M
802.11be EHT20_Nss1,(MCS0)_5TX												
5180MHz	Pass	Inf	29.15M	18.898M	26.51M	18.891M	28.105M	18.91M	25.905M	18.878M	25.685M	18.894M
5200MHz	Pass	Inf	35.585M	19.005M	37.125M	19.006M	37.345M	19.007M	32.725M	18.991M	32.945M	18.999M
5240MHz	Pass	Inf	34.045M	18.991M	37.235M	19.008M	34.98M	19.021M	33.165M	18.966M	36.3M	18.96M
5260MHz	Pass	Inf	19.91M	18.832M	19.745M	18.829M	19.8M	18.836M	19.8M	18.819M	19.8M	18.839M
5300MHz	Pass	Inf	21.835M	18.859M	21.835M	18.85M	19.965M	18.853M	19.8M	18.838M	19.855M	18.855M
5320MHz	Pass	Inf	21.78M	18.86M	19.8M	18.85M	19.965M	18.85M	19.8M	18.857M	19.855M	18.859M
5500MHz	Pass	Inf	21.56M	18.859M	23.375M	18.847M	23.21M	18.857M	26.565M	18.854M	22.165M	18.856M
5580MHz	Pass	Inf	19.91M	18.82M	19.8M	18.816M	19.8M	18.828M	19.8M	18.831M	19.745M	18.835M
5700MHz	Pass	Inf	24.53M	18.853M	20.075M	18.837M	20.9M	18.843M	19.8M	18.83M	26.18M	18.857M
5720MHz Straddle 5.47-5.725GHz	Pass	Inf	15M	14.406M	14.94M	14.407M	14.955M	14.419M	14.94M	14.425M	14.97M	14.417M
5720MHz Straddle 5.725-5.85GHz	Pass	500k	4.44M	4.475M	4.44M	4.465M	4.44M	4.476M	4.44M	4.469M	4.44M	4.476M
5745MHz	Pass	500k	18.81M	18.903M	18.645M	18.892M	18.81M	18.901M	18.645M	18.913M	18.7M	18.929M
5785MHz	Pass	500k	18.81M	18.946M	18.425M	18.933M	18.7M	18.95M	18.535M	18.935M	18.48M	18.979M
5825MHz	Pass	500k	18.59M	18.934M	18.755M	18.92M	18.48M	18.928M	18.865M	18.927M	18.81M	18.957M
802.11be EHT40_Nss1,(MCS0)_5TX												
5190MHz	Pass	Inf	39.6M	37.559M	39.38M	37.553M	47.08M	37.569M	42.79M	37.553M	39.6M	37.578M
5230MHz	Pass	Inf	57.2M	37.768M	67.32M	37.738M	62.26M	37.727M	57.64M	37.698M	55.88M	37.664M
5270MHz	Pass	Inf	39.49M	37.455M	39.38M	37.5M	39.38M	37.525M	39.49M	37.468M	39.49M	37.479M
5310MHz	Pass	Inf	39.6M	37.554M	39.71M	37.515M	39.49M	37.52M	39.49M	37.505M	39.38M	37.563M
5510MHz	Pass	Inf	39.71M	37.549M	39.6M	37.5M	39.6M	37.566M	41.47M	37.533M	39.6M	37.502M
5550MHz	Pass	Inf	39.49M	37.48M	39.49M	37.47M	39.38M	37.471M	39.38M	37.483M	39.38M	37.452M
5670MHz	Pass	Inf	41.8M	37.56M	39.49M	37.552M	39.6M	37.546M	39.38M	37.535M	39.49M	37.577M

Mode	Result	Limit (Hz)	Port 1-N dB (Hz)	Port 1-OBW (Hz)	Port 2-N dB (Hz)	Port 2-OBW (Hz)	Port 3-N dB (Hz)	Port 3-OBW (Hz)	Port 4-N dB (Hz)	Port 4-OBW (Hz)	Port 5-N dB (Hz)	Port 5-OBW (Hz)
5710MHz Straddle 5.47-5.725GHz	Pass	Inf	34.79M	33.56M	34.755M	33.546M	34.755M	33.48M	34.79M	33.543M	34.72M	33.511M
5710MHz Straddle 5.725-5.85GHz	Pass	500k	4M	4.035M	4M	4.028M	4M	4.034M	4.02M	4.02M	4M	4.03M
5755MHz	Pass	500k	34.1M	37.821M	36.74M	37.783M	33.77M	37.768M	35.42M	37.825M	35.97M	37.903M
5795MHz	Pass	500k	33.88M	37.894M	35.53M	37.89M	34.1M	37.817M	36.96M	37.883M	37.07M	38.025M
802.11be EHT80_Nss1,(MCS0)_5TX												
5210MHz	Pass	Inf	80.3M	76.953M	80.08M	76.842M	80.3M	76.929M	80.96M	76.821M	83.16M	76.969M
5290MHz	Pass	Inf	80.08M	76.932M	80.08M	77M	80.08M	76.786M	80.08M	76.88M	80.08M	76.969M
5530MHz	Pass	Inf	80.08M	77.059M	80.3M	76.953M	80.3M	76.898M	80.08M	77.013M	80.08M	76.922M
5610MHz	Pass	Inf	79.86M	76.824M	80.08M	76.809M	79.86M	76.887M	80.08M	76.895M	80.08M	76.697M
5690MHz Straddle 5.47-5.725GHz	Pass	Inf	75M	72.918M	75M	72.78M	75M	72.705M	75M	72.809M	75M	72.839M
5690MHz Straddle 5.725-5.85GHz	Pass	500k	4M	4.032M	3.98M	4.025M	3.94M	4.03M	4M	4.023M	3.98M	4.028M
5775MHz	Pass	500k	75.24M	77.173M	74.8M	77.246M	71.28M	77.036M	70.18M	77.236M	71.5M	77.136M
802.11be EHT160_Nss1,(MCS0)_5TX												
5250MHz Straddle 5.15-5.25GHz	Pass	Inf	80.16M	77.604M	80.08M	77.429M	80.16M	77.477M	80.16M	77.515M	80.08M	77.476M
5250MHz Straddle 5.25-5.35GHz	Pass	Inf	80.08M	77.499M	80.16M	77.565M	80M	77.457M	80.24M	77.513M	80.24M	77.479M
5570MHz	Pass	Inf	162.36M	155.195M	161.92M	155.211M	161.92M	155.455M	162.36M	155.507M	162.36M	155.345M

Port X-N dB = Port X 6dB down bandwidth for 5.725-5.85GHz band / 26dB down bandwidth for other band
Port X-OBW = Port X 99% occupied bandwidth

5.15-5.25GHz_802.11a_Nss1,(6Mbps)_5TX **EBW**

5180MHz

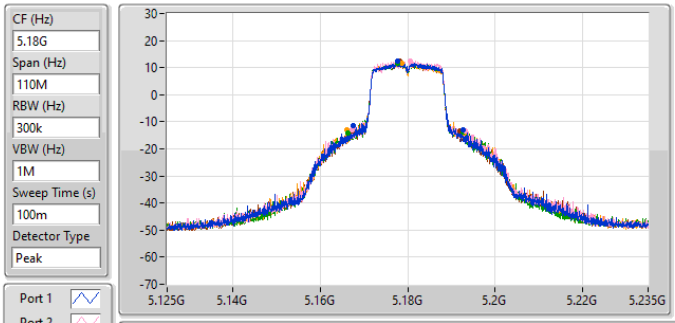

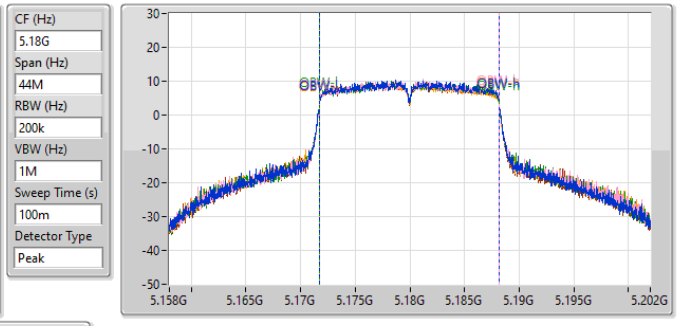

26dB(Hz)	Fl-26dB(Hz)	Fh-26dB(Hz)	OBW(Hz)	Fl-OBW(Hz)	Fh-OBW(Hz)	Limit(Hz)	Port
25.135M	5.16757G	5.192705G	16.438M	5.171735G	5.188173G	Inf	1
25.85M	5.16724G	5.19309G	16.448M	5.171741G	5.188189G	Inf	2
26.51M	5.16625G	5.19276G	16.445M	5.171724G	5.18817G	Inf	3
26.73M	5.166195G	5.192925G	16.461M	5.1717G	5.188161G	Inf	4
24.64M	5.16724G	5.19188G	16.424M	5.171732G	5.188156G	Inf	5

5.15-5.25GHz_802.11a_Nss1,(6Mbps)_5TX **EBW**

5200MHz

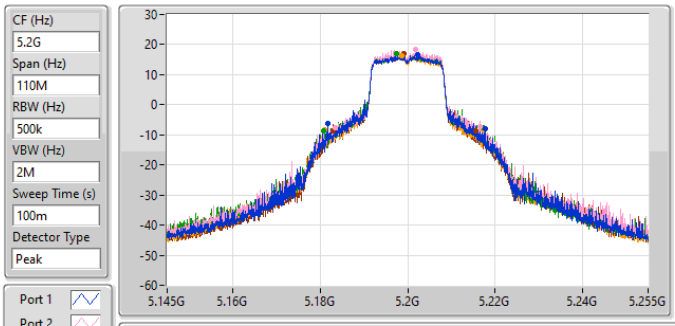

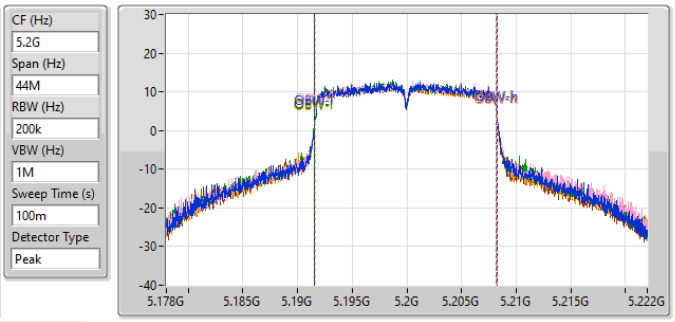

26dB(Hz)	Fl-26dB(Hz)	Fh-26dB(Hz)	OBW(Hz)	Fl-OBW(Hz)	Fh-OBW(Hz)	Limit(Hz)	Port
36.08M	5.18163G	5.21771G	16.688M	5.19157G	5.208258G	Inf	1
33.22M	5.183335G	5.216555G	16.724M	5.191589G	5.208313G	Inf	2
36.63M	5.180695G	5.217325G	16.728M	5.191545G	5.208273G	Inf	3
36.08M	5.181135G	5.217215G	16.653M	5.191557G	5.20821G	Inf	4
32.615M	5.18295G	5.215565G	16.639M	5.191581G	5.208219G	Inf	5

5.15-5.25GHz_802.11a_Nss1,(6Mbps)_5TX **EBW**

5240MHz

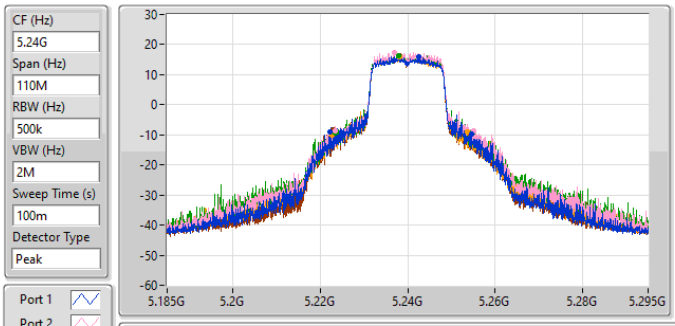

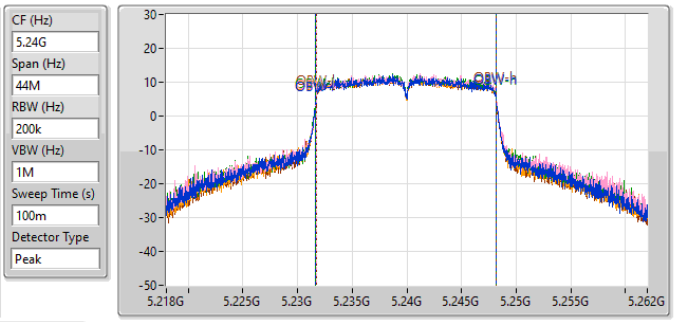

26dB(Hz)	Fl-26dB(Hz)	Fh-26dB(Hz)	OBW(Hz)	Fl-OBW(Hz)	Fh-OBW(Hz)	Limit(Hz)	Port
32.34M	5.222345G	5.254685G	16.486M	5.231674G	5.24816G	Inf	1
31.68M	5.223445G	5.255125G	16.511M	5.231686G	5.248196G	Inf	2
31.515M	5.223335G	5.25485G	16.497M	5.231674G	5.248171G	Inf	3
30.965M	5.222675G	5.25364G	16.479M	5.231674G	5.248153G	Inf	4
31.295M	5.22284G	5.254135G	16.451M	5.231702G	5.248153G	Inf	5

5.25-5.35GHz_802.11a_Nss1,(6Mbps)_5TX **EBW**

5260MHz

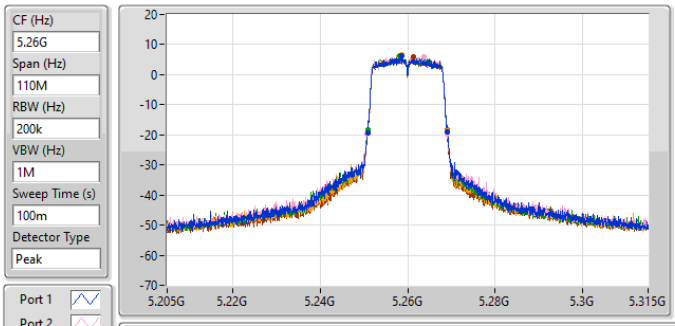

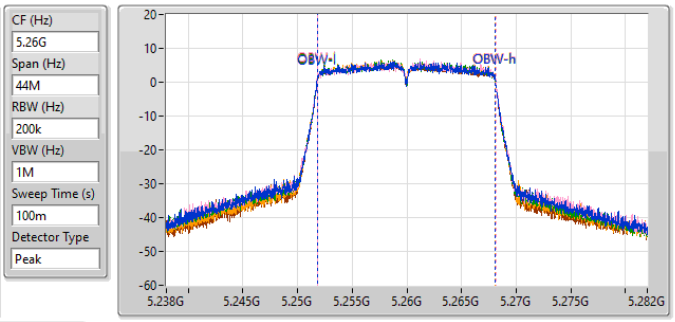

26dB(Hz)	Fl-26dB(Hz)	Fh-26dB(Hz)	OBW(Hz)	Fl-OBW(Hz)	Fh-OBW(Hz)	Limit(Hz)	Port
18.37M	5.250815G	5.269185G	16.327M	5.251784G	5.26811G	Inf	1
18.37M	5.25076G	5.26913G	16.344M	5.251791G	5.268136G	Inf	2
18.26M	5.25087G	5.26913G	16.325M	5.251782G	5.268107G	Inf	3
18.15M	5.25087G	5.26902G	16.324M	5.251782G	5.268107G	Inf	4
18.15M	5.25087G	5.26902G	16.325M	5.251787G	5.268112G	Inf	5

5.25-5.35GHz_802.11a_Nss1,(6Mbps)_5TX **EBW**

5300MHz

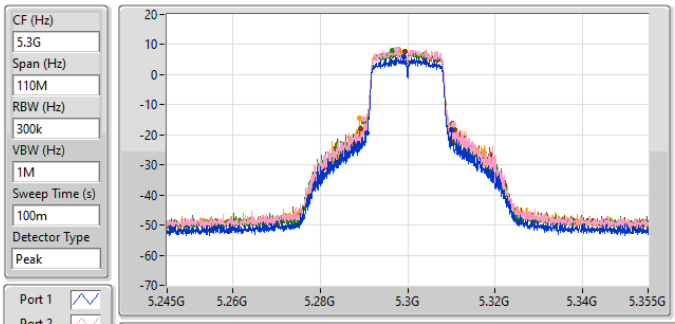

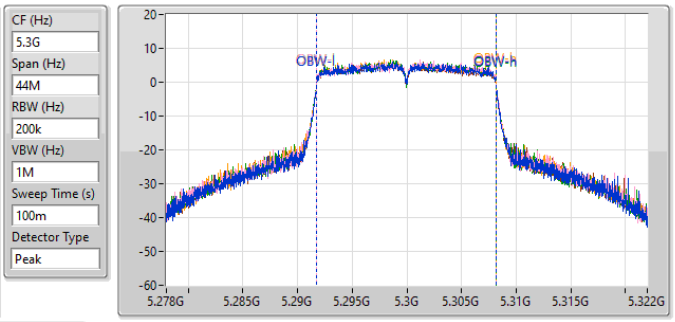

26dB(Hz)	Fl-26dB(Hz)	Fh-26dB(Hz)	OBW(Hz)	Fl-OBW(Hz)	Fh-OBW(Hz)	Limit(Hz)	Port
19.47M	5.290595G	5.310065G	16.36M	5.291773G	5.308133G	Inf	1
20.57M	5.28988G	5.31045G	16.377M	5.291769G	5.308146G	Inf	2
20.405M	5.289935G	5.31034G	16.359M	5.291768G	5.308127G	Inf	3
21.065M	5.28911G	5.310175G	16.367M	5.291758G	5.308125G	Inf	4
21.56M	5.28922G	5.31078G	16.374M	5.291759G	5.308134G	Inf	5

5.25-5.35GHz_802.11a_Nss1,(6Mbps)_5TX **EBW**

5320MHz

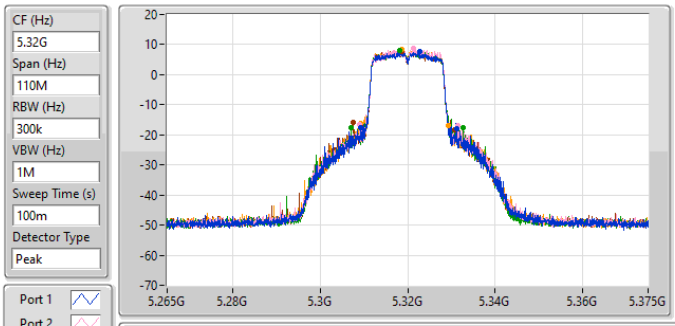

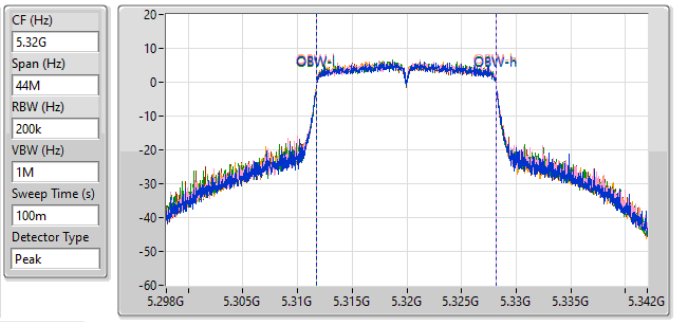

26dB(Hz)	Fl-26dB(Hz)	Fh-26dB(Hz)	OBW(Hz)	Fl-OBW(Hz)	Fh-OBW(Hz)	Limit(Hz)	Port
22M	5.30922G	5.33122G	16.366M	5.31177G	5.328136G	Inf	1
22.495M	5.308945G	5.33144G	16.375M	5.311774G	5.328149G	Inf	2
25.685M	5.307075G	5.33276G	16.367M	5.311762G	5.328129G	Inf	3
20.13M	5.309275G	5.329405G	16.378M	5.311754G	5.328132G	Inf	4
23.045M	5.307625G	5.33067G	16.374M	5.311757G	5.328131G	Inf	5

5.47-5.725GHz_802.11a_Nss1,(6Mbps)_5TX **EBW**

5500MHz

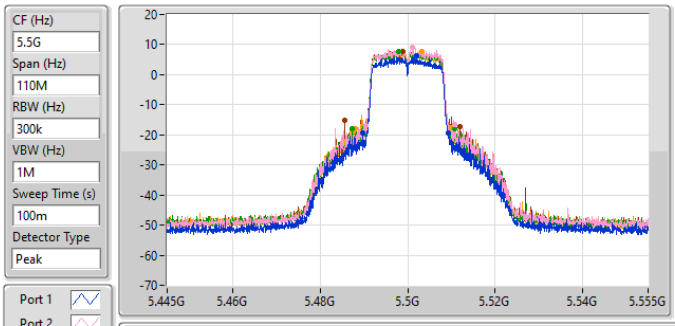

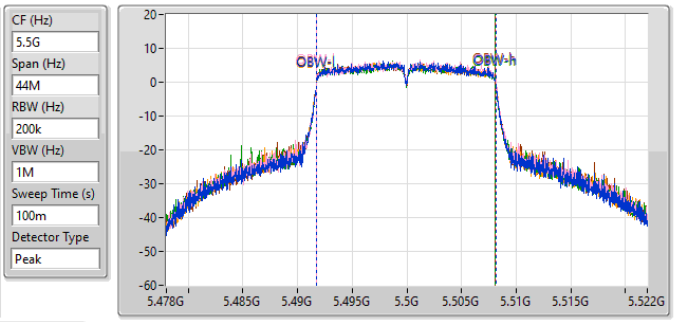

26dB(Hz)	Fl-26dB(Hz)	Fh-26dB(Hz)	OBW(Hz)	Fl-OBW(Hz)	Fh-OBW(Hz)	Limit(Hz)	Port
19.525M	5.489715G	5.50924G	16.366M	5.491757G	5.508123G	Inf	1
20.35M	5.490485G	5.510835G	16.386M	5.491766G	5.508152G	Inf	2
23.43M	5.48735G	5.51078G	16.368M	5.491748G	5.508116G	Inf	3
22M	5.48812G	5.51012G	16.39M	5.491733G	5.508123G	Inf	4
26.51M	5.485535G	5.512045G	16.377M	5.491745G	5.508121G	Inf	5

5.47-5.725GHz_802.11a_Nss1,(6Mbps)_5TX **EBW**

5580MHz

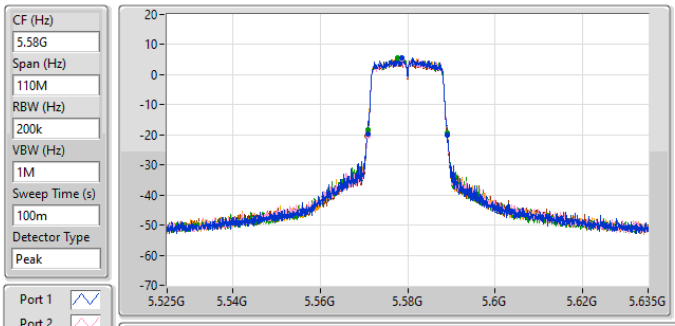

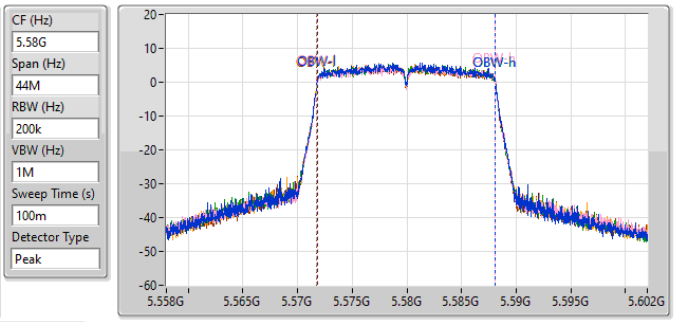

26dB(Hz)	Fl-26dB(Hz)	Fh-26dB(Hz)	OBW(Hz)	Fl-OBW(Hz)	Fh-OBW(Hz)	Limit(Hz)	Port
18.315M	5.570815G	5.58913G	16.316M	5.571789G	5.588105G	Inf	1
18.26M	5.57087G	5.58913G	16.331M	5.57179G	5.588121G	Inf	2
18.205M	5.57087G	5.589075G	16.318M	5.571787G	5.588105G	Inf	3
18.205M	5.570815G	5.58902G	16.328M	5.571777G	5.588105G	Inf	4
18.315M	5.57076G	5.589075G	16.332M	5.571778G	5.58811G	Inf	5

5.47-5.725GHz_802.11a_Nss1,(6Mbps)_5TX **EBW**

5700MHz

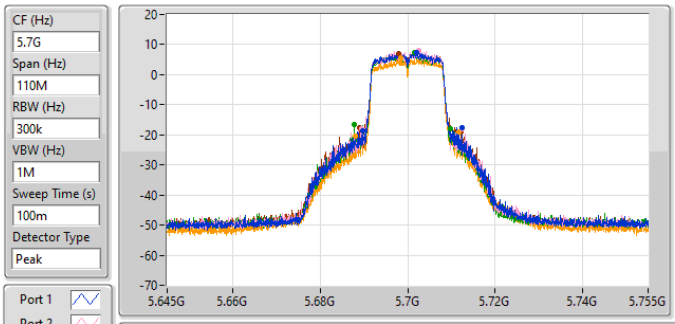

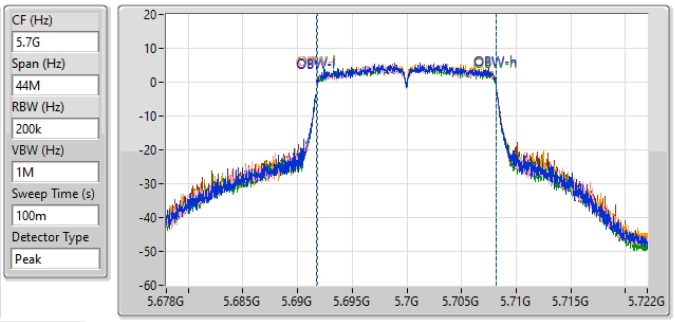

26dB(Hz)	Fl-26dB(Hz)	Fh-26dB(Hz)	OBW(Hz)	Fl-OBW(Hz)	Fh-OBW(Hz)	Limit(Hz)	Port
22.825M	5.689605G	5.71243G	16.369M	5.691778G	5.708147G	Inf	1
22.99M	5.689495G	5.712485G	16.385M	5.691771G	5.708155G	Inf	2
22.11M	5.68779G	5.7099G	16.345M	5.691794G	5.70814G	Inf	3
23.815M	5.68801G	5.711825G	16.373M	5.691791G	5.708164G	Inf	4
23.375M	5.68889G	5.712265G	16.369M	5.691776G	5.708145G	Inf	5

5.47-5.725GHz_802.11a_Nss1,(6Mbps)_5TX **EBW**

5720MHz Straddle 5.47-5.725GHz

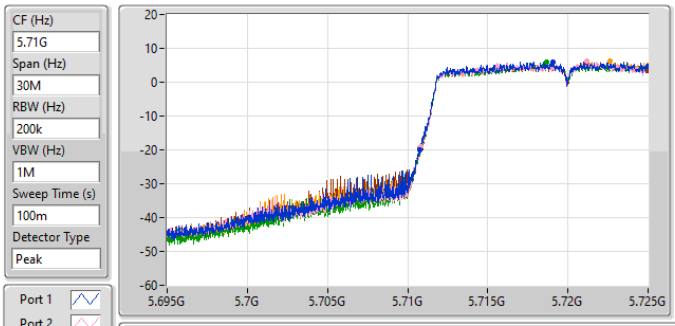

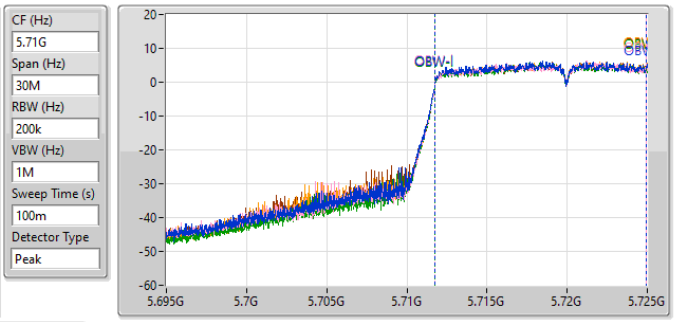

26dB(Hz)	Fl-26dB(Hz)	Fh-26dB(Hz)	OBW(Hz)	Fl-OBW(Hz)	Fh-OBW(Hz)	Limit(Hz)	Port
14.265M	5.710735G	5.725G	13.181M	5.711762G	5.724943G	Inf	1
14.19M	5.71081G	5.725G	13.172M	5.711767G	5.724939G	Inf	2
14.235M	5.710765G	5.725G	13.159M	5.711772G	5.724931G	Inf	3
14.22M	5.71078G	5.725G	13.175M	5.711777G	5.724952G	Inf	4
14.205M	5.710795G	5.725G	13.178M	5.711769G	5.724947G	Inf	5

5.725-5.85GHz_802.11a_Nss1,(6Mbps)_5TX **EBW**

5720MHz Straddle 5.725-5.85GHz

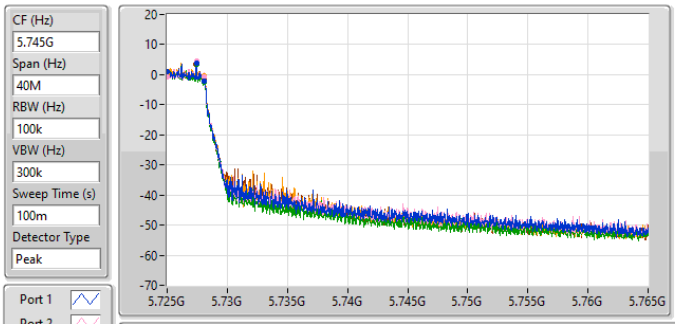

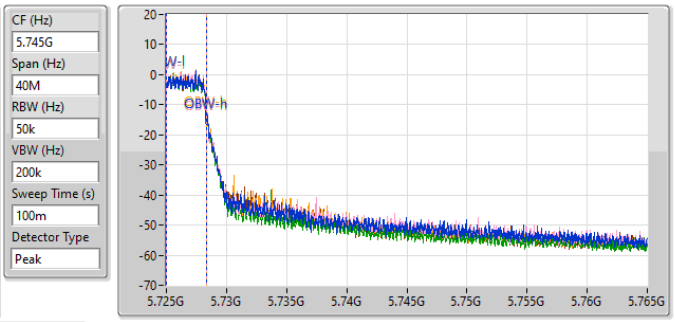

6dB(Hz)	Fl-6dB(Hz)	Fh-6dB(Hz)	OBW(Hz)	Fl-OBW(Hz)	Fh-OBW(Hz)	Limit(Hz)	Port
3.12M	5.725G	5.72812G	3.328M	5.725016G	5.728344G	500k	1
3.12M	5.725G	5.72812G	3.311M	5.725021G	5.728332G	500k	2
3.12M	5.725G	5.72812G	3.282M	5.725018G	5.728299G	500k	3
3.1M	5.725G	5.7281G	3.309M	5.725019G	5.728328G	500k	4
3.12M	5.725G	5.72812G	3.313M	5.725017G	5.72833G	500k	5

5.725-5.85GHz_802.11a_Nss1,(6Mbps)_5TX **EBW**

5745MHz

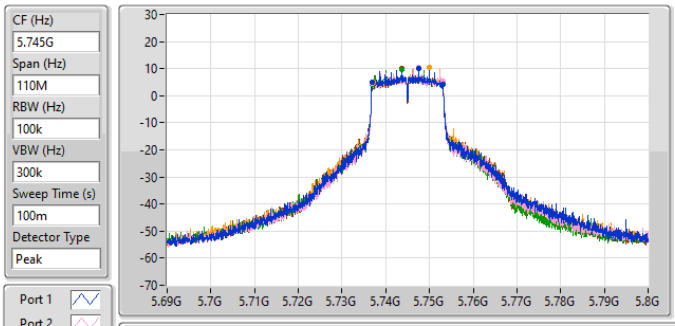

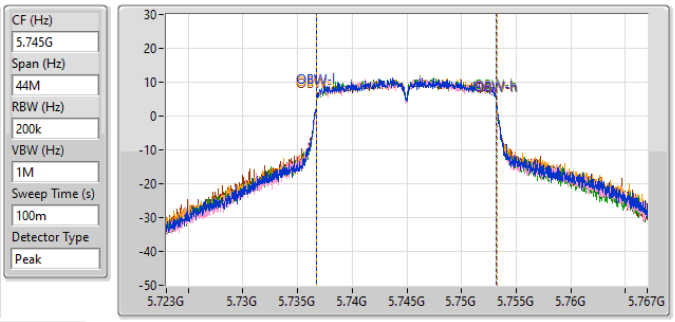

6dB(Hz)	Fl-6dB(Hz)	Fh-6dB(Hz)	OBW(Hz)	Fl-OBW(Hz)	Fh-OBW(Hz)	Limit(Hz)	Port
16.28M	5.736805G	5.753085G	16.47M	5.736745G	5.753215G	500k	1
16.28M	5.736805G	5.753085G	16.44M	5.736755G	5.753195G	500k	2
16.28M	5.736805G	5.753085G	16.411M	5.736775G	5.753186G	500k	3
15.895M	5.73719G	5.753085G	16.499M	5.736764G	5.753263G	500k	4
16.005M	5.73708G	5.753085G	16.496M	5.736733G	5.753229G	500k	5

5.725-5.85GHz_802.11a_Nss1,(6Mbps)_5TX **EBW**

5785MHz

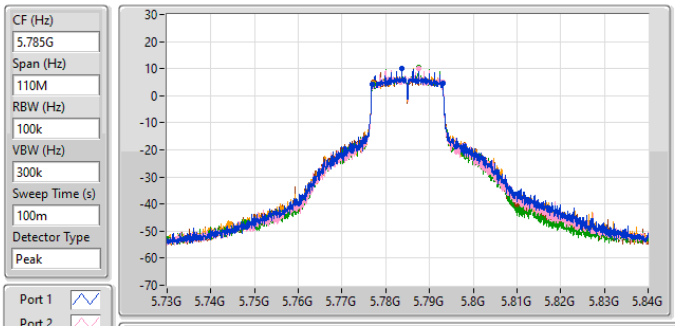

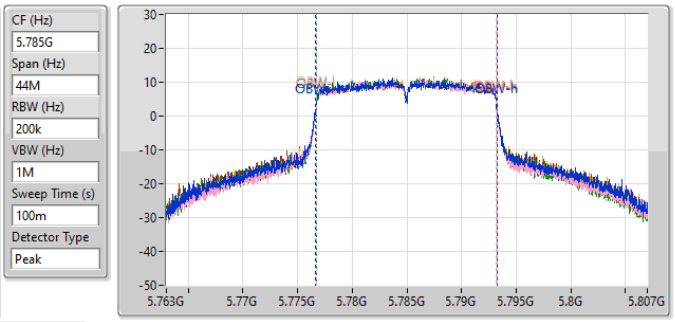

6dB(Hz)	Fl-6dB(Hz)	Fh-6dB(Hz)	OBW(Hz)	Fl-OBW(Hz)	Fh-OBW(Hz)	Limit(Hz)	Port
16.28M	5.776805G	5.793085G	16.574M	5.776672G	5.793246G	500k	1
16.28M	5.776805G	5.793085G	16.468M	5.776728G	5.793195G	500k	2
15.895M	5.77719G	5.793085G	16.464M	5.776737G	5.793201G	500k	3
15.895M	5.77719G	5.793085G	16.523M	5.776727G	5.79325G	500k	4
15.895M	5.77719G	5.793085G	16.563M	5.776666G	5.793229G	500k	5

5.725-5.85GHz_802.11a_Nss1,(6Mbps)_5TX **EBW**

5825MHz

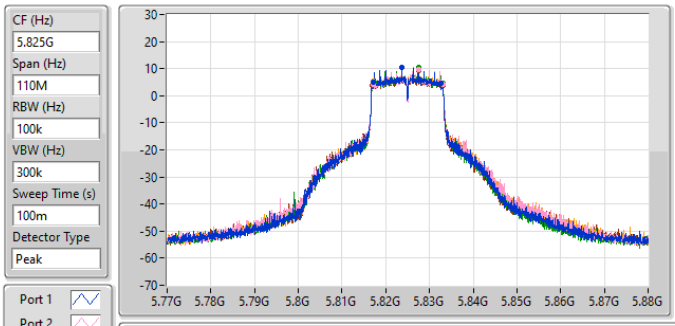

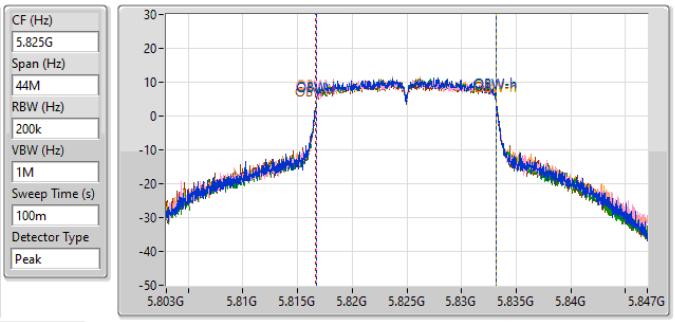

6dB(Hz)	Fl-6dB(Hz)	Fh-6dB(Hz)	OBW(Hz)	Fl-OBW(Hz)	Fh-OBW(Hz)	Limit(Hz)	Port
15.62M	5.81708G	5.8327G	16.478M	5.816688G	5.833166G	500k	1
15.895M	5.81719G	5.833085G	16.486M	5.816704G	5.833191G	500k	2
15.675M	5.81741G	5.833085G	16.463M	5.816719G	5.833182G	500k	3
15.895M	5.81719G	5.833085G	16.486M	5.816714G	5.8332G	500k	4
16.28M	5.816805G	5.833085G	16.528M	5.816665G	5.833193G	500k	5

5.15-5.25GHz_802.11be EHT20_Nss1,(MCS0)_5TX **EBW**

5180MHz

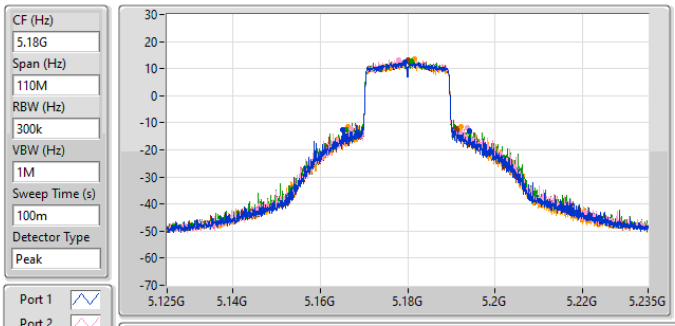

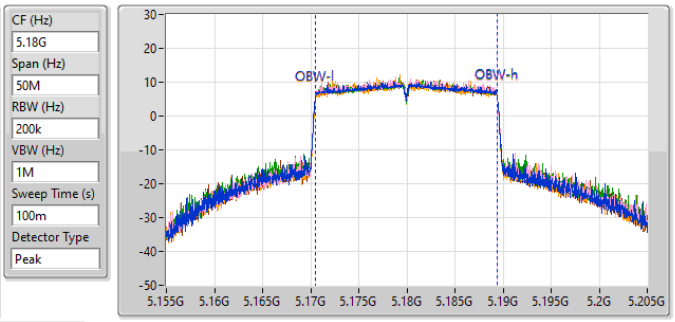

26dB(Hz)	Fl-26dB(Hz)	Fh-26dB(Hz)	OBW(Hz)	Fl-OBW(Hz)	Fh-OBW(Hz)	Limit(Hz)	Port
29.15M	5.165095G	5.194245G	18.898M	5.170504G	5.189402G	Inf	1
26.51M	5.16713G	5.19364G	18.891M	5.17051G	5.189401G	Inf	2
28.105M	5.166085G	5.19419G	18.91M	5.170492G	5.189401G	Inf	3
25.905M	5.16636G	5.192265G	18.878M	5.170521G	5.1894G	Inf	4
25.685M	5.165645G	5.19133G	18.894M	5.170507G	5.189401G	Inf	5

5.15-5.25GHz_802.11be EHT20_Nss1,(MCS0)_5TX **EBW**

5200MHz

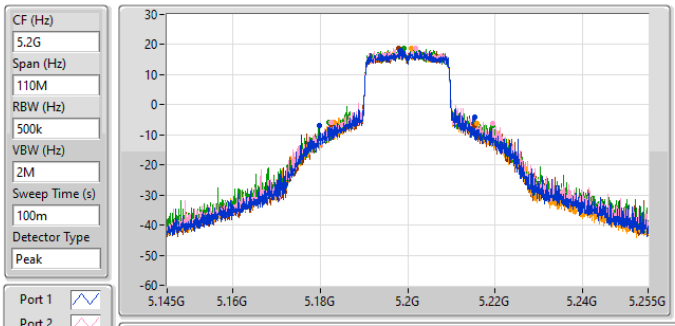

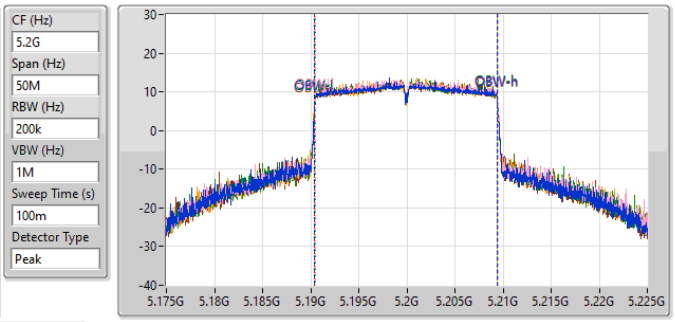

26dB(Hz)	Fl-26dB(Hz)	Fh-26dB(Hz)	OBW(Hz)	Fl-OBW(Hz)	Fh-OBW(Hz)	Limit(Hz)	Port
35.585M	5.17976G	5.215345G	19.005M	5.190434G	5.209439G	Inf	1
37.125M	5.182455G	5.21958G	19.006M	5.190452G	5.209459G	Inf	2
37.345M	5.182015G	5.21936G	19.007M	5.190442G	5.209449G	Inf	3
32.725M	5.183225G	5.21595G	18.991M	5.190436G	5.209426G	Inf	4
32.945M	5.18251G	5.215455G	18.999M	5.190439G	5.209439G	Inf	5

5.15-5.25GHz_802.11be EHT20_Nss1,(MCS0)_5TX **EBW**

5240MHz

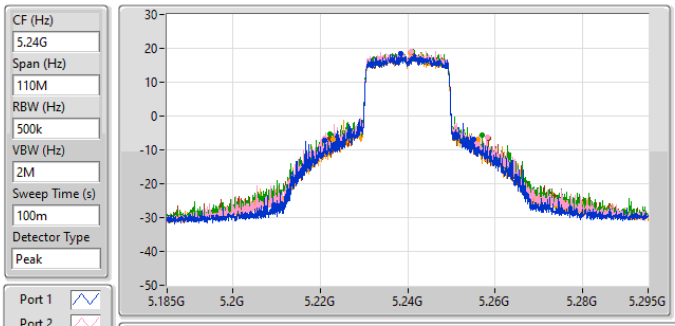

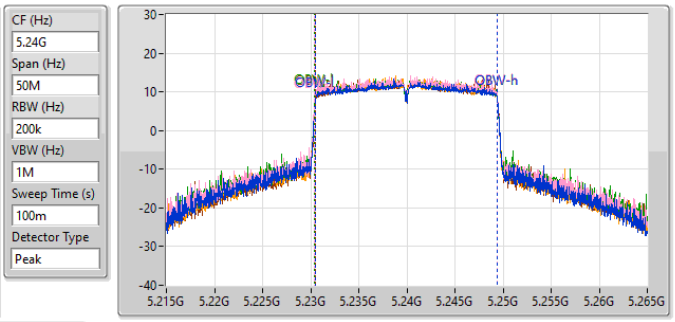

26dB(Hz)	Fl-26dB(Hz)	Fh-26dB(Hz)	OBW(Hz)	Fl-OBW(Hz)	Fh-OBW(Hz)	Limit(Hz)	Port
34.045M	5.221025G	5.25507G	18.991M	5.230445G	5.249437G	Inf	1
37.235M	5.22097G	5.258205G	19.008M	5.23043G	5.249437G	Inf	2
34.98M	5.222125G	5.257105G	19.021M	5.230422G	5.249443G	Inf	3
33.165M	5.22295G	5.256115G	18.966M	5.23045G	5.249415G	Inf	4
36.3M	5.222125G	5.258425G	18.96M	5.230478G	5.249438G	Inf	5

5.25-5.35GHz_802.11be EHT20_Nss1,(MCS0)_5TX **EBW**

5260MHz

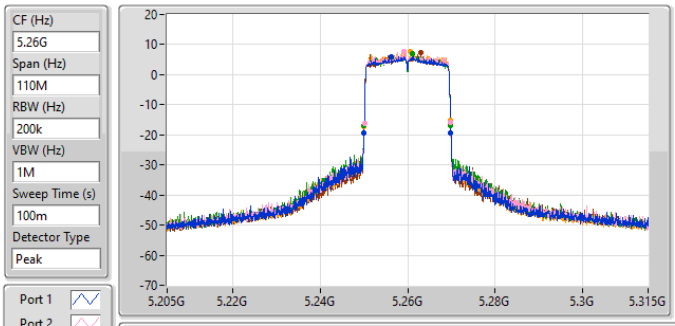

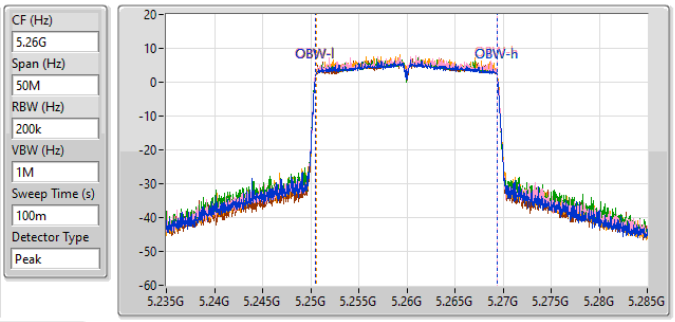

26dB(Hz)	Fl-26dB(Hz)	Fh-26dB(Hz)	OBW(Hz)	Fl-OBW(Hz)	Fh-OBW(Hz)	Limit(Hz)	Port
19.91M	5.24999G	5.2699G	18.832M	5.250532G	5.269364G	Inf	1
19.745M	5.2501G	5.269845G	18.829M	5.250536G	5.269364G	Inf	2
19.8M	5.250045G	5.269845G	18.836M	5.250522G	5.269359G	Inf	3
19.8M	5.250045G	5.269845G	18.819M	5.250555G	5.269374G	Inf	4
19.8M	5.250045G	5.269845G	18.839M	5.250536G	5.269375G	Inf	5

5.25-5.35GHz_802.11be EHT20_Nss1,(MCS0)_5TX **EBW**

5300MHz

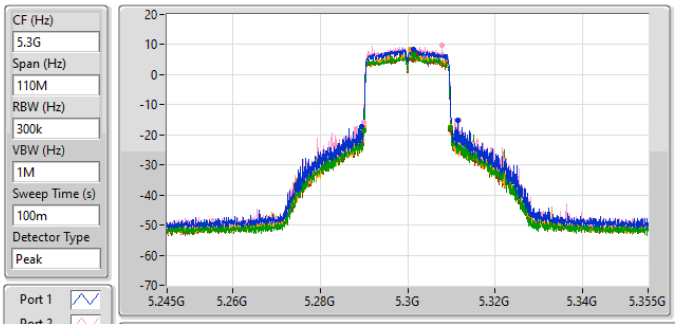

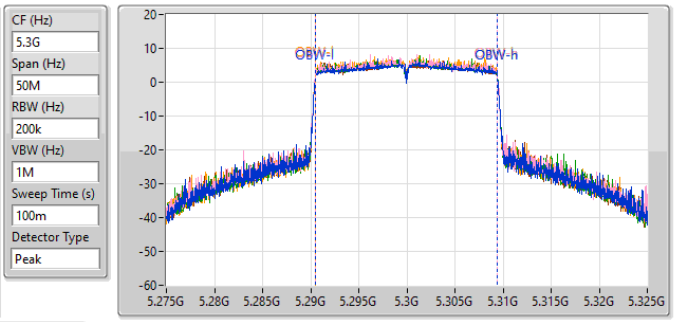

26dB(Hz)	Fl-26dB(Hz)	Fh-26dB(Hz)	OBW(Hz)	Fl-OBW(Hz)	Fh-OBW(Hz)	Limit(Hz)	Port
21.835M	5.28955G	5.311385G	18.859M	5.290528G	5.309388G	Inf	1
21.835M	5.289935G	5.31177G	18.85M	5.290527G	5.309376G	Inf	2
19.965M	5.289935G	5.3099G	18.853M	5.290523G	5.309377G	Inf	3
19.8M	5.290045G	5.309845G	18.838M	5.290529G	5.309368G	Inf	4
19.855M	5.290045G	5.3099G	18.855M	5.290518G	5.309373G	Inf	5

5.25-5.35GHz_802.11be EHT20_Nss1,(MCS0)_5TX **EBW**

5320MHz

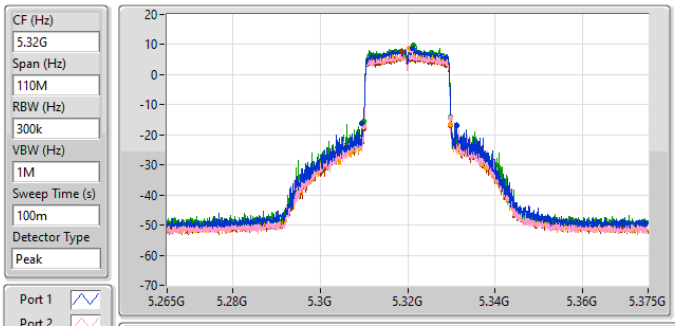

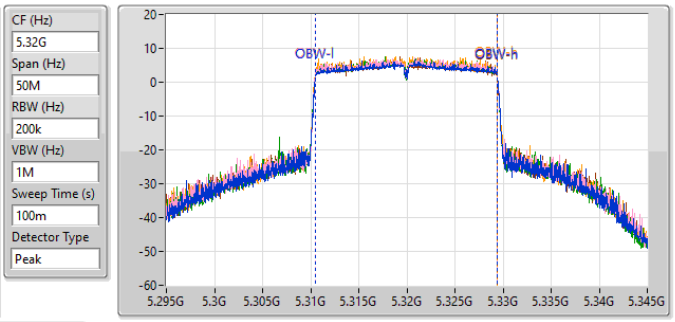

26dB(Hz)	Fl-26dB(Hz)	Fh-26dB(Hz)	OBW(Hz)	Fl-OBW(Hz)	Fh-OBW(Hz)	Limit(Hz)	Port
21.78M	5.30955G	5.33133G	18.86M	5.31053G	5.32939G	Inf	1
19.8M	5.310045G	5.329845G	18.85M	5.310526G	5.329376G	Inf	2
19.965M	5.309935G	5.3299G	18.85M	5.310523G	5.329373G	Inf	3
19.8M	5.310045G	5.329845G	18.857M	5.310513G	5.32937G	Inf	4
19.855M	5.30999G	5.329845G	18.859M	5.310518G	5.329377G	Inf	5

5.47-5.725GHz_802.11be EHT20_Nss1,(MCS0)_5TX **EBW**

5500MHz

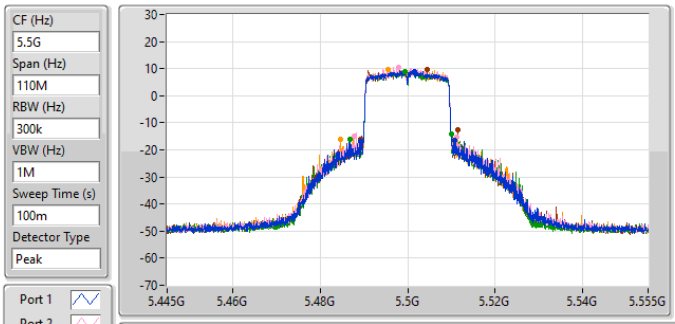

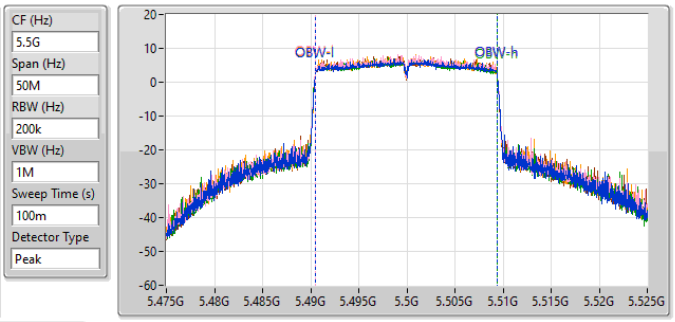

26dB(Hz)	Fl-26dB(Hz)	Fh-26dB(Hz)	OBW(Hz)	Fl-OBW(Hz)	Fh-OBW(Hz)	Limit(Hz)	Port
21.56M	5.489165G	5.510725G	18.859M	5.490516G	5.509375G	Inf	1
23.375M	5.487845G	5.51122G	18.847M	5.490516G	5.509364G	Inf	2
23.21M	5.486745G	5.509955G	18.857M	5.490506G	5.509364G	Inf	3
26.565M	5.484545G	5.51111G	18.854M	5.490503G	5.509357G	Inf	4
22.165M	5.48933G	5.511495G	18.856M	5.490514G	5.50937G	Inf	5

5.47-5.725GHz_802.11be EHT20_Nss1,(MCS0)_5TX **EBW**

5580MHz

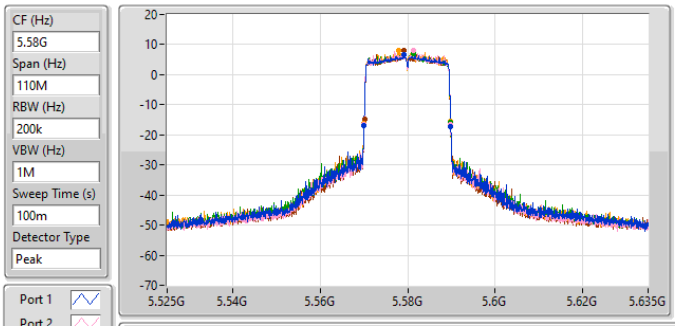

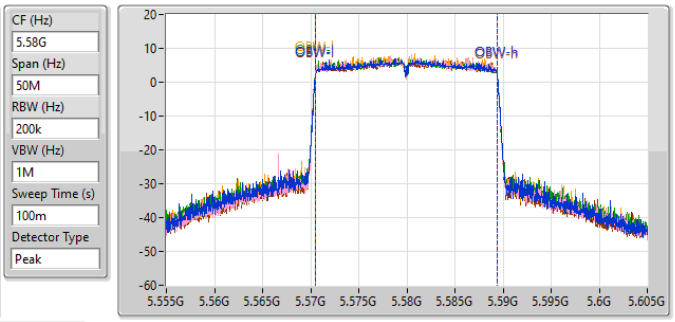

26dB(Hz)	Fl-26dB(Hz)	Fh-26dB(Hz)	OBW(Hz)	Fl-OBW(Hz)	Fh-OBW(Hz)	Limit(Hz)	Port
19.91M	5.56999G	5.5899G	18.82M	5.57054G	5.589359G	Inf	1
19.8M	5.570045G	5.589845G	18.816M	5.570535G	5.589351G	Inf	2
19.8M	5.570045G	5.589845G	18.828M	5.570526G	5.589354G	Inf	3
19.8M	5.570045G	5.589845G	18.831M	5.570523G	5.589354G	Inf	4
19.745M	5.5701G	5.589845G	18.835M	5.570528G	5.589363G	Inf	5

5.47-5.725GHz_802.11be EHT20_Nss1,(MCS0)_5TX **EBW**

5700MHz

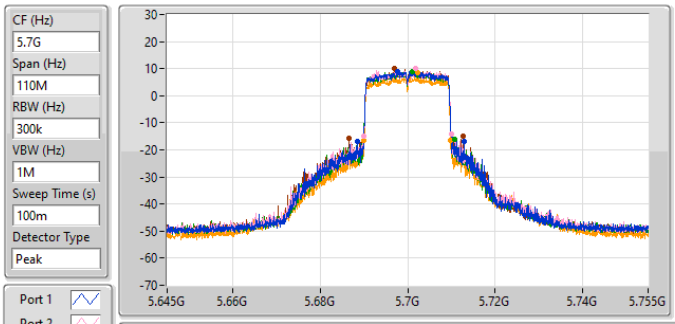

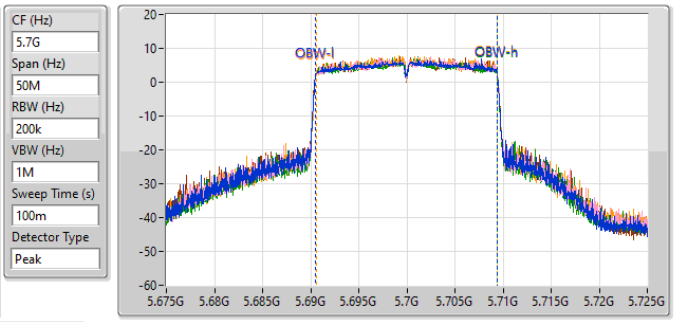

26dB(Hz)	Fl-26dB(Hz)	Fh-26dB(Hz)	OBW(Hz)	Fl-OBW(Hz)	Fh-OBW(Hz)	Limit(Hz)	Port
24.53M	5.68845G	5.71298G	18.853M	5.690526G	5.709379G	Inf	1
20.075M	5.68988G	5.709955G	18.837M	5.690544G	5.709381G	Inf	2
20.9M	5.689935G	5.710835G	18.843M	5.69053G	5.709373G	Inf	3
19.8M	5.690045G	5.709845G	18.83M	5.690556G	5.709386G	Inf	4
26.18M	5.68658G	5.71276G	18.857M	5.690529G	5.709386G	Inf	5

5.47-5.725GHz_802.11be EHT20_Nss1,(MCS0)_5TX **EBW**

5720MHz Straddle 5.47-5.725GHz

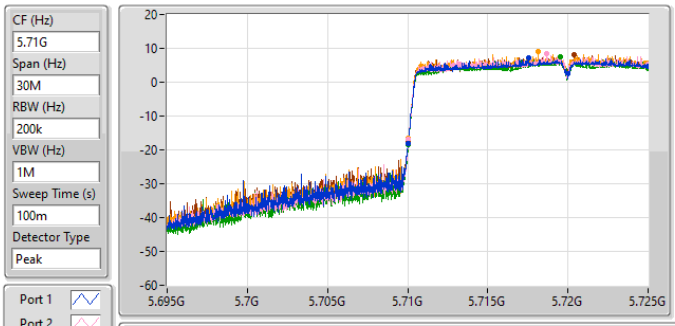

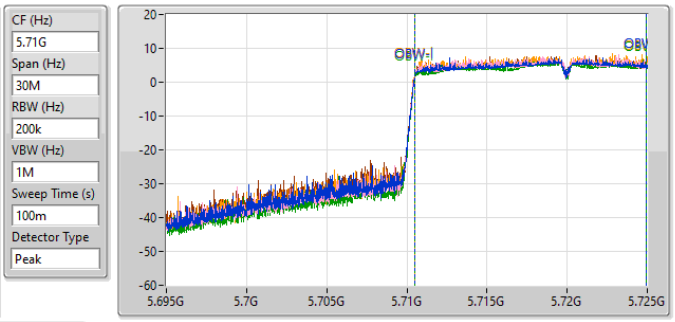

26dB(Hz)	Fl-26dB(Hz)	Fh-26dB(Hz)	OBW(Hz)	Fl-OBW(Hz)	Fh-OBW(Hz)	Limit(Hz)	Port
15M	5.71G	5.725G	14.406M	5.710518G	5.724923G	Inf	1
14.94M	5.71006G	5.725G	14.407M	5.710514G	5.72492G	Inf	2
14.955M	5.710045G	5.725G	14.419M	5.710516G	5.724936G	Inf	3
14.94M	5.71006G	5.725G	14.425M	5.710508G	5.724933G	Inf	4
14.97M	5.71003G	5.725G	14.417M	5.710504G	5.724921G	Inf	5

5.725-5.85GHz_802.11be EHT20_Nss1,(MCS0)_5TX **EBW**

5720MHz Straddle 5.725-5.85GHz

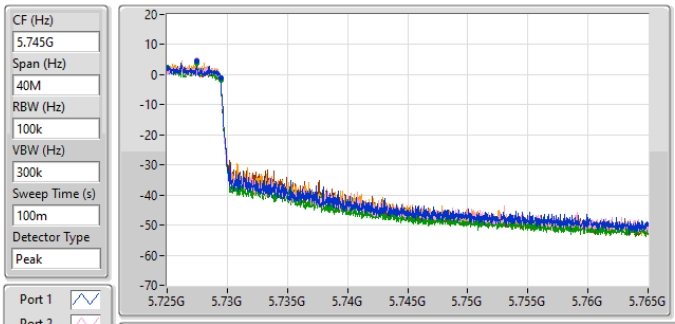

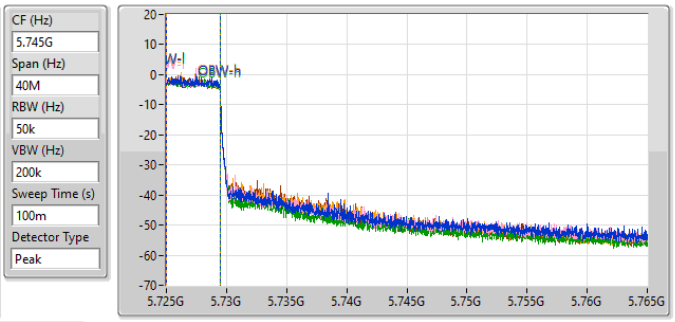

6dB(Hz)	Fl-6dB(Hz)	Fh-6dB(Hz)	OBW(Hz)	Fl-OBW(Hz)	Fh-OBW(Hz)	Limit(Hz)	Port
4.44M	5.725G	5.72944G	4.475M	5.725018G	5.729493G	500k	1
4.44M	5.725G	5.72944G	4.465M	5.725026G	5.729491G	500k	2
4.44M	5.725G	5.72944G	4.476M	5.725016G	5.729493G	500k	3
4.44M	5.725G	5.72944G	4.469M	5.725022G	5.72949G	500k	4
4.44M	5.725G	5.72944G	4.476M	5.725017G	5.729493G	500k	5

5.725-5.85GHz_802.11be EHT20_Nss1,(MCS0)_5TX **EBW**

5745MHz

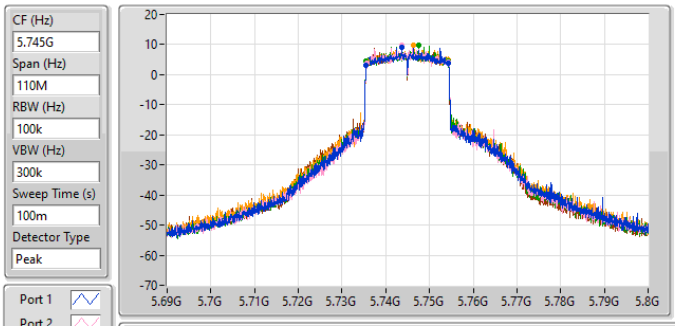

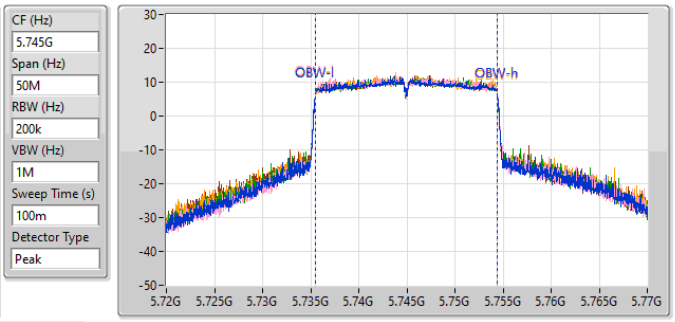

6dB(Hz)	Fl-6dB(Hz)	Fh-6dB(Hz)	OBW(Hz)	Fl-OBW(Hz)	Fh-OBW(Hz)	Limit(Hz)	Port
18.81M	5.735485G	5.754295G	18.903M	5.735512G	5.754416G	500k	1
18.645M	5.73576G	5.754405G	18.892M	5.735531G	5.754423G	500k	2
18.81M	5.73554G	5.75435G	18.901M	5.735509G	5.75441G	500k	3
18.645M	5.735705G	5.75435G	18.913M	5.735522G	5.754434G	500k	4
18.7M	5.735705G	5.754405G	18.929M	5.735494G	5.754423G	500k	5

5.725-5.85GHz_802.11be EHT20_Nss1,(MCS0)_5TX **EBW**

5785MHz

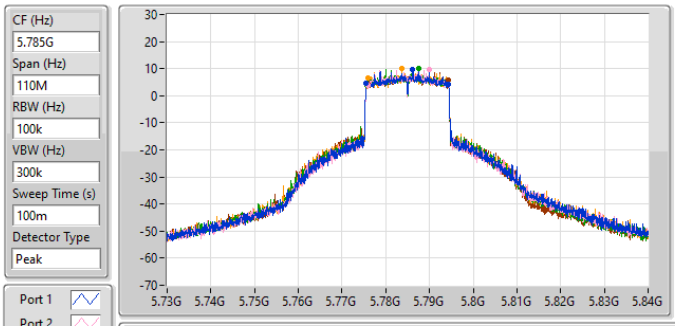

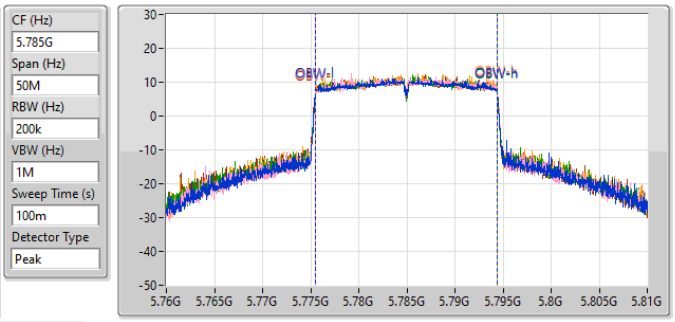

6dB(Hz)	Fl-6dB(Hz)	Fh-6dB(Hz)	OBW(Hz)	Fl-OBW(Hz)	Fh-OBW(Hz)	Limit(Hz)	Port
18.81M	5.77554G	5.79435G	18.946M	5.77548G	5.794426G	500k	1
18.425M	5.77598G	5.794405G	18.933M	5.775497G	5.79443G	500k	2
18.7M	5.77565G	5.79435G	18.95M	5.775472G	5.794421G	500k	3
18.535M	5.77587G	5.794405G	18.935M	5.775497G	5.794432G	500k	4
18.48M	5.77587G	5.79435G	18.979M	5.775452G	5.794431G	500k	5

5.725-5.85GHz_802.11be EHT20_Nss1,(MCS0)_5TX **EBW**

5825MHz

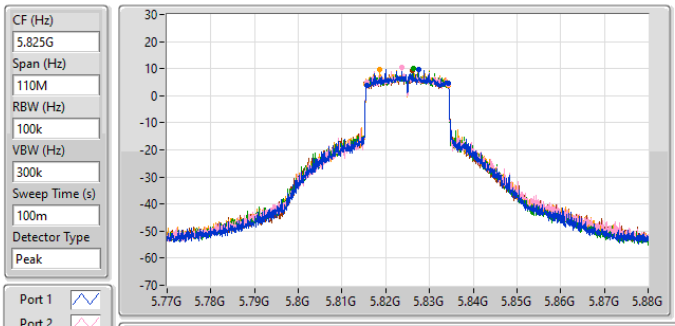

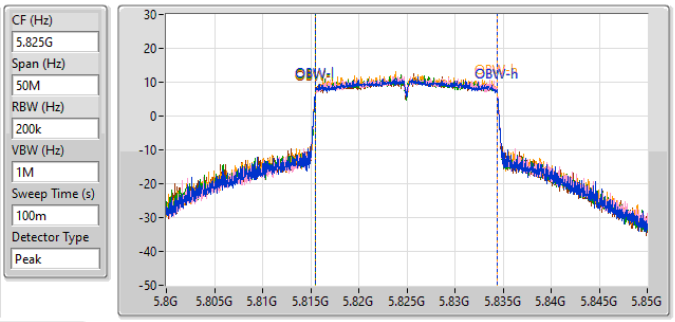

6dB(Hz)	Fl-6dB(Hz)	Fh-6dB(Hz)	OBW(Hz)	Fl-OBW(Hz)	Fh-OBW(Hz)	Limit(Hz)	Port
18.59M	5.81576G	5.83435G	18.934M	5.815462G	5.834396G	500k	1
18.755M	5.815595G	5.83435G	18.92M	5.815493G	5.834413G	500k	2
18.48M	5.815815G	5.834295G	18.928M	5.815466G	5.834394G	500k	3
18.865M	5.815485G	5.83435G	18.927M	5.815478G	5.834405G	500k	4
18.81M	5.81554G	5.83435G	18.957M	5.815458G	5.834415G	500k	5

5.15-5.25GHz_802.11be EHT40_Nss1,(MCS0)_5TX **EBW**

5190MHz

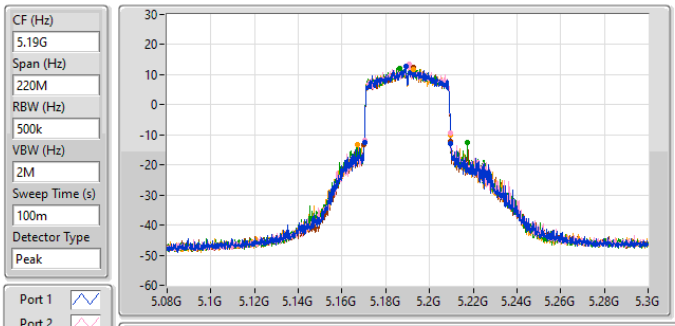

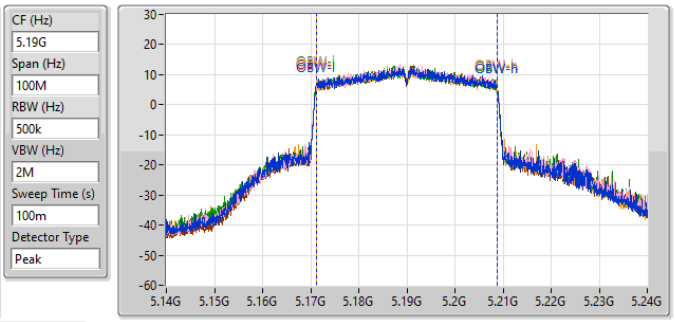

26dB(Hz)	Fl-26dB(Hz)	Fh-26dB(Hz)	OBW(Hz)	Fl-OBW(Hz)	Fh-OBW(Hz)	Limit(Hz)	Port
39.6M	5.1702G	5.2098G	37.559M	5.171162G	5.208721G	Inf	1
39.38M	5.1702G	5.20958G	37.553M	5.171181G	5.208734G	Inf	2
47.08M	5.1702G	5.21728G	37.569M	5.171141G	5.20871G	Inf	3
42.79M	5.1669G	5.20969G	37.553M	5.171185G	5.208738G	Inf	4
39.6M	5.17009G	5.20969G	37.578M	5.171178G	5.208756G	Inf	5

5.15-5.25GHz_802.11be EHT40_Nss1,(MCS0)_5TX **EBW**

5230MHz

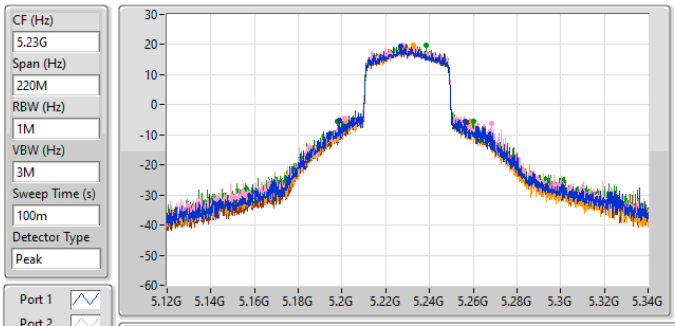

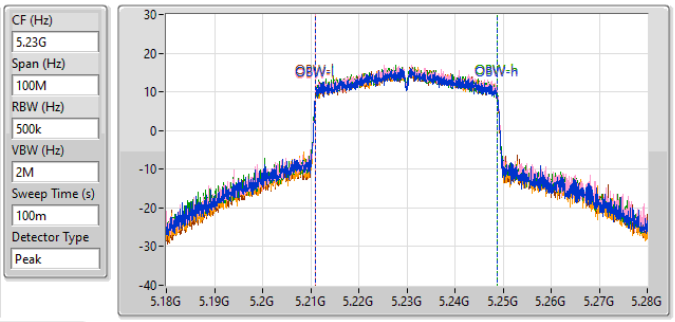

26dB(Hz)	Fl-26dB(Hz)	Fh-26dB(Hz)	OBW(Hz)	Fl-OBW(Hz)	Fh-OBW(Hz)	Limit(Hz)	Port
57.2M	5.19898G	5.25618G	37.768M	5.211043G	5.248812G	Inf	1
67.32M	5.20118G	5.2685G	37.738M	5.211079G	5.248817G	Inf	2
62.26M	5.19799G	5.26025G	37.727M	5.211064G	5.248792G	Inf	3
57.64M	5.20184G	5.25948G	37.698M	5.211084G	5.248783G	Inf	4
55.88M	5.20151G	5.25739G	37.664M	5.211097G	5.24876G	Inf	5

5.25-5.35GHz_802.11be EHT40_Nss1,(MCS0)_5TX **EBW**

5270MHz

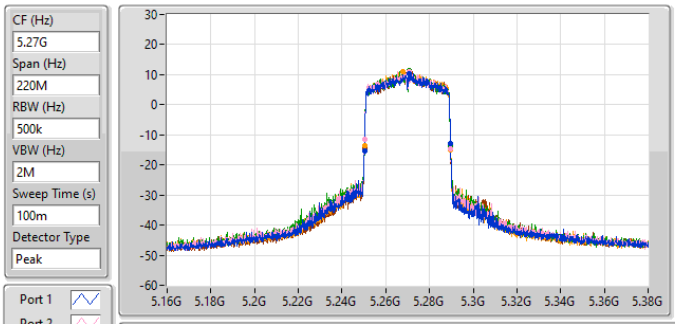

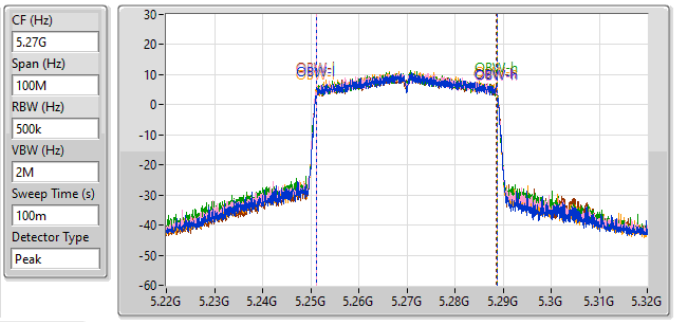

26dB(Hz)	Fl-26dB(Hz)	Fh-26dB(Hz)	OBW(Hz)	Fl-OBW(Hz)	Fh-OBW(Hz)	Limit(Hz)	Port
39.49M	5.2502G	5.28969G	37.455M	5.25123G	5.288685G	Inf	1
39.38M	5.25031G	5.28969G	37.5M	5.251199G	5.288699G	Inf	2
39.38M	5.25031G	5.28969G	37.525M	5.251195G	5.288721G	Inf	3
39.49M	5.2502G	5.28969G	37.468M	5.251214G	5.288682G	Inf	4
39.49M	5.2502G	5.28969G	37.479M	5.251202G	5.288681G	Inf	5

5.25-5.35GHz_802.11be EHT40_Nss1,(MCS0)_5TX **EBW**

5310MHz

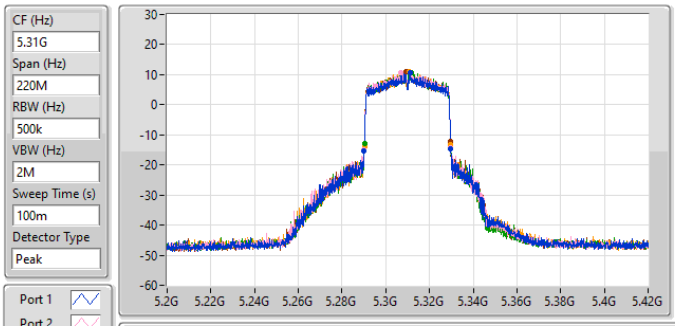

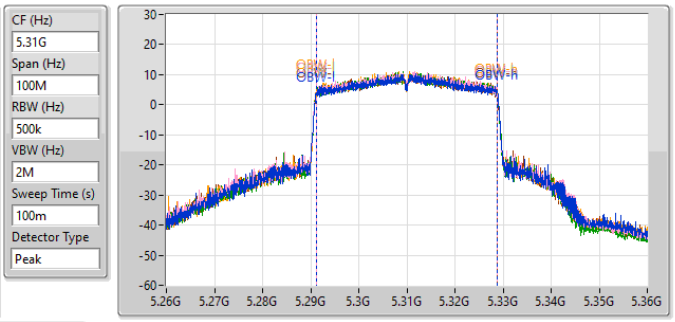

26dB(Hz)	Fl-26dB(Hz)	Fh-26dB(Hz)	OBW(Hz)	Fl-OBW(Hz)	Fh-OBW(Hz)	Limit(Hz)	Port
39.6M	5.29009G	5.32969G	37.554M	5.29118G	5.328734G	Inf	1
39.71M	5.29009G	5.3298G	37.515M	5.291195G	5.32871G	Inf	2
39.49M	5.2902G	5.32969G	37.52M	5.291189G	5.328709G	Inf	3
39.49M	5.2902G	5.32969G	37.505M	5.291195G	5.3287G	Inf	4
39.38M	5.2902G	5.32958G	37.563M	5.291169G	5.328733G	Inf	5

5.47-5.725GHz_802.11be EHT40_Nss1,(MCS0)_5TX **EBW**

5510MHz

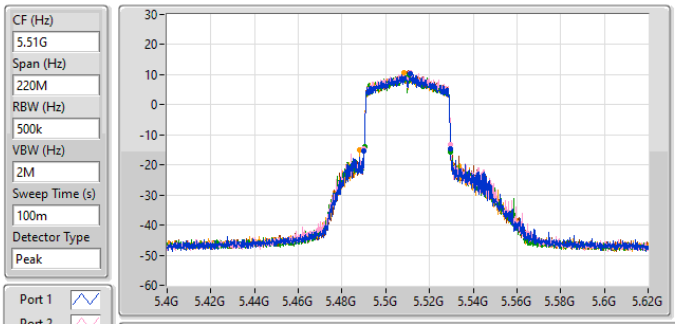

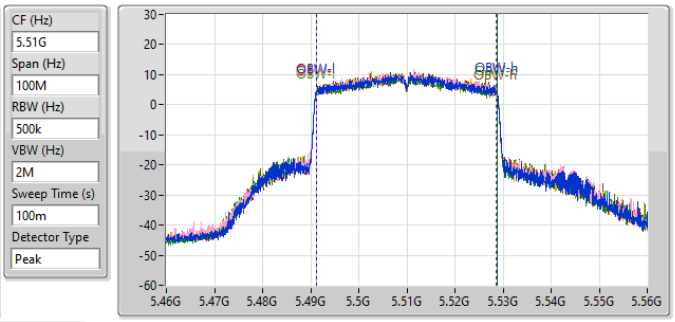

26dB(Hz)	Fl-26dB(Hz)	Fh-26dB(Hz)	OBW(Hz)	Fl-OBW(Hz)	Fh-OBW(Hz)	Limit(Hz)	Port
39.71M	5.48998G	5.52969G	37.549M	5.491154G	5.528702G	Inf	1
39.6M	5.49009G	5.52969G	37.5M	5.491215G	5.528714G	Inf	2
39.6M	5.4902G	5.5298G	37.566M	5.491147G	5.528713G	Inf	3
41.47M	5.48822G	5.52969G	37.533M	5.491156G	5.528689G	Inf	4
39.6M	5.49009G	5.52969G	37.502M	5.491171G	5.528674G	Inf	5

5.47-5.725GHz_802.11be EHT40_Nss1,(MCS0)_5TX **EBW**

5550MHz

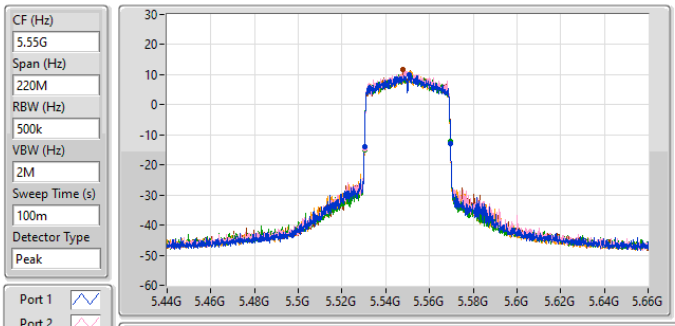

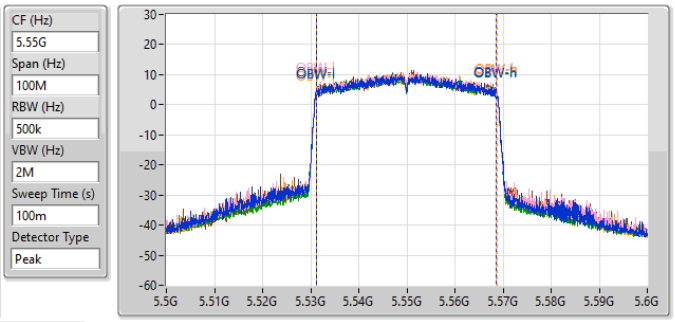

26dB(Hz)	Fl-26dB(Hz)	Fh-26dB(Hz)	OBW(Hz)	Fl-OBW(Hz)	Fh-OBW(Hz)	Limit(Hz)	Port
39.49M	5.5302G	5.56969G	37.48M	5.531193G	5.568673G	Inf	1
39.49M	5.5302G	5.56969G	37.47M	5.531197G	5.568667G	Inf	2
39.38M	5.5302G	5.56958G	37.471M	5.531194G	5.568664G	Inf	3
39.38M	5.5302G	5.56958G	37.483M	5.531199G	5.568681G	Inf	4
39.38M	5.5302G	5.56958G	37.452M	5.531195G	5.568647G	Inf	5

5.47-5.725GHz_802.11be EHT40_Nss1,(MCS0)_5TX **EBW**

5670MHz

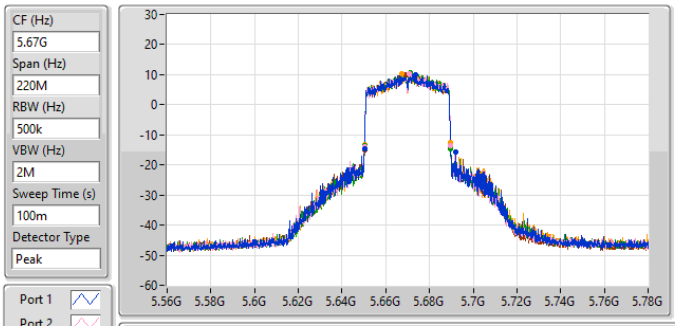

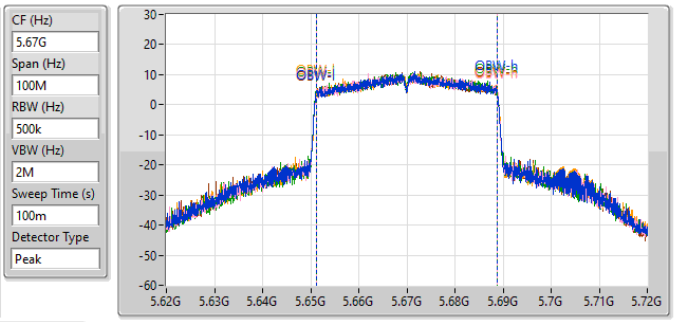

26dB(Hz)	Fl-26dB(Hz)	Fh-26dB(Hz)	OBW(Hz)	Fl-OBW(Hz)	Fh-OBW(Hz)	Limit(Hz)	Port
41.8M	5.6502G	5.692G	37.56M	5.651187G	5.688747G	Inf	1
39.49M	5.6502G	5.68969G	37.552M	5.651229G	5.688781G	Inf	2
39.6M	5.6502G	5.6898G	37.546M	5.651207G	5.688753G	Inf	3
39.38M	5.65031G	5.68969G	37.535M	5.65123G	5.688765G	Inf	4
39.49M	5.6502G	5.68969G	37.577M	5.651211G	5.688788G	Inf	5

5.47-5.725GHz_802.11be EHT40_Nss1,(MCS0)_5TX **EBW**

5710MHz Straddle 5.47-5.725GHz

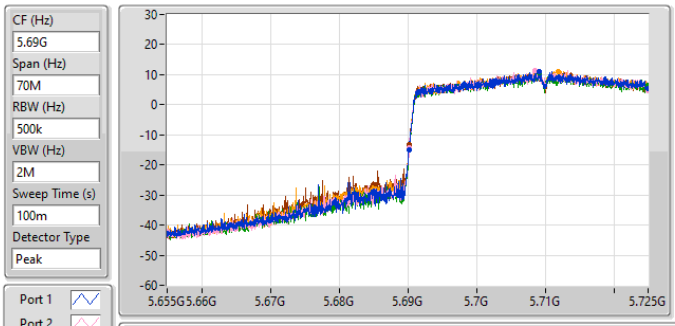

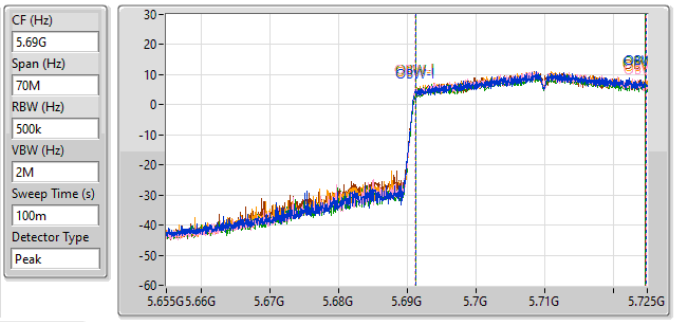

26dB(Hz)	Fl-26dB(Hz)	Fh-26dB(Hz)	OBW(Hz)	Fl-OBW(Hz)	Fh-OBW(Hz)	Limit(Hz)	Port
34.79M	5.69021G	5.725G	33.56M	5.691235G	5.724795G	Inf	1
34.755M	5.690245G	5.725G	33.546M	5.691228G	5.724773G	Inf	2
34.755M	5.690245G	5.725G	33.48M	5.691289G	5.724768G	Inf	3
34.79M	5.69021G	5.725G	33.543M	5.691232G	5.724775G	Inf	4
34.72M	5.69028G	5.725G	33.511M	5.691236G	5.724748G	Inf	5

5.725-5.85GHz_802.11be EHT40_Nss1,(MCS0)_5TX **EBW**

5710MHz Straddle 5.725-5.85GHz

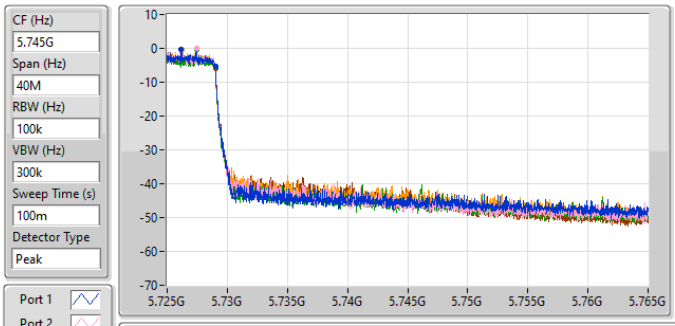

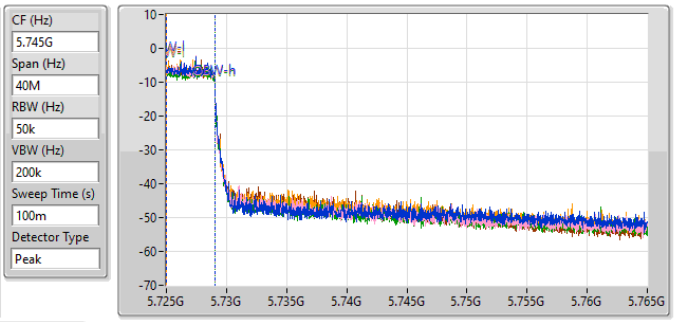

6dB(Hz)	Fl-6dB(Hz)	Fh-6dB(Hz)	OBW(Hz)	Fl-OBW(Hz)	Fh-OBW(Hz)	Limit(Hz)	Port
4M	5.725G	5.729G	4.035M	5.725016G	5.729051G	500k	1
4M	5.725G	5.729G	4.028M	5.725021G	5.72905G	500k	2
4M	5.725G	5.729G	4.034M	5.72502G	5.729054G	500k	3
4.02M	5.725G	5.72902G	4.02M	5.72502G	5.72904G	500k	4
4M	5.725G	5.729G	4.03M	5.725019G	5.72905G	500k	5

5.725-5.85GHz_802.11be EHT40_Nss1,(MCS0)_5TX **EBW**

5755MHz

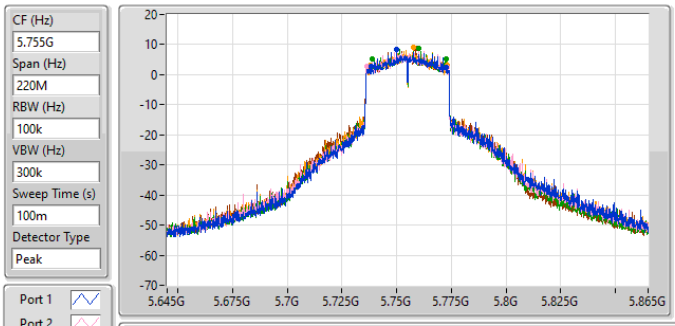

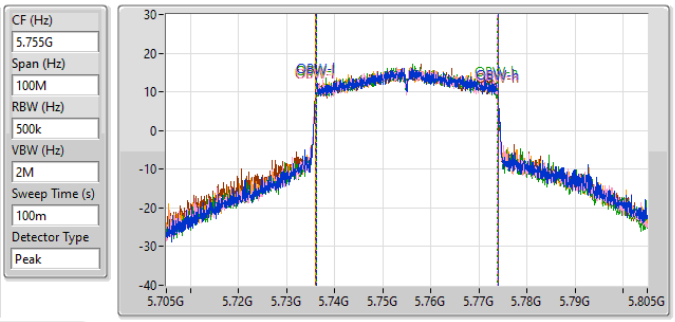

6dB(Hz)	Fl-6dB(Hz)	Fh-6dB(Hz)	OBW(Hz)	Fl-OBW(Hz)	Fh-OBW(Hz)	Limit(Hz)	Port
34.1M	5.73839G	5.77249G	37.821M	5.736117G	5.773938G	500k	1
36.74M	5.73641G	5.77315G	37.783M	5.736109G	5.773892G	500k	2
33.77M	5.73872G	5.77249G	37.768M	5.736102G	5.77387G	500k	3
35.42M	5.73784G	5.77326G	37.825M	5.736087G	5.773912G	500k	4
35.97M	5.7374G	5.77337G	37.903M	5.736019G	5.773922G	500k	5

5.725-5.85GHz_802.11be EHT40_Nss1,(MCS0)_5TX **EBW**

5795MHz

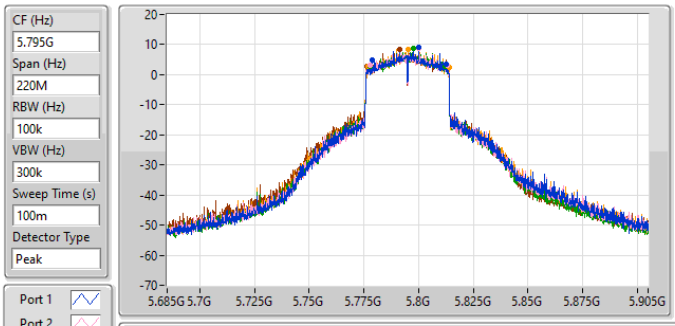

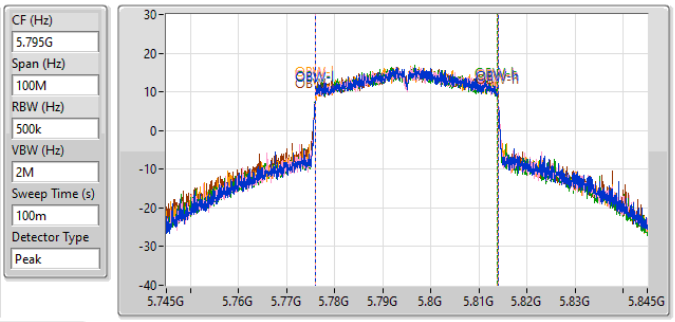

6dB(Hz)	Fl-6dB(Hz)	Fh-6dB(Hz)	OBW(Hz)	Fl-OBW(Hz)	Fh-OBW(Hz)	Limit(Hz)	Port
33.88M	5.77861G	5.81249G	37.894M	5.776037G	5.813931G	500k	1
35.53M	5.77773G	5.81326G	37.89M	5.776017G	5.813907G	500k	2
34.1M	5.77795G	5.81205G	37.817M	5.776037G	5.813854G	500k	3
36.96M	5.77696G	5.81392G	37.883M	5.775998G	5.813881G	500k	4
37.07M	5.77619G	5.81326G	38.025M	5.77589G	5.813916G	500k	5

5.15-5.25GHz_802.11be EHT80_Nss1,(MCS0)_5TX **EBW**

5210MHz

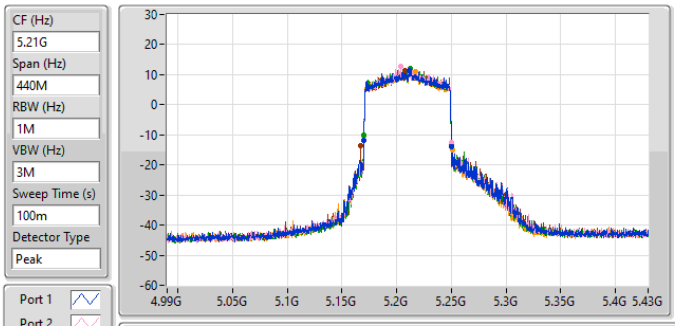

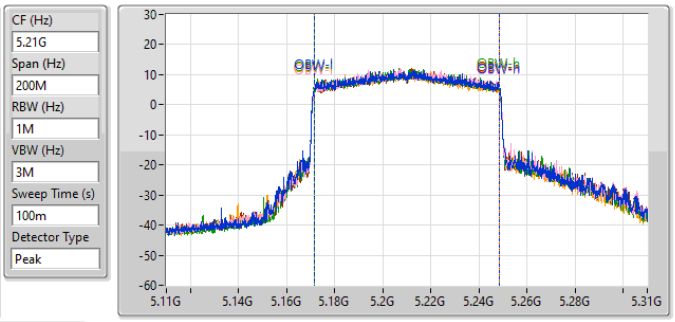

26dB(Hz)	Fl-26dB(Hz)	Fh-26dB(Hz)	OBW(Hz)	Fl-OBW(Hz)	Fh-OBW(Hz)	Limit(Hz)	Port
80.3M	5.16996G	5.25026G	76.953M	5.17153G	5.248482G	Inf	1
80.08M	5.16996G	5.25004G	76.842M	5.171642G	5.248484G	Inf	2
80.3M	5.16996G	5.25026G	76.929M	5.171526G	5.248454G	Inf	3
80.96M	5.16996G	5.25092G	76.821M	5.171576G	5.248397G	Inf	4
83.16M	5.1671G	5.25026G	76.969M	5.171578G	5.248547G	Inf	5

5.25-5.35GHz_802.11be EHT80_Nss1,(MCS0)_5TX **EBW**

5290MHz

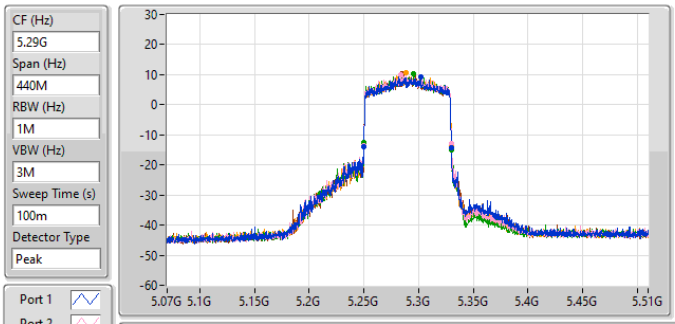

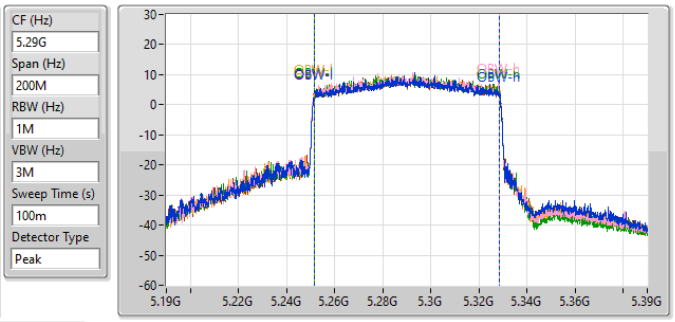

26dB(Hz)	Fl-26dB(Hz)	Fh-26dB(Hz)	OBW(Hz)	Fl-OBW(Hz)	Fh-OBW(Hz)	Limit(Hz)	Port
80.08M	5.24996G	5.33004G	76.932M	5.251541G	5.328473G	Inf	1
80.08M	5.24996G	5.33004G	77M	5.251495G	5.328494G	Inf	2
80.08M	5.24996G	5.33004G	76.786M	5.25153G	5.328316G	Inf	3
80.08M	5.24996G	5.33004G	76.88M	5.25159G	5.32847G	Inf	4
80.08M	5.24996G	5.33004G	76.969M	5.2515G	5.328469G	Inf	5

5.47-5.725GHz_802.11be EHT80_Nss1,(MCS0)_5TX **EBW**

5530MHz

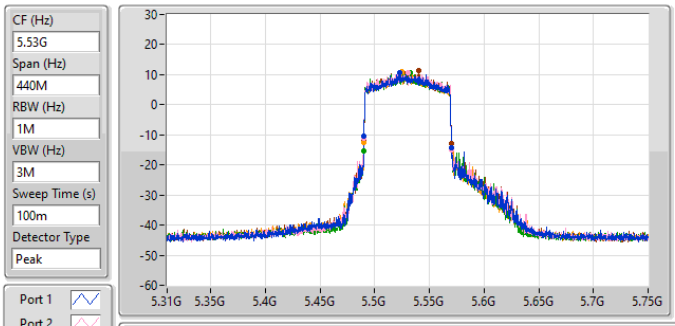

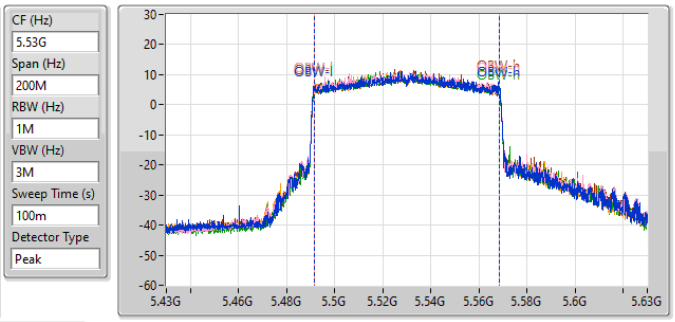

26dB(Hz)	Fl-26dB(Hz)	Fh-26dB(Hz)	OBW(Hz)	Fl-OBW(Hz)	Fh-OBW(Hz)	Limit(Hz)	Port
80.08M	5.48996G	5.57004G	77.059M	5.491415G	5.568473G	Inf	1
80.3M	5.48996G	5.57026G	76.953M	5.491489G	5.568441G	Inf	2
80.3M	5.48974G	5.57004G	76.898M	5.491493G	5.568391G	Inf	3
80.08M	5.48996G	5.57004G	77.013M	5.4914G	5.568412G	Inf	4
80.08M	5.48996G	5.57004G	76.922M	5.491553G	5.568475G	Inf	5

5.47-5.725GHz_802.11be EHT80_Nss1,(MCS0)_5TX **EBW**

5610MHz

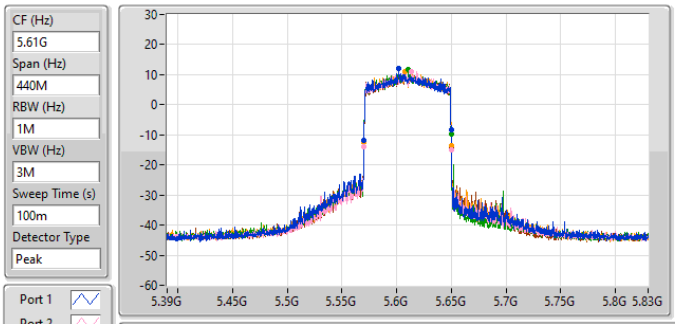

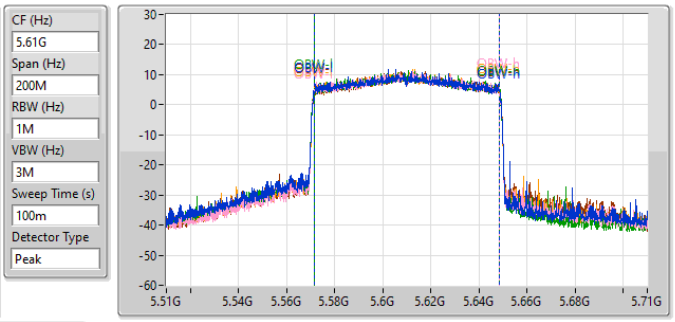

26dB(Hz)	Fl-26dB(Hz)	Fh-26dB(Hz)	OBW(Hz)	Fl-OBW(Hz)	Fh-OBW(Hz)	Limit(Hz)	Port
79.86M	5.56996G	5.64982G	76.824M	5.571576G	5.648401G	Inf	1
80.08M	5.56996G	5.65004G	76.809M	5.571568G	5.648377G	Inf	2
79.86M	5.56996G	5.64982G	76.887M	5.571501G	5.648389G	Inf	3
80.08M	5.56996G	5.65004G	76.895M	5.571555G	5.64845G	Inf	4
80.08M	5.56996G	5.65004G	76.697M	5.571652G	5.648349G	Inf	5

5.47-5.725GHz_802.11be EHT80_Nss1,(MCS0)_5TX **EBW**

5690MHz Straddle 5.47-5.725GHz

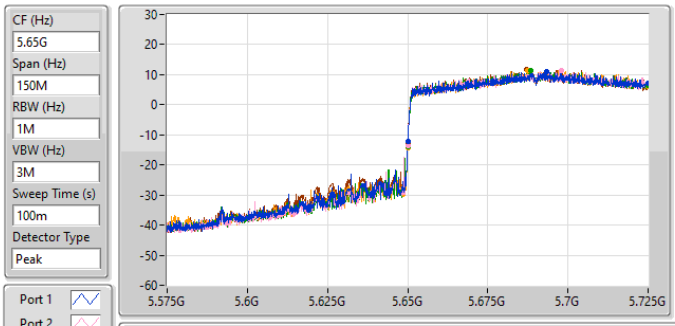

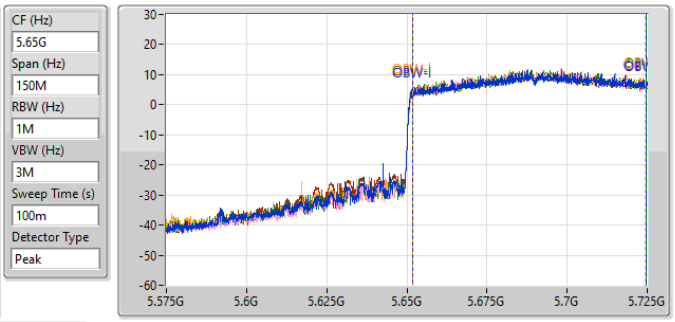

26dB(Hz)	Fl-26dB(Hz)	Fh-26dB(Hz)	OBW(Hz)	Fl-OBW(Hz)	Fh-OBW(Hz)	Limit(Hz)	Port
75M	5.65G	5.725G	72.918M	5.651656G	5.724575G	Inf	1
75M	5.65G	5.725G	72.78M	5.651695G	5.724475G	Inf	2
75M	5.65G	5.725G	72.705M	5.651822G	5.724528G	Inf	3
75M	5.65G	5.725G	72.809M	5.651754G	5.724563G	Inf	4
75M	5.65G	5.725G	72.839M	5.651683G	5.724522G	Inf	5

5.725-5.85GHz_802.11be EHT80_Nss1,(MCS0)_5TX **EBW**

5690MHz Straddle 5.725-5.85GHz

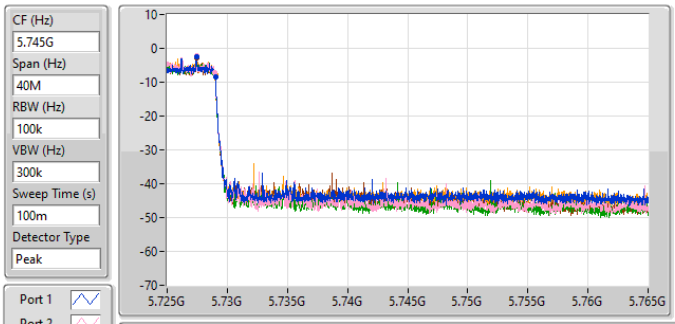

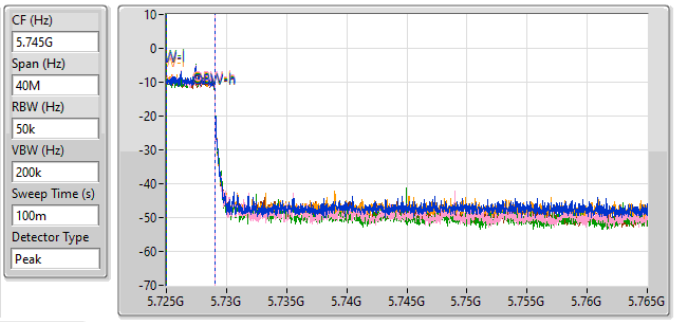

6dB(Hz)	Fl-6dB(Hz)	Fh-6dB(Hz)	OBW(Hz)	Fl-OBW(Hz)	Fh-OBW(Hz)	Limit(Hz)	Port
4M	5.725G	5.729G	4.032M	5.725017G	5.729048G	500k	1
3.98M	5.725G	5.72898G	4.025M	5.725017G	5.729042G	500k	2
3.94M	5.725G	5.72894G	4.03M	5.725014G	5.729044G	500k	3
4M	5.725G	5.729G	4.023M	5.725023G	5.729045G	500k	4
3.98M	5.725G	5.72898G	4.028M	5.72502G	5.729048G	500k	5

5.725-5.85GHz_802.11be EHT80_Nss1,(MCS0)_5TX **EBW**

5775MHz

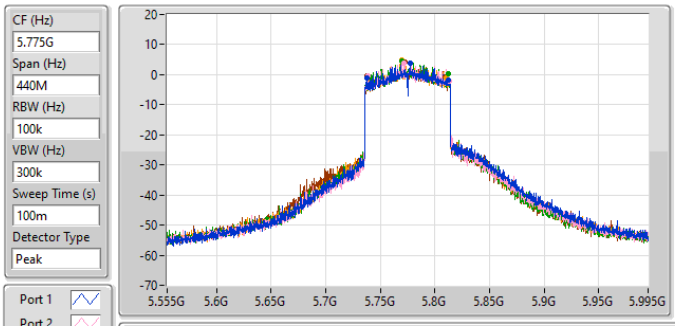

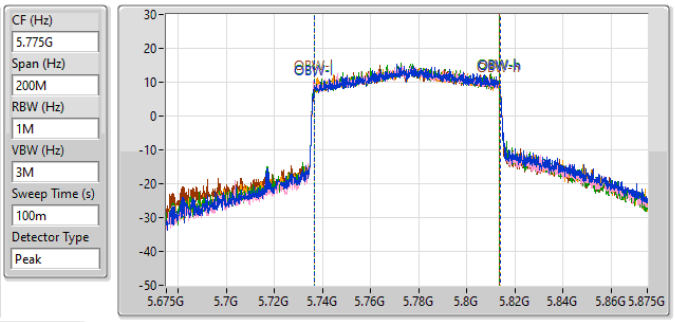

6dB(Hz)	Fl-6dB(Hz)	Fh-6dB(Hz)	OBW(Hz)	Fl-OBW(Hz)	Fh-OBW(Hz)	Limit(Hz)	Port
75.24M	5.73738G	5.81262G	77.173M	5.736583G	5.813756G	500k	1
74.8M	5.7387G	5.8135G	77.246M	5.736437G	5.813683G	500k	2
71.28M	5.74112G	5.8124G	77.036M	5.736481G	5.813518G	500k	3
70.18M	5.74002G	5.8102G	77.236M	5.736484G	5.813719G	500k	4
71.5M	5.73738G	5.80888G	77.136M	5.736459G	5.813594G	500k	5

5.15-5.25GHz_802.11be EHT160_Nss1,(MCS0)_5TX **EBW**

5250MHz Straddle 5.15-5.25GHz

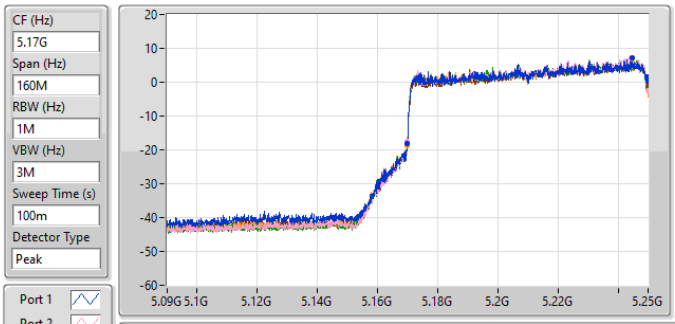

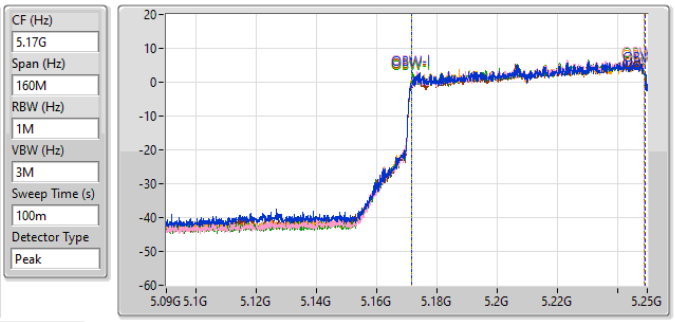

26dB(Hz)	Fl-26dB(Hz)	Fh-26dB(Hz)	OBW(Hz)	Fl-OBW(Hz)	Fh-OBW(Hz)	Limit(Hz)	Port
80.16M	5.16984G	5.25G	77.604M	5.171571G	5.249175G	Inf	1
80.08M	5.16992G	5.25G	77.429M	5.171673G	5.249102G	Inf	2
80.16M	5.16984G	5.25G	77.477M	5.171624G	5.249101G	Inf	3
80.16M	5.16984G	5.25G	77.515M	5.17155G	5.249064G	Inf	4
80.08M	5.16992G	5.25G	77.476M	5.171645G	5.249121G	Inf	5

5.25-5.35GHz_802.11be EHT160_Nss1,(MCS0)_5TX **EBW**

5250MHz Straddle 5.25-5.35GHz

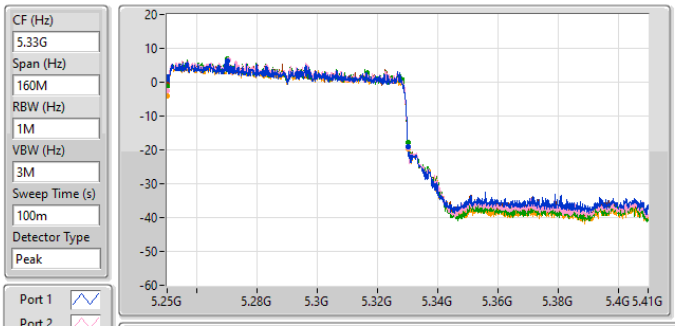

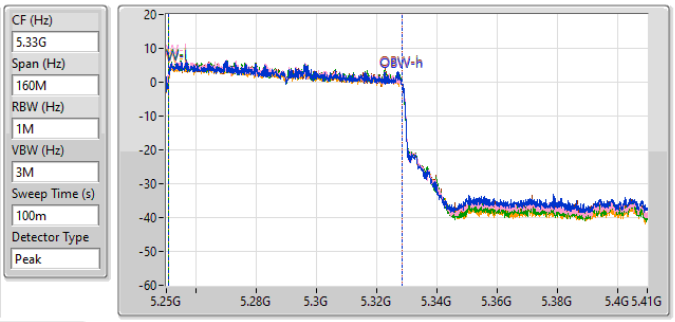

26dB(Hz)	Fl-26dB(Hz)	Fh-26dB(Hz)	OBW(Hz)	Fl-OBW(Hz)	Fh-OBW(Hz)	Limit(Hz)	Port
80.08M	5.25G	5.33008G	77.499M	5.250816G	5.328314G	Inf	1
80.16M	5.25G	5.33016G	77.565M	5.250742G	5.328308G	Inf	2
80M	5.25G	5.33G	77.457M	5.250803G	5.32826G	Inf	3
80.24M	5.25G	5.33024G	77.513M	5.250829G	5.328342G	Inf	4
80.24M	5.25G	5.33024G	77.479M	5.250801G	5.32828G	Inf	5

5.47-5.725GHz_802.11be EHT160_Nss1,(MCS0)_5TX **EBW**

5570MHz

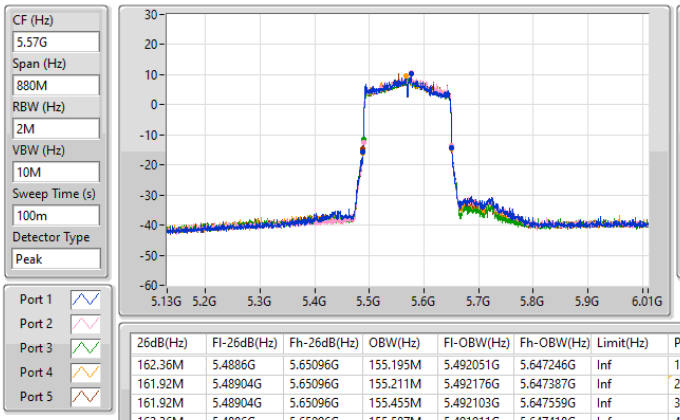

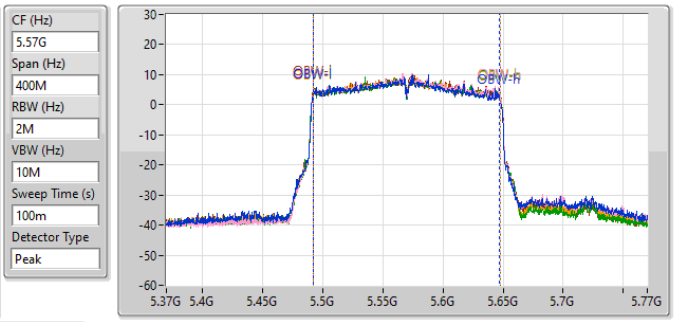

26dB(Hz)	Fl-26dB(Hz)	Fh-26dB(Hz)	OBW(Hz)	Fl-OBW(Hz)	Fh-OBW(Hz)	Limit(Hz)	Port
162.36M	5.4886G	5.65096G	155.195M	5.492051G	5.647246G	Inf	1
161.92M	5.48904G	5.65096G	155.211M	5.492176G	5.647387G	Inf	2
161.92M	5.48904G	5.65096G	155.455M	5.492103G	5.647559G	Inf	3
162.36M	5.4886G	5.65096G	155.507M	5.491911G	5.647418G	Inf	4
162.36M	5.4886G	5.65096G	155.345M	5.492172G	5.647517G	Inf	5

Beamforming mode

Summary

Mode	Max-N dB (Hz)	Max-OBW (Hz)	ITU-Code	Min-N dB (Hz)	Min-OBW (Hz)
5.15-5.25GHz	-	-	-	-	-
802.11be EHT20-BF_Nss1,(MCS0)_5TX	38.335M	18.941M	18M9D1D	21.615M	18.866M
802.11be EHT40-BF_Nss1,(MCS0)_5TX	58.85M	37.731M	37M7D1D	39.38M	37.431M
802.11be EHT80-BF_Nss1,(MCS0)_5TX	80.3M	76.962M	77M0D1D	80.08M	76.762M
802.11be EHT160-BF_Nss1,(MCS0)_5TX	81.2M	77.728M	77M7D1D	80.08M	77.497M
5.25-5.35GHz	-	-	-	-	-
802.11be EHT20-BF_Nss1,(MCS0)_5TX	20.02M	18.866M	18M9D1D	19.8M	18.791M
802.11be EHT40-BF_Nss1,(MCS0)_5TX	39.6M	37.531M	37M5D1D	39.49M	37.381M
802.11be EHT80-BF_Nss1,(MCS0)_5TX	80.3M	77.061M	77M1D1D	80.08M	76.962M
802.11be EHT160-BF_Nss1,(MCS0)_5TX	80.08M	77.728M	77M7D1D	80M	77.472M
5.47-5.725GHz	-	-	-	-	-
802.11be EHT20-BF_Nss1,(MCS0)_5TX	23.76M	18.866M	18M9D1D	14.94M	14.395M
802.11be EHT40-BF_Nss1,(MCS0)_5TX	47.08M	37.581M	37M6D1D	34.79M	33.496M
802.11be EHT80-BF_Nss1,(MCS0)_5TX	80.3M	77.061M	77M1D1D	75M	72.711M
802.11be EHT160-BF_Nss1,(MCS0)_5TX	166.32M	155.922M	156MD1D	164.12M	155.722M
5.725-5.85GHz	-	-	-	-	-
802.11be EHT20-BF_Nss1,(MCS0)_5TX	18.865M	18.966M	19M0D1D	4.36M	4.47M
802.11be EHT40-BF_Nss1,(MCS0)_5TX	35.42M	38.031M	38M0D1D	3.92M	4.026M
802.11be EHT80-BF_Nss1,(MCS0)_5TX	75.9M	77.261M	77M3D1D	3.9M	4.02M

Max-N dB = Maximum 6dB down bandwidth for 5.725-5.85GHz band / Maximum 26dB down bandwidth for other band;
Max-OBW = Maximum 99% occupied bandwidth;
Min-N dB = Minimum 6dB down bandwidth for 5.725-5.85GHz band / Maximum 26dB down bandwidth for other band;
Min-OBW = Minimum 99% occupied bandwidth

Result

Mode	Result	Limit (Hz)	Port 1-N dB (Hz)	Port 1-OBW (Hz)	Port 2-N dB (Hz)	Port 2-OBW (Hz)	Port 3-N dB (Hz)	Port 3-OBW (Hz)	Port 4-N dB (Hz)	Port 4-OBW (Hz)	Port 5-N dB (Hz)	Port 5-OBW (Hz)
802.11be EHT20-BF_Nss1,(MCS0)_5TX												
5180MHz	Pass	Inf	27.555M	18.891M	24.695M	18.866M	21.615M	18.866M	26.07M	18.891M	24.365M	18.866M
5200MHz	Pass	Inf	34.1M	18.941M	38.335M	18.941M	34.045M	18.941M	34.595M	18.941M	33.825M	18.916M
5240MHz	Pass	Inf	31.185M	18.916M	30.745M	18.941M	36.905M	18.941M	26.4M	18.916M	27.28M	18.891M
5260MHz	Pass	Inf	19.965M	18.791M	19.8M	18.816M	19.855M	18.816M	19.8M	18.816M	19.855M	18.816M
5300MHz	Pass	Inf	19.91M	18.841M	19.965M	18.866M	19.91M	18.841M	19.855M	18.866M	19.855M	18.816M
5320MHz	Pass	Inf	19.91M	18.841M	19.855M	18.866M	20.02M	18.841M	19.855M	18.841M	19.8M	18.841M
5500MHz	Pass	Inf	20.02M	18.841M	20.625M	18.866M	21.45M	18.841M	20.46M	18.841M	20.075M	18.866M
5580MHz	Pass	Inf	20.02M	18.816M	19.855M	18.816M	19.855M	18.816M	19.8M	18.816M	19.8M	18.841M
5700MHz	Pass	Inf	21.45M	18.841M	21.725M	18.841M	23.76M	18.841M	22M	18.841M	22.22M	18.841M
5720MHz Straddle 5.47-5.725GHz	Pass	Inf	14.94M	14.395M	14.97M	14.418M	14.955M	14.419M	14.94M	14.421M	14.955M	14.416M
5720MHz Straddle 5.725-5.85GHz	Pass	500k	4.42M	4.484M	4.42M	4.47M	4.38M	4.483M	4.36M	4.474M	4.42M	4.489M
5745MHz	Pass	500k	18.865M	18.866M	18.535M	18.891M	18.37M	18.891M	18.48M	18.891M	18.59M	18.891M
5785MHz	Pass	500k	18.645M	18.941M	18.15M	18.916M	18.865M	18.916M	18.7M	18.941M	18.535M	18.966M
5825MHz	Pass	500k	18.59M	18.916M	18.095M	18.891M	18.865M	18.916M	18.535M	18.941M	18.535M	18.916M
802.11be EHT40-BF_Nss1,(MCS0)_5TX												
5190MHz	Pass	Inf	39.38M	37.581M	39.6M	37.431M	40.15M	37.531M	42.35M	37.531M	41.47M	37.481M
5230MHz	Pass	Inf	54.23M	37.731M	55.66M	37.731M	55.11M	37.731M	58.85M	37.681M	55.11M	37.731M
5270MHz	Pass	Inf	39.49M	37.481M	39.49M	37.481M	39.49M	37.531M	39.6M	37.431M	39.49M	37.381M
5310MHz	Pass	Inf	39.6M	37.531M	39.49M	37.531M	39.49M	37.531M	39.6M	37.531M	39.49M	37.481M
5510MHz	Pass	Inf	39.49M	37.531M	39.6M	37.531M	42.13M	37.581M	47.08M	37.581M	39.49M	37.531M
5590MHz	Pass	Inf	39.49M	37.481M	39.6M	37.481M	39.49M	37.481M	39.49M	37.481M	39.49M	37.431M
5670MHz	Pass	Inf	39.49M	37.531M	39.6M	37.531M	39.6M	37.481M	39.49M	37.531M	39.49M	37.481M
5710MHz Straddle 5.47-5.725GHz	Pass	Inf	34.825M	33.6M	34.79M	33.546M	34.79M	33.562M	34.825M	33.496M	34.825M	33.542M
5710MHz Straddle 5.725-5.85GHz	Pass	500k	3.98M	4.03M	3.98M	4.028M	3.96M	4.026M	4M	4.031M	3.92M	4.027M
5755MHz	Pass	500k	35.09M	37.831M	35.2M	37.781M	35.42M	37.781M	33.99M	37.831M	35.09M	37.931M
5795MHz	Pass	500k	35.09M	37.931M	34.98M	37.831M	34.98M	37.831M	35.2M	37.931M	33.66M	38.031M
802.11be EHT80-BF_Nss1,(MCS0)_5TX												
5210MHz	Pass	Inf	80.08M	76.862M	80.3M	76.762M	80.08M	76.962M	80.08M	76.862M	80.08M	76.962M
5290MHz	Pass	Inf	80.3M	77.061M	80.3M	76.962M	80.3M	76.962M	80.3M	76.962M	80.08M	76.962M
5530MHz	Pass	Inf	80.08M	77.061M	80.08M	76.862M	80.3M	76.962M	80.08M	76.962M	80.3M	76.962M
5610MHz	Pass	Inf	80.08M	76.962M	80.08M	76.762M	80.08M	76.862M	80.08M	76.862M	80.08M	76.962M
5690MHz Straddle 5.47-5.725GHz	Pass	Inf	75M	72.852M	75.075M	72.849M	75M	72.811M	75M	72.711M	75.075M	72.769M
5690MHz Straddle 5.725-5.85GHz	Pass	500k	3.92M	4.037M	3.9M	4.025M	3.96M	4.02M	3.98M	4.031M	3.9M	4.027M
5775MHz	Pass	500k	75.02M	77.261M	73.92M	77.061M	75.02M	77.061M	75.9M	77.161M	75.02M	77.161M
802.11be EHT160-BF_Nss1,(MCS0)_5TX												

Mode	Result	Limit (Hz)	Port 1-N dB (Hz)	Port 1-OBW (Hz)	Port 2-N dB (Hz)	Port 2-OBW (Hz)	Port 3-N dB (Hz)	Port 3-OBW (Hz)	Port 4-N dB (Hz)	Port 4-OBW (Hz)	Port 5-N dB (Hz)	Port 5-OBW (Hz)
5250MHz Straddle 5.15-5.25GHz	Pass	Inf	80.16M	77.728M	80.08M	77.592M	81.2M	77.505M	80.16M	77.531M	80.08M	77.497M
5250MHz Straddle 5.25-5.35GHz	Pass	Inf	80M	77.728M	80.08M	77.633M	80.08M	77.654M	80.08M	77.625M	80.08M	77.472M
5570MHz	Pass	Inf	165M	155.922M	164.12M	155.722M	166.32M	155.922M	165.44M	155.922M	165.44M	155.922M

Port X-N dB = Port X 6dB down bandwidth for 5.725-5.85GHz band / 26dB down bandwidth for other band
Port X-OBW = Port X 99% occupied bandwidth

5.15-5.25GHz_802.11be EHT20-BF_Nss1,(MCS0)_5TX **EBW**

5180MHz

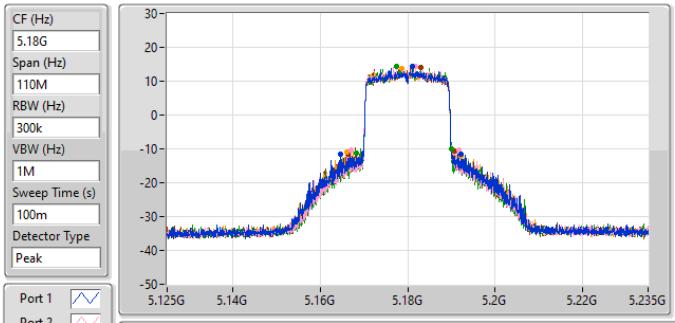

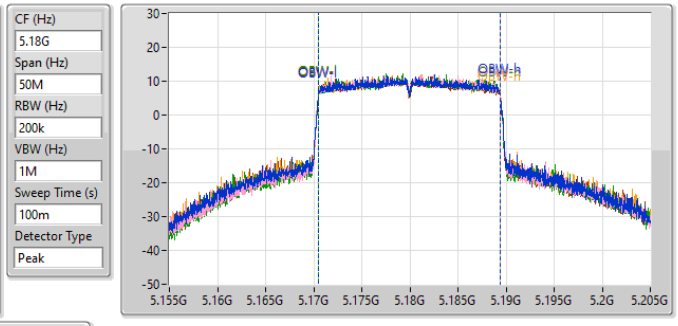

26dB(Hz)	Fl-26dB(Hz)	Fh-26dB(Hz)	OBW(Hz)	Fl-OBW(Hz)	Fh-OBW(Hz)	Limit(Hz)	Port
27.555M	5.164765G	5.19232G	18.891M	5.170505G	5.189395G	Inf	1
24.695M	5.167075G	5.19177G	18.866M	5.17053G	5.189395G	Inf	2
21.615M	5.168395G	5.19001G	18.866M	5.17053G	5.189395G	Inf	3
26.07M	5.166085G	5.192155G	18.891M	5.170505G	5.189395G	Inf	4
24.365M	5.16636G	5.190725G	18.866M	5.170505G	5.18937G	Inf	5

5.15-5.25GHz_802.11be EHT20-BF_Nss1,(MCS0)_5TX **EBW**

5200MHz

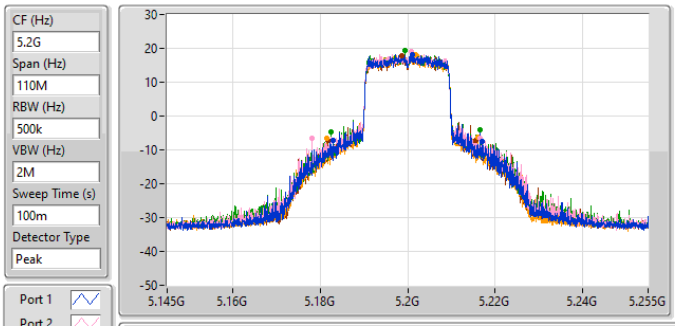

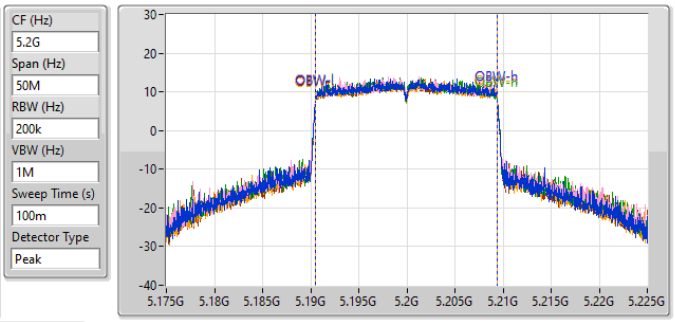

26dB(Hz)	Fl-26dB(Hz)	Fh-26dB(Hz)	OBW(Hz)	Fl-OBW(Hz)	Fh-OBW(Hz)	Limit(Hz)	Port
34.1M	5.183005G	5.217105G	18.941M	5.19048G	5.20942G	Inf	1
38.335M	5.17811G	5.216445G	18.941M	5.19048G	5.20942G	Inf	2
34.045M	5.18251G	5.216555G	18.941M	5.19048G	5.20942G	Inf	3
34.595M	5.18152G	5.216115G	18.941M	5.19048G	5.20942G	Inf	4
33.825M	5.18174G	5.215565G	18.916M	5.190505G	5.20942G	Inf	5

5.15-5.25GHz_802.11be EHT20-BF_Nss1,(MCS0)_5TX **EBW**

5240MHz

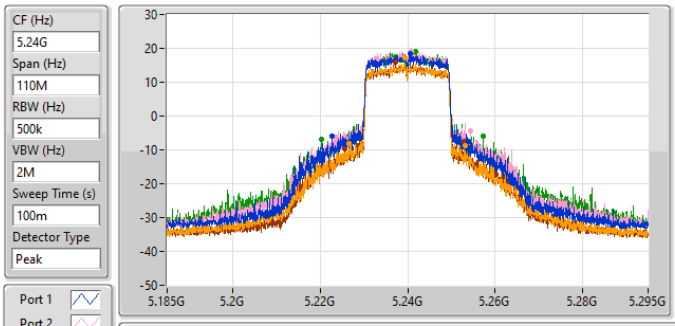

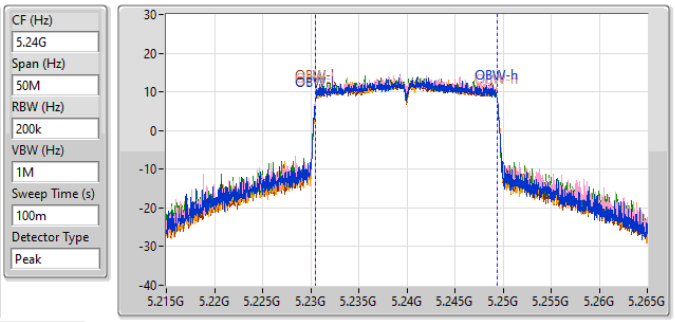

26dB(Hz)	Fl-26dB(Hz)	Fh-26dB(Hz)	OBW(Hz)	Fl-OBW(Hz)	Fh-OBW(Hz)	Limit(Hz)	Port
31.185M	5.222785G	5.25397G	18.916M	5.23048G	5.249395G	Inf	1
30.745M	5.223665G	5.25441G	18.941M	5.23048G	5.24942G	Inf	2
36.905M	5.22031G	5.257215G	18.941M	5.23048G	5.24942G	Inf	3
26.4M	5.22669G	5.25309G	18.916M	5.230505G	5.24942G	Inf	4
27.28M	5.2257G	5.25298G	18.891M	5.230505G	5.249395G	Inf	5

5.25-5.35GHz_802.11be EHT20-BF_Nss1,(MCS0)_5TX **EBW**

5260MHz

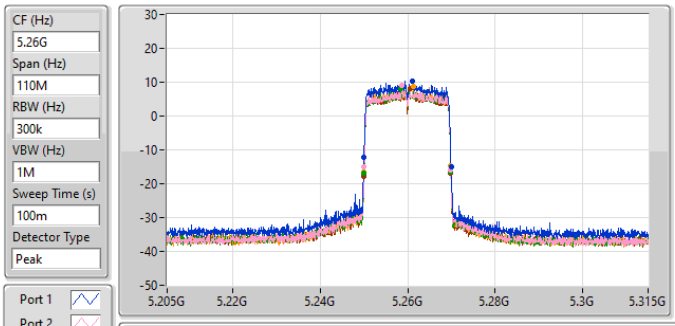

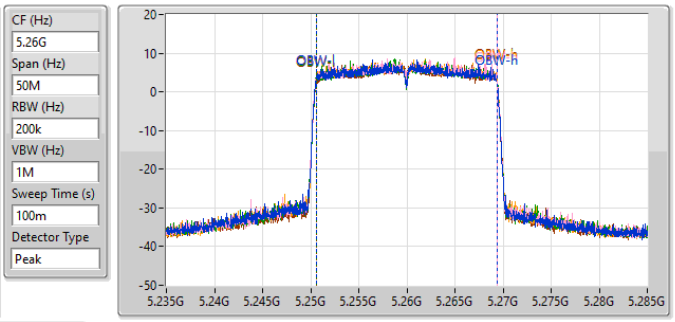

26dB(Hz)	Fl-26dB(Hz)	Fh-26dB(Hz)	OBW(Hz)	Fl-OBW(Hz)	Fh-OBW(Hz)	Limit(Hz)	Port
19.965M	5.24999G	5.269955G	18.791M	5.250555G	5.269345G	Inf	1
19.8M	5.250045G	5.269845G	18.816M	5.250555G	5.26937G	Inf	2
19.855M	5.250045G	5.2699G	18.816M	5.250555G	5.26937G	Inf	3
19.8M	5.250045G	5.269845G	18.816M	5.250555G	5.26937G	Inf	4
19.855M	5.250045G	5.2699G	18.816M	5.250555G	5.26937G	Inf	5

5.25-5.35GHz_802.11be EHT20-BF_Nss1,(MCS0)_5TX **EBW**

5300MHz

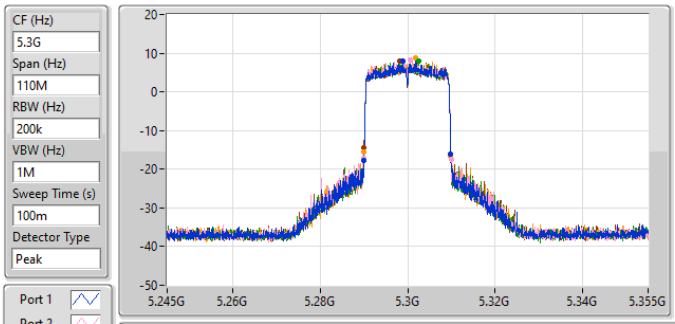

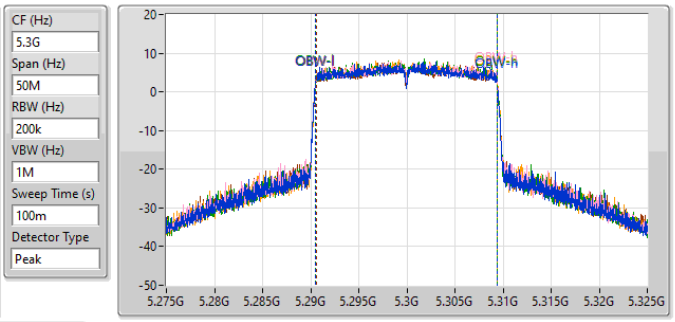

26dB(Hz)	Fl-26dB(Hz)	Fh-26dB(Hz)	OBW(Hz)	Fl-OBW(Hz)	Fh-OBW(Hz)	Limit(Hz)	Port
19.91M	5.28999G	5.3099G	18.841M	5.29053G	5.30937G	Inf	1
19.965M	5.28999G	5.309955G	18.866M	5.29053G	5.309395G	Inf	2
19.91M	5.28999G	5.3099G	18.841M	5.29053G	5.30937G	Inf	3
19.855M	5.290045G	5.3099G	18.866M	5.29053G	5.309395G	Inf	4
19.855M	5.290045G	5.3099G	18.816M	5.290555G	5.30937G	Inf	5

5.25-5.35GHz_802.11be EHT20-BF_Nss1,(MCS0)_5TX **EBW**

5320MHz

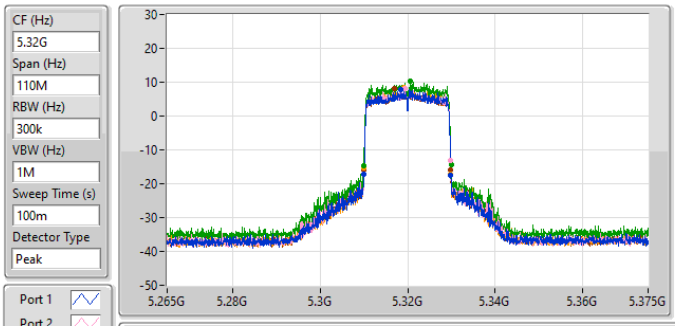

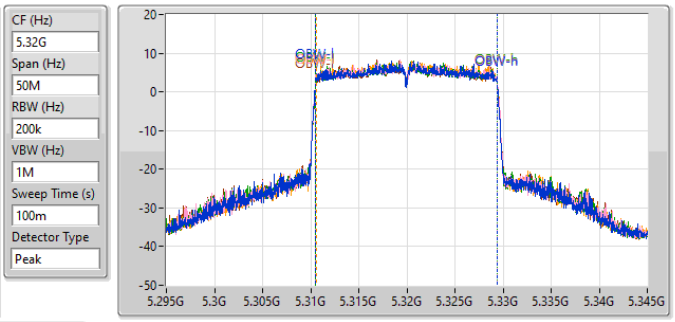

26dB(Hz)	Fl-26dB(Hz)	Fh-26dB(Hz)	OBW(Hz)	Fl-OBW(Hz)	Fh-OBW(Hz)	Limit(Hz)	Port
19.91M	5.30999G	5.3299G	18.841M	5.31053G	5.32937G	Inf	1
19.855M	5.30999G	5.329845G	18.866M	5.31053G	5.329395G	Inf	2
20.02M	5.309935G	5.329955G	18.841M	5.31053G	5.32937G	Inf	3
19.855M	5.310045G	5.3299G	18.841M	5.310555G	5.329395G	Inf	4
19.8M	5.310045G	5.329845G	18.841M	5.31053G	5.32937G	Inf	5

5.47-5.725GHz_802.11be EHT20-BF_Nss1,(MCS0)_5TX **EBW**

5500MHz

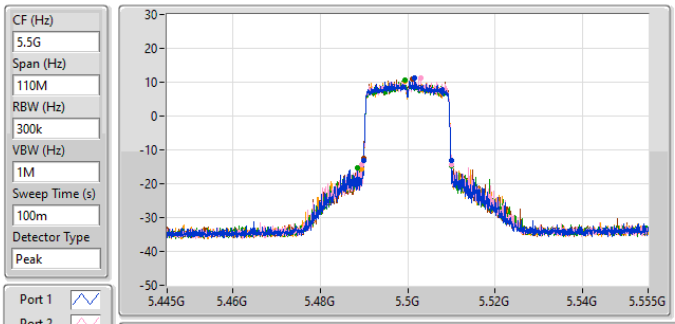

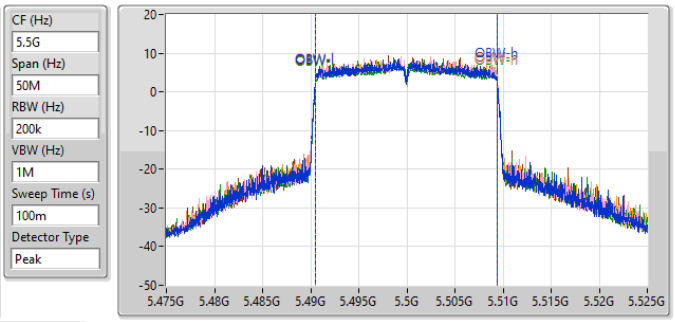

26dB(Hz)	Fl-26dB(Hz)	Fh-26dB(Hz)	OBW(Hz)	Fl-OBW(Hz)	Fh-OBW(Hz)	Limit(Hz)	Port
20.02M	5.48999G	5.51001G	18.841M	5.49053G	5.50937G	Inf	1
20.625M	5.489385G	5.51001G	18.866M	5.49053G	5.509395G	Inf	2
21.45M	5.48856G	5.51001G	18.841M	5.49053G	5.50937G	Inf	3
20.46M	5.489495G	5.509955G	18.841M	5.49053G	5.50937G	Inf	4
20.075M	5.489935G	5.51001G	18.866M	5.49053G	5.509395G	Inf	5

5.47-5.725GHz_802.11be EHT20-BF_Nss1,(MCS0)_5TX **EBW**

5580MHz

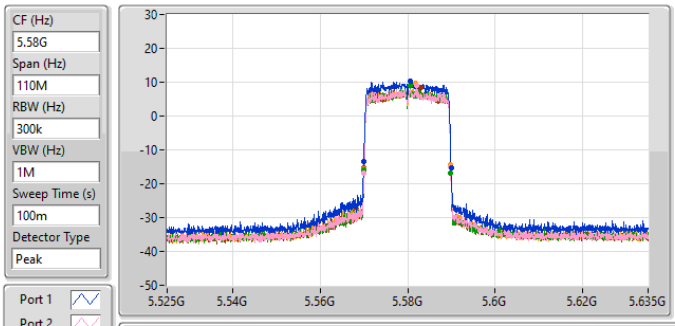

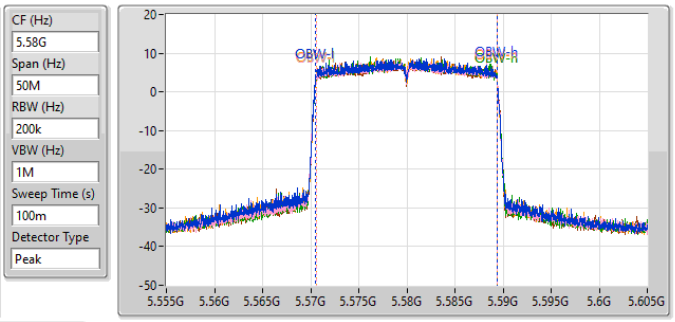

26dB(Hz)	Fl-26dB(Hz)	Fh-26dB(Hz)	OBW(Hz)	Fl-OBW(Hz)	Fh-OBW(Hz)	Limit(Hz)	Port
20.02M	5.569935G	5.589955G	18.816M	5.57053G	5.589345G	Inf	1
19.855M	5.56999G	5.589845G	18.816M	5.570555G	5.58937G	Inf	2
19.855M	5.570045G	5.5899G	18.816M	5.570555G	5.58937G	Inf	3
19.8M	5.570045G	5.589845G	18.816M	5.570555G	5.58937G	Inf	4
19.8M	5.570045G	5.589845G	18.841M	5.57053G	5.58937G	Inf	5

5.47-5.725GHz_802.11be EHT20-BF_Nss1,(MCS0)_5TX **EBW**

5700MHz

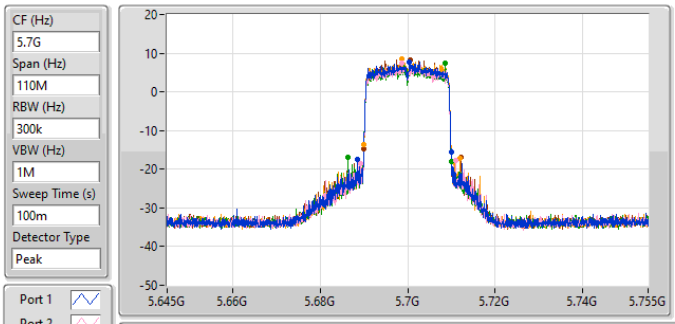

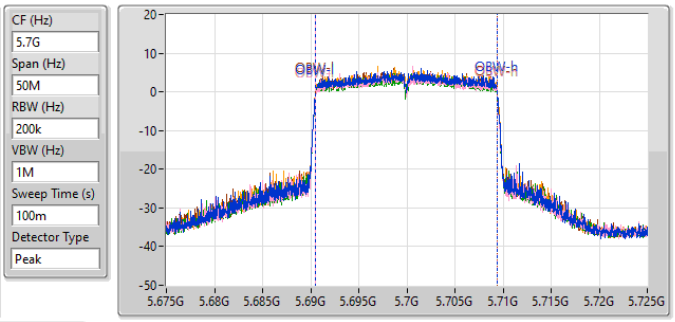

26dB(Hz)	Fl-26dB(Hz)	Fh-26dB(Hz)	OBW(Hz)	Fl-OBW(Hz)	Fh-OBW(Hz)	Limit(Hz)	Port
21.45M	5.688505G	5.709955G	18.841M	5.69053G	5.70937G	Inf	1
21.725M	5.68933G	5.711055G	18.841M	5.69053G	5.70937G	Inf	2
23.76M	5.68625G	5.71001G	18.841M	5.69053G	5.70937G	Inf	3
22M	5.68999G	5.71199G	18.841M	5.69053G	5.70937G	Inf	4
22.22M	5.68999G	5.71221G	18.841M	5.69053G	5.70937G	Inf	5

5.47-5.725GHz_802.11be EHT20-BF_Nss1,(MCS0)_5TX **EBW**

5720MHz Straddle 5.47-5.725GHz

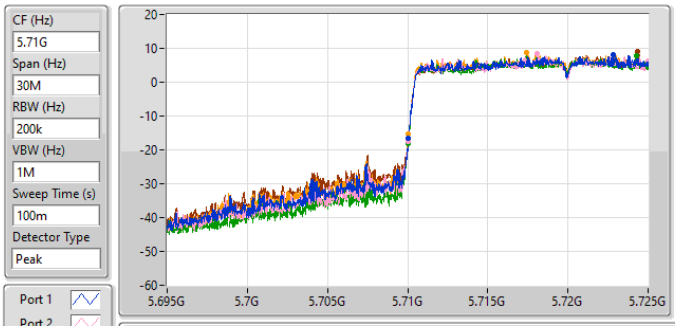

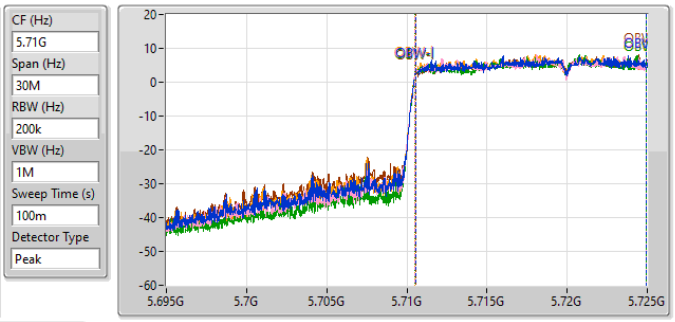

26dB(Hz)	Fl-26dB(Hz)	Fh-26dB(Hz)	OBW(Hz)	Fl-OBW(Hz)	Fh-OBW(Hz)	Limit(Hz)	Port
14.94M	5.71006G	5.725G	14.395M	5.710529G	5.724924G	Inf	1
14.97M	5.71003G	5.725G	14.418M	5.710513G	5.72493G	Inf	2
14.955M	5.710045G	5.725G	14.419M	5.710508G	5.724927G	Inf	3
14.94M	5.71006G	5.725G	14.421M	5.710509G	5.72493G	Inf	4
14.955M	5.710045G	5.725G	14.416M	5.71053G	5.724946G	Inf	5

5.725-5.85GHz_802.11be EHT20-BF_Nss1,(MCS0)_5TX **EBW**

5720MHz Straddle 5.725-5.85GHz

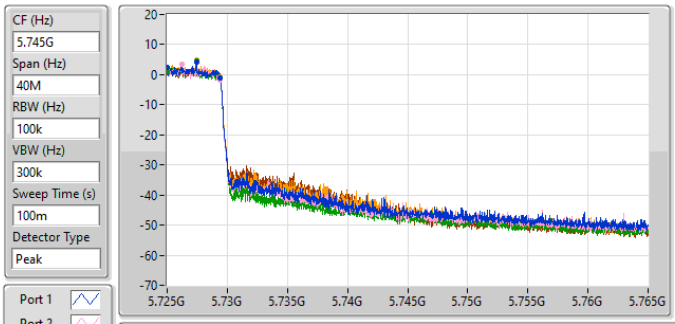

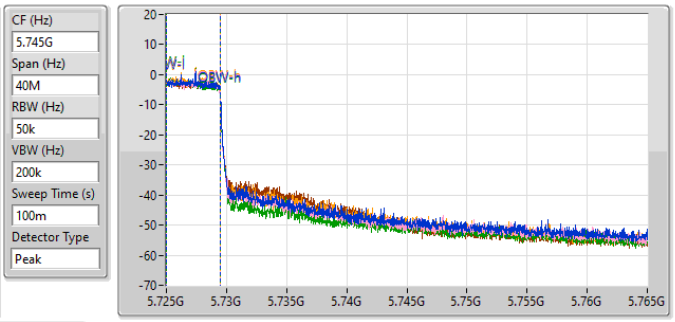

6dB(Hz)	Fl-6dB(Hz)	Fh-6dB(Hz)	OBW(Hz)	Fl-OBW(Hz)	Fh-OBW(Hz)	Limit(Hz)	Port
4.42M	5.725G	5.72942G	4.484M	5.725021G	5.729505G	500k	1
4.42M	5.725G	5.72942G	4.47M	5.725027G	5.729497G	500k	2
4.38M	5.725G	5.72938G	4.483M	5.725018G	5.729502G	500k	3
4.36M	5.725G	5.72936G	4.474M	5.725025G	5.729498G	500k	4
4.42M	5.725G	5.72942G	4.489M	5.72502G	5.729509G	500k	5

5.725-5.85GHz_802.11be EHT20-BF_Nss1,(MCS0)_5TX **EBW**

5745MHz

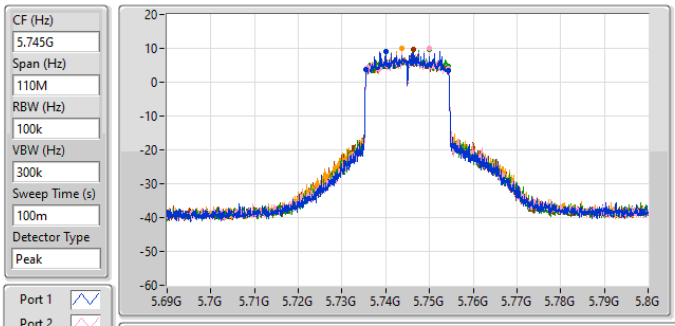

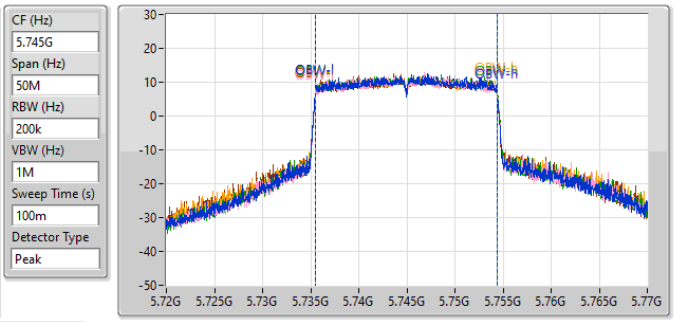

6dB(Hz)	Fl-6dB(Hz)	Fh-6dB(Hz)	OBW(Hz)	Fl-OBW(Hz)	Fh-OBW(Hz)	Limit(Hz)	Port
18.865M	5.735485G	5.75435G	18.866M	5.73553G	5.754395G	500k	1
18.535M	5.735815G	5.75435G	18.891M	5.73553G	5.75442G	500k	2
18.37M	5.73587G	5.75424G	18.891M	5.73553G	5.75442G	500k	3
18.48M	5.73576G	5.75424G	18.891M	5.73553G	5.75442G	500k	4
18.59M	5.73554G	5.75413G	18.891M	5.735505G	5.754395G	500k	5

5.725-5.85GHz_802.11be EHT20-BF_Nss1,(MCS0)_5TX **EBW**

5785MHz

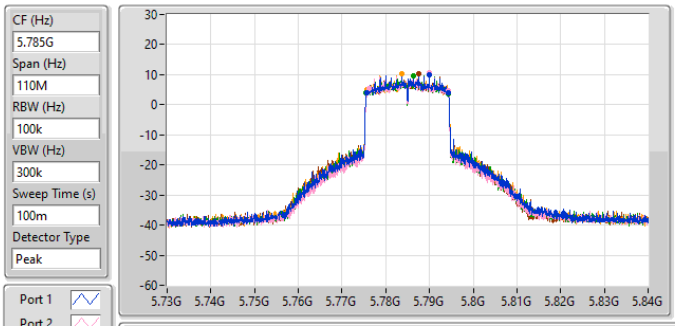

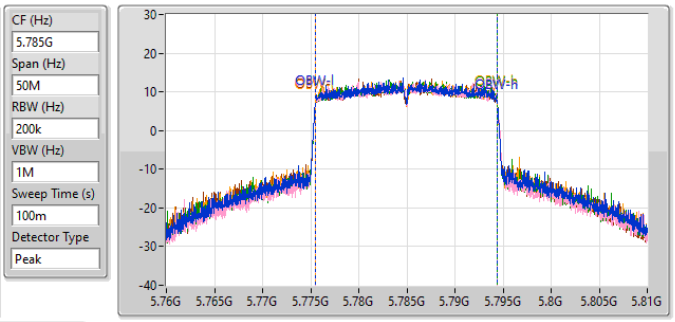

6dB(Hz)	Fl-6dB(Hz)	Fh-6dB(Hz)	OBW(Hz)	Fl-OBW(Hz)	Fh-OBW(Hz)	Limit(Hz)	Port
18.645M	5.77565G	5.794295G	18.941M	5.77548G	5.79442G	500k	1
18.15M	5.77609G	5.79424G	18.916M	5.775505G	5.79442G	500k	2
18.865M	5.77554G	5.794405G	18.916M	5.775505G	5.79442G	500k	3
18.7M	5.77565G	5.79435G	18.941M	5.77548G	5.79442G	500k	4
18.535M	5.775705G	5.79424G	18.966M	5.775455G	5.79442G	500k	5

5.725-5.85GHz_802.11be EHT20-BF_Nss1,(MCS0)_5TX **EBW**

5825MHz

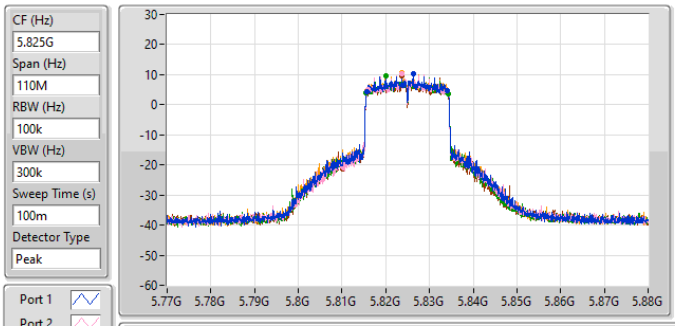

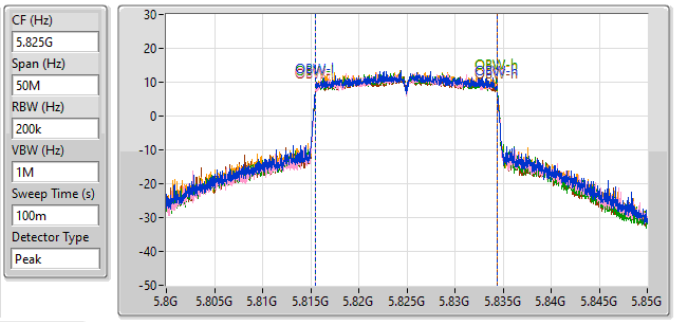

6dB(Hz)	Fl-6dB(Hz)	Fh-6dB(Hz)	OBW(Hz)	Fl-OBW(Hz)	Fh-OBW(Hz)	Limit(Hz)	Port
18.59M	5.815595G	5.834185G	18.916M	5.81548G	5.834395G	500k	1
18.095M	5.815925G	5.83402G	18.891M	5.815505G	5.834395G	500k	2
18.865M	5.81554G	5.834405G	18.916M	5.81548G	5.834395G	500k	3
18.535M	5.81565G	5.834185G	18.941M	5.81548G	5.83442G	500k	4
18.535M	5.815705G	5.83424G	18.916M	5.81548G	5.834395G	500k	5

5.15-5.25GHz_802.11be EHT40-BF_Nss1,(MCS0)_5TX **EBW**

5190MHz

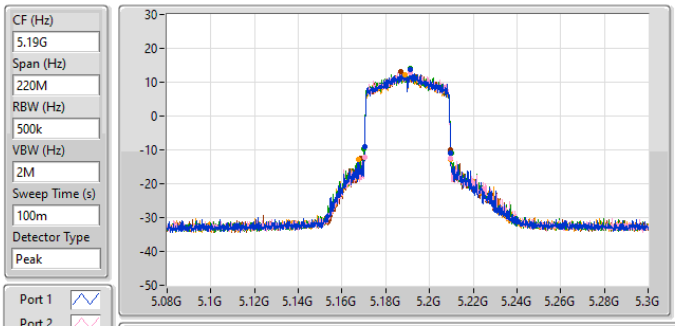

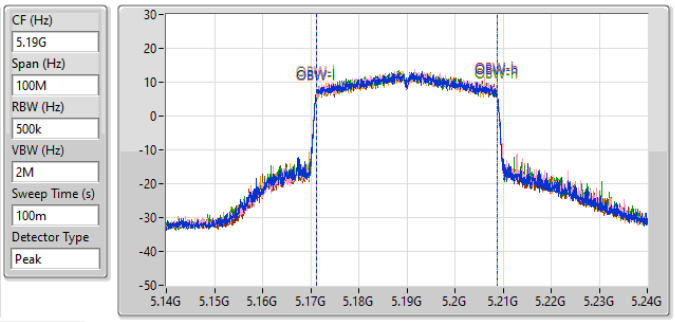

26dB(Hz)	Fl-26dB(Hz)	Fh-26dB(Hz)	OBW(Hz)	Fl-OBW(Hz)	Fh-OBW(Hz)	Limit(Hz)	Port
39.38M	5.17031G	5.20969G	37.581M	5.171159G	5.208741G	Inf	1
39.6M	5.1702G	5.2098G	37.431M	5.171259G	5.208691G	Inf	2
40.15M	5.17009G	5.21024G	37.531M	5.171159G	5.208691G	Inf	3
42.35M	5.16745G	5.2098G	37.531M	5.171209G	5.208741G	Inf	4
41.47M	5.16833G	5.2098G	37.481M	5.171209G	5.208691G	Inf	5

5.15-5.25GHz_802.11be EHT40-BF_Nss1,(MCS0)_5TX **EBW**

5230MHz

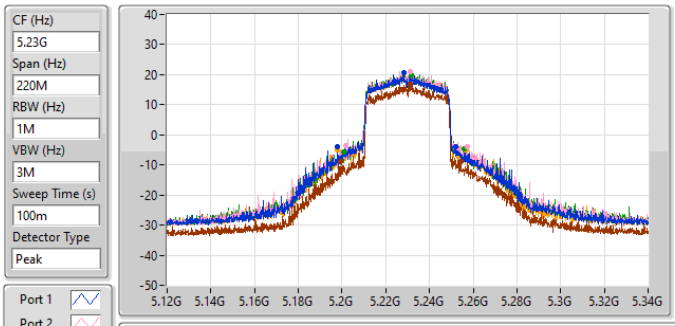

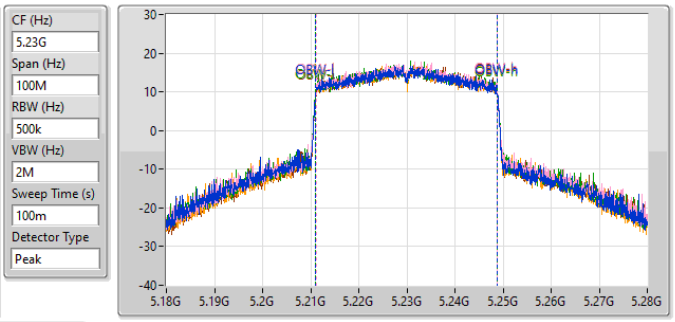

26dB(Hz)	Fl-26dB(Hz)	Fh-26dB(Hz)	OBW(Hz)	Fl-OBW(Hz)	Fh-OBW(Hz)	Limit(Hz)	Port
54.23M	5.19799G	5.25222G	37.731M	5.211059G	5.248791G	Inf	1
55.66M	5.20173G	5.25739G	37.731M	5.211109G	5.248841G	Inf	2
55.11M	5.20052G	5.25563G	37.731M	5.211059G	5.248791G	Inf	3
58.85M	5.19788G	5.25673G	37.681M	5.211109G	5.248791G	Inf	4
55.11M	5.1992G	5.25431G	37.731M	5.211109G	5.248841G	Inf	5

5.25-5.35GHz_802.11be EHT40-BF_Nss1,(MCS0)_5TX **EBW**

5270MHz

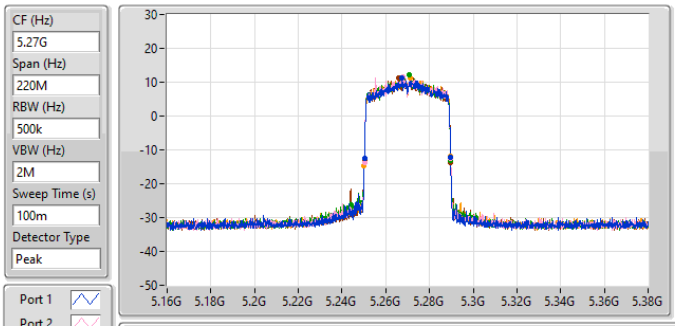

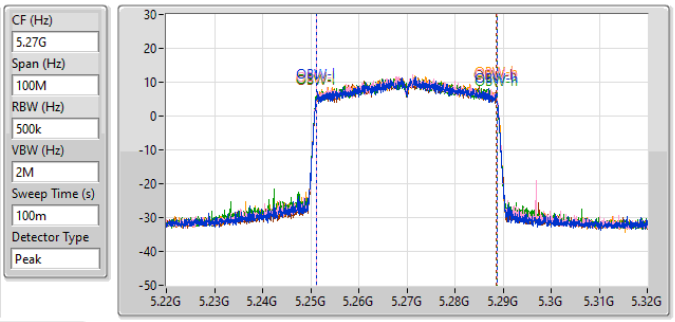

26dB(Hz)	Fl-26dB(Hz)	Fh-26dB(Hz)	OBW(Hz)	Fl-OBW(Hz)	Fh-OBW(Hz)	Limit(Hz)	Port
39.49M	5.2502G	5.28969G	37.481M	5.251209G	5.288691G	Inf	1
39.49M	5.2502G	5.28969G	37.481M	5.251209G	5.288691G	Inf	2
39.49M	5.2502G	5.28969G	37.531M	5.251159G	5.288691G	Inf	3
39.6M	5.25009G	5.28969G	37.431M	5.251259G	5.288691G	Inf	4
39.49M	5.2502G	5.28969G	37.381M	5.251259G	5.288641G	Inf	5

5.25-5.35GHz_802.11be EHT40-BF_Nss1,(MCS0)_5TX **EBW**

5310MHz

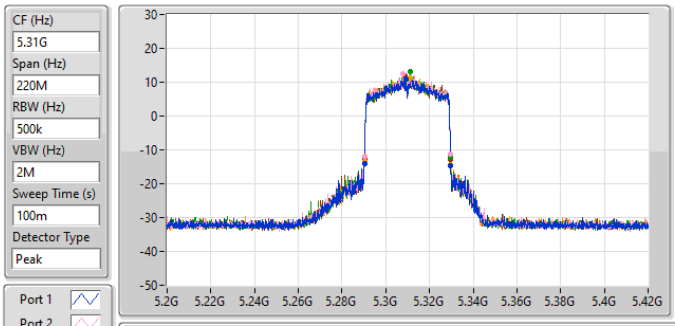

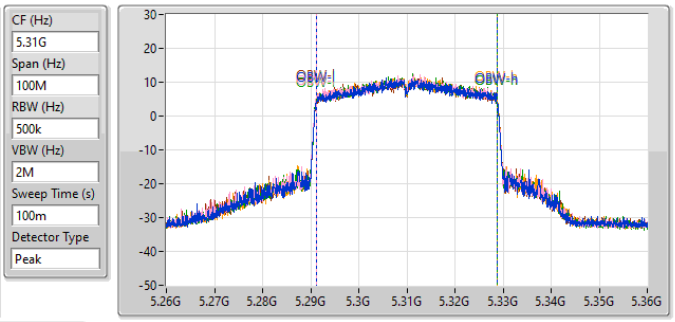

26dB(Hz)	Fl-26dB(Hz)	Fh-26dB(Hz)	OBW(Hz)	Fl-OBW(Hz)	Fh-OBW(Hz)	Limit(Hz)	Port
39.6M	5.2902G	5.3298G	37.531M	5.291209G	5.328741G	Inf	1
39.49M	5.2902G	5.32969G	37.531M	5.291209G	5.328741G	Inf	2
39.49M	5.2902G	5.32969G	37.531M	5.291159G	5.328691G	Inf	3
39.6M	5.2902G	5.3298G	37.531M	5.291209G	5.328741G	Inf	4
39.49M	5.2902G	5.32969G	37.481M	5.291209G	5.328691G	Inf	5

5.47-5.725GHz_802.11be EHT40-BF_Nss1,(MCS0)_5TX **EBW**

5510MHz

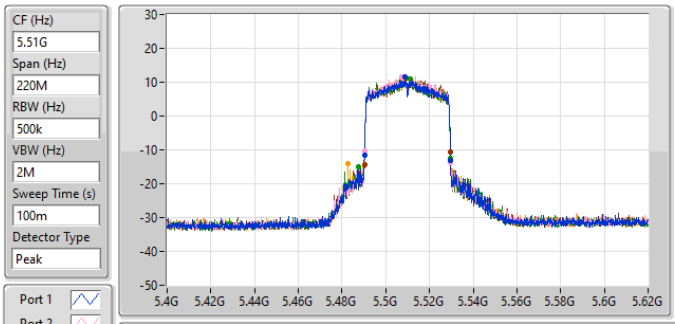

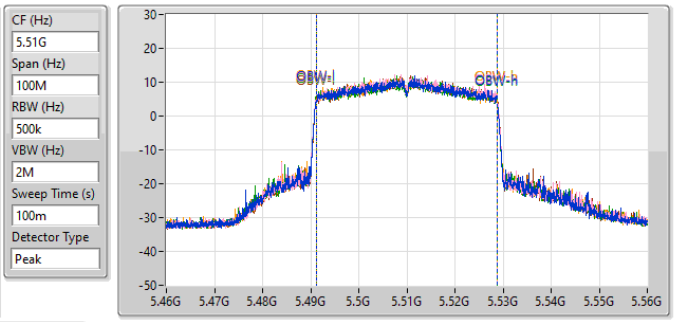

26dB(Hz)	Fl-26dB(Hz)	Fh-26dB(Hz)	OBW(Hz)	Fl-OBW(Hz)	Fh-OBW(Hz)	Limit(Hz)	Port
39.49M	5.4902G	5.52969G	37.531M	5.491159G	5.528691G	Inf	1
39.6M	5.4902G	5.5298G	37.531M	5.491209G	5.528741G	Inf	2
42.13M	5.48756G	5.52969G	37.581M	5.491109G	5.528691G	Inf	3
47.08M	5.48261G	5.52969G	37.581M	5.491159G	5.528741G	Inf	4
39.49M	5.4902G	5.52969G	37.531M	5.491209G	5.528741G	Inf	5

5.47-5.725GHz_802.11be EHT40-BF_Nss1,(MCS0)_5TX **EBW**

5590MHz

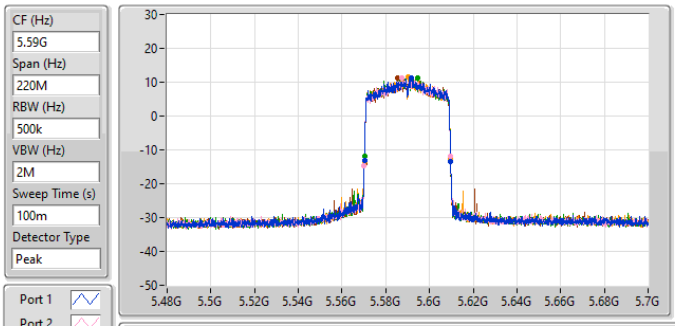

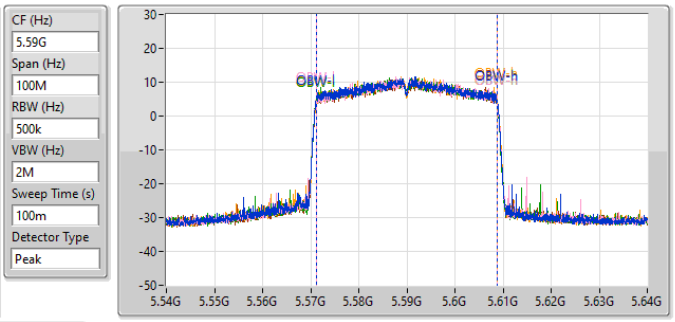

26dB(Hz)	Fl-26dB(Hz)	Fh-26dB(Hz)	OBW(Hz)	Fl-OBW(Hz)	Fh-OBW(Hz)	Limit(Hz)	Port
39.49M	5.5702G	5.60969G	37.481M	5.571209G	5.608691G	Inf	1
39.6M	5.57009G	5.60969G	37.481M	5.571209G	5.608691G	Inf	2
39.49M	5.5702G	5.60969G	37.481M	5.571209G	5.608691G	Inf	3
39.49M	5.5702G	5.60969G	37.481M	5.571209G	5.608691G	Inf	4
39.49M	5.5702G	5.60969G	37.431M	5.571259G	5.608691G	Inf	5

5.47-5.725GHz_802.11be EHT40-BF_Nss1,(MCS0)_5TX **EBW**

5670MHz

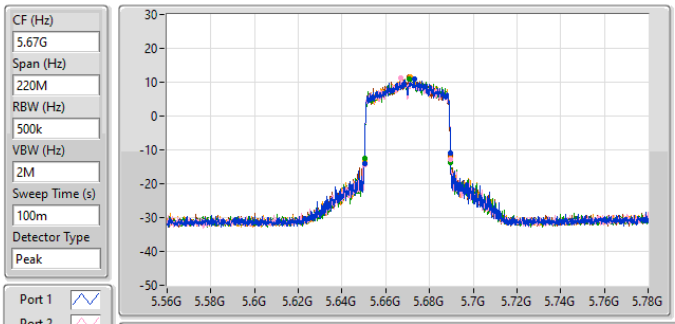

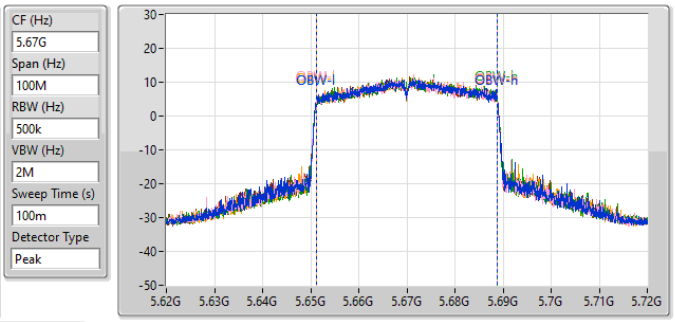

26dB(Hz)	Fl-26dB(Hz)	Fh-26dB(Hz)	OBW(Hz)	Fl-OBW(Hz)	Fh-OBW(Hz)	Limit(Hz)	Port
39.49M	5.6502G	5.68969G	37.531M	5.651209G	5.688741G	Inf	1
39.6M	5.6502G	5.6898G	37.531M	5.651209G	5.688741G	Inf	2
39.6M	5.6502G	5.6898G	37.481M	5.651259G	5.688741G	Inf	3
39.49M	5.6502G	5.68969G	37.531M	5.651209G	5.688741G	Inf	4
39.49M	5.6502G	5.68969G	37.481M	5.651209G	5.688691G	Inf	5

5.47-5.725GHz_802.11be EHT40-BF_Nss1,(MCS0)_5TX **EBW**

5710MHz Straddle 5.47-5.725GHz

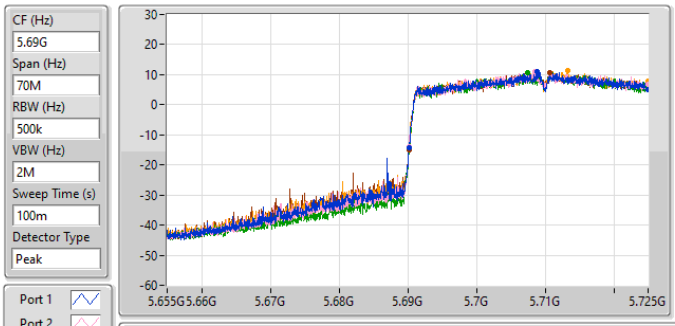

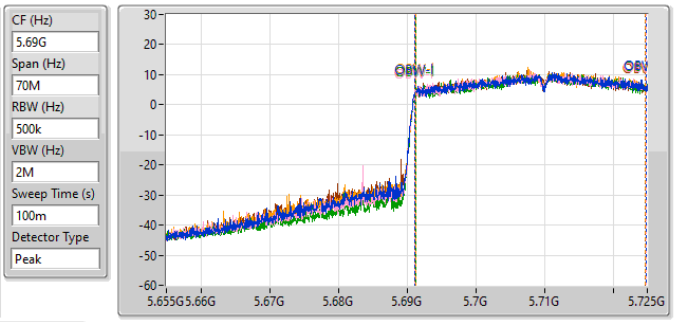

26dB(Hz)	Fl-26dB(Hz)	Fh-26dB(Hz)	OBW(Hz)	Fl-OBW(Hz)	Fh-OBW(Hz)	Limit(Hz)	Port
34.825M	5.690175G	5.725G	33.6M	5.691179G	5.724779G	Inf	1
34.79M	5.69021G	5.725G	33.546M	5.691229G	5.724775G	Inf	2
34.79M	5.69021G	5.725G	33.562M	5.691246G	5.724808G	Inf	3
34.825M	5.690175G	5.725G	33.496M	5.691253G	5.724749G	Inf	4
34.825M	5.690175G	5.725G	33.542M	5.691224G	5.724766G	Inf	5

5.725-5.85GHz_802.11be EHT40-BF_Nss1,(MCS0)_5TX **EBW**

5710MHz Straddle 5.725-5.85GHz

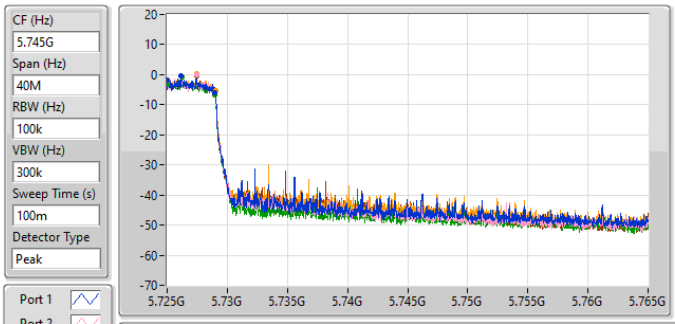

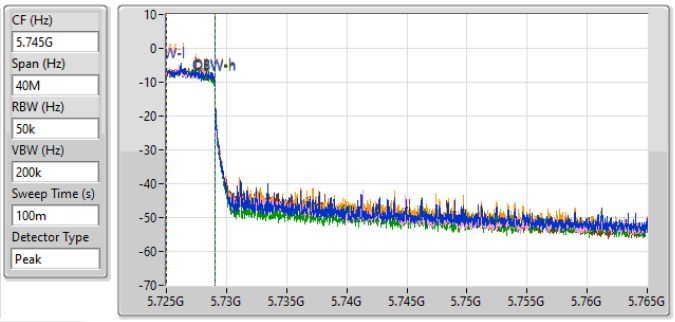

6dB(Hz)	Fl-6dB(Hz)	Fh-6dB(Hz)	OBW(Hz)	Fl-OBW(Hz)	Fh-OBW(Hz)	Limit(Hz)	Port
3.98M	5.725G	5.72898G	4.03M	5.72502G	5.729049G	500k	1
3.98M	5.725G	5.72898G	4.028M	5.72502G	5.729048G	500k	2
3.96M	5.725G	5.72896G	4.026M	5.725019G	5.729046G	500k	3
4M	5.725G	5.729G	4.031M	5.725017G	5.729048G	500k	4
3.92M	5.725G	5.72892G	4.027M	5.725021G	5.729048G	500k	5

5.725-5.85GHz_802.11be EHT40-BF_Nss1,(MCS0)_5TX **EBW**

5755MHz

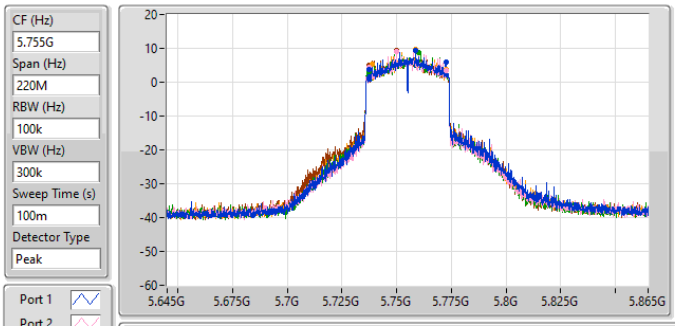

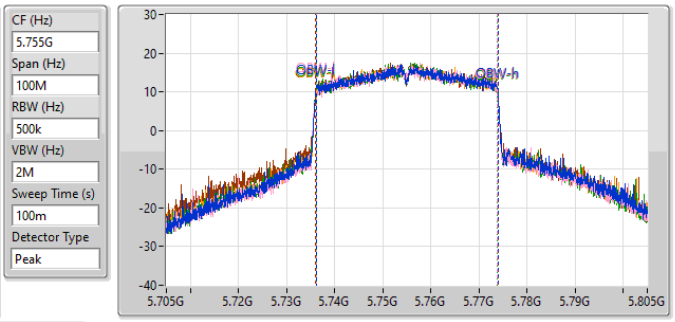

6dB(Hz)	Fl-6dB(Hz)	Fh-6dB(Hz)	OBW(Hz)	Fl-OBW(Hz)	Fh-OBW(Hz)	Limit(Hz)	Port
35.09M	5.7374G	5.77249G	37.831M	5.736109G	5.773941G	500k	1
35.2M	5.7374G	5.7726G	37.781M	5.736109G	5.773891G	500k	2
35.42M	5.7374G	5.77282G	37.781M	5.736109G	5.773891G	500k	3
33.99M	5.73872G	5.77271G	37.831M	5.736109G	5.773941G	500k	4
35.09M	5.7374G	5.77249G	37.931M	5.736009G	5.773941G	500k	5

5.725-5.85GHz_802.11be EHT40-BF_Nss1,(MCS0)_5TX **EBW**

5795MHz

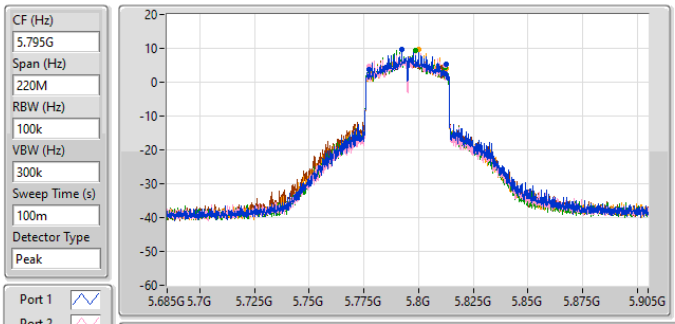

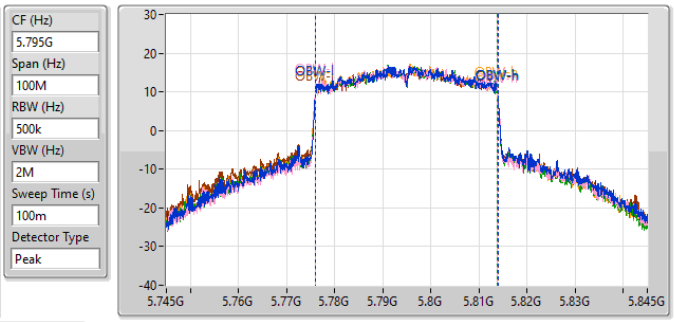

6dB(Hz)	Fl-6dB(Hz)	Fh-6dB(Hz)	OBW(Hz)	Fl-OBW(Hz)	Fh-OBW(Hz)	Limit(Hz)	Port
35.09M	5.7774G	5.81249G	37.931M	5.776009G	5.813941G	500k	1
34.98M	5.7774G	5.81238G	37.831M	5.776059G	5.813891G	500k	2
34.98M	5.7774G	5.81238G	37.831M	5.776009G	5.813841G	500k	3
35.2M	5.7774G	5.8126G	37.931M	5.77596G	5.813891G	500k	4
33.66M	5.77751G	5.81117G	38.031M	5.77591G	5.813941G	500k	5

5.15-5.25GHz_802.11be EHT80-BF_Nss1,(MCS0)_5TX **EBW**

5210MHz

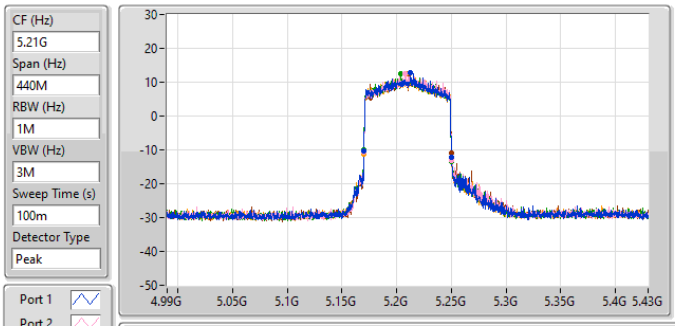

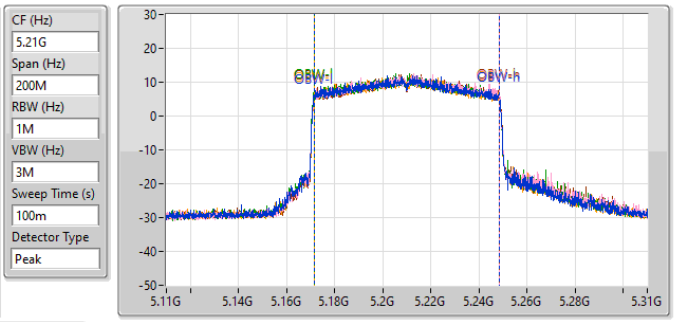

26dB(Hz)	Fl-26dB(Hz)	Fh-26dB(Hz)	OBW(Hz)	Fl-OBW(Hz)	Fh-OBW(Hz)	Limit(Hz)	Port
80.08M	5.16996G	5.25004G	76.862M	5.171519G	5.248381G	Inf	1
80.3M	5.16996G	5.25026G	76.762M	5.171619G	5.248381G	Inf	2
80.08M	5.16996G	5.25004G	76.962M	5.171419G	5.248381G	Inf	3
80.08M	5.16996G	5.25004G	76.862M	5.171519G	5.248381G	Inf	4
80.08M	5.16996G	5.25004G	76.962M	5.171519G	5.248481G	Inf	5

5.25-5.35GHz_802.11be EHT80-BF_Nss1,(MCS0)_5TX **EBW**

5290MHz

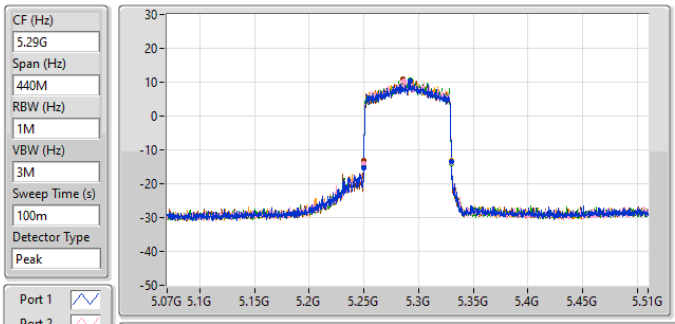

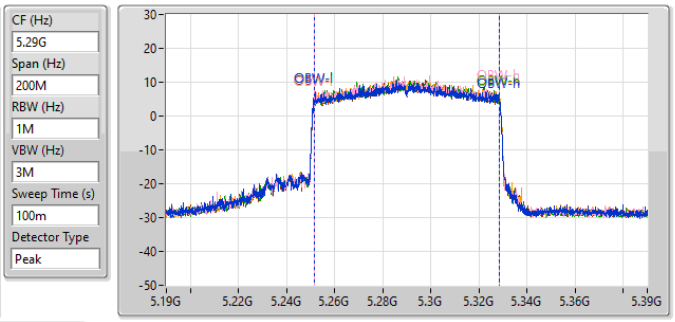

26dB(Hz)	Fl-26dB(Hz)	Fh-26dB(Hz)	OBW(Hz)	Fl-OBW(Hz)	Fh-OBW(Hz)	Limit(Hz)	Port
80.3M	5.24974G	5.33004G	77.061M	5.251319G	5.328381G	Inf	1
80.3M	5.24974G	5.33004G	76.962M	5.251519G	5.328481G	Inf	2
80.3M	5.24974G	5.33004G	76.962M	5.251419G	5.328381G	Inf	3
80.3M	5.24974G	5.33004G	76.962M	5.251519G	5.328481G	Inf	4
80.08M	5.24996G	5.33004G	76.962M	5.251419G	5.328381G	Inf	5

5.47-5.725GHz_802.11be EHT80-BF_Nss1,(MCS0)_5TX **EBW**

5530MHz

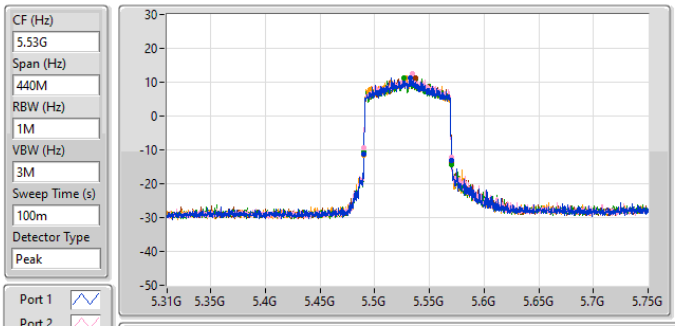

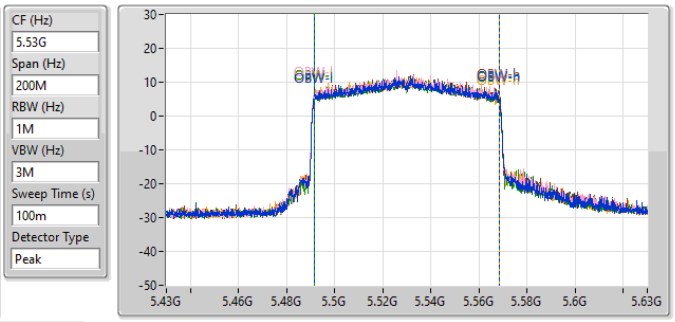

26dB(Hz)	Fl-26dB(Hz)	Fh-26dB(Hz)	OBW(Hz)	Fl-OBW(Hz)	Fh-OBW(Hz)	Limit(Hz)	Port
80.08M	5.48996G	5.57004G	77.061M	5.491419G	5.568481G	Inf	1
80.08M	5.48996G	5.57004G	76.862M	5.491519G	5.568381G	Inf	2
80.3M	5.48996G	5.57026G	76.962M	5.491419G	5.568381G	Inf	3
80.08M	5.48996G	5.57004G	76.962M	5.491419G	5.568381G	Inf	4
80.3M	5.48996G	5.57026G	76.962M	5.491519G	5.568481G	Inf	5

5.47-5.725GHz_802.11be EHT80-BF_Nss1,(MCS0)_5TX **EBW**

5610MHz

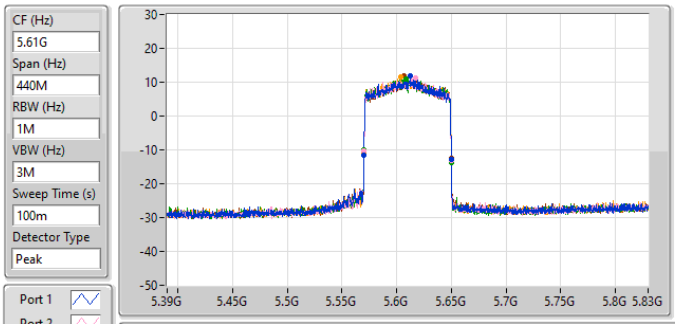

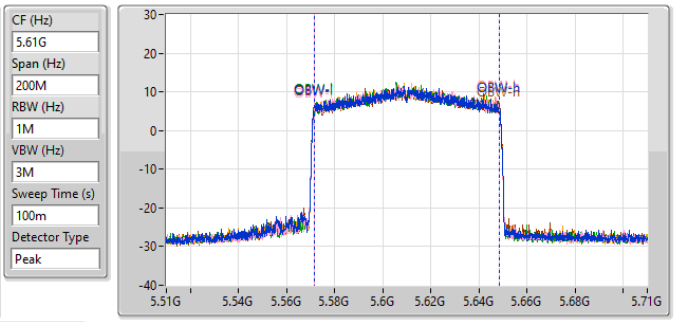

26dB(Hz)	Fl-26dB(Hz)	Fh-26dB(Hz)	OBW(Hz)	Fl-OBW(Hz)	Fh-OBW(Hz)	Limit(Hz)	Port
80.08M	5.56996G	5.65004G	76.962M	5.571519G	5.648481G	Inf	1
80.08M	5.56996G	5.65004G	76.762M	5.571519G	5.648281G	Inf	2
80.08M	5.56996G	5.65004G	76.862M	5.571419G	5.648281G	Inf	3
80.08M	5.56996G	5.65004G	76.862M	5.571519G	5.648381G	Inf	4
80.08M	5.56996G	5.65004G	76.962M	5.571519G	5.648481G	Inf	5

5.47-5.725GHz_802.11be EHT80-BF_Nss1,(MCS0)_5TX **EBW**

5690MHz Straddle 5.47-5.725GHz

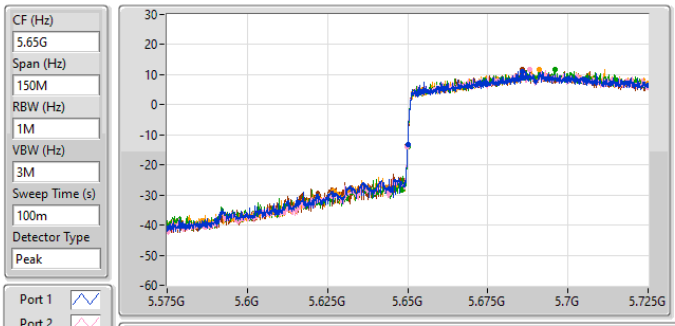

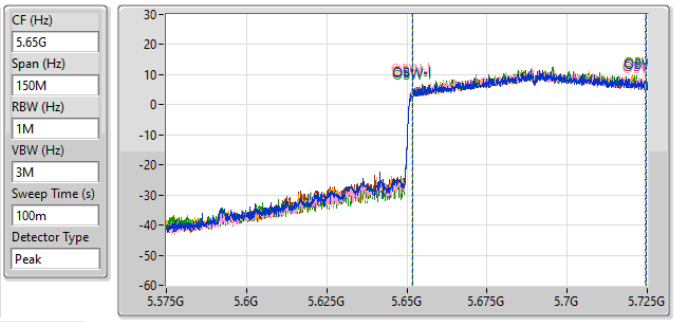

26dB(Hz)	Fl-26dB(Hz)	Fh-26dB(Hz)	OBW(Hz)	Fl-OBW(Hz)	Fh-OBW(Hz)	Limit(Hz)	Port
75M	5.65G	5.725G	72.852M	5.651672G	5.724525G	Inf	1
75.075M	5.649925G	5.725G	72.849M	5.651624G	5.724473G	Inf	2
75M	5.65G	5.725G	72.811M	5.65173G	5.724541G	Inf	3
75M	5.65G	5.725G	72.711M	5.651821G	5.724532G	Inf	4
75.075M	5.649925G	5.725G	72.769M	5.651704G	5.724473G	Inf	5

5.725-5.85GHz_802.11be EHT80-BF_Nss1,(MCS0)_5TX **EBW**

5690MHz Straddle 5.725-5.85GHz

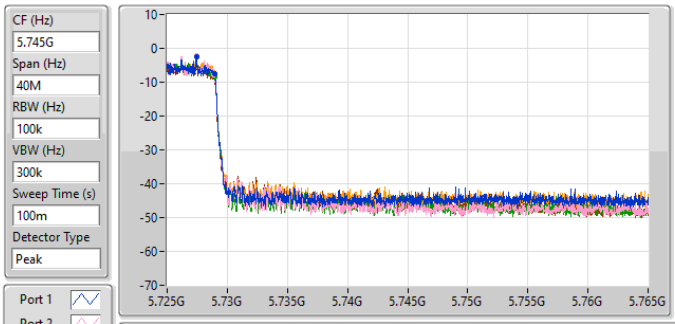

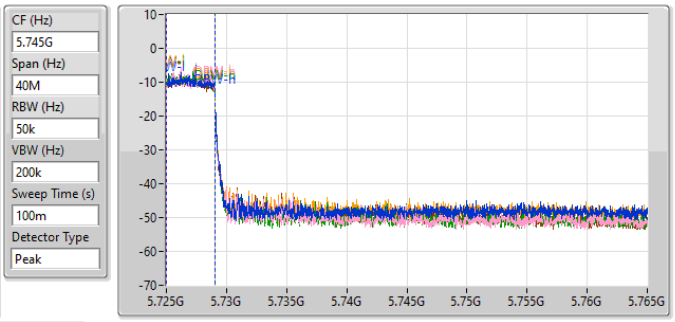

6dB(Hz)	Fl-6dB(Hz)	Fh-6dB(Hz)	OBW(Hz)	Fl-OBW(Hz)	Fh-OBW(Hz)	Limit(Hz)	Port
3.92M	5.725G	5.72892G	4.037M	5.725024G	5.729062G	500k	1
3.9M	5.725G	5.7289G	4.025M	5.725025G	5.72905G	500k	2
3.96M	5.725G	5.72896G	4.02M	5.725021G	5.72904G	500k	3
3.98M	5.725G	5.72898G	4.031M	5.72502G	5.729051G	500k	4
3.9M	5.725G	5.7289G	4.027M	5.725019G	5.729046G	500k	5

5.725-5.85GHz_802.11be EHT80-BF_Nss1,(MCS0)_5TX **EBW**

5775MHz

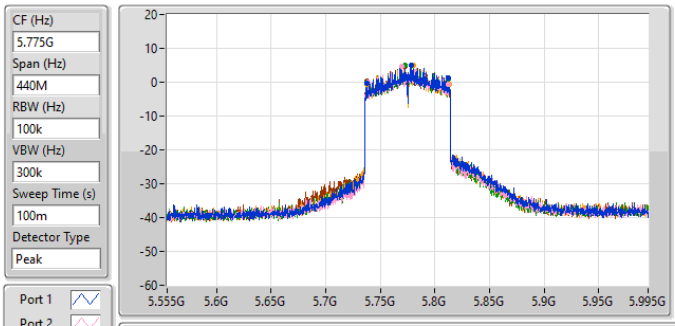

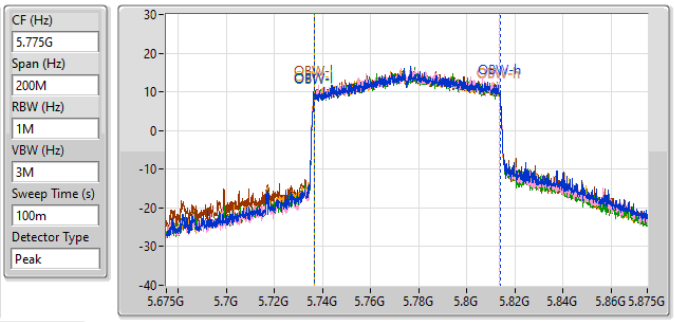

6dB(Hz)	Fl-6dB(Hz)	Fh-6dB(Hz)	OBW(Hz)	Fl-OBW(Hz)	Fh-OBW(Hz)	Limit(Hz)	Port
75.02M	5.73738G	5.8124G	77.261M	5.736519G	5.813781G	500k	1
73.92M	5.7387G	5.81262G	77.061M	5.736619G	5.813681G	500k	2
75.02M	5.73738G	5.8124G	77.061M	5.736619G	5.813681G	500k	3
75.9M	5.73738G	5.81328G	77.161M	5.736519G	5.813681G	500k	4
75.02M	5.73738G	5.8124G	77.161M	5.736519G	5.813681G	500k	5

5.15-5.25GHz_802.11be EHT160-BF_Nss1,(MCS0)_5TX **EBW**

5250MHz Straddle 5.15-5.25GHz

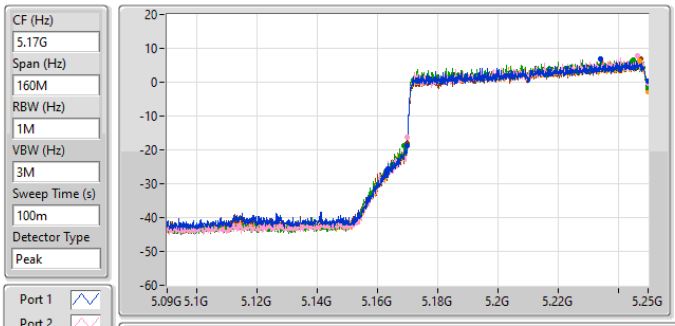

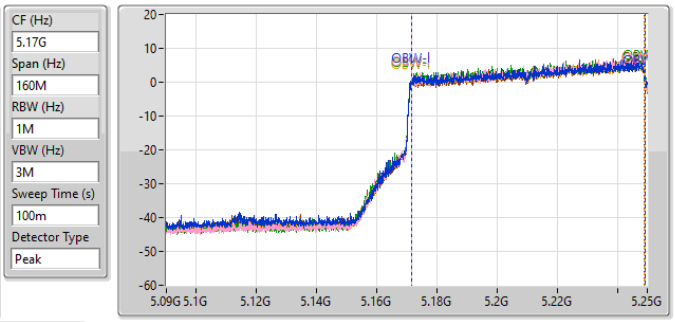

26dB(Hz)	Fl-26dB(Hz)	Fh-26dB(Hz)	OBW(Hz)	Fl-OBW(Hz)	Fh-OBW(Hz)	Limit(Hz)	Port
80.16M	5.16984G	5.25G	77.728M	5.171505G	5.249233G	Inf	1
80.08M	5.16992G	5.25G	77.592M	5.171574G	5.249166G	Inf	2
81.2M	5.1688G	5.25G	77.505M	5.171634G	5.249139G	Inf	3
80.16M	5.16984G	5.25G	77.531M	5.171557G	5.249088G	Inf	4
80.08M	5.16992G	5.25G	77.497M	5.171622G	5.249119G	Inf	5

5.25-5.35GHz_802.11be EHT160-BF_Nss1,(MCS0)_5TX **EBW**

5250MHz Straddle 5.25-5.35GHz

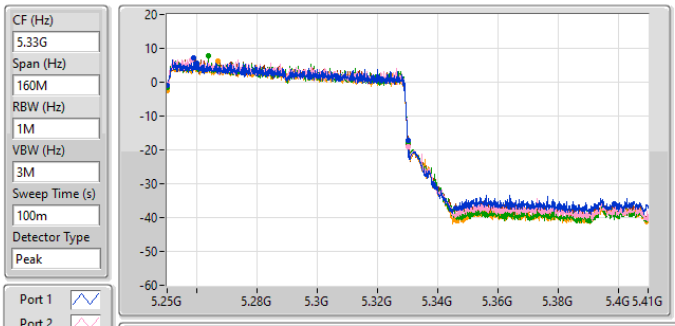

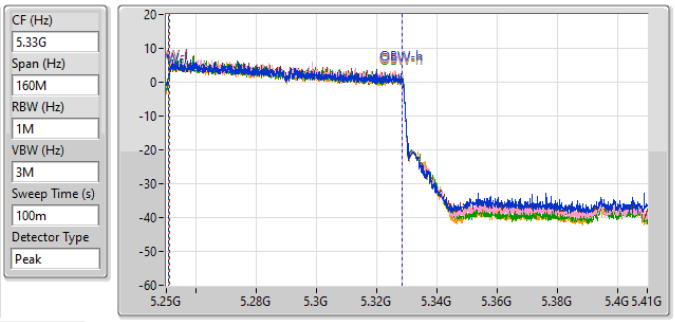

26dB(Hz)	Fl-26dB(Hz)	Fh-26dB(Hz)	OBW(Hz)	Fl-OBW(Hz)	Fh-OBW(Hz)	Limit(Hz)	Port
80M	5.25G	5.33G	77.728M	5.250752G	5.328481G	Inf	1
80.08M	5.25G	5.33008G	77.633M	5.250809G	5.328442G	Inf	2
80.08M	5.25G	5.33008G	77.654M	5.250813G	5.328467G	Inf	3
80.08M	5.25G	5.33008G	77.625M	5.250816G	5.328441G	Inf	4
80.08M	5.25G	5.33008G	77.472M	5.250882G	5.328354G	Inf	5

5.47-5.725GHz_802.11be EHT160-BF_Nss1,(MCS0)_5TX **EBW**

5570MHz

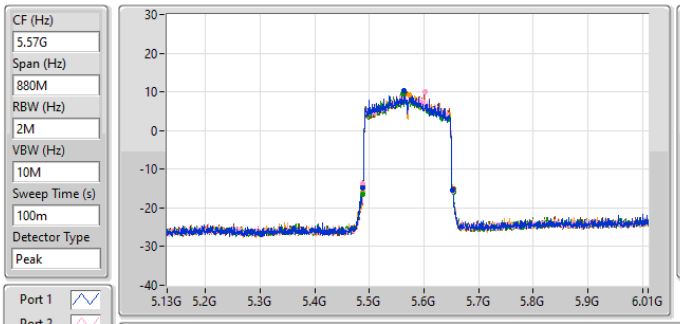

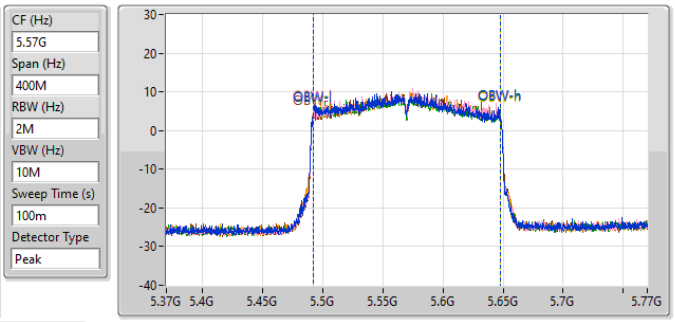

26dB(Hz)	Fl-26dB(Hz)	Fh-26dB(Hz)	OBW(Hz)	Fl-OBW(Hz)	Fh-OBW(Hz)	Limit(Hz)	Port
165M	5.48816G	5.65316G	155.922M	5.491839G	5.647761G	Inf	1
164.12M	5.4886G	5.65272G	155.722M	5.492039G	5.647761G	Inf	2
166.32M	5.48728G	5.6536G	155.922M	5.491839G	5.647761G	Inf	3
165.44M	5.48816G	5.6536G	155.922M	5.491839G	5.647761G	Inf	4
165.44M	5.4886G	5.65404G	155.922M	5.492039G	5.647961G	Inf	5

Non-beamforming mode

Summary

Mode	Total Power (dBm)	Total Power (W)	EIRP (dBm)	EIRP (W)
5.15-5.25GHz	-	-	-	-
802.11a_Nss1,(6Mbps)_5TX	29.52	0.89536	35.34	3.41979
802.11be EHT20_Nss1,(MCS0)_5TX	29.47	0.88512	35.29	3.38065
802.11be EHT40_Nss1,(MCS0)_5TX	29.47	0.88512	35.29	3.38065
802.11be EHT80_Nss1,(MCS0)_5TX	24.32	0.27040	30.14	1.03276
802.11be EHT160_Nss1,(MCS0)_5TX	18.70	0.07413	24.52	0.28314
5.25-5.35GHz	-	-	-	-
802.11a_Nss1,(6Mbps)_5TX	23.34	0.21577	28.84	0.76560
802.11be EHT20_Nss1,(MCS0)_5TX	23.47	0.22233	28.97	0.78886
802.11be EHT40_Nss1,(MCS0)_5TX	23.68	0.23335	29.18	0.82794
802.11be EHT80_Nss1,(MCS0)_5TX	22.52	0.17865	28.02	0.63387
802.11be EHT160_Nss1,(MCS0)_5TX	18.85	0.07674	24.35	0.27227
5.47-5.725GHz	-	-	-	-
802.11a_Nss1,(6Mbps)_5TX	23.49	0.22336	29.27	0.84528
802.11be EHT20_Nss1,(MCS0)_5TX	23.68	0.23335	29.46	0.88308
802.11be EHT40_Nss1,(MCS0)_5TX	23.54	0.22594	29.32	0.85507
802.11be EHT80_Nss1,(MCS0)_5TX	23.55	0.22646	29.33	0.85704
802.11be EHT160_Nss1,(MCS0)_5TX	21.74	0.14928	27.52	0.56494
5.725-5.85GHz	-	-	-	-
802.11a_Nss1,(6Mbps)_5TX	28.12	0.64863	34.08	2.55859
802.11be EHT20_Nss1,(MCS0)_5TX	28.19	0.65917	34.15	2.60016
802.11be EHT40_Nss1,(MCS0)_5TX	29.58	0.90782	35.54	3.58096
802.11be EHT80_Nss1,(MCS0)_5TX	27.34	0.54200	33.30	2.13796

Result

Mode	Result	DG (dBi)	Port 1 (dBm)	Port 2 (dBm)	Port 3 (dBm)	Port 4 (dBm)	Port 5 (dBm)	Total Power (dBm)	Power Limit (dBm)	EIRP (dBm)	EIRP Limit (dBm)
802.11a_Nss1,(6Mbps)_5TX	-	-	-	-	-	-	-	-	-	-	-
5180MHz	Pass	5.82	20.55	20.72	20.56	20.32	20.32	27.49	30.00	33.31	36.00
5200MHz	Pass	5.82	22.52	22.85	22.72	22.15	22.39	29.52	30.00	35.34	36.00
5240MHz	Pass	5.82	22.01	22.48	22.51	21.95	22.06	29.20	30.00	35.02	36.00
5260MHz	Pass	5.50	16.17	16.51	16.39	16.52	16.17	23.34	23.59	28.84	29.59
5300MHz	Pass	5.50	16.01	16.43	16.39	16.51	16.09	23.28	23.89	28.78	29.89
5320MHz	Pass	5.50	16.01	16.35	16.42	16.47	16.07	23.26	24.00	28.76	30.00
5500MHz	Pass	5.78	16.13	16.27	15.64	15.97	16.16	23.03	23.91	28.81	29.91
5580MHz	Pass	5.78	16.73	16.46	16.62	16.37	16.31	23.49	23.60	29.27	29.60
5680MHz	Pass	5.78	16.66	16.32	16.53	16.21	16.15	23.37	24.00	29.15	30.00
5700MHz	Pass	5.78	15.54	15.66	15.22	15.53	15.58	22.50	24.00	28.28	30.00
5720MHz Straddle 5.47-5.725GHz	Pass	5.78	15.19	15.18	14.91	15.27	15.1	22.12	22.52	27.90	28.52
5720MHz Straddle 5.725-5.85GHz	Pass	5.96	8.43	8.62	8.06	9.01	8.64	15.55	30.00	21.51	36.00
5745MHz	Pass	5.96	21.05	21.16	21.21	21.26	20.96	28.12	30.00	34.08	36.00
5785MHz	Pass	5.96	21.06	21.12	21.11	21.06	21.02	28.06	30.00	34.02	36.00
5825MHz	Pass	5.96	21.17	21.01	21.03	21.21	20.63	28.00	30.00	33.96	36.00
802.11be EHT20_Nss1,(MCS0)_5TX	-	-	-	-	-	-	-	-	-	-	-
5180MHz	Pass	5.82	20.21	20.33	20.33	19.79	19.91	27.11	30.00	32.93	36.00
5200MHz	Pass	5.82	22.67	22.58	22.03	22.34	22.75	29.47	30.00	35.29	36.00
5240MHz	Pass	5.82	22.38	22.69	22.58	22.08	22.32	29.40	30.00	35.22	36.00
5260MHz	Pass	5.50	16.17	16.57	16.47	16.55	16.14	23.37	23.95	28.87	29.95
5300MHz	Pass	5.50	16.19	16.61	16.57	16.59	16.26	23.44	23.97	28.94	29.97
5320MHz	Pass	5.50	16.21	16.62	16.58	16.62	16.35	23.47	23.97	28.97	29.97
5500MHz	Pass	5.78	16.81	16.95	16.33	16.35	16.95	23.68	24.00	29.46	30.00
5580MHz	Pass	5.78	16.9	16.59	16.86	16.45	16.51	23.66	23.95	29.44	29.95
5680MHz	Pass	5.78	16.75	16.65	16.75	16.32	16.42	23.57	24.00	29.35	30.00
5700MHz	Pass	5.78	14.72	14.66	14.36	14.61	14.53	21.57	23.97	27.35	29.97
5720MHz Straddle 5.47-5.725GHz	Pass	5.78	15.72	15.71	15.15	15.8	15.74	22.62	22.74	28.40	28.74
5720MHz Straddle 5.725-5.85GHz	Pass	5.96	10.1	10.01	9.46	10.26	10	16.96	30.00	22.92	36.00
5745MHz	Pass	5.96	21.03	21.22	21.28	21.29	21.05	28.17	30.00	34.13	36.00
5785MHz	Pass	5.96	21.08	21.27	21.21	21.29	21.05	28.17	30.00	34.13	36.00
5825MHz	Pass	5.96	21.26	21.16	21.26	21.46	20.86	28.19	30.00	34.15	36.00
802.11be EHT40_Nss1,(MCS0)_5TX	-	-	-	-	-	-	-	-	-	-	-
5190MHz	Pass	5.82	18.46	18.71	18.53	18.19	18.29	25.43	30.00	31.25	36.00
5230MHz	Pass	5.82	22.37	22.79	22.65	22.32	22.27	29.47	30.00	35.29	36.00
5270MHz	Pass	5.50	16.44	16.82	16.78	16.91	16.46	23.68	24.00	29.18	30.00

Mode	Result	DG (dBi)	Port 1 (dBm)	Port 2 (dBm)	Port 3 (dBm)	Port 4 (dBm)	Port 5 (dBm)	Total Power (dBm)	Power Limit (dBm)	EIRP (dBm)	EIRP Limit (dBm)
5310MHz	Pass	5.50	16.44	16.81	16.79	16.84	16.42	23.65	24.00	29.15	30.00
5510MHz	Pass	5.78	16.58	16.63	16.26	16.45	16.68	23.51	24.00	29.29	30.00
5550MHz	Pass	5.78	16.67	16.48	16.63	16.39	16.48	23.52	24.00	29.30	30.00
5670MHz	Pass	5.78	16.54	16.53	16.68	16.57	16.41	23.54	24.00	29.32	30.00
5710MHz Straddle 5.47-5.725GHz	Pass	5.78	16.13	16.14	15.7	16.17	16.1	23.04	24.00	28.82	30.00
5710MHz Straddle 5.725-5.85GHz	Pass	5.96	5.38	5.22	4.62	5.29	5.12	12.12	30.00	18.08	36.00
5755MHz	Pass	5.96	22.69	22.63	22.61	22.66	22.36	29.58	30.00	35.54	36.00
5795MHz	Pass	5.96	22.56	22.54	22.57	22.61	22.44	29.53	30.00	35.49	36.00
802.11be EHT80_Nss1,(MCS0)_5TX	-	-	-	-	-	-	-	-	-	-	-
5210MHz	Pass	5.82	17.34	17.53	17.45	17.14	17.17	24.32	30.00	30.14	36.00
5290MHz	Pass	5.50	15.34	15.63	15.56	15.76	15.35	22.52	24.00	28.02	30.00
5530MHz	Pass	5.78	16.32	16.67	16.71	16.69	16.41	23.55	24.00	29.33	30.00
5610MHz	Pass	5.78	16.65	16.38	16.67	16.51	16.4	23.51	24.00	29.29	30.00
5690MHz Straddle 5.47-5.725GHz	Pass	5.78	16.2	16.24	16.29	16.22	16.18	23.22	24.00	29.00	30.00
5690MHz Straddle 5.725-5.85GHz	Pass	5.96	2.42	2.49	2.24	2.59	2.16	9.37	30.00	15.33	36.00
5775MHz	Pass	5.96	20.31	20.42	20.41	20.32	20.29	27.34	30.00	33.30	36.00
802.11be EHT160_Nss1,(MCS0)_5TX	-	-	-	-	-	-	-	-	-	-	-
5250MHz Straddle 5.15-5.25GHz	Pass	5.82	11.68	11.91	11.82	11.68	11.45	18.70	30.00	24.52	36.00
5250MHz Straddle 5.25-5.35GHz	Pass	5.50	11.78	12.09	12.01	11.52	11.86	18.85	24.00	24.35	30.00
5570MHz	Pass	5.78	14.69	15.01	14.62	14.53	14.89	21.74	24.00	27.52	30.00

DG = Directional Gain; Port X = Port X output power
Directional Gain refers to antenna specification.

Beamforming mode

Summary

Mode	Total Power (dBm)	Total Power (W)	EIRP (dBm)	EIRP (W)
5.15-5.25GHz	-	-	-	-
802.11be EHT20-BF_Nss1,(MCS0)_5TX	29.31	0.85310	35.13	3.25837
802.11be EHT40-BF_Nss1,(MCS0)_5TX	29.39	0.86896	35.21	3.31894
802.11be EHT80-BF_Nss1,(MCS0)_5TX	23.86	0.24322	29.68	0.92897
802.11be EHT160-BF_Nss1,(MCS0)_5TX	18.58	0.07211	24.40	0.27542
5.25-5.35GHz	-	-	-	-
802.11be EHT20-BF_Nss1,(MCS0)_5TX	23.38	0.21777	28.88	0.77268
802.11be EHT40-BF_Nss1,(MCS0)_5TX	23.66	0.23227	29.16	0.82414
802.11be EHT80-BF_Nss1,(MCS0)_5TX	22.47	0.17660	27.97	0.62661
802.11be EHT160-BF_Nss1,(MCS0)_5TX	18.62	0.07278	24.12	0.25823
5.47-5.725GHz	-	-	-	-
802.11be EHT20-BF_Nss1,(MCS0)_5TX	23.52	0.22491	29.30	0.85114
802.11be EHT40-BF_Nss1,(MCS0)_5TX	23.42	0.21979	29.20	0.83176
802.11be EHT80-BF_Nss1,(MCS0)_5TX	23.40	0.21878	29.18	0.82794
802.11be EHT160-BF_Nss1,(MCS0)_5TX	21.26	0.13366	27.04	0.50582
5.725-5.85GHz	-	-	-	-
802.11be EHT20-BF_Nss1,(MCS0)_5TX	28.11	0.64714	34.07	2.55270
802.11be EHT40-BF_Nss1,(MCS0)_5TX	29.46	0.88308	35.42	3.48337
802.11be EHT80-BF_Nss1,(MCS0)_5TX	27.27	0.53333	33.23	2.10378

Result

Mode	Result	DG (dBi)	Port 1 (dBm)	Port 2 (dBm)	Port 3 (dBm)	Port 4 (dBm)	Port 5 (dBm)	Total Power (dBm)	Power Limit (dBm)	EIRP (dBm)	EIRP Limit (dBm)
802.11be EHT20-BF_Nss1,(MCS0)_5TX											
5180MHz	Pass	5.82	19.95	19.95	20.02	19.86	20.33	27.01	30.00	32.83	36.00
5200MHz	Pass	5.82	22.21	22.75	21.95	22.12	22.52	29.31	30.00	35.13	36.00
5240MHz	Pass	5.82	22.26	22.51	22.39	21.92	22.22	29.25	30.00	35.07	36.00
5260MHz	Pass	5.50	16.21	16.43	16.38	16.61	16.03	23.33	23.97	28.83	29.97
5300MHz	Pass	5.50	16.19	16.33	16.35	16.74	16.17	23.35	23.98	28.85	29.98
5320MHz	Pass	5.50	16.11	16.49	16.42	16.68	16.21	23.38	23.97	28.88	29.97
5500MHz	Pass	5.78	16.85	16.56	16.21	16.21	16.79	23.52	24.00	29.30	30.00
5580MHz	Pass	5.78	16.93	16.13	16.36	16.31	16.85	23.52	23.97	29.30	29.97
5680MHz	Pass	5.78	16.83	15.99	16.27	16.18	16.73	23.40	24.00	29.18	30.00
5700MHz	Pass	5.78	14.03	13.65	13.72	14.21	14.03	20.92	24.00	26.70	30.00
5720MHz Straddle 5.47-5.725GHz	Pass	5.78	15.57	15.58	15.26	15.84	15.56	22.56	22.74	28.34	28.74
5720MHz Straddle 5.725-5.85GHz	Pass	5.96	9.94	10	9.66	10.23	9.8	16.92	30.00	22.88	36.00
5745MHz	Pass	5.96	20.63	20.77	20.58	20.97	20.55	27.69	30.00	33.65	36.00
5785MHz	Pass	5.96	21.26	21.05	21.16	21.12	21.02	28.11	30.00	34.07	36.00
5825MHz	Pass	5.96	21.13	21.03	21.11	21.22	20.76	28.04	30.00	34.00	36.00
802.11be EHT40-BF_Nss1,(MCS0)_5TX											
5190MHz	Pass	5.82	18.51	18.65	18.46	18.08	18.26	25.39	30.00	31.21	36.00
5230MHz	Pass	5.82	22.23	22.69	22.68	22.21	22.16	29.39	30.00	35.21	36.00
5270MHz	Pass	5.50	16.43	16.46	16.62	17.01	16.79	23.66	24.00	29.16	30.00
5310MHz	Pass	5.50	16.3	16.72	16.62	16.95	16.56	23.62	24.00	29.12	30.00
5510MHz	Pass	5.78	16.51	16.42	15.88	16.33	16.57	23.34	24.00	29.12	30.00
5590MHz	Pass	5.78	16.6	15.93	16.12	16.56	16.88	23.42	24.00	29.20	30.00
5670MHz	Pass	5.78	16.48	16.56	16.35	16.33	16.42	23.42	24.00	29.20	30.00
5710MHz Straddle 5.47-5.725GHz	Pass	5.78	15.95	16.01	15.68	16.18	16	22.96	24.00	28.74	30.00
5710MHz Straddle 5.725-5.85GHz	Pass	5.96	5.09	5.15	4.87	5.45	5.03	12.11	30.00	18.07	36.00
5755MHz	Pass	5.96	22.52	22.51	22.28	22.61	22.32	29.44	30.00	35.40	36.00
5795MHz	Pass	5.96	22.53	22.49	22.48	22.51	22.33	29.46	30.00	35.42	36.00
802.11be EHT80-BF_Nss1,(MCS0)_5TX											
5210MHz	Pass	5.82	16.98	17.23	16.92	16.88	16.31	23.86	30.00	29.68	36.00
5290MHz	Pass	5.50	15.51	15.42	15.47	15.62	15.39	22.47	24.00	27.97	30.00
5530MHz	Pass	5.78	16.45	16.61	16.21	16.28	16.47	23.40	24.00	29.18	30.00
5610MHz	Pass	5.78	16.52	16.45	16.28	16.35	16.45	23.40	24.00	29.18	30.00
5690MHz Straddle 5.47-5.725GHz	Pass	5.78	16.04	16.08	16.28	16.17	16.02	23.11	24.00	28.89	30.00
5690MHz Straddle 5.725-5.85GHz	Pass	5.96	2.16	2.28	2.6	2.55	1.94	9.30	30.00	15.26	36.00
5775MHz	Pass	5.96	20.57	19.95	20.26	20.43	20.15	27.27	30.00	33.23	36.00

Mode	Result	DG (dBi)	Port 1 (dBm)	Port 2 (dBm)	Port 3 (dBm)	Port 4 (dBm)	Port 5 (dBm)	Total Power (dBm)	Power Limit (dBm)	EIRP (dBm)	EIRP Limit (dBm)
802.11be EHT160-BF_Nss1,(MCS0)_5TX											
5250MHz Straddle 5.15-5.25GHz	Pass	5.82	11.6	11.75	11.89	11.4	11.26	18.58	30.00	24.40	36.00
5250MHz Straddle 5.25-5.35GHz	Pass	5.50	11.65	11.88	11.62	11.28	11.71	18.62	24.00	24.12	30.00
5570MHz	Pass	5.78	14.22	14.61	13.79	14.27	14.41	21.26	24.00	27.04	30.00

DG = Directional Gain; Port X = Port X output power
Directional Gain refers to antenna specification.

Non-beamforming mode

Summary

Mode	PD (dBm/RBW)	EIRP PD (dBm/RBW)
5.15-5.25GHz	-	-
802.11a_Nss1,(6Mbps)_5TX	16.77	22.59
802.11be EHT20_Nss1,(MCS0)_5TX	16.73	22.55
802.11be EHT40_Nss1,(MCS0)_5TX	14.44	20.26
802.11be EHT80_Nss1,(MCS0)_5TX	6.15	11.97
802.11be EHT160_Nss1,(MCS0)_5TX	0.93	6.75
5.25-5.35GHz	-	-
802.11a_Nss1,(6Mbps)_5TX	10.80	16.30
802.11be EHT20_Nss1,(MCS0)_5TX	10.58	16.08
802.11be EHT40_Nss1,(MCS0)_5TX	8.64	14.14
802.11be EHT80_Nss1,(MCS0)_5TX	4.27	9.77
802.11be EHT160_Nss1,(MCS0)_5TX	0.78	6.28
5.47-5.725GHz	-	-
802.11a_Nss1,(6Mbps)_5TX	10.90	16.68
802.11be EHT20_Nss1,(MCS0)_5TX	10.82	16.60
802.11be EHT40_Nss1,(MCS0)_5TX	8.53	14.31
802.11be EHT80_Nss1,(MCS0)_5TX	5.29	11.07
802.11be EHT160_Nss1,(MCS0)_5TX	0.86	6.64
5.725-5.85GHz	-	-
802.11a_Nss1,(6Mbps)_5TX	14.01	19.97
802.11be EHT20_Nss1,(MCS0)_5TX	13.69	19.65
802.11be EHT40_Nss1,(MCS0)_5TX	12.98	18.94
802.11be EHT80_Nss1,(MCS0)_5TX	7.76	13.72

RBW = 500kHz for 5.725-5.85GHz band / 1MHz for other band;

Result

Mode	Result	DG (dBi)	Port 1 (dBm/RBW)	Port 2 (dBm/RBW)	Port 3 (dBm/RBW)	Port 4 (dBm/RBW)	Port 5 (dBm/RBW)	PD (dBm/RBW)	PD Limit (dBm/RBW)	EIRP PD (dBm/RBW)	EIRP PD Limit (dBm/RBW)
802.11a_Nss1,(6Mbps)_5TX											
5180MHz	Pass	5.82	7.90	8.11	8.04	7.66	7.66	14.77	17.00	20.59	23.00
5200MHz	Pass	5.82	9.81	10.24	10.12	9.40	9.75	16.77	17.00	22.59	23.00
5240MHz	Pass	5.82	9.41	10.03	10.00	9.32	9.37	16.53	17.00	22.35	23.00
5260MHz	Pass	5.50	3.75	4.15	4.00	4.03	3.66	10.80	11.00	16.30	17.00
5300MHz	Pass	5.50	3.63	4.18	4.02	4.04	3.59	10.74	11.00	16.24	17.00
5320MHz	Pass	5.50	3.61	4.05	4.04	4.07	3.54	10.71	11.00	16.21	17.00
5500MHz	Pass	5.78	3.69	4.10	3.04	3.49	3.56	10.50	11.00	16.28	17.00
5580MHz	Pass	5.78	4.32	4.29	4.24	4.00	3.83	10.90	11.00	16.68	17.00
5700MHz	Pass	5.78	3.62	3.51	3.48	3.97	3.51	10.52	11.00	16.30	17.00
5720MHz Straddle 5.47-5.725GHz	Pass	5.78	3.46	3.77	3.51	3.64	3.45	10.39	11.00	16.17	17.00
5720MHz Straddle 5.725-5.85GHz	Pass	5.96	1.00	1.00	1.06	1.59	1.14	8.10	30.00	14.06	36.00
5745MHz	Pass	5.96	6.98	7.36	7.40	7.13	6.79	14.01	30.00	19.97	36.00
5785MHz	Pass	5.96	6.97	7.33	7.34	7.22	6.69	13.98	30.00	19.94	36.00
5825MHz	Pass	5.96	7.14	7.24	7.09	7.29	6.38	13.86	30.00	19.82	36.00
802.11be EHT20_Nss1,(MCS0)_5TX											
5180MHz	Pass	5.82	7.07	7.26	7.36	7.33	7.12	14.08	17.00	19.90	23.00
5200MHz	Pass	5.82	9.46	9.79	9.73	9.50	9.64	16.57	17.00	22.39	23.00
5240MHz	Pass	5.82	9.44	10.02	10.12	9.68	9.80	16.73	17.00	22.55	23.00
5260MHz	Pass	5.50	3.23	3.68	3.63	3.80	3.46	10.50	11.00	16.00	17.00
5300MHz	Pass	5.50	3.25	3.73	3.75	3.87	3.65	10.51	11.00	16.01	17.00
5320MHz	Pass	5.50	3.26	3.73	3.77	3.90	3.72	10.58	11.00	16.08	17.00
5500MHz	Pass	5.78	3.77	4.37	3.59	3.51	4.20	10.82	11.00	16.60	17.00
5580MHz	Pass	5.78	4.05	3.77	4.25	3.58	3.67	10.79	11.00	16.57	17.00
5700MHz	Pass	5.78	3.91	3.82	3.68	3.80	3.73	10.60	11.00	16.38	17.00
5720MHz Straddle 5.47-5.725GHz	Pass	5.78	3.87	3.98	3.36	4.03	4.15	10.77	11.00	16.55	17.00
5720MHz Straddle 5.725-5.85GHz	Pass	5.96	1.27	1.28	0.94	1.60	1.41	8.15	30.00	14.11	36.00
5745MHz	Pass	5.96	6.63	6.90	7.06	7.09	6.62	13.67	30.00	19.63	36.00
5785MHz	Pass	5.96	6.69	7.05	6.99	7.11	6.65	13.69	30.00	19.65	36.00
5825MHz	Pass	5.96	6.73	7.10	6.82	7.06	6.45	13.64	30.00	19.60	36.00
802.11be EHT40_Nss1,(MCS0)_5TX											
5190MHz	Pass	5.82	3.64	3.68	3.70	3.38	3.33	10.51	17.00	16.33	23.00
5230MHz	Pass	5.82	7.26	7.81	7.67	7.39	7.35	14.44	17.00	20.26	23.00
5270MHz	Pass	5.50	1.45	1.87	1.88	1.94	1.55	8.62	11.00	14.12	17.00
5310MHz	Pass	5.50	1.35	1.79	1.84	2.02	1.83	8.64	11.00	14.14	17.00
5510MHz	Pass	5.78	1.46	1.94	1.46	1.53	1.88	8.46	11.00	14.24	17.00
5550MHz	Pass	5.78	1.55	1.78	1.56	1.60	1.93	8.53	11.00	14.31	17.00
5670MHz	Pass	5.78	1.44	1.56	1.95	1.48	1.39	8.38	11.00	14.16	17.00
5710MHz Straddle 5.47-5.725GHz	Pass	5.78	1.51	1.67	1.17	1.60	1.80	8.47	11.00	14.25	17.00
5710MHz Straddle 5.725-5.85GHz	Pass	5.96	-2.94	-3.01	-3.65	-2.79	-3.06	3.79	30.00	9.75	36.00

Mode	Result	DG (dBi)	Port 1 (dBm/RBW)	Port 2 (dBm/RBW)	Port 3 (dBm/RBW)	Port 4 (dBm/RBW)	Port 5 (dBm/RBW)	PD (dBm/RBW)	PD Limit (dBm/RBW)	EIRP PD (dBm/RBW)	EIRP PD Limit (dBm/RBW)
5755MHz	Pass	5.96	6.01	6.22	6.15	6.10	6.08	12.98	30.00	18.94	36.00
5795MHz	Pass	5.96	6.02	6.18	6.10	6.18	5.98	12.97	30.00	18.93	36.00
802.11be EHT80_Nss1,(MCS0)_5TX											
5210MHz	Pass	5.82	-0.70	-0.45	-0.46	-0.97	-0.83	6.15	17.00	11.97	23.00
5290MHz	Pass	5.50	-2.88	-2.46	-2.41	-2.38	-2.66	4.27	11.00	9.77	17.00
5530MHz	Pass	5.78	-1.71	-1.30	-1.67	-1.63	-1.53	5.22	11.00	11.00	17.00
5610MHz	Pass	5.78	-1.65	-1.73	-1.43	-1.69	-1.89	5.17	11.00	10.95	17.00
5690MHz Straddle 5.47-5.725GHz	Pass	5.78	-1.75	-1.64	-1.50	-1.52	-1.44	5.29	11.00	11.07	17.00
5690MHz Straddle 5.725-5.85GHz	Pass	5.96	-6.16	-5.86	-6.07	-5.71	-6.28	0.82	30.00	6.78	36.00
5775MHz	Pass	5.96	0.84	0.89	1.22	1.01	0.79	7.76	30.00	13.72	36.00
802.11be EHT160_Nss1,(MCS0)_5TX											
5250MHz Straddle 5.15-5.25GHz	Pass	5.82	-6.21	-5.75	-5.62	-6.31	-6.01	0.93	17.00	6.75	23.00
5250MHz Straddle 5.25-5.35GHz	Pass	5.50	-6.21	-5.69	-5.91	-6.34	-6.16	0.78	11.00	6.28	17.00
5570MHz	Pass	5.78	-6.07	-5.74	-5.93	-6.27	-5.94	0.86	11.00	6.64	17.00

DG = Directional Gain; RBW = 500kHz for 5.725-5.85GHz band / 1MHz for other band;
PD = trace bin-by-bin of each transmits port summing can be performed maximum power density; Port X = Port X Power Density;
Directional Gain refers to antenna specification.

5.15-5.25GHz_802.11a_Nss1,(6Mbps)_5TX **PSD**

5180MHz

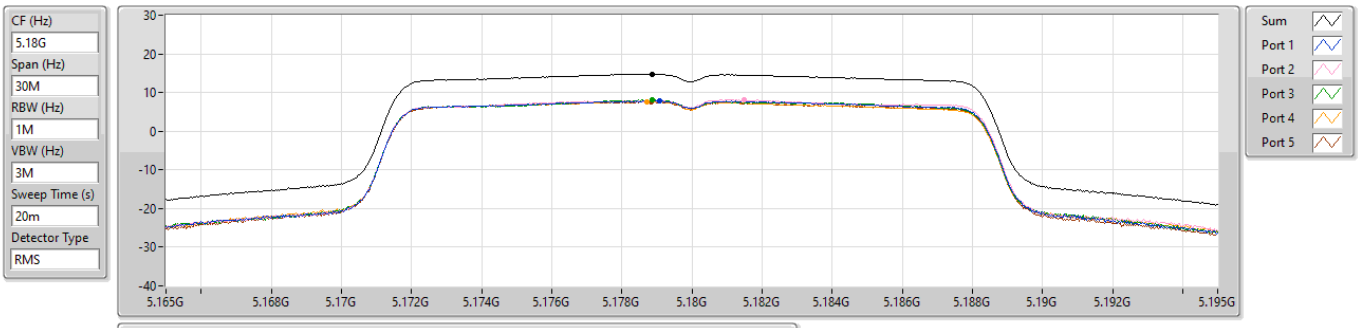

Sum	PD	Port 1	Port 2	Port 3	Port 4	Port 5
(dBm/RBW)	(dBm/RBW)	(dBm/RBW)	(dBm/RBW)	(dBm/RBW)	(dBm/RBW)	(dBm/RBW)
14.77	14.77	7.90	8.11	8.04	7.66	7.66

5.15-5.25GHz_802.11a_Nss1,(6Mbps)_5TX **PSD**

5200MHz

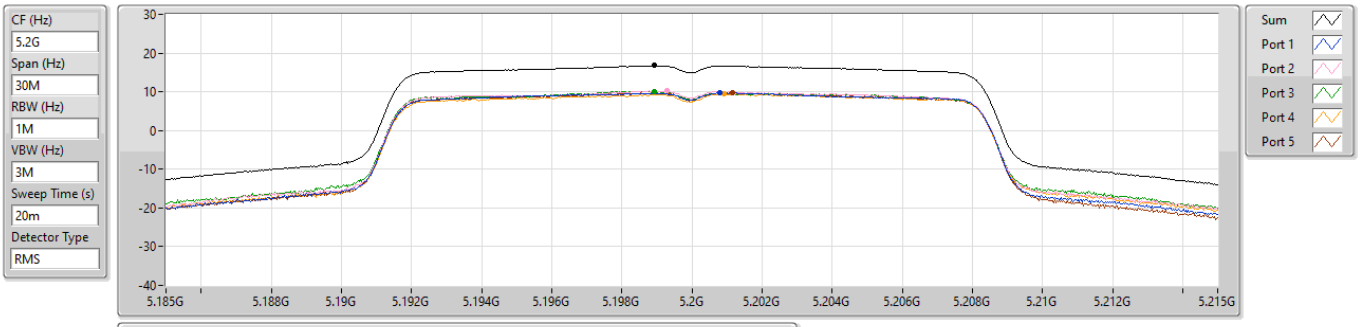

Sum	PD	Port 1	Port 2	Port 3	Port 4	Port 5
(dBm/RBW)	(dBm/RBW)	(dBm/RBW)	(dBm/RBW)	(dBm/RBW)	(dBm/RBW)	(dBm/RBW)
16.77	16.77	9.81	10.24	10.12	9.40	9.75

5.15-5.25GHz_802.11a_Nss1,(6Mbps)_5TX **PSD**

5240MHz

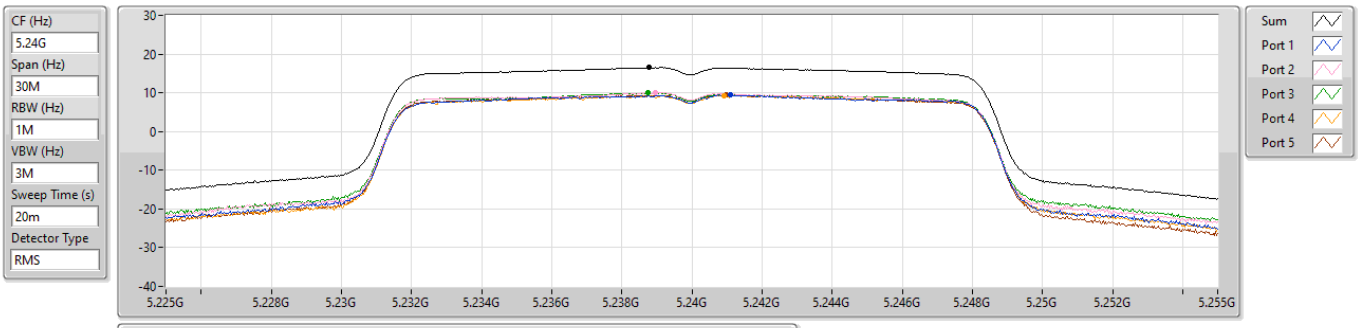

Sum	PD	Port 1	Port 2	Port 3	Port 4	Port 5
(dBm/RBW)	(dBm/RBW)	(dBm/RBW)	(dBm/RBW)	(dBm/RBW)	(dBm/RBW)	(dBm/RBW)
16.53	16.53	9.41	10.03	10.00	9.32	9.37

5.25-5.35GHz_802.11a_Nss1,(6Mbps)_5TX **PSD**

5260MHz

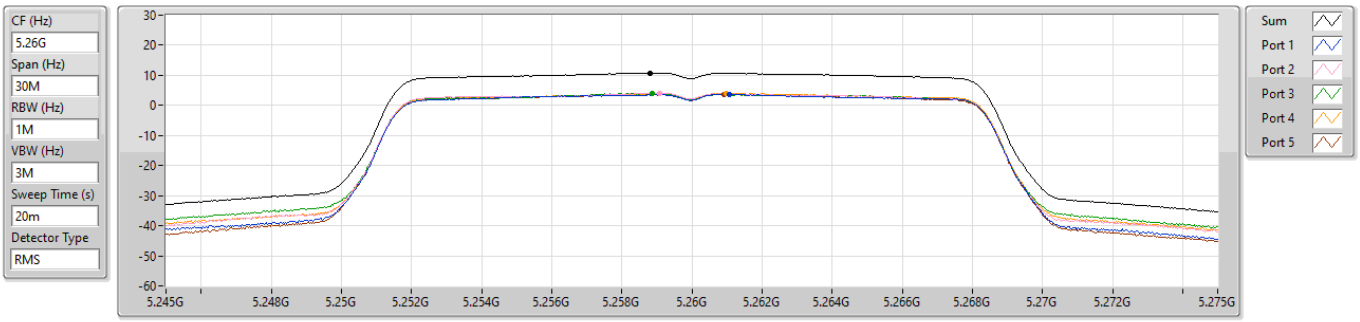

Sum	PD	Port 1	Port 2	Port 3	Port 4	Port 5
(dBm/RBW)	(dBm/RBW)	(dBm/RBW)	(dBm/RBW)	(dBm/RBW)	(dBm/RBW)	(dBm/RBW)
10.80	10.80	3.75	4.15	4.00	4.03	3.66

5.25-5.35GHz_802.11a_Nss1,(6Mbps)_5TX **PSD**

5300MHz

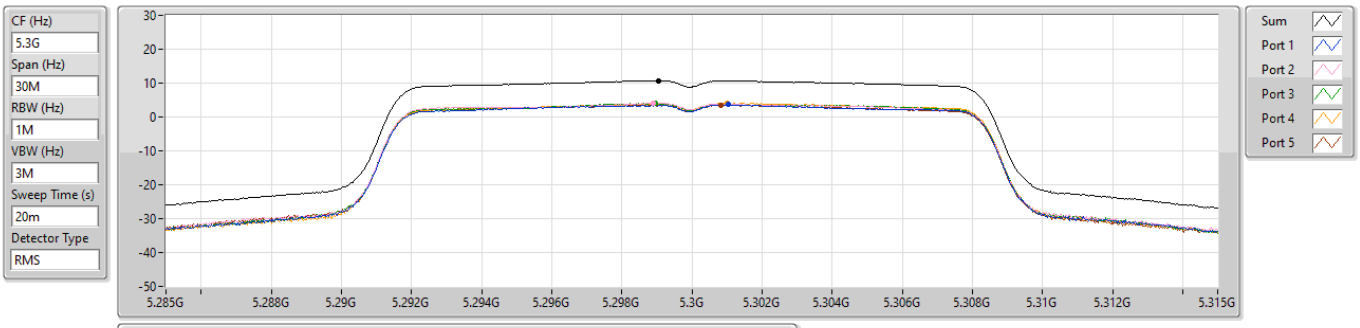

Sum	PD	Port 1	Port 2	Port 3	Port 4	Port 5
(dBm/RBW)	(dBm/RBW)	(dBm/RBW)	(dBm/RBW)	(dBm/RBW)	(dBm/RBW)	(dBm/RBW)
10.74	10.74	3.63	4.18	4.02	4.04	3.59

5.25-5.35GHz_802.11a_Nss1,(6Mbps)_5TX **PSD**

5320MHz

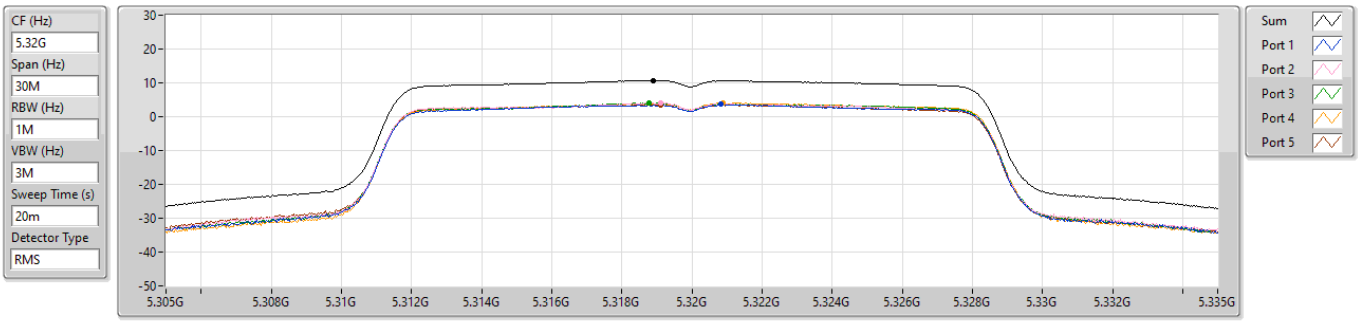

Sum	PD	Port 1	Port 2	Port 3	Port 4	Port 5
(dBm/RBW)	(dBm/RBW)	(dBm/RBW)	(dBm/RBW)	(dBm/RBW)	(dBm/RBW)	(dBm/RBW)
10.71	10.71	3.61	4.05	4.04	4.07	3.54

5.47-5.725GHz_802.11a_Nss1,(6Mbps)_5TX **PSD**

5500MHz

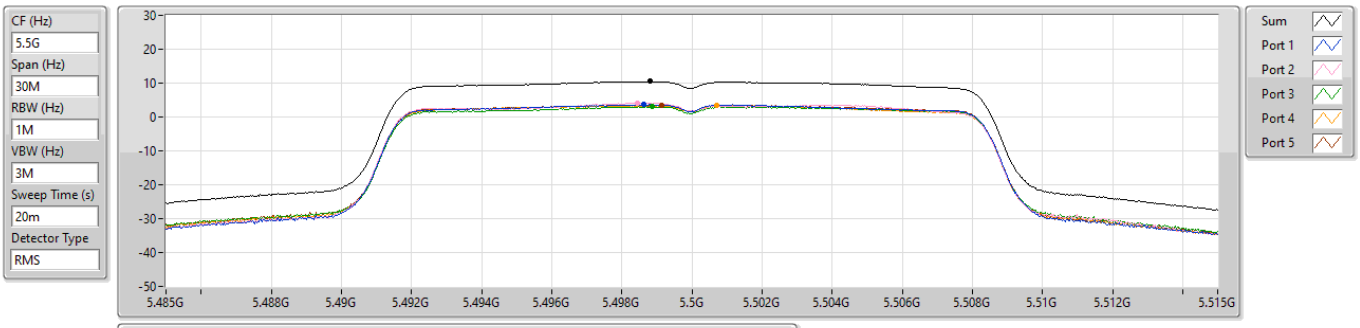

Sum	PD	Port 1	Port 2	Port 3	Port 4	Port 5
(dBm/RBW)	(dBm/RBW)	(dBm/RBW)	(dBm/RBW)	(dBm/RBW)	(dBm/RBW)	(dBm/RBW)
10.50	10.50	3.69	4.10	3.04	3.49	3.56

5.47-5.725GHz_802.11a_Nss1,(6Mbps)_5TX **PSD**

5580MHz

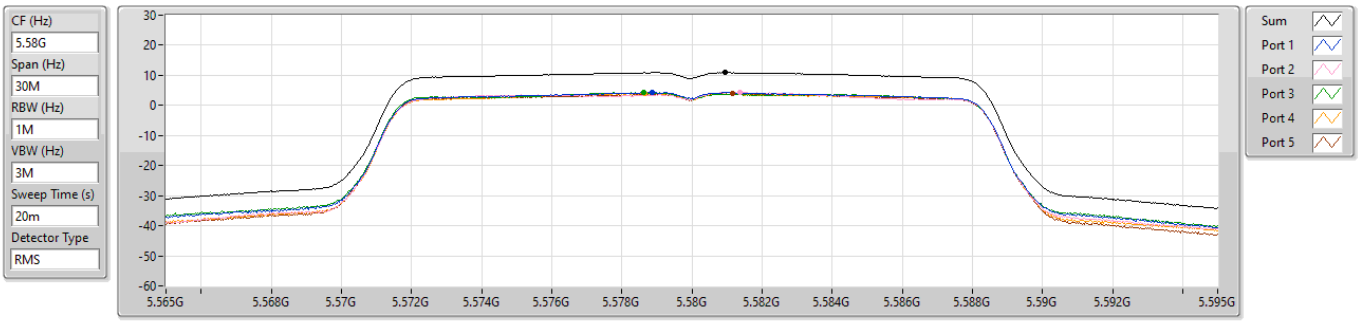

Sum	PD	Port 1	Port 2	Port 3	Port 4	Port 5
(dBm/RBW)	(dBm/RBW)	(dBm/RBW)	(dBm/RBW)	(dBm/RBW)	(dBm/RBW)	(dBm/RBW)
10.90	10.90	4.32	4.29	4.24	4.00	3.83

5.47-5.725GHz_802.11a_Nss1,(6Mbps)_5TX **PSD**

5700MHz

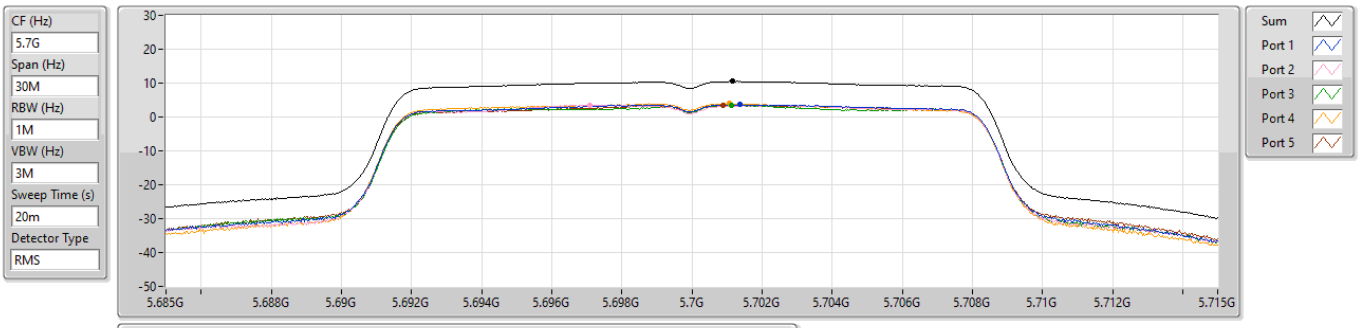

Sum	PD	Port 1	Port 2	Port 3	Port 4	Port 5
(dBm/RBW)	(dBm/RBW)	(dBm/RBW)	(dBm/RBW)	(dBm/RBW)	(dBm/RBW)	(dBm/RBW)
10.52	10.52	3.62	3.51	3.48	3.97	3.51

5.47-5.725GHz_802.11a_Nss1,(6Mbps)_5TX **PSD**

5720MHz Straddle 5.47-5.725GHz

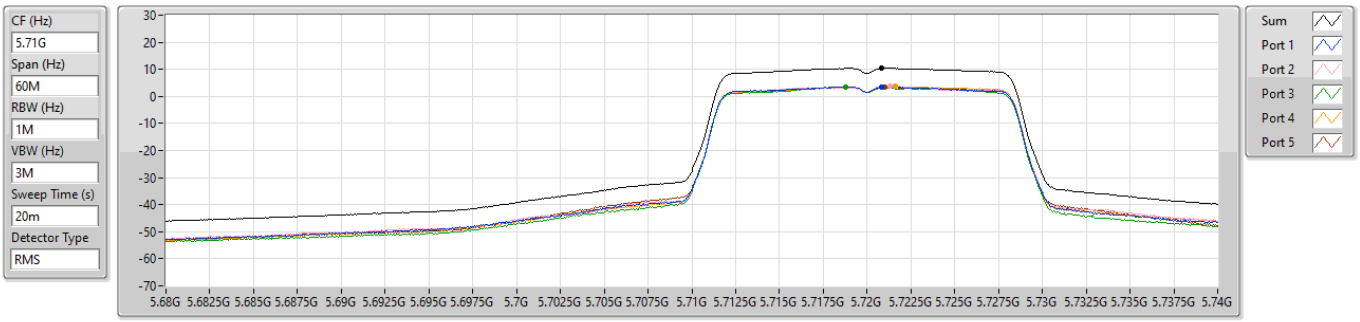

Sum	PD	Port 1	Port 2	Port 3	Port 4	Port 5
(dBm/RBW)	(dBm/RBW)	(dBm/RBW)	(dBm/RBW)	(dBm/RBW)	(dBm/RBW)	(dBm/RBW)
10.39	10.39	3.46	3.77	3.51	3.64	3.45

5.725-5.85GHz_802.11a_Nss1,(6Mbps)_5TX **PSD**

5720MHz Straddle 5.725-5.85GHz

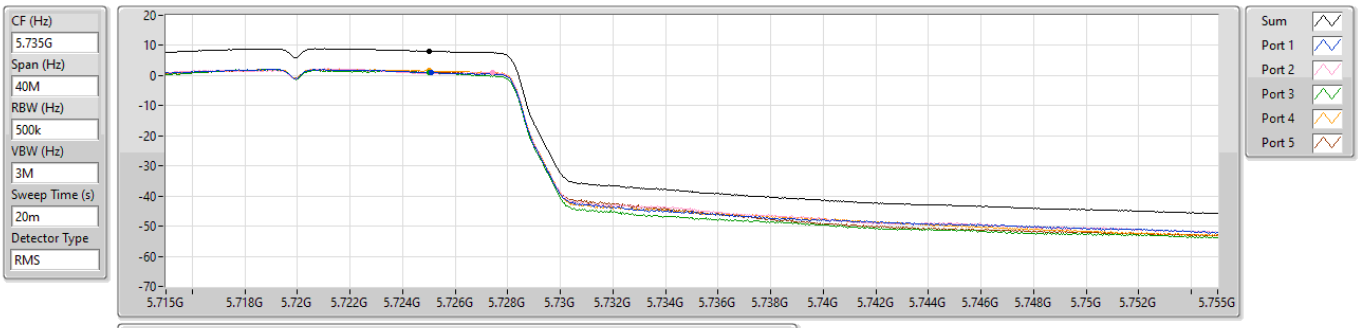

Sum	PD	Port 1	Port 2	Port 3	Port 4	Port 5
(dBm/RBW)	(dBm/RBW)	(dBm/RBW)	(dBm/RBW)	(dBm/RBW)	(dBm/RBW)	(dBm/RBW)
8.10	8.10	1.00	1.00	1.06	1.59	1.14

5.725-5.85GHz_802.11a_Nss1,(6Mbps)_5TX **PSD**

5745MHz

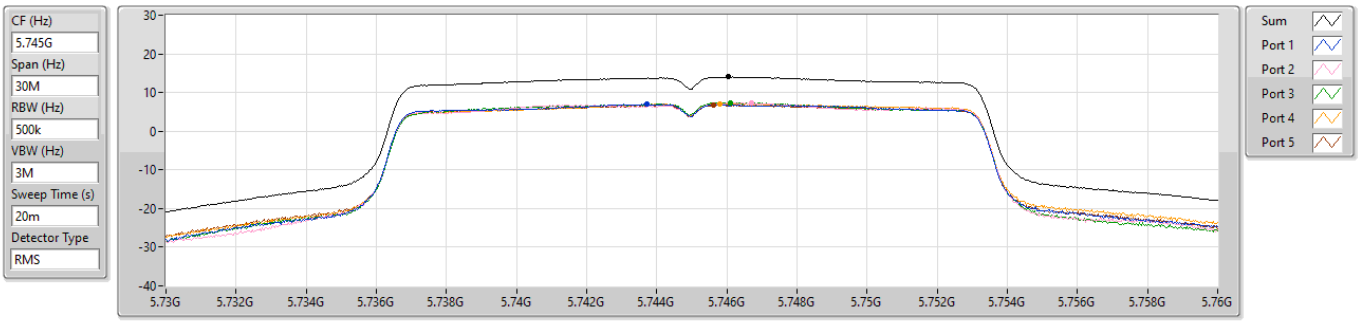

Sum	PD	Port 1	Port 2	Port 3	Port 4	Port 5
(dBm/RBW)	(dBm/RBW)	(dBm/RBW)	(dBm/RBW)	(dBm/RBW)	(dBm/RBW)	(dBm/RBW)
14.01	14.01	6.98	7.36	7.40	7.13	6.79

5.725-5.85GHz_802.11a_Nss1,(6Mbps)_5TX **PSD**

5785MHz

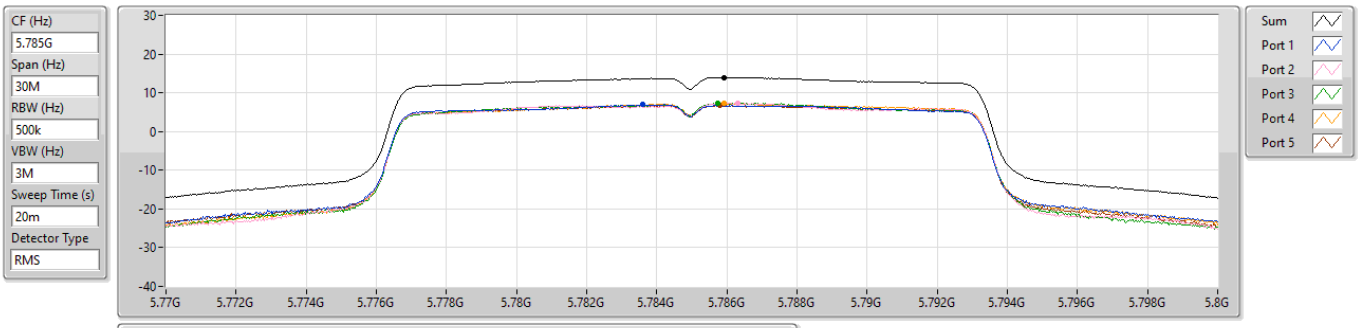

Sum	PD	Port 1	Port 2	Port 3	Port 4	Port 5
(dBm/RBW)	(dBm/RBW)	(dBm/RBW)	(dBm/RBW)	(dBm/RBW)	(dBm/RBW)	(dBm/RBW)
13.98	13.98	6.97	7.33	7.34	7.22	6.69

5.725-5.85GHz_802.11a_Nss1,(6Mbps)_5TX **PSD**

5825MHz

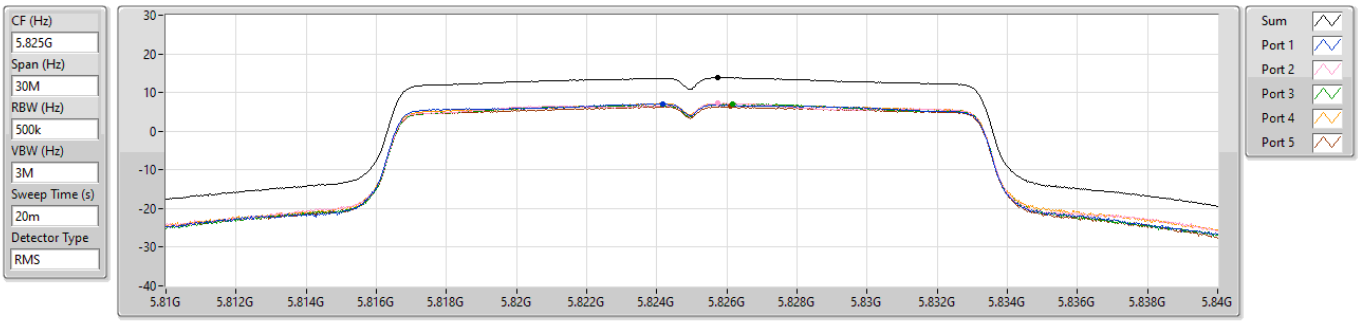

Sum	PD	Port 1	Port 2	Port 3	Port 4	Port 5
(dBm/RBW)	(dBm/RBW)	(dBm/RBW)	(dBm/RBW)	(dBm/RBW)	(dBm/RBW)	(dBm/RBW)
13.86	13.86	7.14	7.24	7.09	7.29	6.38

5.15-5.25GHz_802.11be EHT20_Nss1,(MCS0)_5TX **PSD**

5180MHz

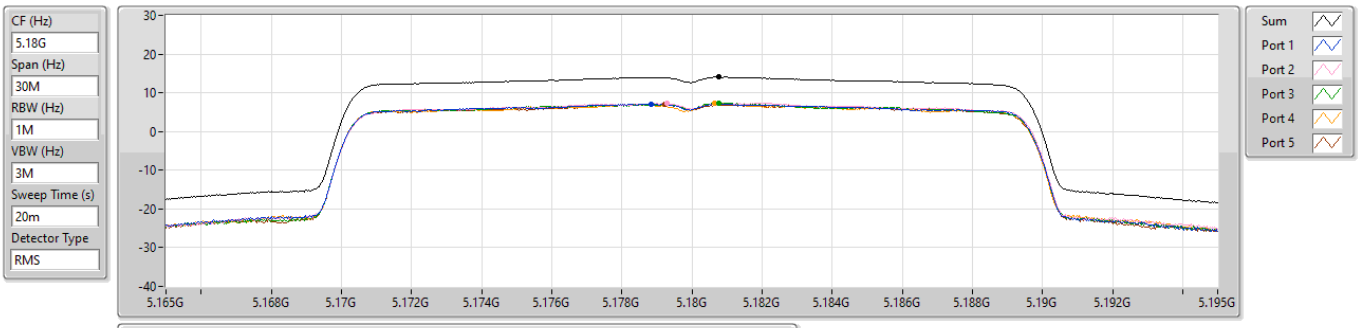

Sum	PD	Port 1	Port 2	Port 3	Port 4	Port 5
(dBm/RBW)	(dBm/RBW)	(dBm/RBW)	(dBm/RBW)	(dBm/RBW)	(dBm/RBW)	(dBm/RBW)
14.08	14.08	7.07	7.26	7.36	7.33	7.12

5.15-5.25GHz_802.11be EHT20_Nss1,(MCS0)_5TX **PSD**

5200MHz

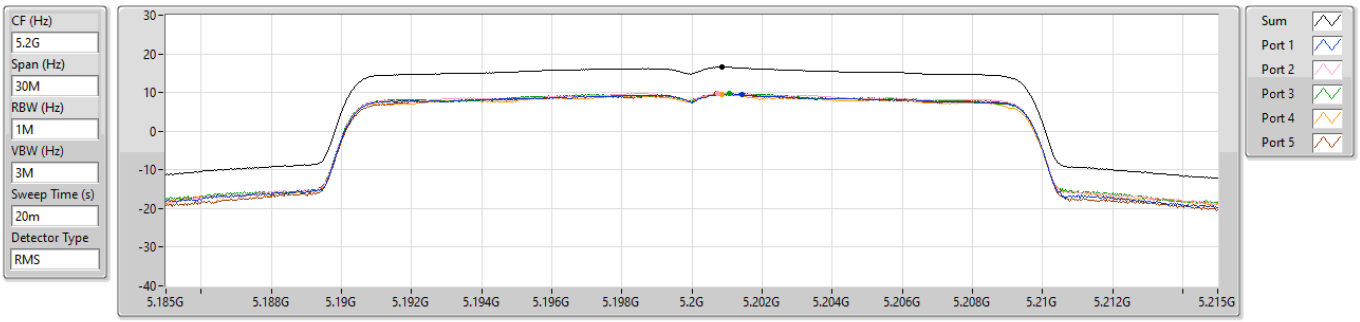

Sum	PD	Port 1	Port 2	Port 3	Port 4	Port 5
(dBm/RBW)	(dBm/RBW)	(dBm/RBW)	(dBm/RBW)	(dBm/RBW)	(dBm/RBW)	(dBm/RBW)
16.57	16.57	9.46	9.79	9.73	9.50	9.64

5.15-5.25GHz_802.11be EHT20_Nss1,(MCS0)_5TX **PSD**

5240MHz

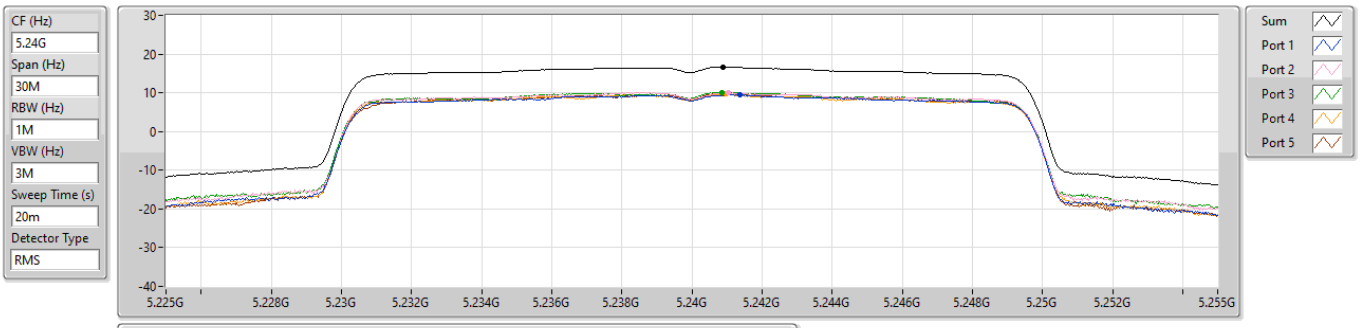

Sum	PD	Port 1	Port 2	Port 3	Port 4	Port 5
(dBm/RBW)	(dBm/RBW)	(dBm/RBW)	(dBm/RBW)	(dBm/RBW)	(dBm/RBW)	(dBm/RBW)
16.73	16.73	9.44	10.02	10.12	9.68	9.80

5.25-5.35GHz_802.11be EHT20_Nss1,(MCS0)_5TX **PSD**

5260MHz

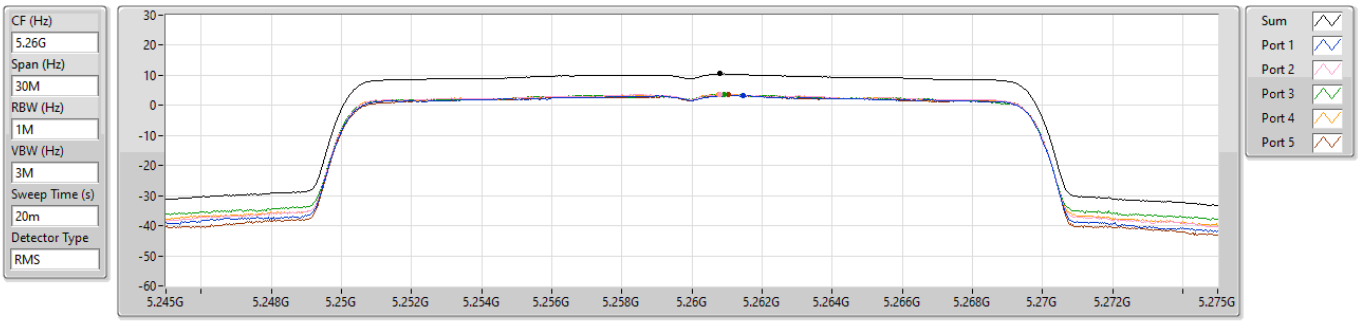

Sum	PD	Port 1	Port 2	Port 3	Port 4	Port 5
(dBm/RBW)	(dBm/RBW)	(dBm/RBW)	(dBm/RBW)	(dBm/RBW)	(dBm/RBW)	(dBm/RBW)
10.50	10.50	3.23	3.68	3.63	3.80	3.46

5.25-5.35GHz_802.11be EHT20_Nss1,(MCS0)_5TX **PSD**

5300MHz

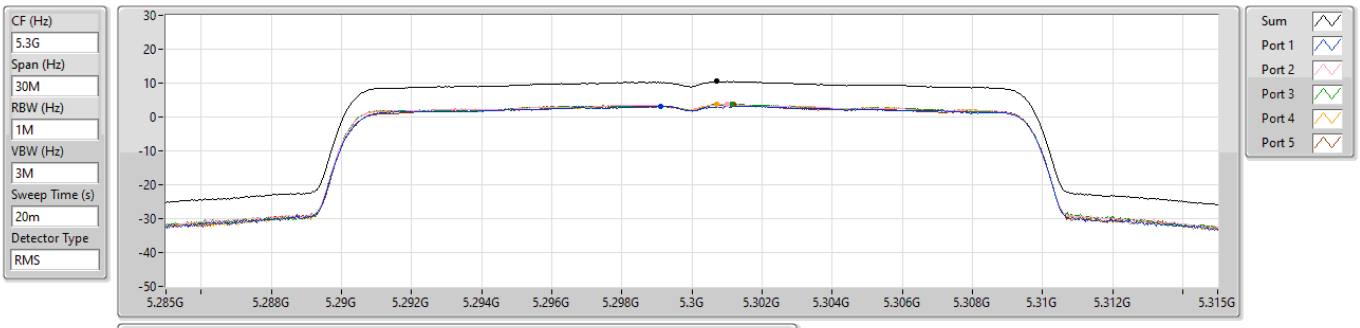

Sum	PD	Port 1	Port 2	Port 3	Port 4	Port 5
(dBm/RBW)	(dBm/RBW)	(dBm/RBW)	(dBm/RBW)	(dBm/RBW)	(dBm/RBW)	(dBm/RBW)
10.51	10.51	3.25	3.73	3.75	3.87	3.65

5.25-5.35GHz_802.11be EHT20_Nss1,(MCS0)_5TX **PSD**

5320MHz

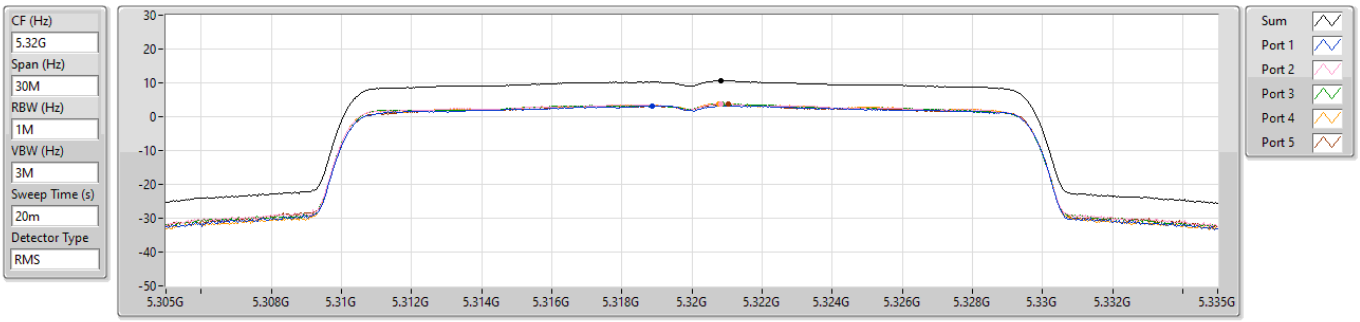

Sum	PD	Port 1	Port 2	Port 3	Port 4	Port 5
(dBm/RBW)	(dBm/RBW)	(dBm/RBW)	(dBm/RBW)	(dBm/RBW)	(dBm/RBW)	(dBm/RBW)
10.58	10.58	3.26	3.73	3.77	3.90	3.72

5.47-5.725GHz_802.11be EHT20_Nss1,(MCS0)_5TX **PSD**

5500MHz

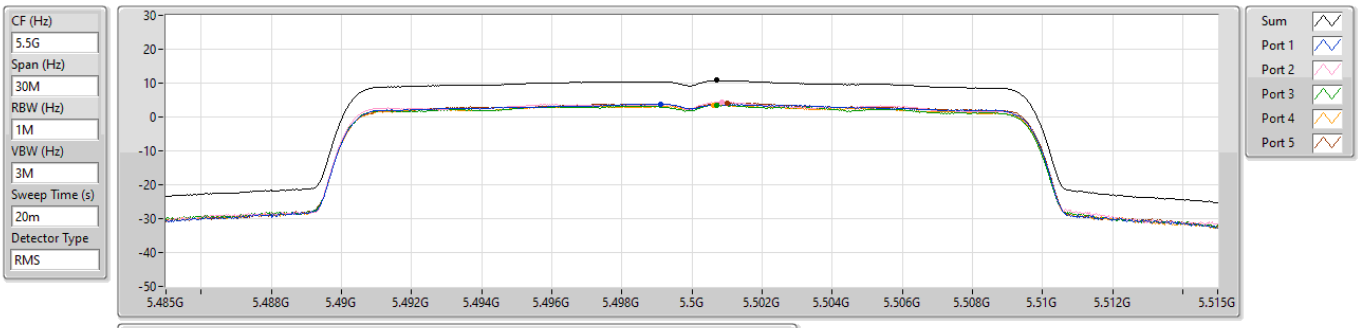

Sum	PD	Port 1	Port 2	Port 3	Port 4	Port 5
(dBm/RBW)	(dBm/RBW)	(dBm/RBW)	(dBm/RBW)	(dBm/RBW)	(dBm/RBW)	(dBm/RBW)
10.82	10.82	3.77	4.37	3.59	3.51	4.20

5.47-5.725GHz_802.11be EHT20_Nss1,(MCS0)_5TX **PSD**

5580MHz

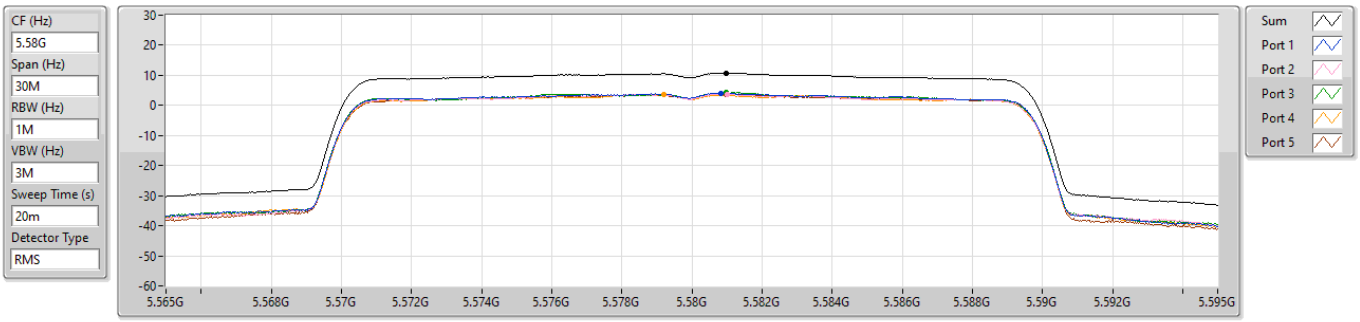

Sum	PD	Port 1	Port 2	Port 3	Port 4	Port 5
(dBm/RBW)	(dBm/RBW)	(dBm/RBW)	(dBm/RBW)	(dBm/RBW)	(dBm/RBW)	(dBm/RBW)
10.79	10.79	4.05	3.77	4.25	3.58	3.67

5.47-5.725GHz_802.11be EHT20_Nss1,(MCS0)_5TX **PSD**

5700MHz

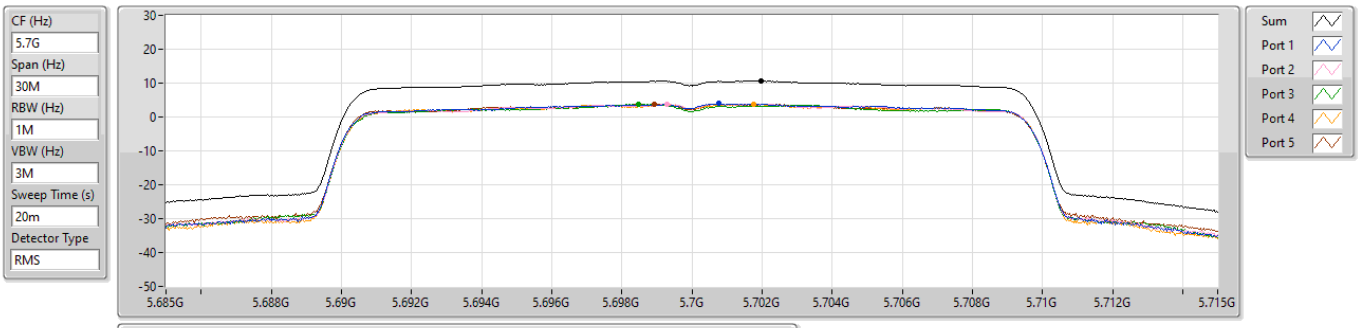

Sum	PD	Port 1	Port 2	Port 3	Port 4	Port 5
(dBm/RBW)	(dBm/RBW)	(dBm/RBW)	(dBm/RBW)	(dBm/RBW)	(dBm/RBW)	(dBm/RBW)
10.60	10.60	3.91	3.82	3.68	3.80	3.73

5.47-5.725GHz_802.11be EHT20_Nss1,(MCS0)_5TX **PSD**

5720MHz Straddle 5.47-5.725GHz

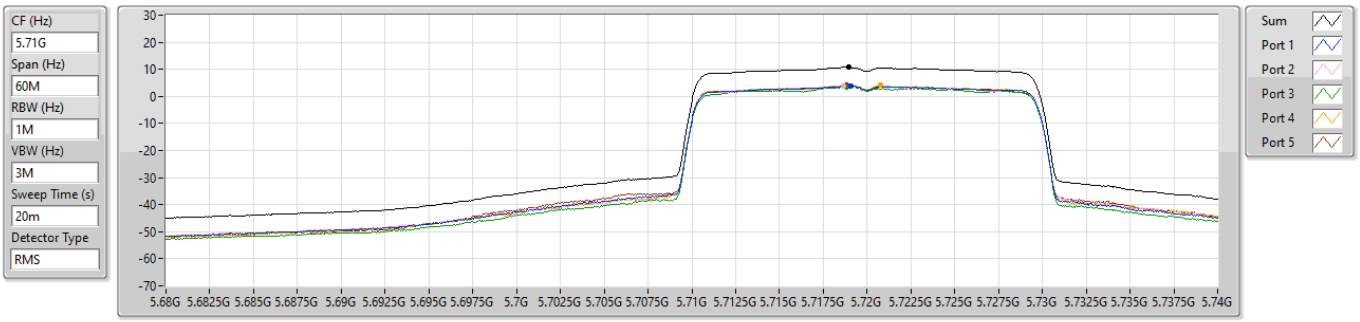

Sum	PD	Port 1	Port 2	Port 3	Port 4	Port 5
(dBm/RBW)	(dBm/RBW)	(dBm/RBW)	(dBm/RBW)	(dBm/RBW)	(dBm/RBW)	(dBm/RBW)
10.77	10.77	3.87	3.98	3.36	4.03	4.15

5.725-5.85GHz_802.11be EHT20_Nss1,(MCS0)_5TX **PSD**

5720MHz Straddle 5.725-5.85GHz

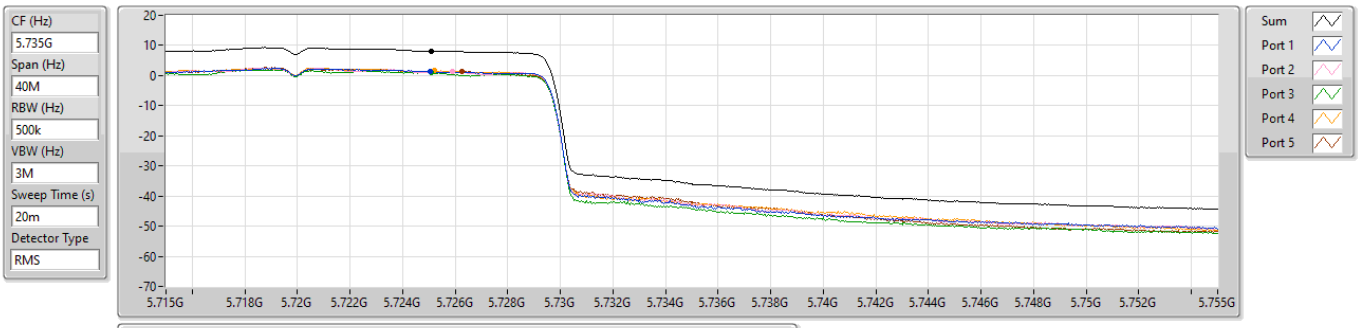

Sum	PD	Port 1	Port 2	Port 3	Port 4	Port 5
(dBm/RBW)	(dBm/RBW)	(dBm/RBW)	(dBm/RBW)	(dBm/RBW)	(dBm/RBW)	(dBm/RBW)
8.15	8.15	1.27	1.28	0.94	1.60	1.41

5.725-5.85GHz_802.11be EHT20_Nss1,(MCS0)_5TX **PSD**

5745MHz

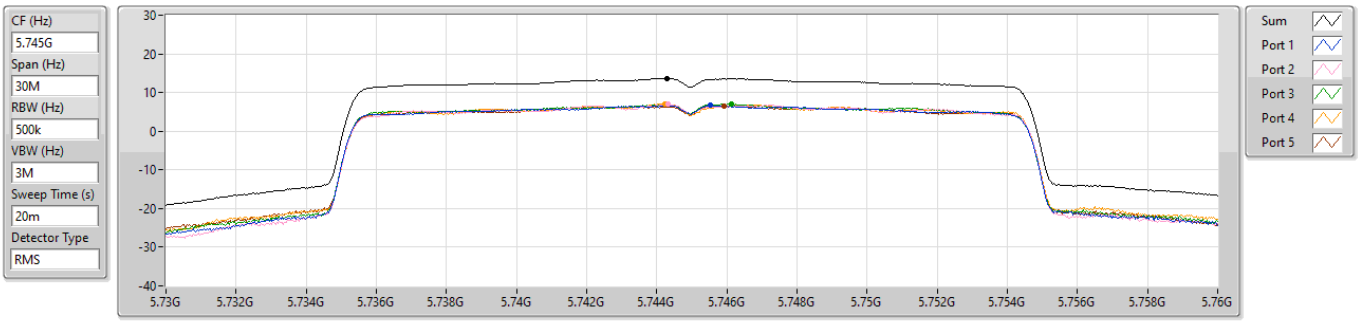

Sum	PD	Port 1	Port 2	Port 3	Port 4	Port 5
(dBm/RBW)	(dBm/RBW)	(dBm/RBW)	(dBm/RBW)	(dBm/RBW)	(dBm/RBW)	(dBm/RBW)
13.67	13.67	6.63	6.90	7.06	7.09	6.62

5.725-5.85GHz_802.11be EHT20_Nss1,(MCS0)_5TX **PSD**

5785MHz

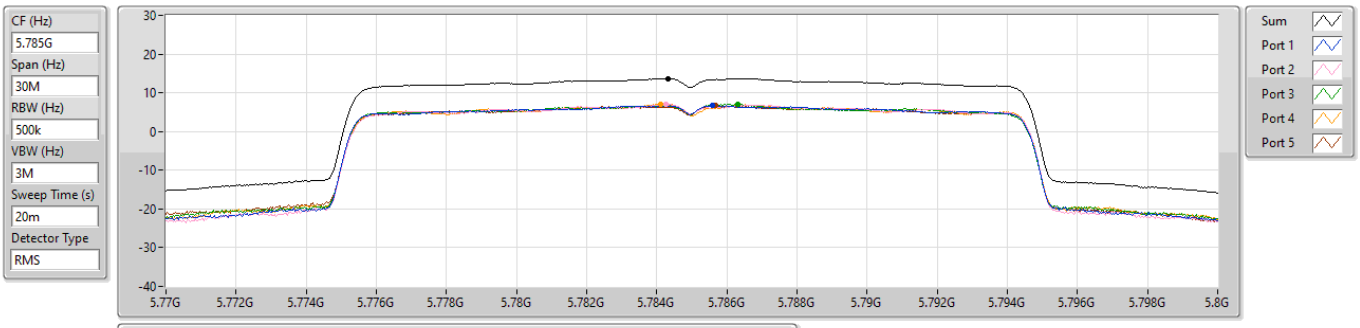

Sum	PD	Port 1	Port 2	Port 3	Port 4	Port 5
(dBm/RBW)	(dBm/RBW)	(dBm/RBW)	(dBm/RBW)	(dBm/RBW)	(dBm/RBW)	(dBm/RBW)
13.69	13.69	6.69	7.05	6.99	7.11	6.65

5.725-5.85GHz_802.11be EHT20_Nss1,(MCS0)_5TX **PSD**

5825MHz

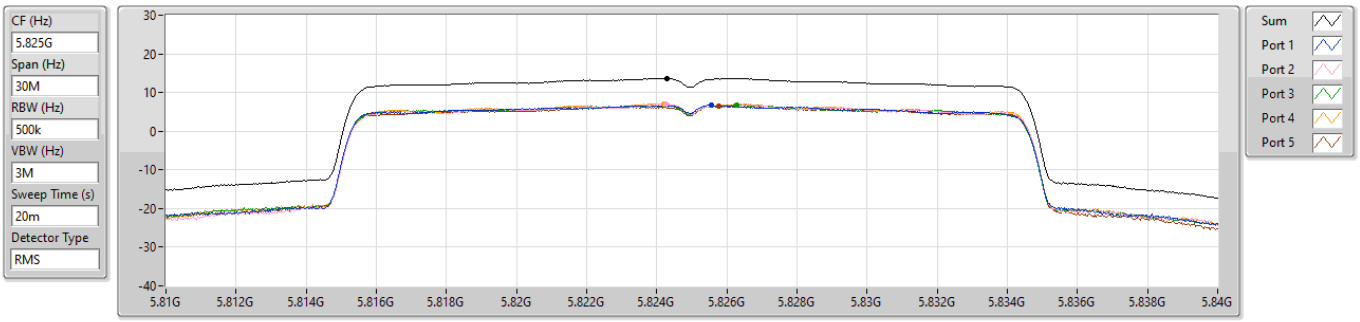

Sum	PD	Port 1	Port 2	Port 3	Port 4	Port 5
(dBm/RBW)	(dBm/RBW)	(dBm/RBW)	(dBm/RBW)	(dBm/RBW)	(dBm/RBW)	(dBm/RBW)
13.64	13.64	6.73	7.10	6.82	7.06	6.45

5.15-5.25GHz_802.11be EHT40_Nss1,(MCS0)_5TX **PSD**

5190MHz

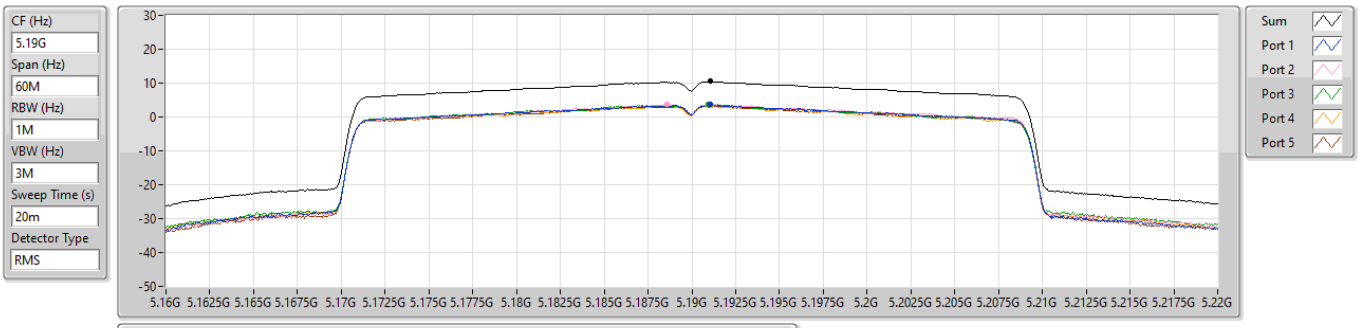

Sum	PD	Port 1	Port 2	Port 3	Port 4	Port 5
(dBm/RBW)	(dBm/RBW)	(dBm/RBW)	(dBm/RBW)	(dBm/RBW)	(dBm/RBW)	(dBm/RBW)
10.51	10.51	3.64	3.68	3.70	3.38	3.33

5.15-5.25GHz_802.11be EHT40_Nss1,(MCS0)_5TX **PSD**

5230MHz

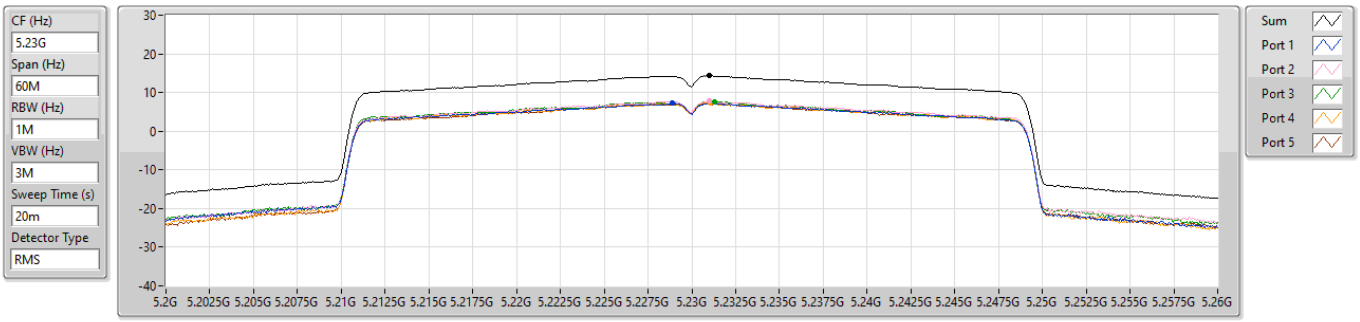

Sum	PD	Port 1	Port 2	Port 3	Port 4	Port 5
(dBm/RBW)	(dBm/RBW)	(dBm/RBW)	(dBm/RBW)	(dBm/RBW)	(dBm/RBW)	(dBm/RBW)
14.44	14.44	7.26	7.81	7.67	7.39	7.35

5.25-5.35GHz_802.11be EHT40_Nss1,(MCS0)_5TX **PSD**

5270MHz

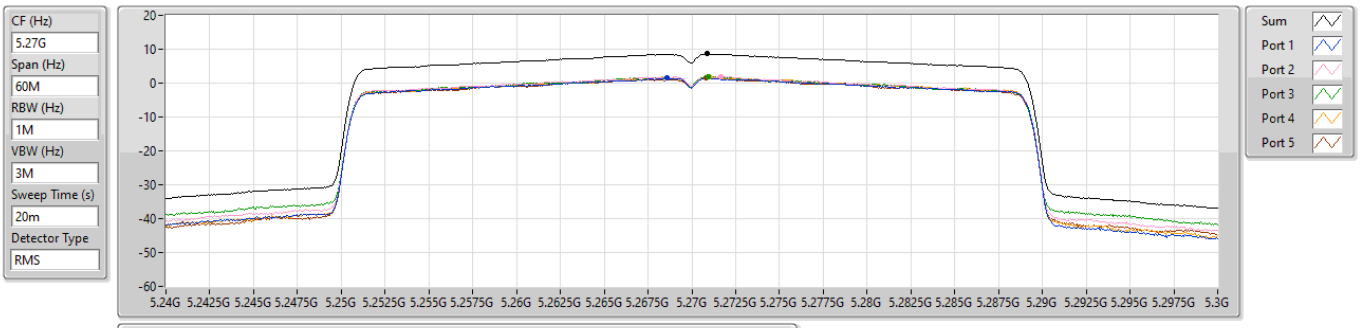

Sum	PD	Port 1	Port 2	Port 3	Port 4	Port 5
(dBm/RBW)	(dBm/RBW)	(dBm/RBW)	(dBm/RBW)	(dBm/RBW)	(dBm/RBW)	(dBm/RBW)
8.62	8.62	1.45	1.87	1.88	1.94	1.55

5.25-5.35GHz_802.11be EHT40_Nss1,(MCS0)_5TX **PSD**

5310MHz

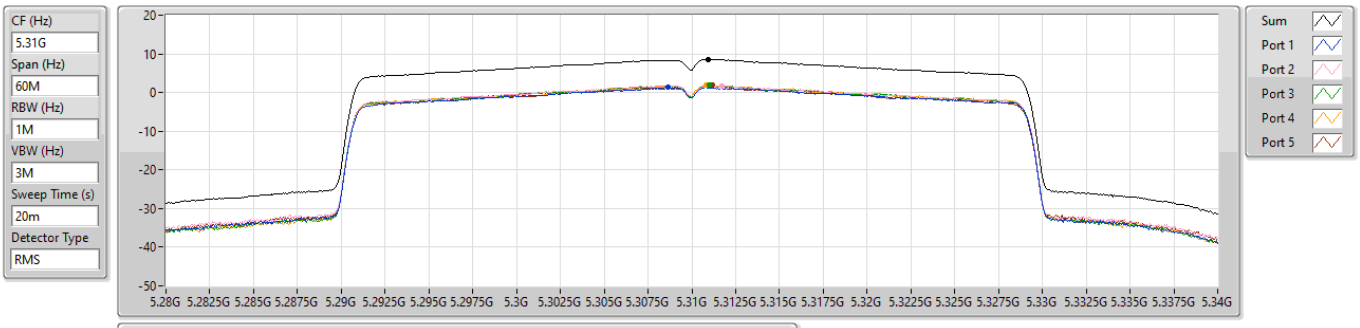

Sum	PD	Port 1	Port 2	Port 3	Port 4	Port 5
(dBm/RBW)	(dBm/RBW)	(dBm/RBW)	(dBm/RBW)	(dBm/RBW)	(dBm/RBW)	(dBm/RBW)
8.64	8.64	1.35	1.79	1.84	2.02	1.83

5.47-5.725GHz_802.11be EHT40_Nss1,(MCS0)_5TX **PSD**

5510MHz

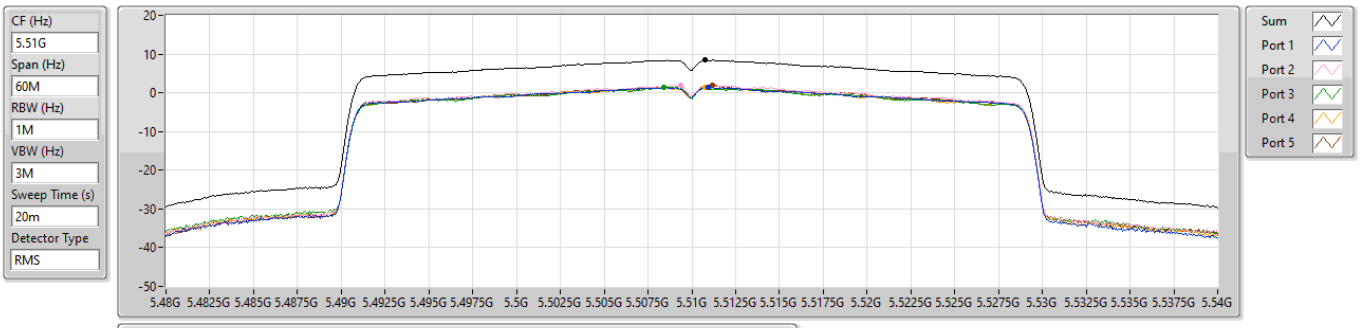

Sum	PD	Port 1	Port 2	Port 3	Port 4	Port 5
(dBm/RBW)	(dBm/RBW)	(dBm/RBW)	(dBm/RBW)	(dBm/RBW)	(dBm/RBW)	(dBm/RBW)
8.46	8.46	1.46	1.94	1.46	1.53	1.88

5.47-5.725GHz_802.11be EHT40_Nss1,(MCS0)_5TX **PSD**

5550MHz

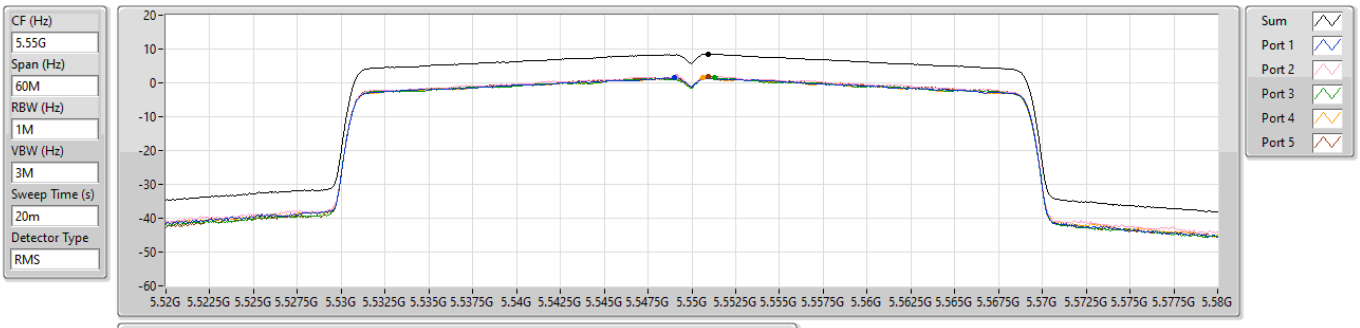

Sum	PD	Port 1	Port 2	Port 3	Port 4	Port 5
(dBm/RBW)	(dBm/RBW)	(dBm/RBW)	(dBm/RBW)	(dBm/RBW)	(dBm/RBW)	(dBm/RBW)
8.53	8.53	1.55	1.78	1.56	1.60	1.93

5.47-5.725GHz_802.11be EHT40_Nss1,(MCS0)_5TX **PSD**

5670MHz

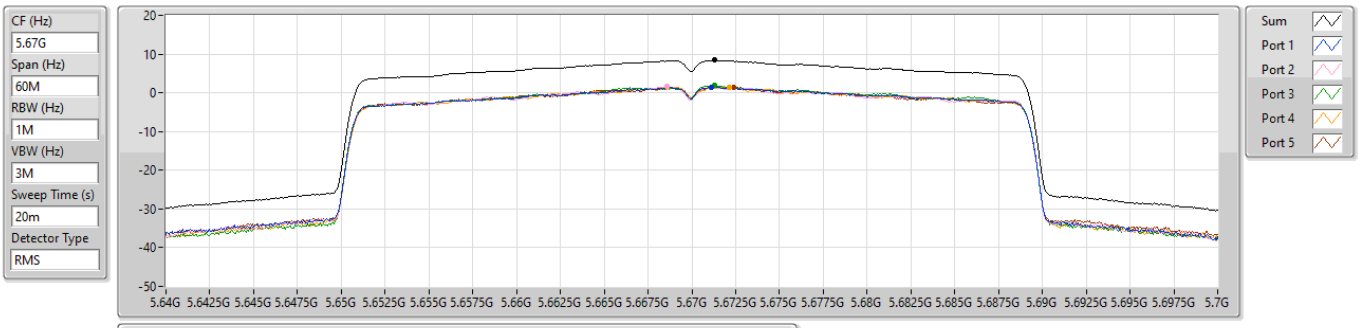

Sum	PD	Port 1	Port 2	Port 3	Port 4	Port 5
(dBm/RBW)	(dBm/RBW)	(dBm/RBW)	(dBm/RBW)	(dBm/RBW)	(dBm/RBW)	(dBm/RBW)
8.38	8.38	1.44	1.56	1.95	1.48	1.39

5.47-5.725GHz_802.11be EHT40_Nss1,(MCS0)_5TX **PSD**

5710MHz Straddle 5.47-5.725GHz

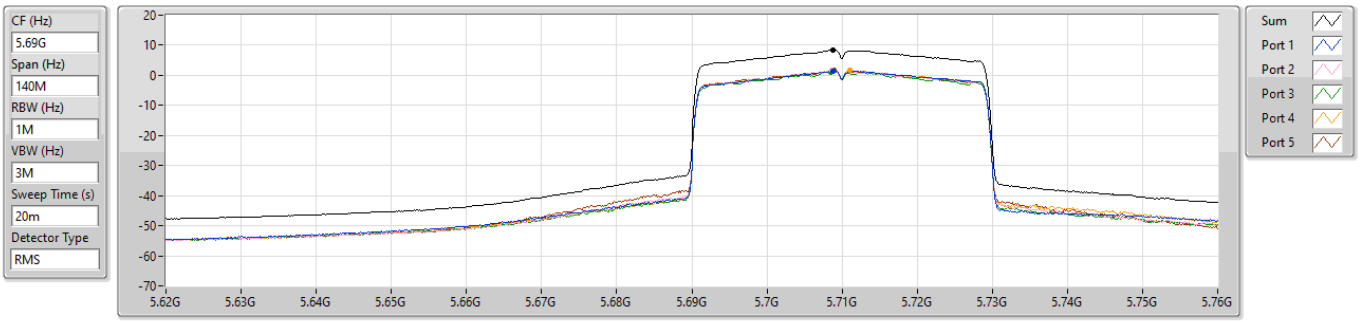

Sum	PD	Port 1	Port 2	Port 3	Port 4	Port 5
(dBm/RBW)	(dBm/RBW)	(dBm/RBW)	(dBm/RBW)	(dBm/RBW)	(dBm/RBW)	(dBm/RBW)
8.47	8.47	1.51	1.67	1.17	1.60	1.80

5.725-5.85GHz_802.11be EHT40_Nss1,(MCS0)_5TX **PSD**

5710MHz Straddle 5.725-5.85GHz

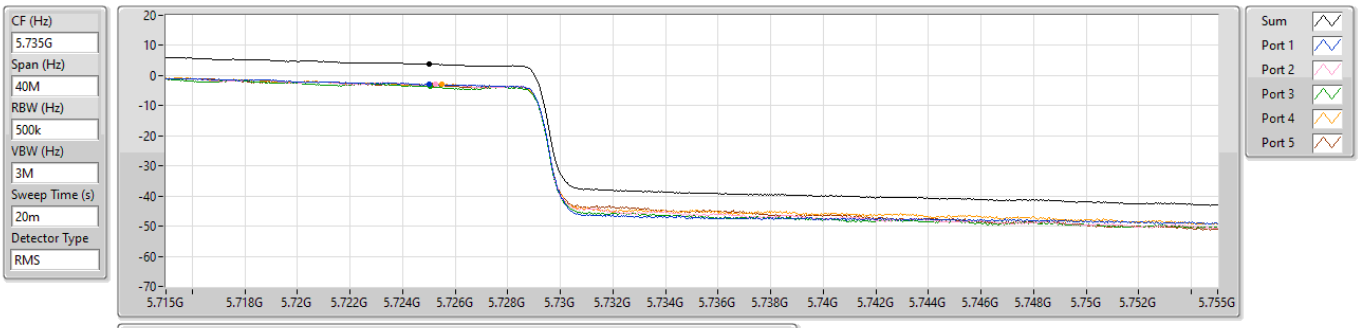

Sum	PD	Port 1	Port 2	Port 3	Port 4	Port 5
(dBm/RBW)	(dBm/RBW)	(dBm/RBW)	(dBm/RBW)	(dBm/RBW)	(dBm/RBW)	(dBm/RBW)
3.79	3.79	-2.94	-3.01	-3.65	-2.79	-3.06

5.725-5.85GHz_802.11be EHT40_Nss1,(MCS0)_5TX **PSD**

5755MHz

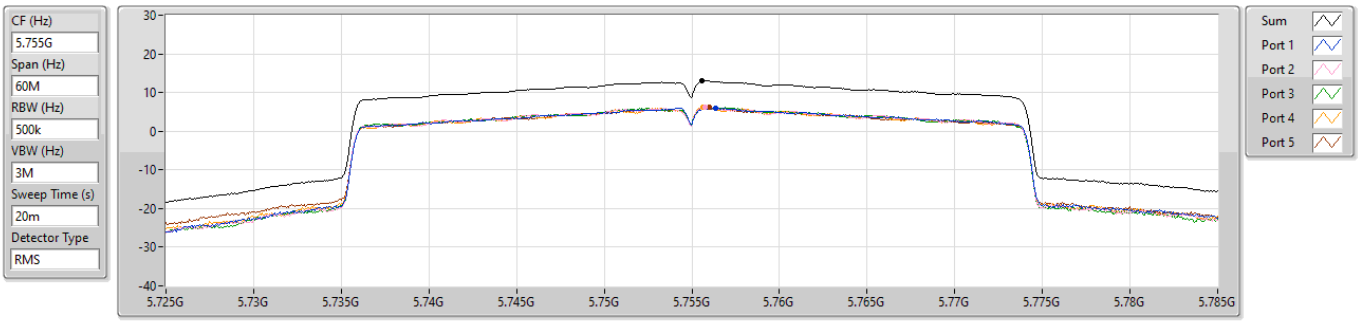

Sum	PD	Port 1	Port 2	Port 3	Port 4	Port 5
(dBm/RBW)	(dBm/RBW)	(dBm/RBW)	(dBm/RBW)	(dBm/RBW)	(dBm/RBW)	(dBm/RBW)
12.98	12.98	6.01	6.22	6.15	6.10	6.08

5.725-5.85GHz_802.11be EHT40_Nss1,(MCS0)_5TX **PSD**

5795MHz

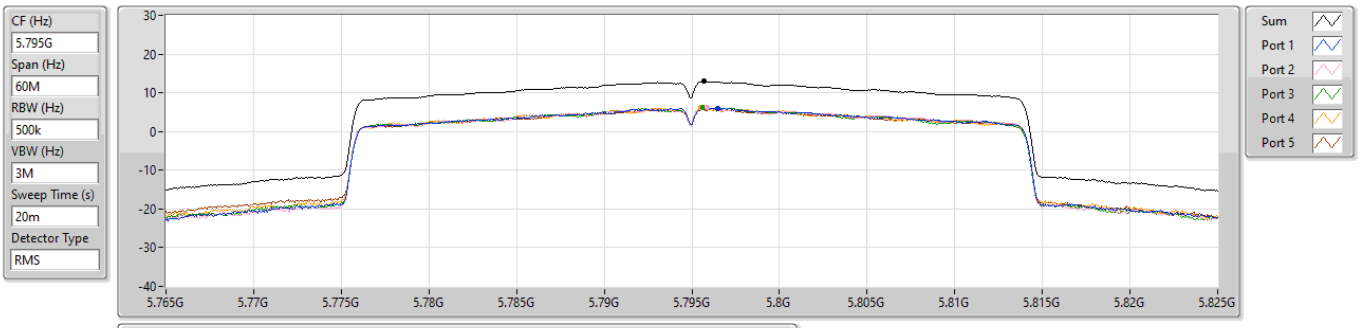

Sum	PD	Port 1	Port 2	Port 3	Port 4	Port 5
(dBm/RBW)	(dBm/RBW)	(dBm/RBW)	(dBm/RBW)	(dBm/RBW)	(dBm/RBW)	(dBm/RBW)
12.97	12.97	6.02	6.18	6.10	6.18	5.98

5.15-5.25GHz_802.11be EHT80_Nss1,(MCS0)_5TX **PSD**

5210MHz

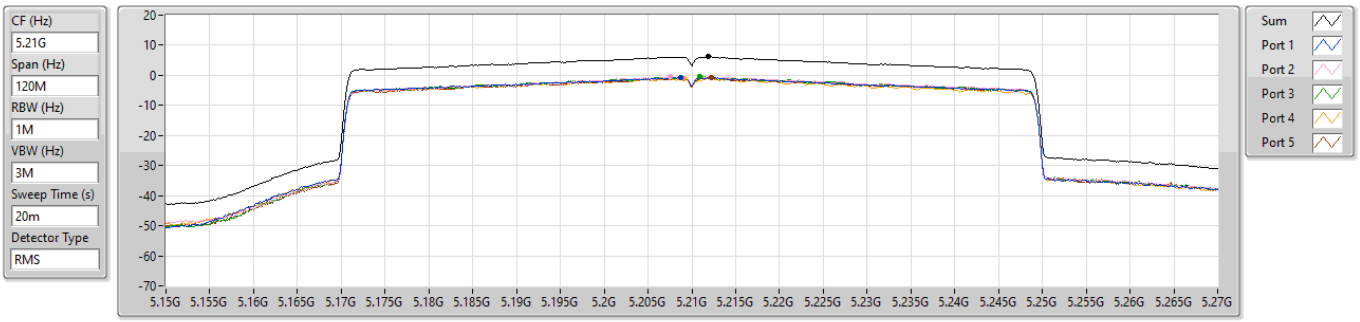

Sum	PD	Port 1	Port 2	Port 3	Port 4	Port 5
(dBm/RBW)	(dBm/RBW)	(dBm/RBW)	(dBm/RBW)	(dBm/RBW)	(dBm/RBW)	(dBm/RBW)
6.15	6.15	-0.70	-0.45	-0.46	-0.97	-0.83

5.25-5.35GHz_802.11be EHT80_Nss1,(MCS0)_5TX **PSD**

5290MHz

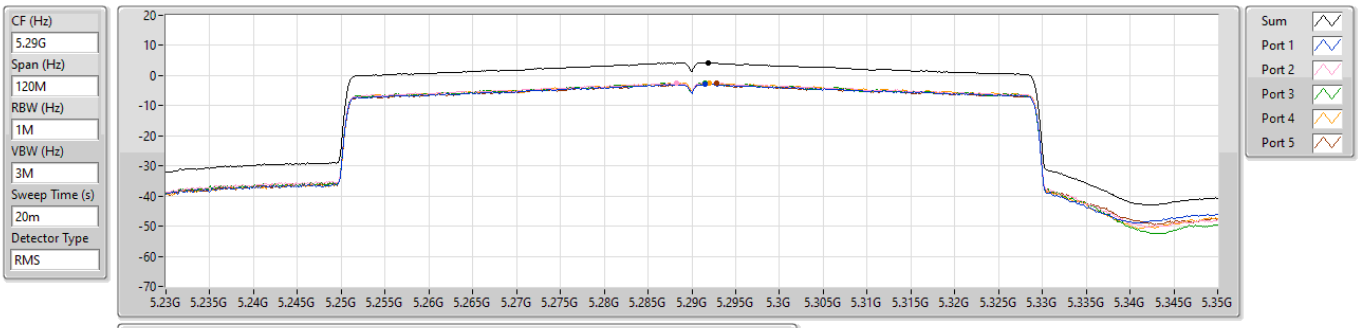

Sum	PD	Port 1	Port 2	Port 3	Port 4	Port 5
(dBm/RBW)	(dBm/RBW)	(dBm/RBW)	(dBm/RBW)	(dBm/RBW)	(dBm/RBW)	(dBm/RBW)
4.27	4.27	-2.88	-2.46	-2.41	-2.38	-2.66

5.47-5.725GHz_802.11be EHT80_Nss1,(MCS0)_5TX **PSD**

5530MHz

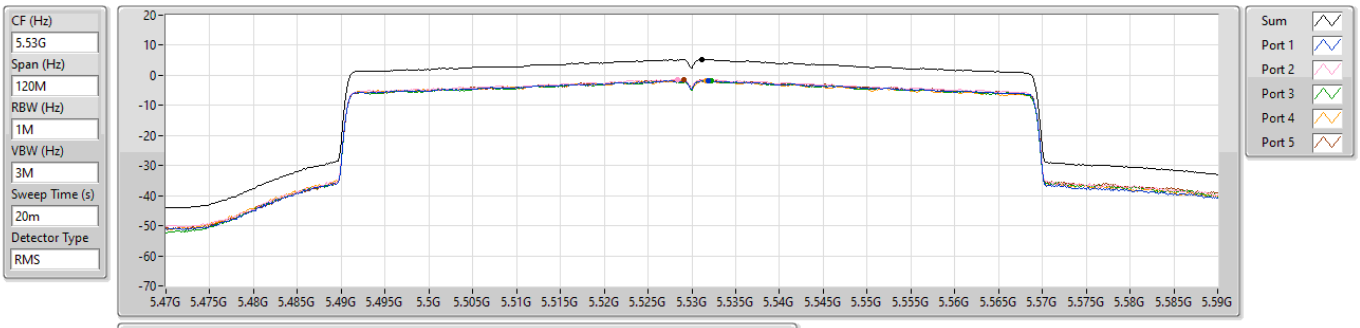

Sum	PD	Port 1	Port 2	Port 3	Port 4	Port 5
(dBm/RBW)	(dBm/RBW)	(dBm/RBW)	(dBm/RBW)	(dBm/RBW)	(dBm/RBW)	(dBm/RBW)
5.22	5.22	-1.71	-1.30	-1.67	-1.63	-1.53

5.47-5.725GHz_802.11be EHT80_Nss1,(MCS0)_5TX **PSD**

5610MHz

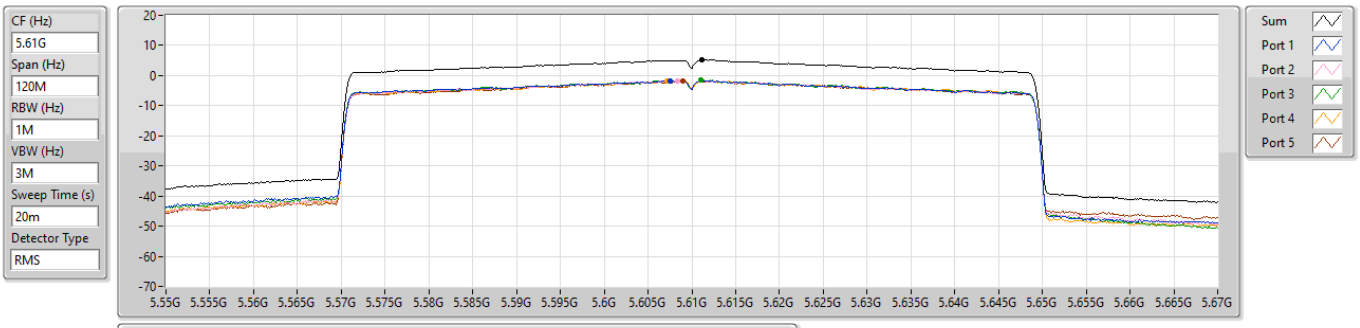

Sum	PD	Port 1	Port 2	Port 3	Port 4	Port 5
(dBm/RBW)	(dBm/RBW)	(dBm/RBW)	(dBm/RBW)	(dBm/RBW)	(dBm/RBW)	(dBm/RBW)
5.17	5.17	-1.65	-1.73	-1.43	-1.69	-1.89

5.47-5.725GHz_802.11be EHT80_Nss1,(MCS0)_5TX **PSD**

5690MHz Straddle 5.47-5.725GHz

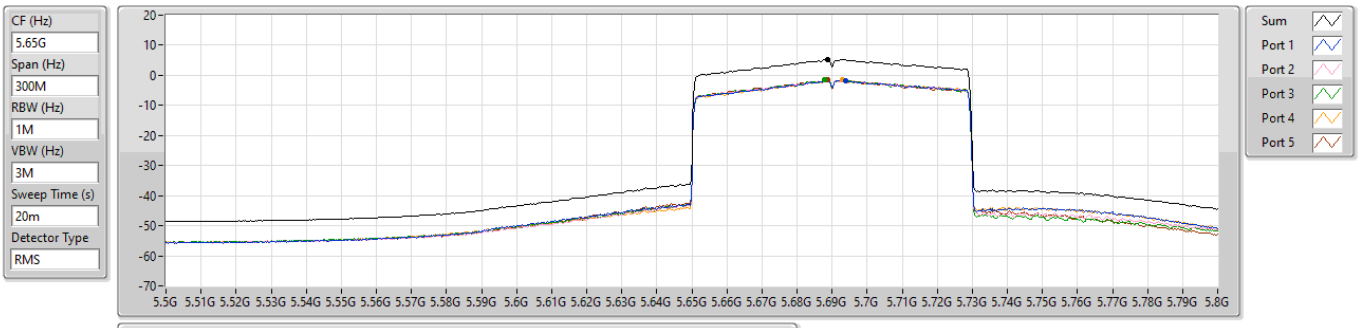

Sum	PD	Port 1	Port 2	Port 3	Port 4	Port 5
(dBm/RBW)	(dBm/RBW)	(dBm/RBW)	(dBm/RBW)	(dBm/RBW)	(dBm/RBW)	(dBm/RBW)
5.29	5.29	-1.75	-1.64	-1.50	-1.52	-1.44

5.725-5.85GHz_802.11be EHT80_Nss1,(MCS0)_5TX **PSD**

5690MHz Straddle 5.725-5.85GHz

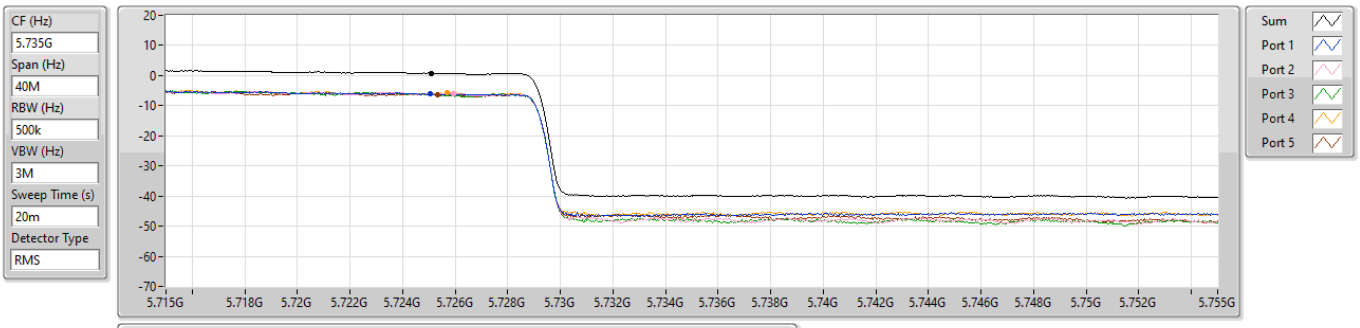

Sum	PD	Port 1	Port 2	Port 3	Port 4	Port 5
(dBm/RBW)	(dBm/RBW)	(dBm/RBW)	(dBm/RBW)	(dBm/RBW)	(dBm/RBW)	(dBm/RBW)
0.82	0.82	-6.16	-5.86	-6.07	-5.71	-6.28

5.725-5.85GHz_802.11be EHT80_Nss1,(MCS0)_5TX **PSD**

5775MHz

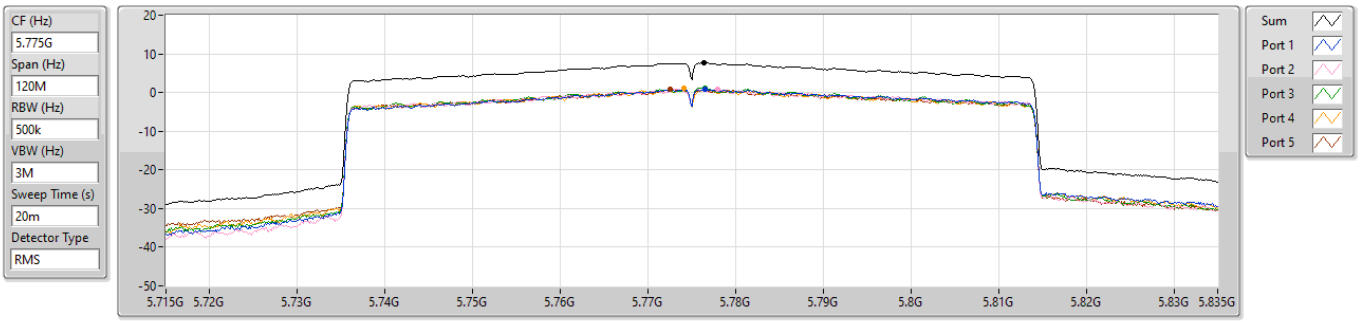

Sum	PD	Port 1	Port 2	Port 3	Port 4	Port 5
(dBm/RBW)	(dBm/RBW)	(dBm/RBW)	(dBm/RBW)	(dBm/RBW)	(dBm/RBW)	(dBm/RBW)
7.76	7.76	0.84	0.89	1.22	1.01	0.79

5.15-5.25GHz_802.11be EHT160_Nss1,(MCS0)_5TX **PSD**

5250MHz Straddle 5.15-5.25GHz

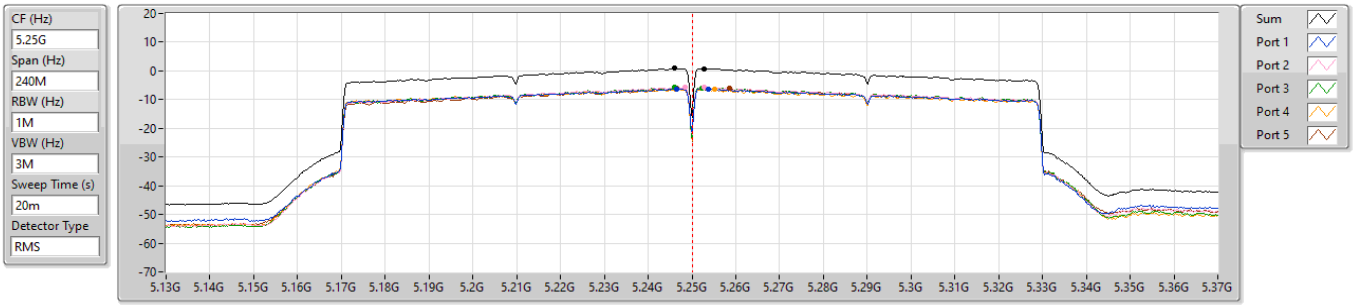

5150~5250MHz

Sum	PD	Port 1	Port 2	Port 3	Port 4	Port 5
(dBm/RBW)	(dBm/RBW)	(dBm/RBW)	(dBm/RBW)	(dBm/RBW)	(dBm/RBW)	(dBm/RBW)
0.93	0.93	-6.21	-5.75	-5.62	-6.31	-6.01

5250~5350MHz

Sum	PD	Port 1	Port 2	Port 3	Port 4	Port 5
(dBm/RBW)	(dBm/RBW)	(dBm/RBW)	(dBm/RBW)	(dBm/RBW)	(dBm/RBW)	(dBm/RBW)
0.78	0.78	-6.21	-5.69	-5.91	-6.34	-6.16

5.47-5.725GHz_802.11be EHT160_Nss1,(MCS0)_5TX **PSD**

5570MHz

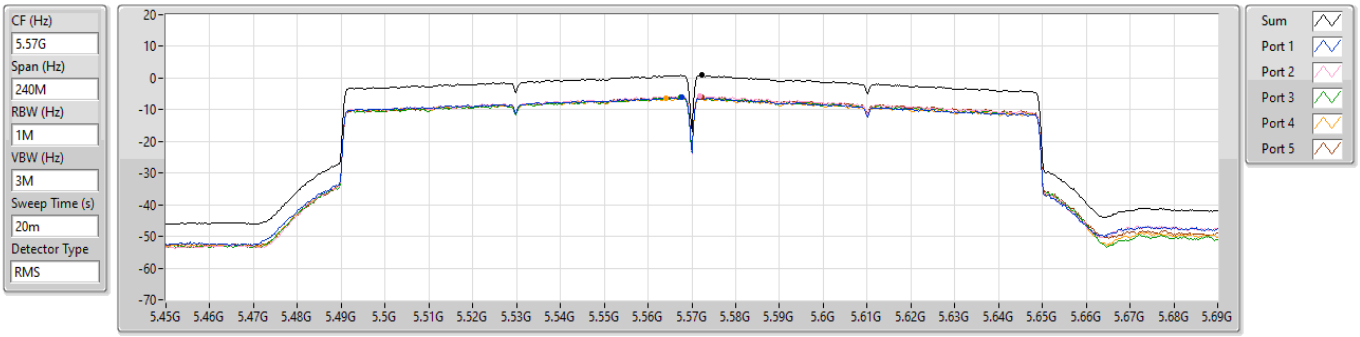

Sum	PD	Port 1	Port 2	Port 3	Port 4	Port 5
(dBm/RBW)	(dBm/RBW)	(dBm/RBW)	(dBm/RBW)	(dBm/RBW)	(dBm/RBW)	(dBm/RBW)
0.86	0.86	-6.07	-5.74	-5.93	-6.27	-5.94

Beamforming mode

Summary

Mode	PD (dBm/RBW)	EIRP PD (dBm/RBW)
5.15-5.25GHz	-	-
802.11be EHT20-BF_Nss1,(MCS0)_5TX	16.60	22.42
802.11be EHT40-BF_Nss1,(MCS0)_5TX	14.62	20.44
802.11be EHT80-BF_Nss1,(MCS0)_5TX	6.15	11.97
802.11be EHT160-BF_Nss1,(MCS0)_5TX	0.74	6.56
5.25-5.35GHz	-	-
802.11be EHT20-BF_Nss1,(MCS0)_5TX	10.63	16.13
802.11be EHT40-BF_Nss1,(MCS0)_5TX	8.88	14.38
802.11be EHT80-BF_Nss1,(MCS0)_5TX	4.70	10.20
802.11be EHT160-BF_Nss1,(MCS0)_5TX	0.66	6.16
5.47-5.725GHz	-	-
802.11be EHT20-BF_Nss1,(MCS0)_5TX	10.74	16.52
802.11be EHT40-BF_Nss1,(MCS0)_5TX	8.77	14.55
802.11be EHT80-BF_Nss1,(MCS0)_5TX	5.66	11.44
802.11be EHT160-BF_Nss1,(MCS0)_5TX	0.76	6.54
5.725-5.85GHz	-	-
802.11be EHT20-BF_Nss1,(MCS0)_5TX	14.15	20.11
802.11be EHT40-BF_Nss1,(MCS0)_5TX	13.41	19.37
802.11be EHT80-BF_Nss1,(MCS0)_5TX	8.16	14.12

RBW = 500kHz for 5.725-5.85GHz band / 1MHz for other band;

Result

Mode	Result	DG (dBi)	Port 1 (dBm/RBW)	Port 2 (dBm/RBW)	Port 3 (dBm/RBW)	Port 4 (dBm/RBW)	Port 5 (dBm/RBW)	PD (dBm/RBW)	PD Limit (dBm/RBW)	EIRP PD (dBm/RBW)	EIRP PD Limit (dBm/RBW)
802.11be EHT20-BF_Nss1,(MCS0)_5TX											
5180MHz	Pass	5.82	7.33	7.50	7.56	7.28	7.51	14.29	17.00	20.11	23.00
5200MHz	Pass	5.82	9.63	10.09	10.05	9.42	9.61	16.60	17.00	22.42	23.00
5240MHz	Pass	5.82	9.32	9.86	9.82	9.40	9.43	16.40	17.00	22.22	23.00
5260MHz	Pass	5.50	3.56	3.85	3.86	3.77	3.53	10.57	11.00	16.07	17.00
5300MHz	Pass	5.50	3.50	3.81	3.78	3.97	3.61	10.56	11.00	16.06	17.00
5320MHz	Pass	5.50	3.56	3.84	3.89	4.02	3.68	10.63	11.00	16.13	17.00
5500MHz	Pass	5.78	3.66	4.00	3.77	3.70	3.95	10.69	11.00	16.47	17.00
5580MHz	Pass	5.78	3.86	3.78	4.06	4.02	3.66	10.74	11.00	16.52	17.00
5700MHz	Pass	5.78	1.49	1.31	0.79	1.73	1.47	8.28	11.00	14.06	17.00
5720MHz Straddle 5.47-5.725GHz	Pass	5.78	3.79	3.94	3.62	4.03	3.85	10.71	11.00	16.49	17.00
5720MHz Straddle 5.725-5.85GHz	Pass	5.96	1.09	1.21	1.19	1.83	1.19	8.09	30.00	14.05	36.00
5745MHz	Pass	5.96	6.52	6.66	6.64	6.86	6.51	13.52	30.00	19.48	36.00
5785MHz	Pass	5.96	7.09	7.25	7.23	7.44	7.01	14.07	30.00	20.03	36.00
5825MHz	Pass	5.96	7.34	7.37	7.27	7.56	6.78	14.15	30.00	20.11	36.00
802.11be EHT40-BF_Nss1,(MCS0)_5TX											
5190MHz	Pass	5.82	3.68	3.79	3.95	3.71	3.71	10.62	17.00	16.44	23.00
5230MHz	Pass	5.82	7.66	7.91	7.94	7.70	7.65	14.62	17.00	20.44	23.00
5270MHz	Pass	5.50	1.75	2.17	2.12	2.41	1.83	8.88	11.00	14.38	17.00
5310MHz	Pass	5.50	1.72	2.18	2.23	2.29	1.93	8.87	11.00	14.37	17.00
5510MHz	Pass	5.78	1.52	2.06	1.72	1.79	1.97	8.62	11.00	14.40	17.00
5590MHz	Pass	5.78	1.83	1.79	1.97	2.11	1.75	8.74	11.00	14.52	17.00
5670MHz	Pass	5.78	1.80	1.84	1.84	1.90	1.86	8.77	11.00	14.55	17.00
5710MHz Straddle 5.47-5.725GHz	Pass	5.78	1.40	1.50	1.23	1.58	1.44	8.24	11.00	14.02	17.00
5710MHz Straddle 5.725-5.85GHz	Pass	5.96	-3.03	-3.08	-3.15	-2.89	-3.24	3.75	30.00	9.71	36.00
5755MHz	Pass	5.96	6.40	6.52	6.51	6.55	6.59	13.38	30.00	19.34	36.00
5795MHz	Pass	5.96	6.47	6.56	6.57	6.68	6.52	13.41	30.00	19.37	36.00
802.11be EHT80-BF_Nss1,(MCS0)_5TX											
5210MHz	Pass	5.82	-0.62	-0.43	-0.53	-0.78	-0.60	6.15	17.00	11.97	23.00
5290MHz	Pass	5.50	-2.54	-1.97	-1.93	-1.90	-2.21	4.70	11.00	10.20	17.00
5530MHz	Pass	5.78	-1.28	-1.10	-1.28	-1.02	-1.01	5.66	11.00	11.44	17.00
5610MHz	Pass	5.78	-1.23	-1.26	-1.14	-1.16	-1.44	5.59	11.00	11.37	17.00
5690MHz Straddle 5.47-5.725GHz	Pass	5.78	-1.69	-1.61	-1.51	-1.62	-1.76	5.18	11.00	10.96	17.00
5690MHz Straddle 5.725-5.85GHz	Pass	5.96	-5.91	-5.99	-5.46	-5.83	-6.22	0.97	30.00	6.93	36.00
5775MHz	Pass	5.96	1.29	1.43	1.36	1.46	1.45	8.16	30.00	14.12	36.00
802.11be EHT160-BF_Nss1,(MCS0)_5TX											
5250MHz Straddle 5.15-5.25GHz	Pass	5.82	-6.23	-5.58	-6.09	-6.21	-6.31	0.74	17.00	6.56	23.00
5250MHz Straddle 5.25-5.35GHz	Pass	5.50	-6.21	-5.96	-6.02	-6.57	-6.12	0.66	11.00	6.16	17.00

Mode	Result	DG (dBi)	Port 1 (dBm/RBW)	Port 2 (dBm/RBW)	Port 3 (dBm/RBW)	Port 4 (dBm/RBW)	Port 5 (dBm/RBW)	PD (dBm/RBW)	PD Limit (dBm/RBW)	EIRP PD (dBm/RBW)	EIRP PD Limit (dBm/RBW)
5570MHz	Pass	5.78	-6.07	-5.70	-6.38	-6.19	-5.96	0.76	11.00	6.54	17.00

DG = Directional Gain; RBW = 500kHz for 5.725-5.85GHz band / 1MHz for other band;
PD = trace bin-by-bin of each transmits port summing can be performed maximum power density; Port X = Port X Power Density;
Directional Gain refers to antenna specification.

5.15-5.25GHz_802.11be EHT20-BF_Nss1,(MCS0)_5TX **PSD**

5180MHz

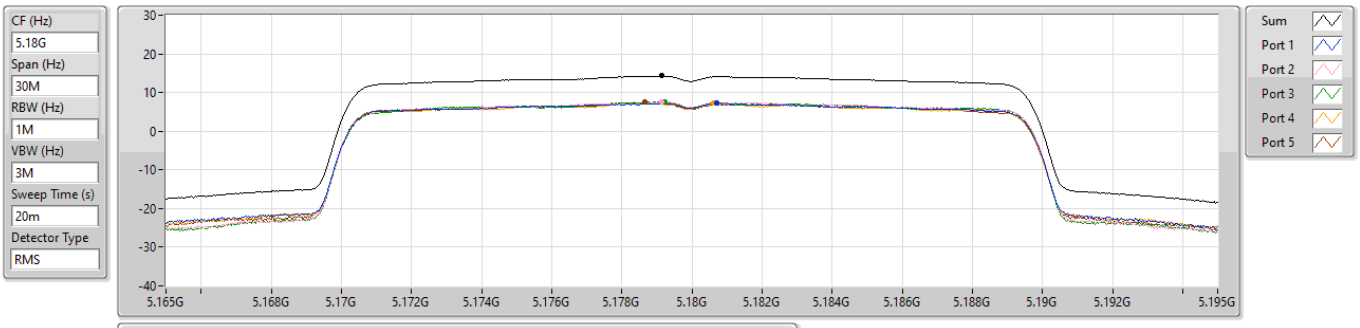

Sum	PD	Port 1	Port 2	Port 3	Port 4	Port 5
(dBm/RBW)	(dBm/RBW)	(dBm/RBW)	(dBm/RBW)	(dBm/RBW)	(dBm/RBW)	(dBm/RBW)
14.29	14.29	7.33	7.50	7.56	7.28	7.51

5.15-5.25GHz_802.11be EHT20-BF_Nss1,(MCS0)_5TX **PSD**

5200MHz

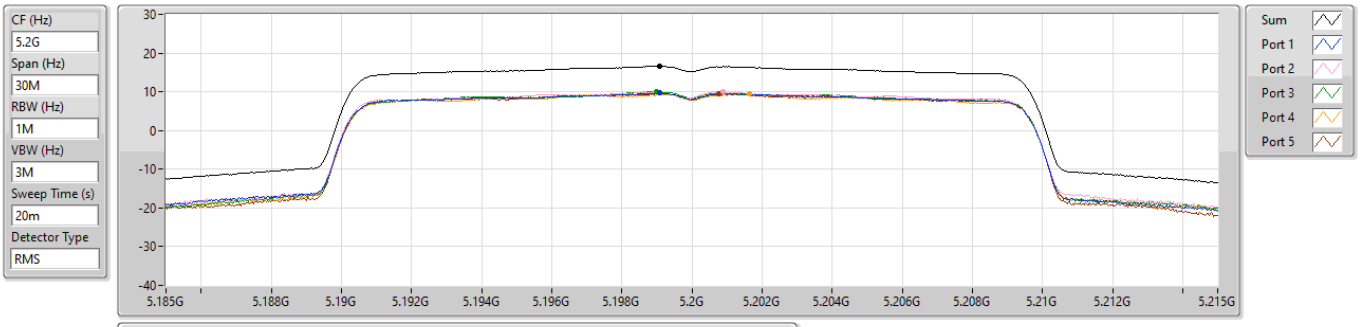

Sum	PD	Port 1	Port 2	Port 3	Port 4	Port 5
(dBm/RBW)	(dBm/RBW)	(dBm/RBW)	(dBm/RBW)	(dBm/RBW)	(dBm/RBW)	(dBm/RBW)
16.60	16.60	9.63	10.09	10.05	9.42	9.61

5.15-5.25GHz_802.11be EHT20-BF_Nss1,(MCS0)_5TX **PSD**

5240MHz

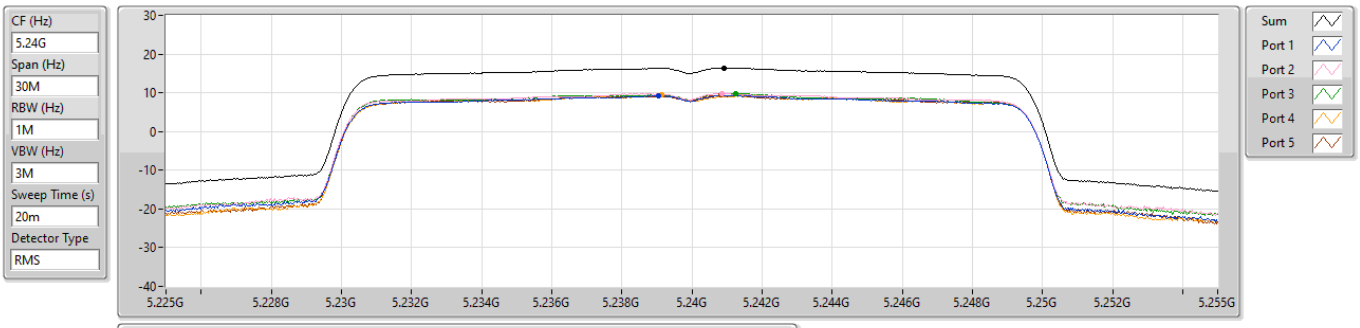

Sum	PD	Port 1	Port 2	Port 3	Port 4	Port 5
(dBm/RBW)	(dBm/RBW)	(dBm/RBW)	(dBm/RBW)	(dBm/RBW)	(dBm/RBW)	(dBm/RBW)
16.40	16.40	9.32	9.86	9.82	9.40	9.43

5.25-5.35GHz_802.11be EHT20-BF_Nss1,(MCS0)_5TX **PSD**

5260MHz

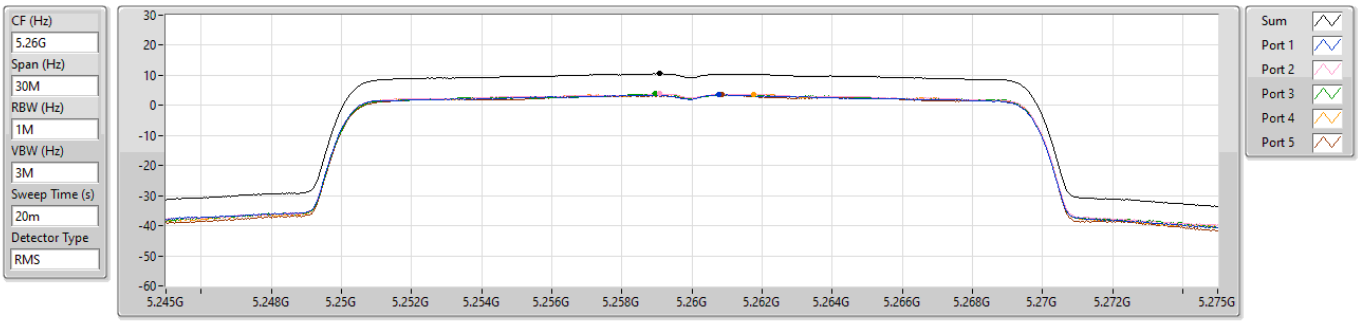

Sum	PD	Port 1	Port 2	Port 3	Port 4	Port 5
(dBm/RBW)	(dBm/RBW)	(dBm/RBW)	(dBm/RBW)	(dBm/RBW)	(dBm/RBW)	(dBm/RBW)
10.57	10.57	3.56	3.85	3.86	3.77	3.53

5.25-5.35GHz_802.11be EHT20-BF_Nss1,(MCS0)_5TX **PSD**

5300MHz

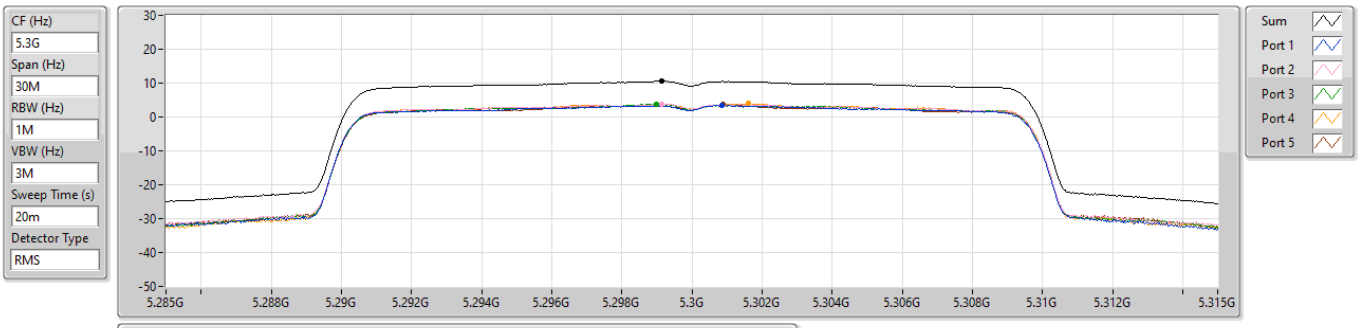

Sum	PD	Port 1	Port 2	Port 3	Port 4	Port 5
(dBm/RBW)	(dBm/RBW)	(dBm/RBW)	(dBm/RBW)	(dBm/RBW)	(dBm/RBW)	(dBm/RBW)
10.56	10.56	3.50	3.81	3.78	3.97	3.61

5.25-5.35GHz_802.11be EHT20-BF_Nss1,(MCS0)_5TX **PSD**

5320MHz

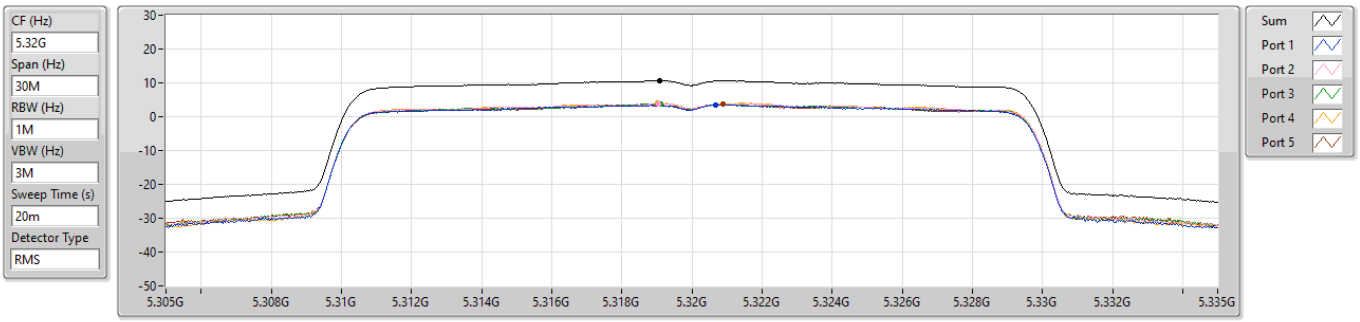

Sum	PD	Port 1	Port 2	Port 3	Port 4	Port 5
(dBm/RBW)	(dBm/RBW)	(dBm/RBW)	(dBm/RBW)	(dBm/RBW)	(dBm/RBW)	(dBm/RBW)
10.63	10.63	3.56	3.84	3.89	4.02	3.68

5.47-5.725GHz_802.11be EHT20-BF_Nss1,(MCS0)_5TX **PSD**

5500MHz

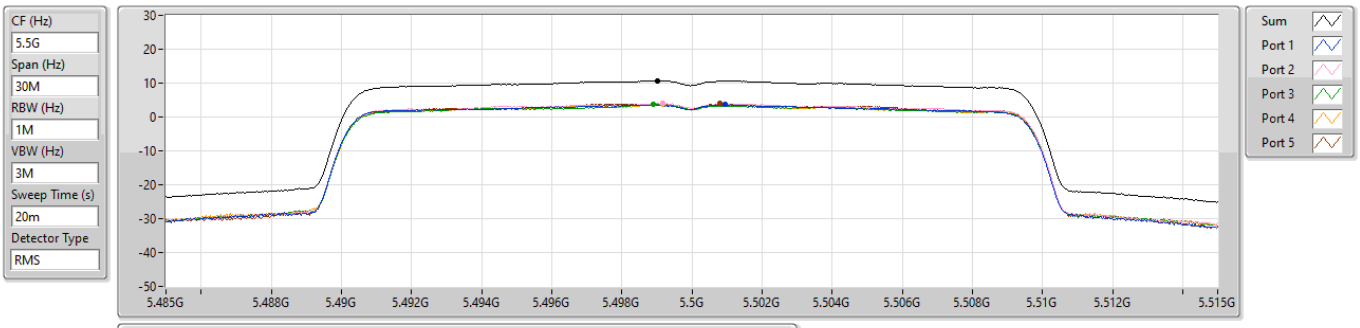

Sum	PD	Port 1	Port 2	Port 3	Port 4	Port 5
(dBm/RBW)	(dBm/RBW)	(dBm/RBW)	(dBm/RBW)	(dBm/RBW)	(dBm/RBW)	(dBm/RBW)
10.69	10.69	3.66	4.00	3.77	3.70	3.95

5.47-5.725GHz_802.11be EHT20-BF_Nss1,(MCS0)_5TX **PSD**

5580MHz

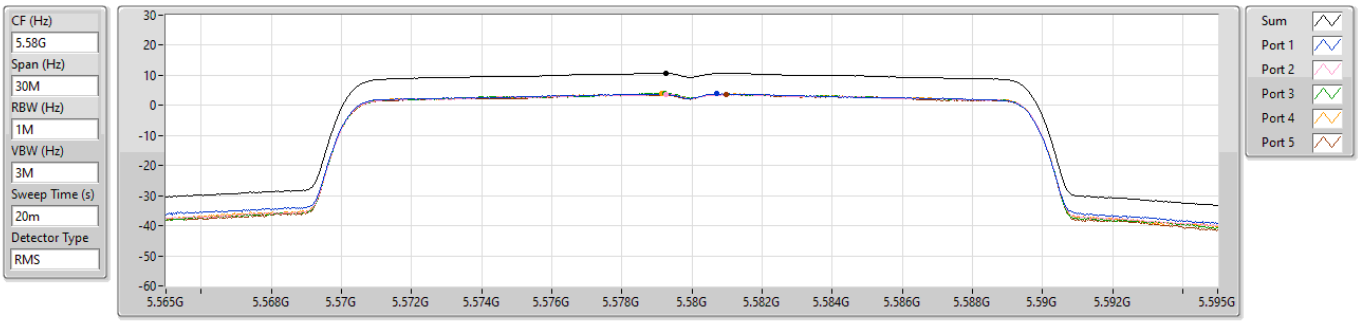

Sum	PD	Port 1	Port 2	Port 3	Port 4	Port 5
(dBm/RBW)	(dBm/RBW)	(dBm/RBW)	(dBm/RBW)	(dBm/RBW)	(dBm/RBW)	(dBm/RBW)
10.74	10.74	3.86	3.78	4.06	4.02	3.66

5.47-5.725GHz_802.11be EHT20-BF_Nss1,(MCS0)_5TX **PSD**

5700MHz

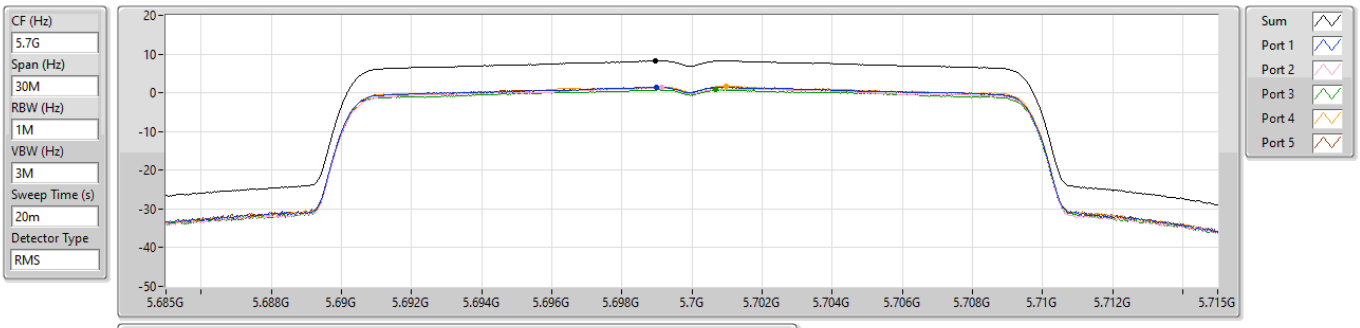

Sum	PD	Port 1	Port 2	Port 3	Port 4	Port 5
(dBm/RBW)	(dBm/RBW)	(dBm/RBW)	(dBm/RBW)	(dBm/RBW)	(dBm/RBW)	(dBm/RBW)
8.28	8.28	1.49	1.31	0.79	1.73	1.47

5.47-5.725GHz_802.11be EHT20-BF_Nss1,(MCS0)_5TX **PSD**

5720MHz Straddle 5.47-5.725GHz

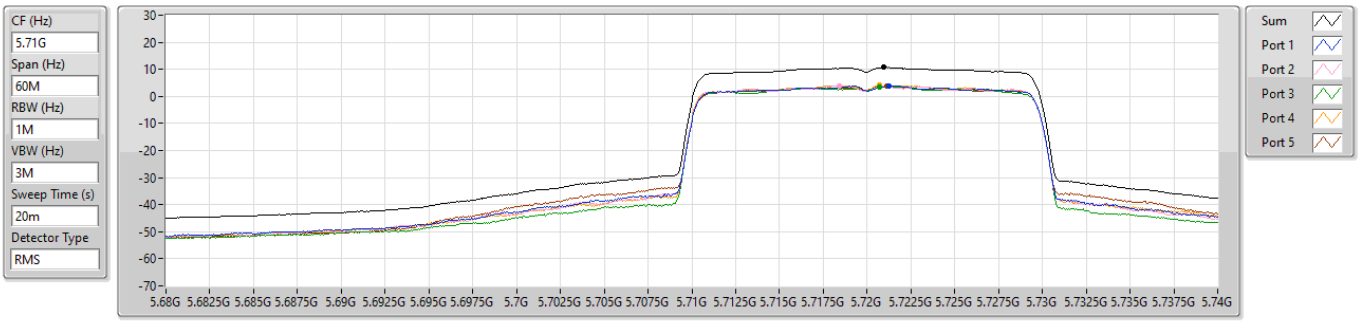

Sum	PD	Port 1	Port 2	Port 3	Port 4	Port 5
(dBm/RBW)	(dBm/RBW)	(dBm/RBW)	(dBm/RBW)	(dBm/RBW)	(dBm/RBW)	(dBm/RBW)
10.71	10.71	3.79	3.94	3.62	4.03	3.85

5.725-5.85GHz_802.11be EHT20-BF_Nss1,(MCS0)_5TX **PSD**

5720MHz Straddle 5.725-5.85GHz

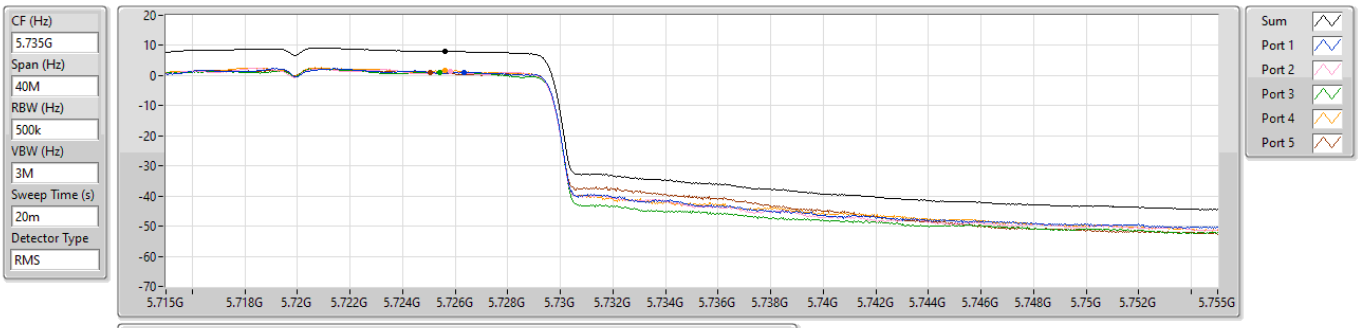

Sum	PD	Port 1	Port 2	Port 3	Port 4	Port 5
(dBm/RBW)	(dBm/RBW)	(dBm/RBW)	(dBm/RBW)	(dBm/RBW)	(dBm/RBW)	(dBm/RBW)
8.09	8.09	1.09	1.21	1.19	1.83	1.19

5.725-5.85GHz_802.11be EHT20-BF_Nss1,(MCS0)_5TX **PSD**

5745MHz

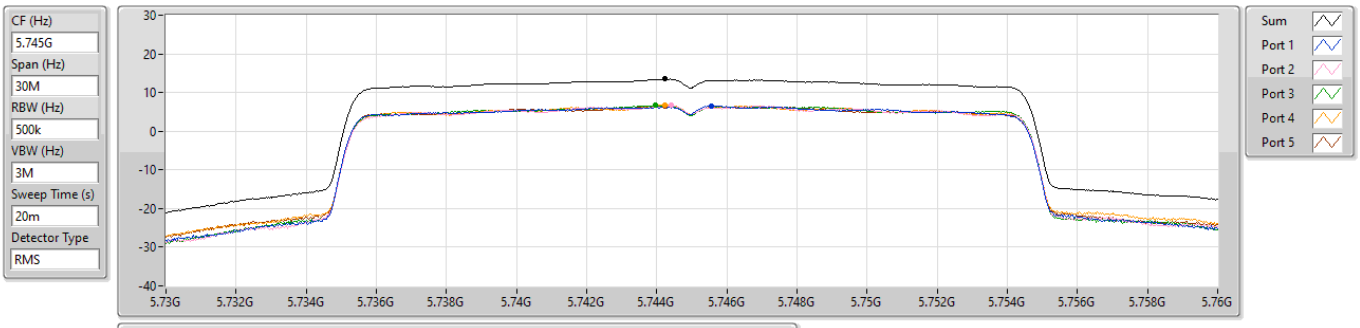

Sum	PD	Port 1	Port 2	Port 3	Port 4	Port 5
(dBm/RBW)	(dBm/RBW)	(dBm/RBW)	(dBm/RBW)	(dBm/RBW)	(dBm/RBW)	(dBm/RBW)
13.52	13.52	6.52	6.66	6.64	6.86	6.51

5.725-5.85GHz_802.11be EHT20-BF_Nss1,(MCS0)_5TX **PSD**

5785MHz

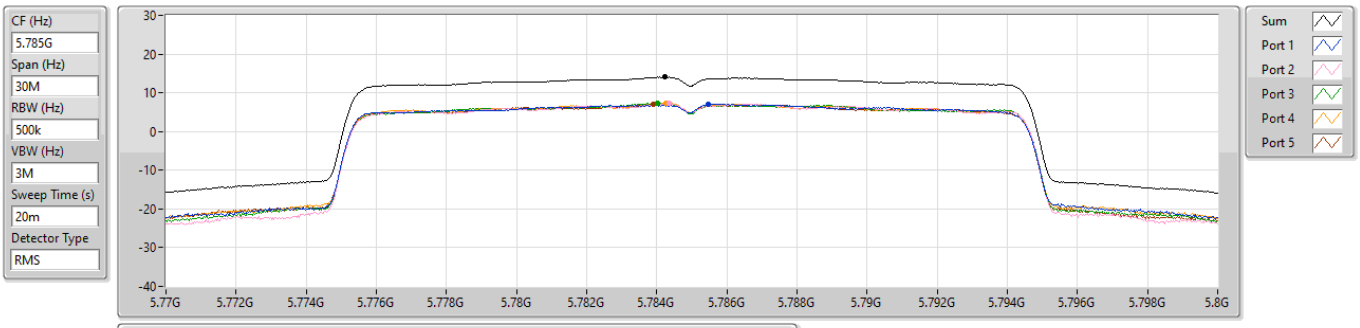

Sum	PD	Port 1	Port 2	Port 3	Port 4	Port 5
(dBm/RBW)	(dBm/RBW)	(dBm/RBW)	(dBm/RBW)	(dBm/RBW)	(dBm/RBW)	(dBm/RBW)
14.07	14.07	7.09	7.25	7.23	7.44	7.01

5.725-5.85GHz_802.11be EHT20-BF_Nss1,(MCS0)_5TX **PSD**

5825MHz

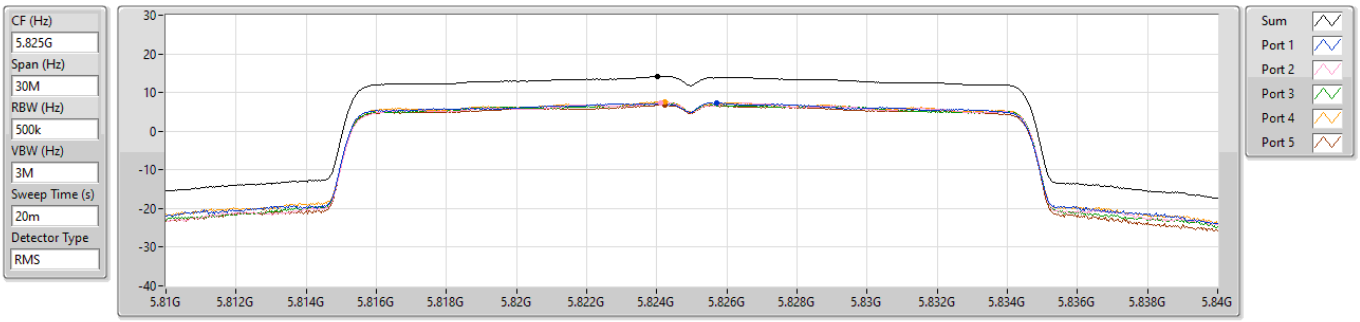

Sum	PD	Port 1	Port 2	Port 3	Port 4	Port 5
(dBm/RBW)	(dBm/RBW)	(dBm/RBW)	(dBm/RBW)	(dBm/RBW)	(dBm/RBW)	(dBm/RBW)
14.15	14.15	7.34	7.37	7.27	7.56	6.78

5.15-5.25GHz_802.11be EHT40-BF_Nss1,(MCS0)_5TX **PSD**

5190MHz

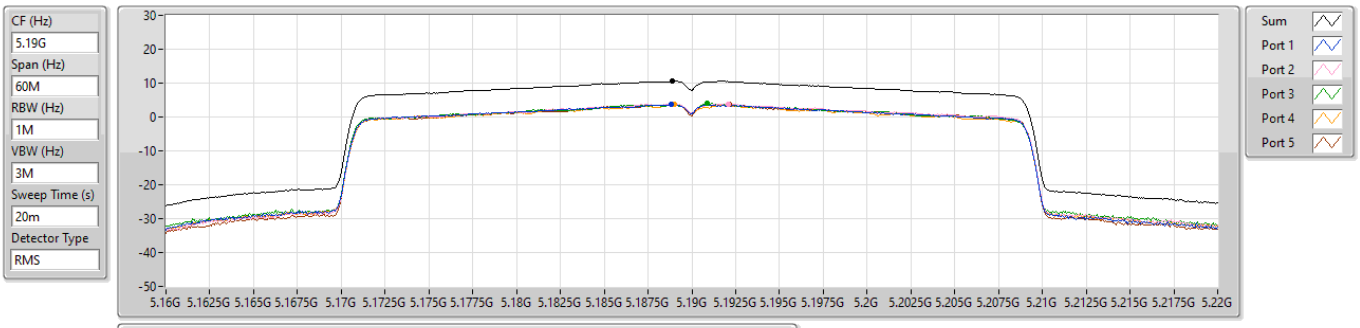

Sum	PD	Port 1	Port 2	Port 3	Port 4	Port 5
(dBm/RBW)	(dBm/RBW)	(dBm/RBW)	(dBm/RBW)	(dBm/RBW)	(dBm/RBW)	(dBm/RBW)
10.62	10.62	3.68	3.79	3.95	3.71	3.71

5.15-5.25GHz_802.11be EHT40-BF_Nss1,(MCS0)_5TX **PSD**

5230MHz

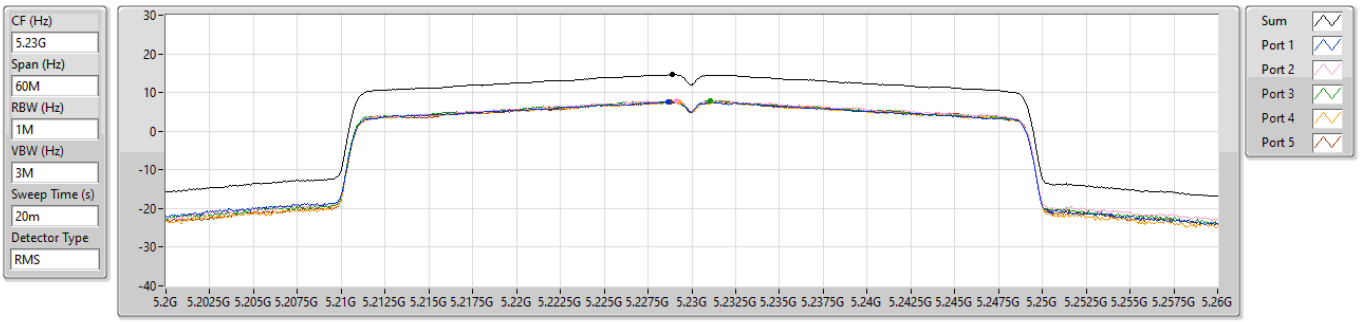

Sum	PD	Port 1	Port 2	Port 3	Port 4	Port 5
(dBm/RBW)	(dBm/RBW)	(dBm/RBW)	(dBm/RBW)	(dBm/RBW)	(dBm/RBW)	(dBm/RBW)
14.62	14.62	7.66	7.91	7.94	7.70	7.65

5.25-5.35GHz_802.11be EHT40-BF_Nss1,(MCS0)_5TX **PSD**

5270MHz

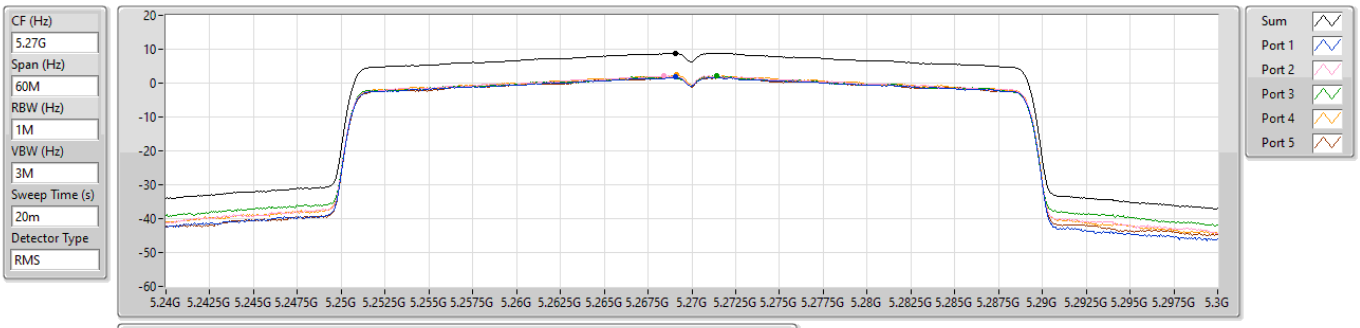

Sum	PD	Port 1	Port 2	Port 3	Port 4	Port 5
(dBm/RBW)	(dBm/RBW)	(dBm/RBW)	(dBm/RBW)	(dBm/RBW)	(dBm/RBW)	(dBm/RBW)
8.88	8.88	1.75	2.17	2.12	2.41	1.83

5.25-5.35GHz_802.11be EHT40-BF_Nss1,(MCS0)_5TX **PSD**

5310MHz

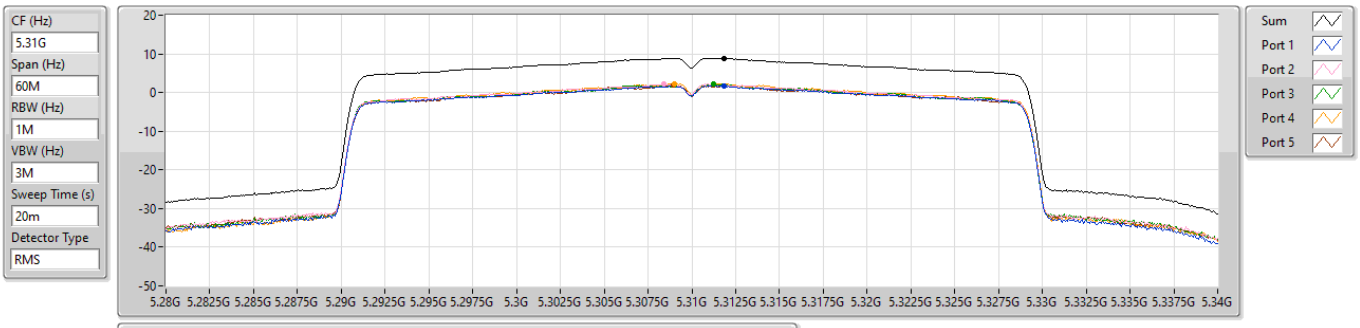

Sum	PD	Port 1	Port 2	Port 3	Port 4	Port 5
(dBm/RBW)	(dBm/RBW)	(dBm/RBW)	(dBm/RBW)	(dBm/RBW)	(dBm/RBW)	(dBm/RBW)
8.87	8.87	1.72	2.18	2.23	2.29	1.93

5.47-5.725GHz_802.11be EHT40-BF_Nss1,(MCS0)_5TX **PSD**

5510MHz

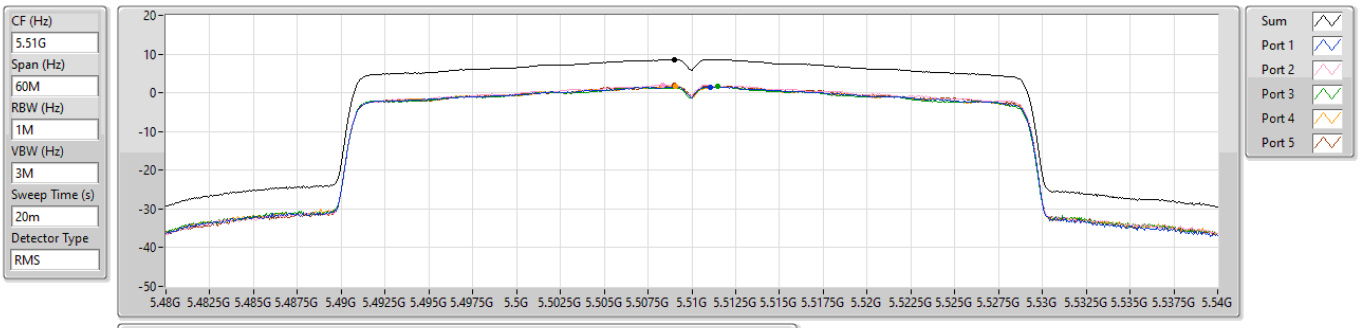

Sum	PD	Port 1	Port 2	Port 3	Port 4	Port 5
(dBm/RBW)	(dBm/RBW)	(dBm/RBW)	(dBm/RBW)	(dBm/RBW)	(dBm/RBW)	(dBm/RBW)
8.62	8.62	1.52	2.06	1.72	1.79	1.97

5.47-5.725GHz_802.11be EHT40-BF_Nss1,(MCS0)_5TX **PSD**

5590MHz

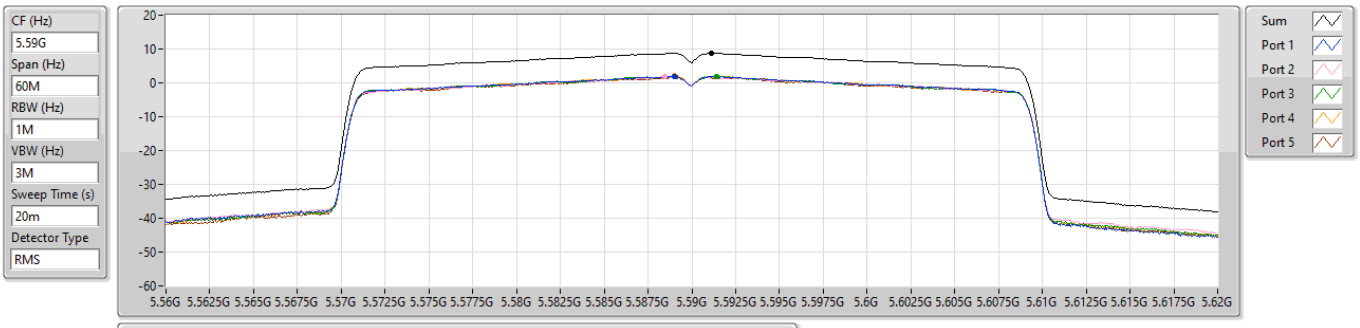

Sum	PD	Port 1	Port 2	Port 3	Port 4	Port 5
(dBm/RBW)	(dBm/RBW)	(dBm/RBW)	(dBm/RBW)	(dBm/RBW)	(dBm/RBW)	(dBm/RBW)
8.74	8.74	1.83	1.79	1.97	2.11	1.75

5.47-5.725GHz_802.11be EHT40-BF_Nss1,(MCS0)_5TX **PSD**

5670MHz

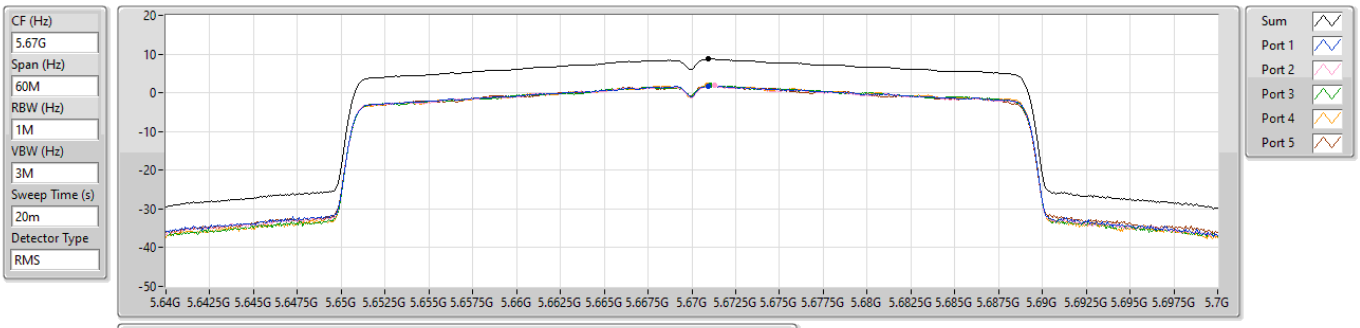

Sum	PD	Port 1	Port 2	Port 3	Port 4	Port 5
(dBm/RBW)	(dBm/RBW)	(dBm/RBW)	(dBm/RBW)	(dBm/RBW)	(dBm/RBW)	(dBm/RBW)
8.77	8.77	1.80	1.84	1.84	1.90	1.86

5.47-5.725GHz_802.11be EHT40-BF_Nss1,(MCS0)_5TX **PSD**

5710MHz Straddle 5.47-5.725GHz

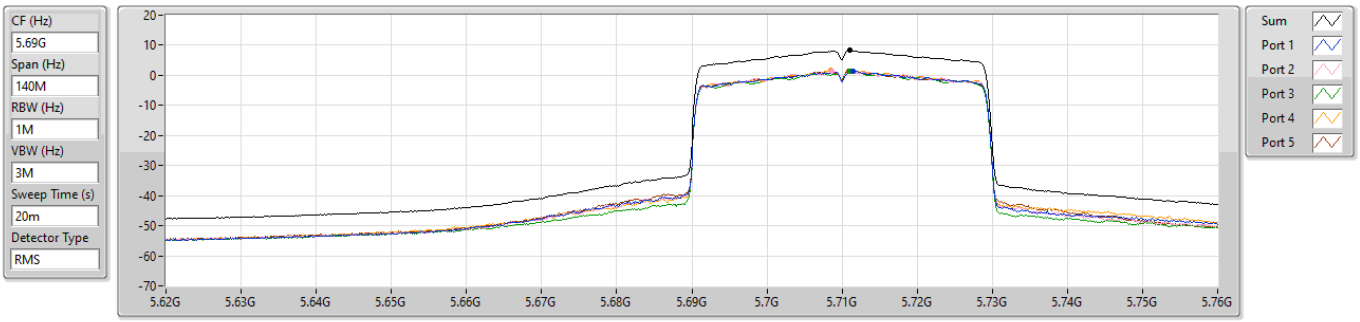

Sum	PD	Port 1	Port 2	Port 3	Port 4	Port 5
(dBm/RBW)	(dBm/RBW)	(dBm/RBW)	(dBm/RBW)	(dBm/RBW)	(dBm/RBW)	(dBm/RBW)
8.24	8.24	1.40	1.50	1.23	1.58	1.44

5.725-5.85GHz_802.11be EHT40-BF_Nss1,(MCS0)_5TX **PSD**

5710MHz Straddle 5.725-5.85GHz

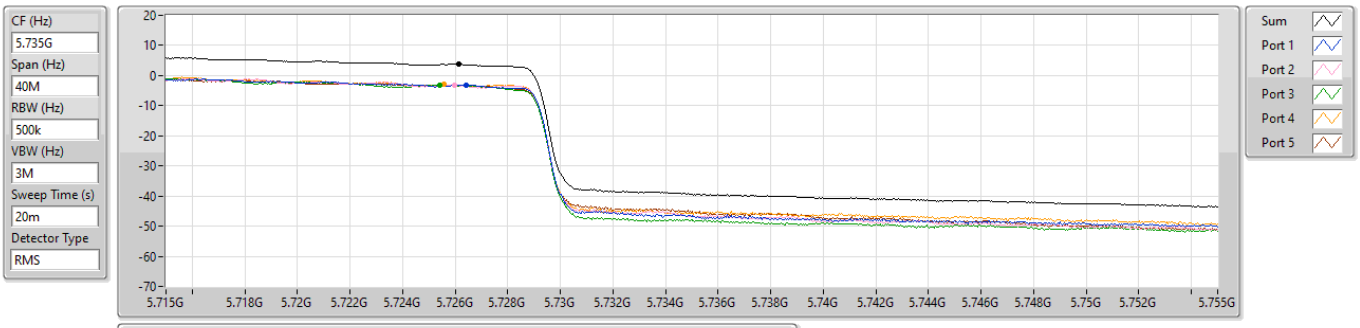

Sum	PD	Port 1	Port 2	Port 3	Port 4	Port 5
(dBm/RBW)	(dBm/RBW)	(dBm/RBW)	(dBm/RBW)	(dBm/RBW)	(dBm/RBW)	(dBm/RBW)
3.75	3.75	-3.03	-3.08	-3.15	-2.89	-3.24

5.725-5.85GHz_802.11be EHT40-BF_Nss1,(MCS0)_5TX **PSD**

5755MHz

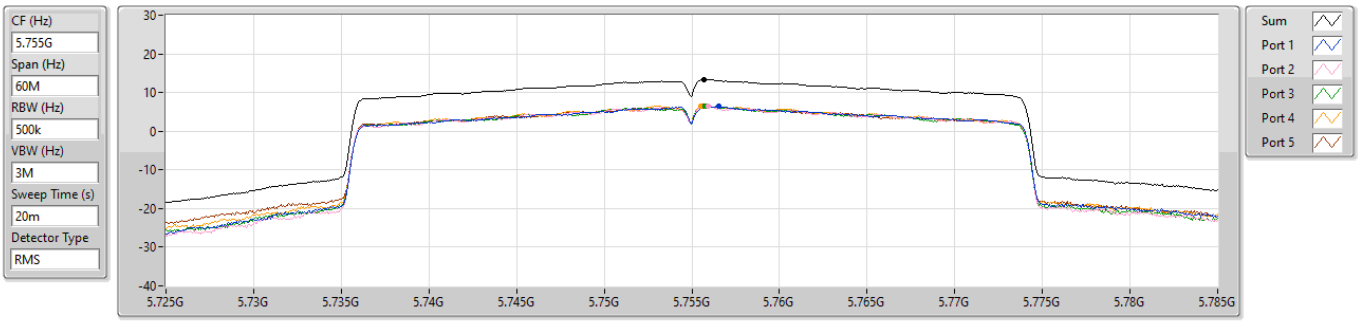

Sum	PD	Port 1	Port 2	Port 3	Port 4	Port 5
(dBm/RBW)	(dBm/RBW)	(dBm/RBW)	(dBm/RBW)	(dBm/RBW)	(dBm/RBW)	(dBm/RBW)
13.38	13.38	6.40	6.52	6.51	6.55	6.59

5.725-5.85GHz_802.11be EHT40-BF_Nss1,(MCS0)_5TX **PSD**

5795MHz

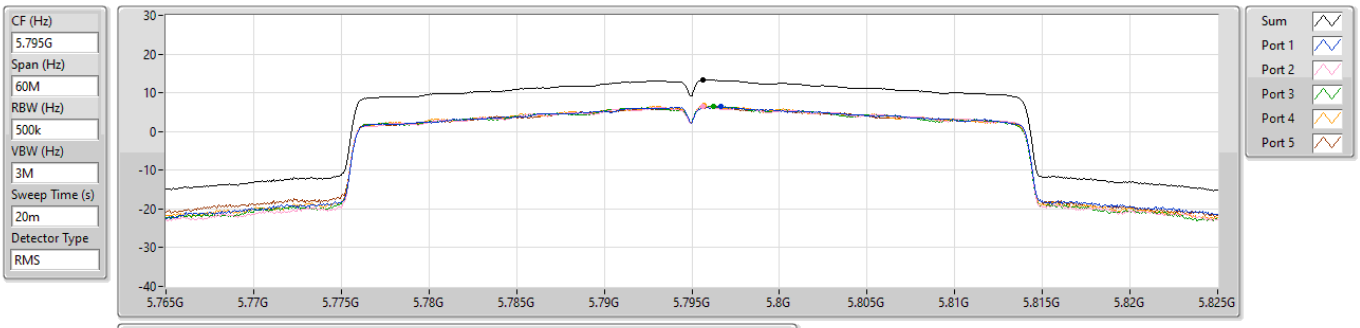

Sum	PD	Port 1	Port 2	Port 3	Port 4	Port 5
(dBm/RBW)	(dBm/RBW)	(dBm/RBW)	(dBm/RBW)	(dBm/RBW)	(dBm/RBW)	(dBm/RBW)
13.41	13.41	6.47	6.56	6.57	6.68	6.52

5.15-5.25GHz_802.11be EHT80-BF_Nss1,(MCS0)_5TX **PSD**

5210MHz

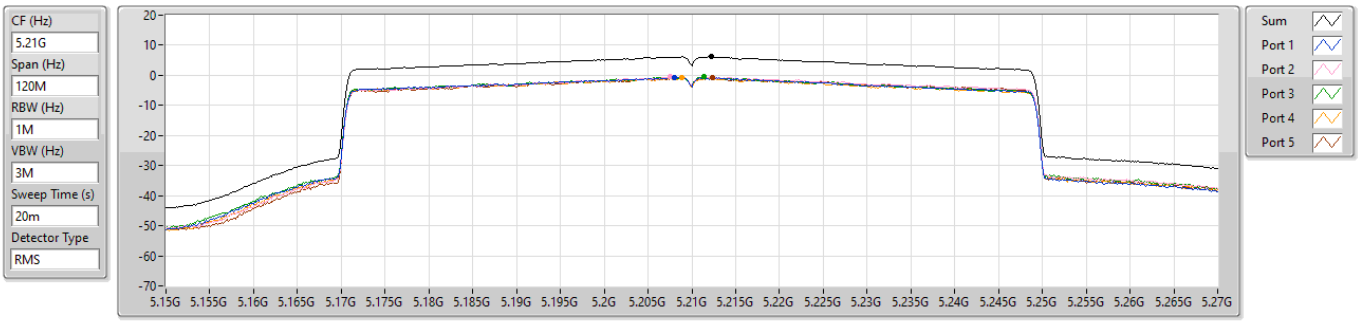

Sum	PD	Port 1	Port 2	Port 3	Port 4	Port 5
(dBm/RBW)	(dBm/RBW)	(dBm/RBW)	(dBm/RBW)	(dBm/RBW)	(dBm/RBW)	(dBm/RBW)
6.15	6.15	-0.62	-0.43	-0.53	-0.78	-0.60

5.25-5.35GHz_802.11be EHT80-BF_Nss1,(MCS0)_5TX **PSD**

5290MHz

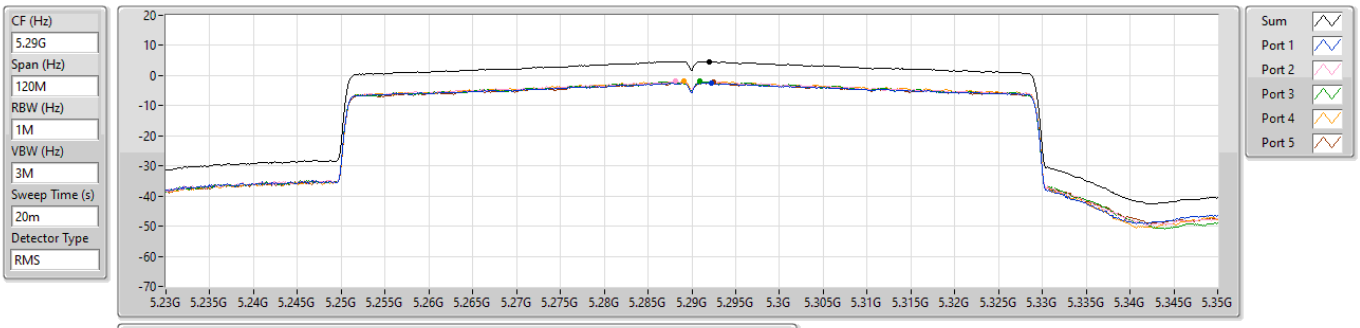

Sum	PD	Port 1	Port 2	Port 3	Port 4	Port 5
(dBm/RBW)	(dBm/RBW)	(dBm/RBW)	(dBm/RBW)	(dBm/RBW)	(dBm/RBW)	(dBm/RBW)
4.70	4.70	-2.54	-1.97	-1.93	-1.90	-2.21

5.47-5.725GHz_802.11be EHT80-BF_Nss1,(MCS0)_5TX **PSD**

5530MHz

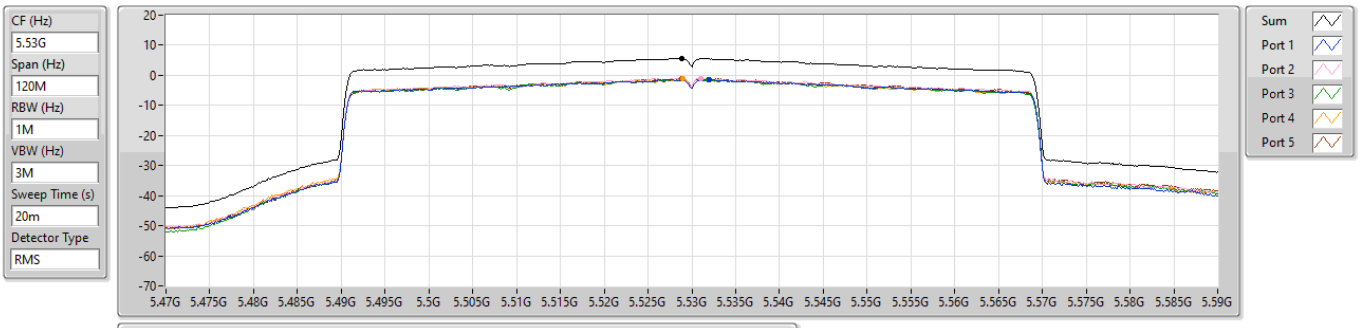

Sum	PD	Port 1	Port 2	Port 3	Port 4	Port 5
(dBm/RBW)	(dBm/RBW)	(dBm/RBW)	(dBm/RBW)	(dBm/RBW)	(dBm/RBW)	(dBm/RBW)
5.66	5.66	-1.28	-1.10	-1.28	-1.02	-1.01

5.47-5.725GHz_802.11be EHT80-BF_Nss1,(MCS0)_5TX **PSD**

5610MHz

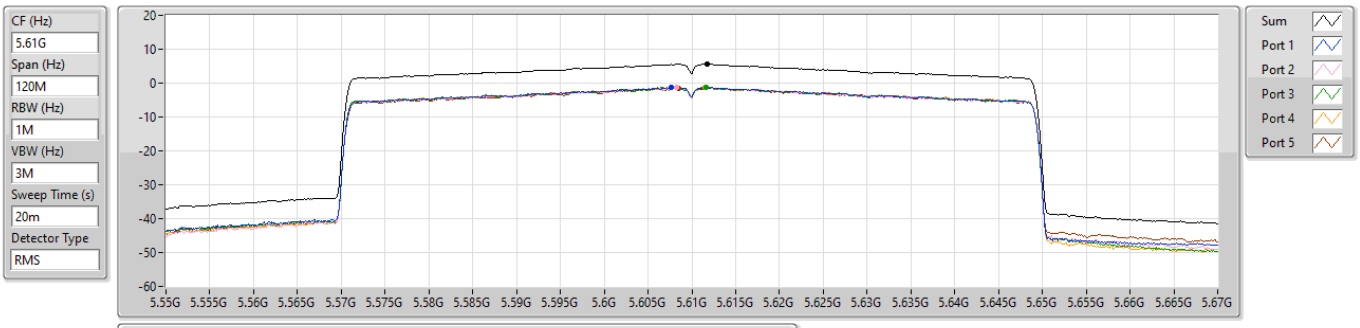

Sum	PD	Port 1	Port 2	Port 3	Port 4	Port 5
(dBm/RBW)	(dBm/RBW)	(dBm/RBW)	(dBm/RBW)	(dBm/RBW)	(dBm/RBW)	(dBm/RBW)
5.59	5.59	-1.23	-1.26	-1.14	-1.16	-1.44

5.47-5.725GHz_802.11be EHT80-BF_Nss1,(MCS0)_5TX **PSD**

5690MHz Straddle 5.47-5.725GHz

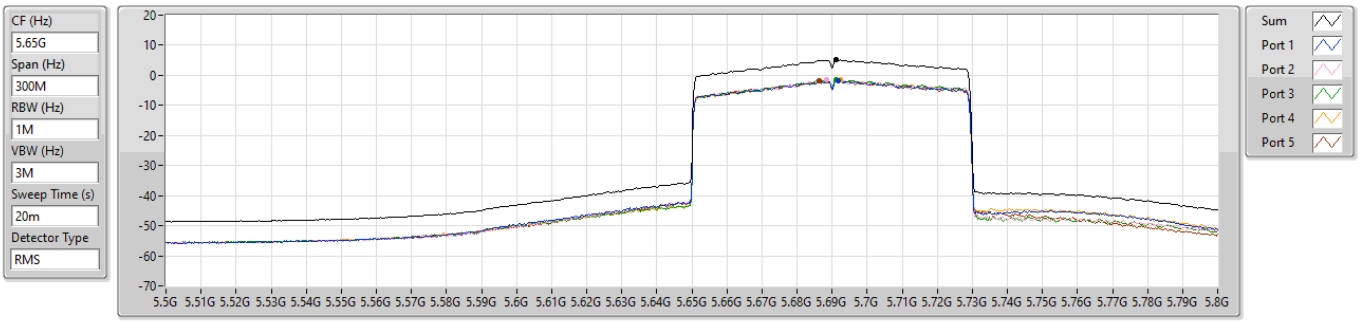

Sum	PD	Port 1	Port 2	Port 3	Port 4	Port 5
(dBm/RBW)	(dBm/RBW)	(dBm/RBW)	(dBm/RBW)	(dBm/RBW)	(dBm/RBW)	(dBm/RBW)
5.18	5.18	-1.69	-1.61	-1.51	-1.62	-1.76

5.725-5.85GHz_802.11be EHT80-BF_Nss1,(MCS0)_5TX **PSD**

5690MHz Straddle 5.725-5.85GHz

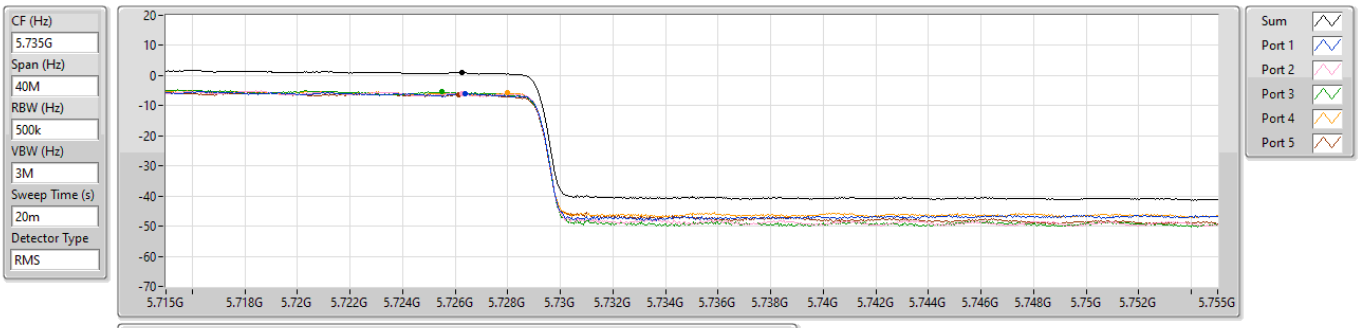

Sum	PD	Port 1	Port 2	Port 3	Port 4	Port 5
(dBm/RBW)	(dBm/RBW)	(dBm/RBW)	(dBm/RBW)	(dBm/RBW)	(dBm/RBW)	(dBm/RBW)
0.97	0.97	-5.91	-5.99	-5.46	-5.83	-6.22

5.725-5.85GHz_802.11be EHT80-BF_Nss1,(MCS0)_5TX **PSD**

5775MHz

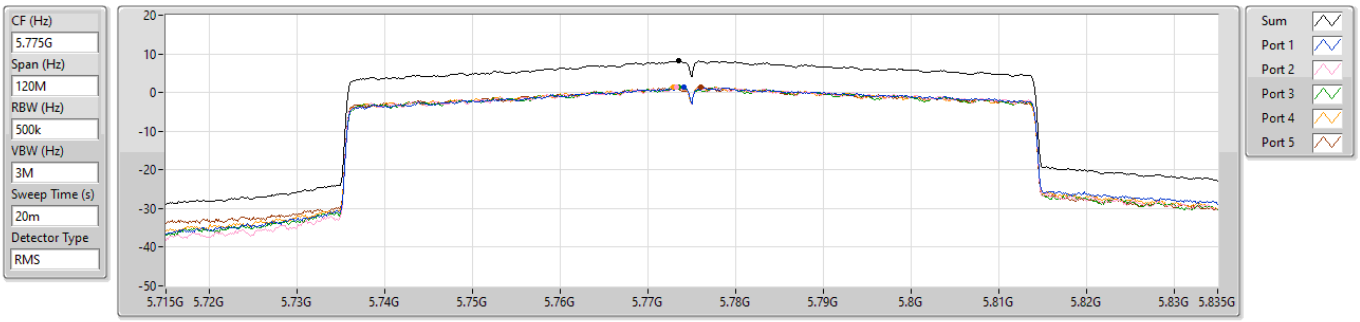

Sum	PD	Port 1	Port 2	Port 3	Port 4	Port 5
(dBm/RBW)	(dBm/RBW)	(dBm/RBW)	(dBm/RBW)	(dBm/RBW)	(dBm/RBW)	(dBm/RBW)
8.16	8.16	1.29	1.43	1.36	1.46	1.45

5.15-5.25GHz_802.11be EHT160-BF_Nss1,(MCS0)_5TX **PSD**

5250MHz Straddle 5.15-5.25GHz

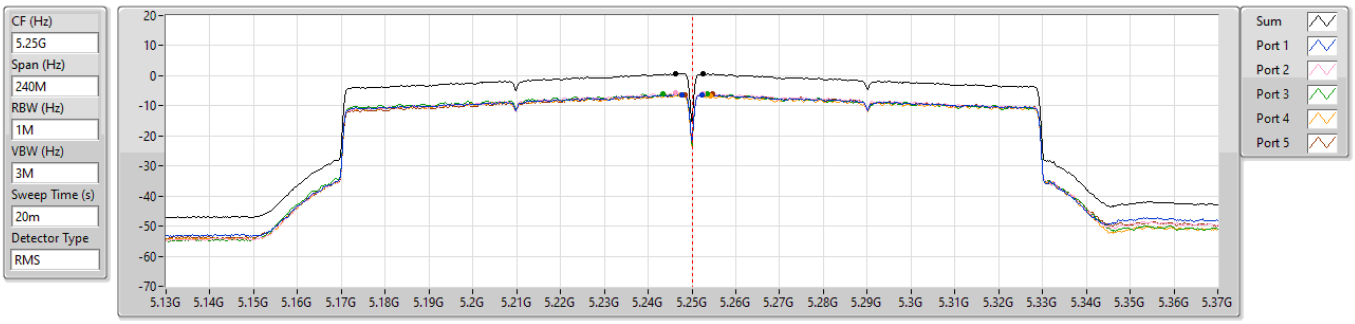

5150~5250MHz

Sum	PD	Port 1	Port 2	Port 3	Port 4	Port 5
(dBm/RBW)	(dBm/RBW)	(dBm/RBW)	(dBm/RBW)	(dBm/RBW)	(dBm/RBW)	(dBm/RBW)
0.74	0.74	-6.23	-5.58	-6.09	-6.21	-6.31

5250~5350MHz

Sum	PD	Port 1	Port 2	Port 3	Port 4	Port 5
(dBm/RBW)	(dBm/RBW)	(dBm/RBW)	(dBm/RBW)	(dBm/RBW)	(dBm/RBW)	(dBm/RBW)
0.66	0.66	-6.21	-5.96	-6.02	-6.57	-6.12

5.47-5.725GHz_802.11be EHT160-BF_Nss1,(MCS0)_5TX **PSD**

5570MHz

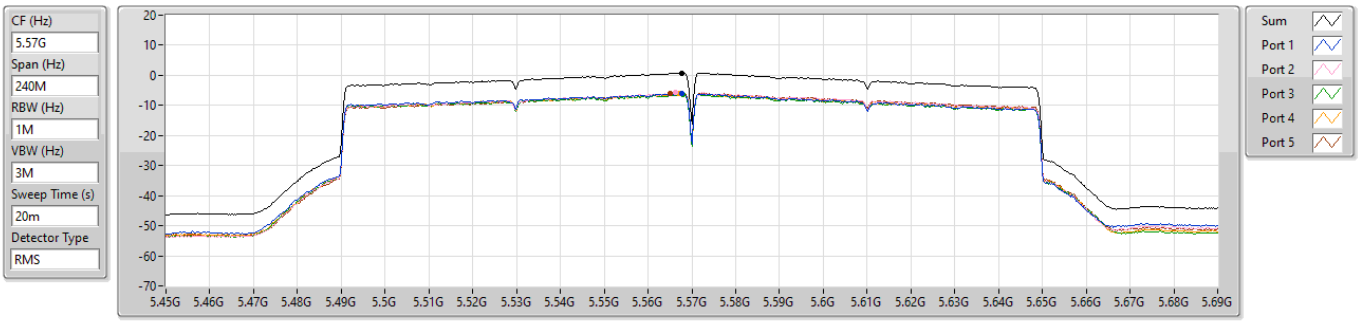

Sum	PD	Port 1	Port 2	Port 3	Port 4	Port 5
(dBm/RBW)	(dBm/RBW)	(dBm/RBW)	(dBm/RBW)	(dBm/RBW)	(dBm/RBW)	(dBm/RBW)
0.76	0.76	-6.07	-5.70	-6.38	-6.19	-5.96

Non-beamforming mode

Unwanted Emissions (Below 1GHz)

Modulation	be EHT40	**Test Freq. (MHz)**	5755
Polarization	Horizontal		

Test By :Brad Wu- Temperature(℃):24 Humidity(%):62

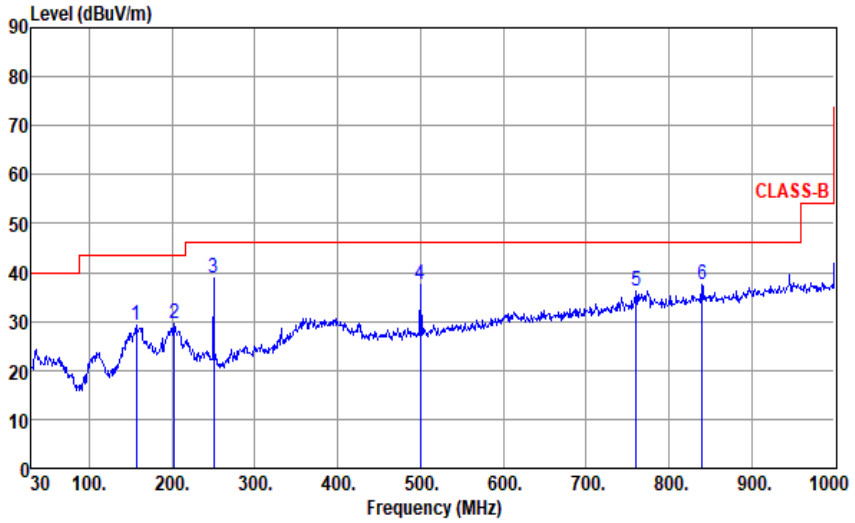

	Freq. MHz	Emission level dBuV/m	Limit dBuV/m	Margin dB	SA reading dBuV	Factor dB/m	Remark	ANT High cm	Turn Table deg
1	157.07	29.24	43.50	-14.26	37.69	-8.45	Peak	---	---
2	202.66	29.71	43.50	-13.79	41.27	-11.56	Peak	---	---
3	250.19	38.96	46.00	-7.04	48.43	-9.47	Peak	---	---
4	499.48	37.61	46.00	-8.39	39.77	-2.16	Peak	---	---
5	760.41	36.19	46.00	-9.81	32.22	3.97	Peak	---	---
6	839.95	37.49	46.00	-8.51	32.44	5.05	Peak	---	---

Note 1: Emission Level (dBuV/m) = SA Reading (dBuV) + Factor* (dB/m)
*Factor includes antenna factor , cable loss and amplifier gain
Note 2: Margin (dB) = Emission level (dBuV/m) – Limit (dBuV/m).
Note 3: All spurious emissions below 30MHz are more than 20 dB below the limit.

Modulation	be EHT40	**Test Freq. (MHz)**	5755
Polarization	Vertical		

Test By :Brad Wu- Temperature(℃):24 Humidity(%):62

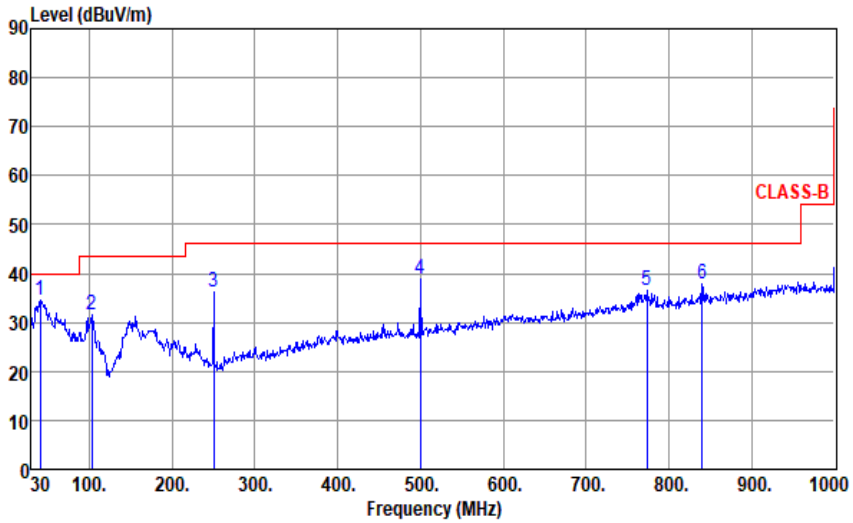

	Freq. MHz	Emission level dBuV/m	Limit dBuV/m	Margin dB	SA reading dBuV	Factor dB/m	Remark	ANT High cm	Turn Table deg
1	40.67	34.70	40.00	-5.30	43.88	-9.18	Peak	---	---
2	102.75	31.65	43.50	-11.85	44.52	-12.87	Peak	---	---
3	250.19	36.22	46.00	-9.78	45.69	-9.47	Peak	---	---
4	499.48	38.73	46.00	-7.27	40.89	-2.16	Peak	---	---
5	773.99	36.43	46.00	-9.57	32.26	4.17	Peak	---	---
6	839.95	37.80	46.00	-8.20	32.75	5.05	Peak	---	---

Note 1: Emission Level (dBuV/m) = SA Reading (dBuV) + Factor* (dB/m)
*Factor includes antenna factor , cable loss and amplifier gain
Note 2: Margin (dB) = Emission level (dBuV/m) – Limit (dBuV/m).
Note 3: All spurious emissions below 30MHz are more than 20 dB below the limit.

Unwanted Emissions (Above 1GHz)

Modulation	11a	**Test Freq. (MHz)**	5180
Polarization	Horizontal		

Test By :Brad Wu_ Temperature(℃):22 Humidity(%):63

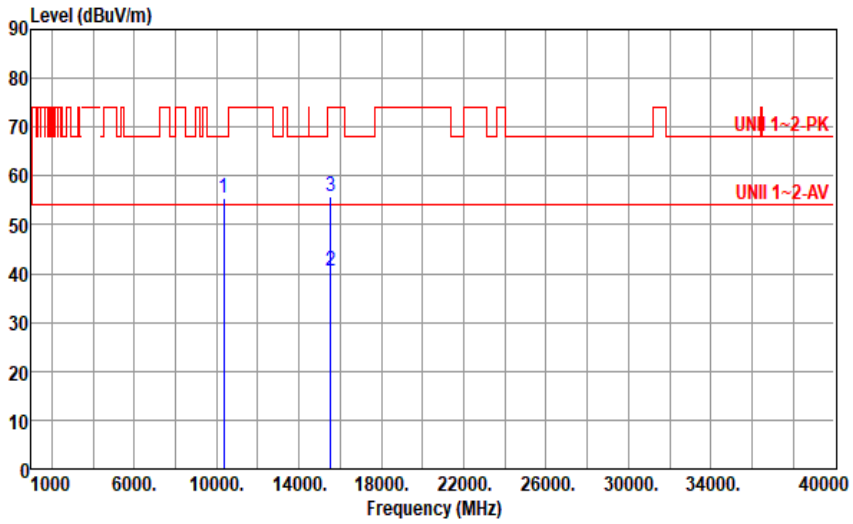

	Freq. MHz	Emission level dBuV/m	Limit dBuV/m	Margin dB	SA reading dBuV	Factor dB/m	Remark	ANT High cm	Turn Table deg
1	10360.00	55.61	68.20	-12.59	46.77	8.84	Peak	237	329
2	15540.00	40.63	54.00	-13.37	34.31	6.32	Average	313	46
3	15540.00	55.70	74.00	-18.30	49.38	6.32	Peak	313	46

Note 1: Emission Level (dBuV/m) = SA Reading (dBuV) + Factor* (dB/m)
*Factor includes antenna factor , cable loss and amplifier gain
Note 2: Margin (dB) = Emission level (dBuV/m) – Limit (dBuV/m).

Modulation	11a	**Test Freq. (MHz)**	5180
Polarization	Vertical		

Test By :Brad Wu_ Temperature(℃):22 Humidity(%):63

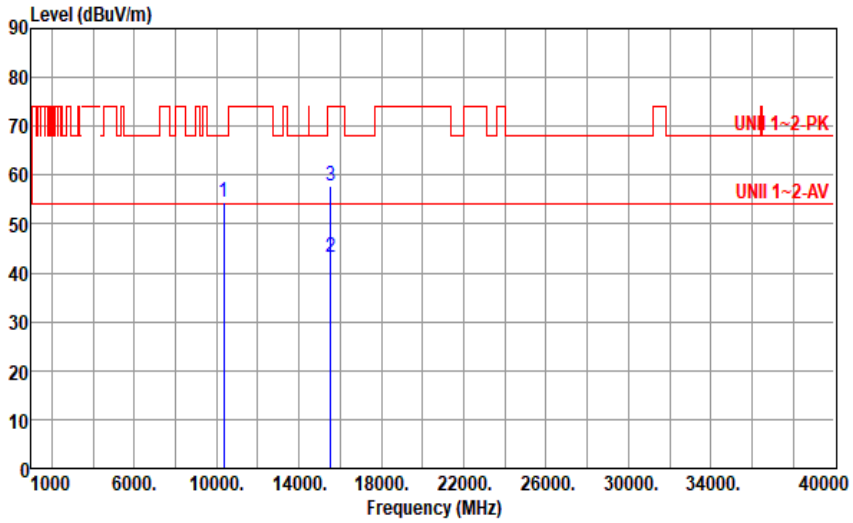

	Freq. MHz	Emission level dBuV/m	Limit dBuV/m	Margin dB	SA reading dBuV	Factor dB/m	Remark	ANT High cm	Turn Table deg
1	10360.00	54.48	68.20	-13.72	45.64	8.84	Peak	246	331
2	15540.00	43.11	54.00	-10.89	36.79	6.32	Average	295	334
3	15540.00	57.83	74.00	-16.17	51.51	6.32	Peak	295	334

Note 1: Emission Level (dBuV/m) = SA Reading (dBuV) + Factor* (dB/m)
*Factor includes antenna factor , cable loss and amplifier gain
Note 2: Margin (dB) = Emission level (dBuV/m) – Limit (dBuV/m).

Modulation	11a	**Test Freq. (MHz)**	5200
Polarization	Horizontal		

Test By :Brad Wu_ Temperature(℃):23 Humidity(%):62

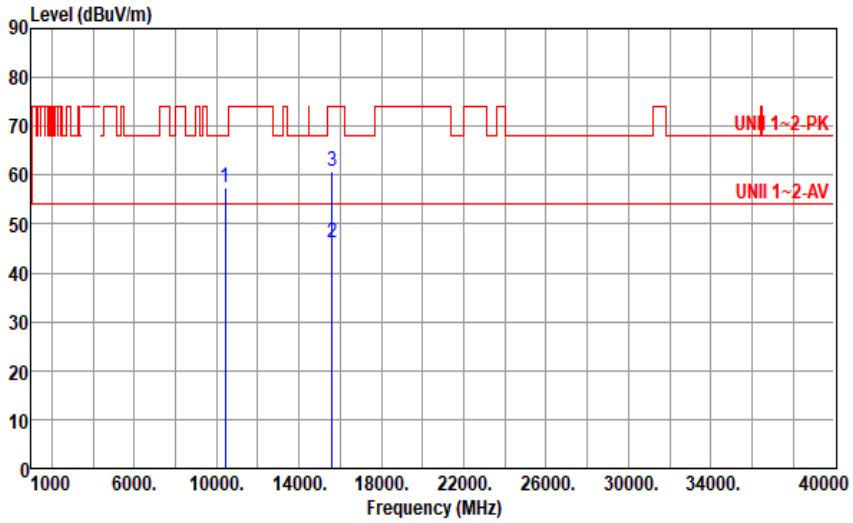

	Freq. MHz	Emission level dBuV/m	Limit dBuV/m	Margin dB	SA reading dBuV	Factor dB/m	Remark	ANT High cm	Turn Table deg
1	10400.00	57.30	68.20	-10.90	48.38	8.92	Peak	310	301
2	15600.00	46.08	54.00	-7.92	39.75	6.33	Average	235	132
3	15600.00	60.84	74.00	-13.16	54.51	6.33	Peak	235	132

Note 1: Emission Level (dBuV/m) = SA Reading (dBuV) + Factor* (dB/m)
*Factor includes antenna factor , cable loss and amplifier gain
Note 2: Margin (dB) = Emission level (dBuV/m) – Limit (dBuV/m).

Modulation	11a	**Test Freq. (MHz)**	5200
Polarization	Vertical		

Test By :Brad Wu_ Temperature(℃):23 Humidity(%):62

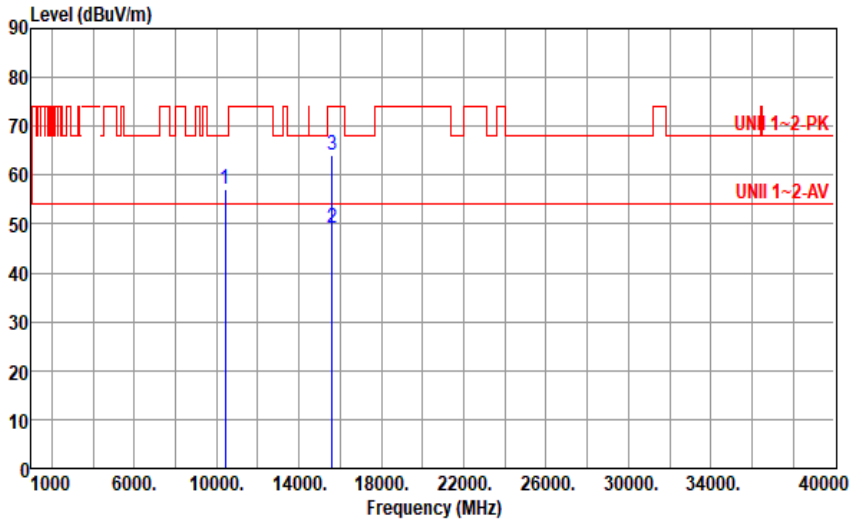

	Freq. MHz	Emission level dBuV/m	Limit dBuV/m	Margin dB	SA reading dBuV	Factor dB/m	Remark	ANT High cm	Turn Table deg
1	10400.00	57.24	68.20	-10.96	48.32	8.92	Peak	221	293
2	15600.00	48.99	54.00	-5.01	42.66	6.33	Average	258	337
3	15600.00	64.14	74.00	-9.86	57.81	6.33	Peak	258	337

Note 1: Emission Level (dBuV/m) = SA Reading (dBuV) + Factor* (dB/m)
*Factor includes antenna factor , cable loss and amplifier gain
Note 2: Margin (dB) = Emission level (dBuV/m) – Limit (dBuV/m).

Modulation	11a	**Test Freq. (MHz)**	5240
Polarization	Horizontal		

Test By :Brad Wu_ Temperature(℃):22 Humidity(%):63

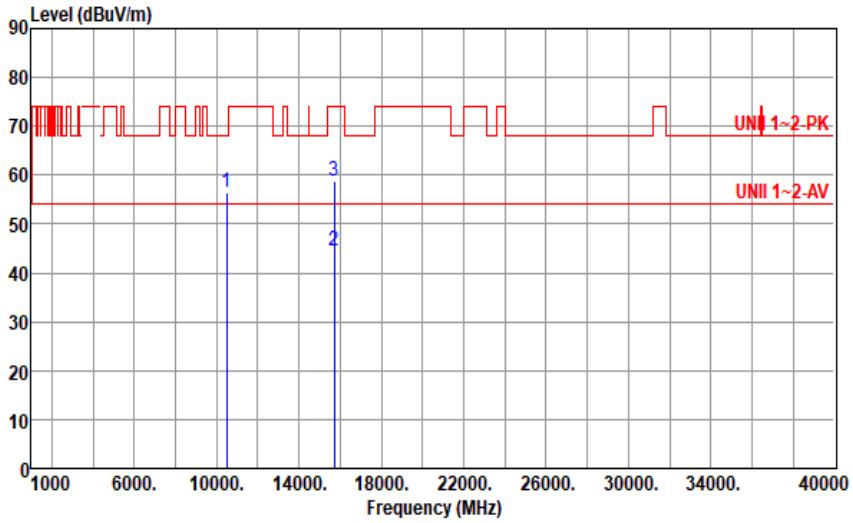

	Freq. MHz	Emission level dBuV/m	Limit dBuV/m	Margin dB	SA reading dBuV	Factor dB/m	Remark	ANT High cm	Turn Table deg
1	10480.00	56.58	68.20	-11.62	47.39	9.19	Peak	240	320
2	15720.00	44.54	54.00	-9.46	38.27	6.27	Average	179	314
3	15720.00	58.63	74.00	-15.37	52.36	6.27	Peak	179	314

Note 1: Emission Level (dBuV/m) = SA Reading (dBuV) + Factor* (dB/m)
*Factor includes antenna factor , cable loss and amplifier gain
Note 2: Margin (dB) = Emission level (dBuV/m) – Limit (dBuV/m).

Modulation	11a	**Test Freq. (MHz)**	5240
Polarization	Vertical		

Test By :Brad Wu_ Temperature(℃):22 Humidity(%):63

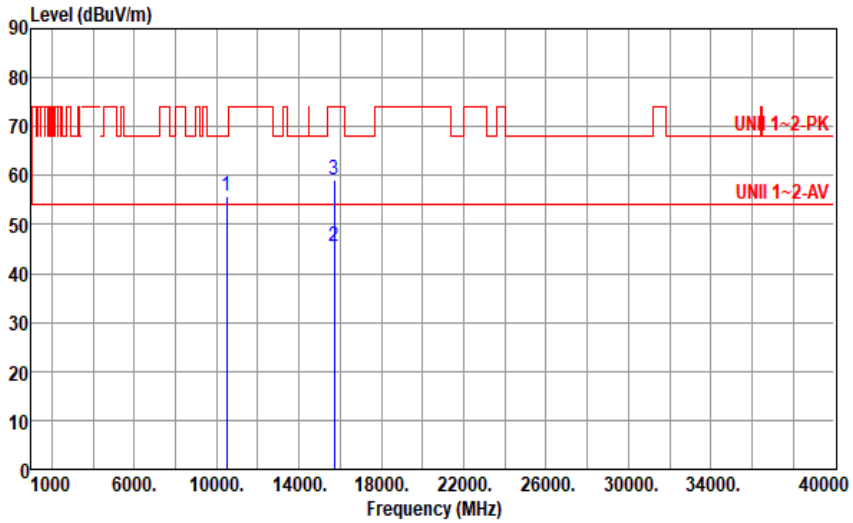

	Freq. MHz	Emission level dBuV/m	Limit dBuV/m	Margin dB	SA reading dBuV	Factor dB/m	Remark	ANT High cm	Turn Table deg
1	10480.00	55.67	68.20	-12.53	46.48	9.19	Peak	259	330
2	15720.00	45.52	54.00	-8.48	39.25	6.27	Average	315	324
3	15720.00	58.98	74.00	-15.02	52.71	6.27	Peak	315	324

Note 1: Emission Level (dBuV/m) = SA Reading (dBuV) + Factor* (dB/m)
*Factor includes antenna factor , cable loss and amplifier gain
Note 2: Margin (dB) = Emission level (dBuV/m) – Limit (dBuV/m).

Modulation	11a	**Test Freq. (MHz)**	5260
Polarization	Horizontal		

Test By :Brad Wu_ Temperature(℃):22 Humidity(%):63

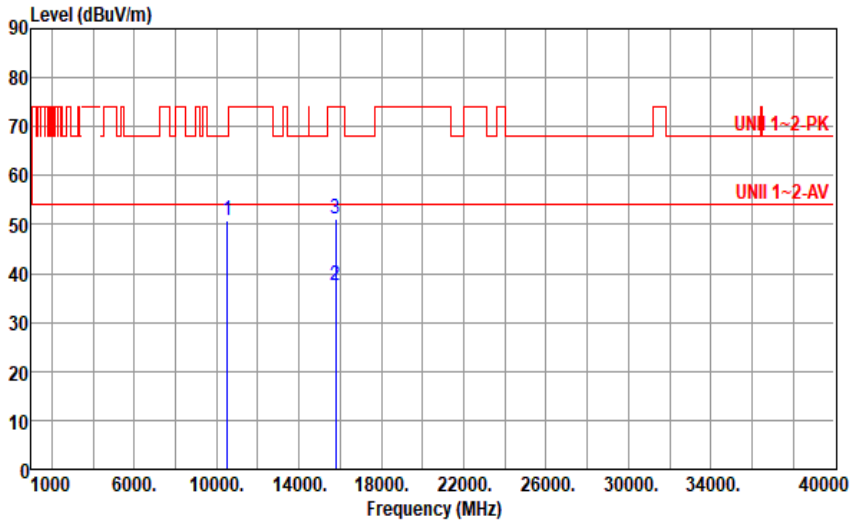

	Freq. MHz	Emission level dBuV/m	Limit dBuV/m	Margin dB	SA reading dBuV	Factor dB/m	Remark	ANT High cm	Turn Table deg
1	10520.00	50.78	68.20	-17.42	41.59	9.19	Peak	338	301
2	15780.00	37.66	54.00	-16.34	31.58	6.08	Average	331	57
3	15780.00	51.29	74.00	-22.71	45.21	6.08	Peak	331	57

Note 1: Emission Level (dBuV/m) = SA Reading (dBuV) + Factor* (dB/m)
*Factor includes antenna factor , cable loss and amplifier gain
Note 2: Margin (dB) = Emission level (dBuV/m) – Limit (dBuV/m).

Modulation	11a	**Test Freq. (MHz)**	5260
Polarization	Vertical		

Test By :Brad Wu_ Temperature(℃):22 Humidity(%):63

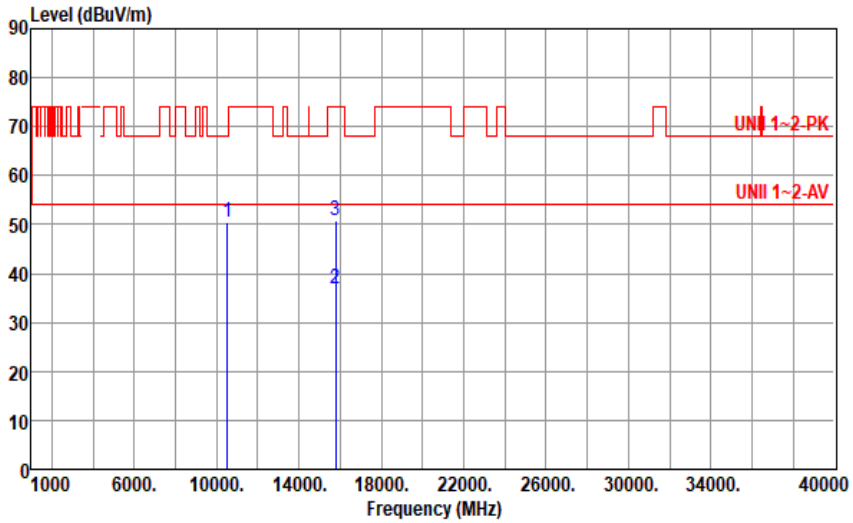

	Freq. MHz	Emission level dBuV/m	Limit dBuV/m	Margin dB	SA reading dBuV	Factor dB/m	Remark	ANT High cm	Turn Table deg
1	10520.00	50.42	68.20	-17.78	41.23	9.19	Peak	162	35
2	15780.00	37.01	54.00	-16.99	30.93	6.08	Average	193	11
3	15780.00	50.75	74.00	-23.25	44.67	6.08	Peak	193	11

Note 1: Emission Level (dBuV/m) = SA Reading (dBuV) + Factor* (dB/m)
*Factor includes antenna factor , cable loss and amplifier gain
Note 2: Margin (dB) = Emission level (dBuV/m) – Limit (dBuV/m).

Modulation	11a	**Test Freq. (MHz)**	5300
Polarization	Horizontal		

Test By :Akun Chung_ Temperature(℃):23 Humidity(%):62

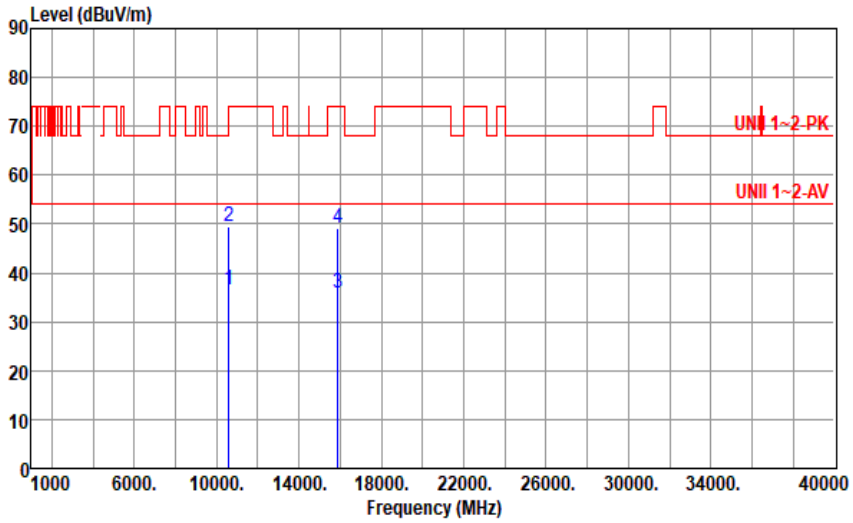

	Freq. MHz	Emission level dBuV/m	Limit dBuV/m	Margin dB	SA reading dBuV	Factor dB/m	Remark	ANT High cm	Turn Table deg
1	10600.00	36.45	54.00	-17.55	27.20	9.25	Average	148	280
2	10600.00	49.49	74.00	-24.51	40.24	9.25	Peak	148	280
3	15900.00	36.00	54.00	-18.00	29.60	6.40	Average	160	299
4	15900.00	49.07	74.00	-24.93	42.67	6.40	Peak	160	299

Note 1: Emission Level (dBuV/m) = SA Reading (dBuV) + Factor* (dB/m)
*Factor includes antenna factor , cable loss and amplifier gain
Note 2: Margin (dB) = Emission level (dBuV/m) – Limit (dBuV/m).

Modulation	11a	**Test Freq. (MHz)**	5300
Polarization	Vertical		

Test By :Akun Chung_ Temperature(℃):23 Humidity(%):62

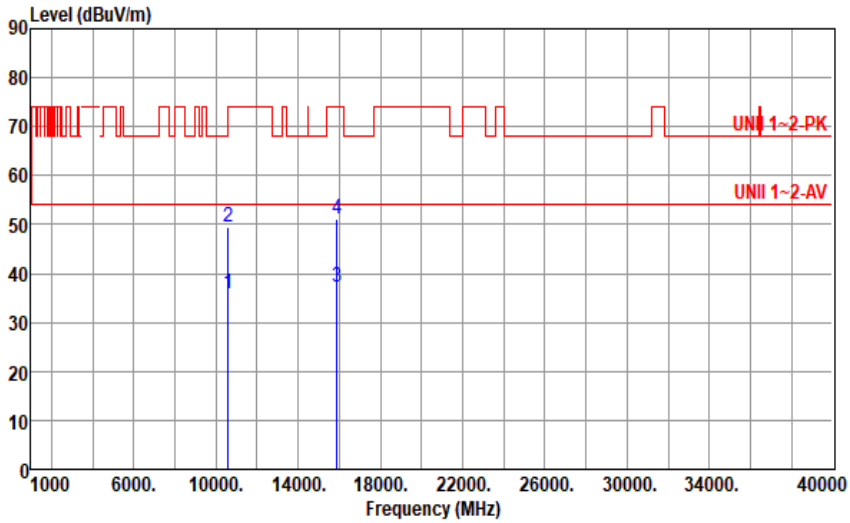

	Freq. MHz	Emission level dBuV/m	Limit dBuV/m	Margin dB	SA reading dBuV	Factor dB/m	Remark	ANT High cm	Turn Table deg
1	10600.00	35.71	54.00	-18.29	26.46	9.25	Average	207	299
2	10600.00	49.49	74.00	-24.51	40.24	9.25	Peak	207	299
3	15900.00	37.07	54.00	-16.93	30.67	6.40	Average	237	8
4	15900.00	51.15	74.00	-22.85	44.75	6.40	Peak	237	8

Note 1: Emission Level (dBuV/m) = SA Reading (dBuV) + Factor* (dB/m)
*Factor includes antenna factor , cable loss and amplifier gain
Note 2: Margin (dB) = Emission level (dBuV/m) – Limit (dBuV/m).

Modulation	11a	**Test Freq. (MHz)**	5320
Polarization	Horizontal		

Test By :Brad Wu_ Temperature(℃):22 Humidity(%):63

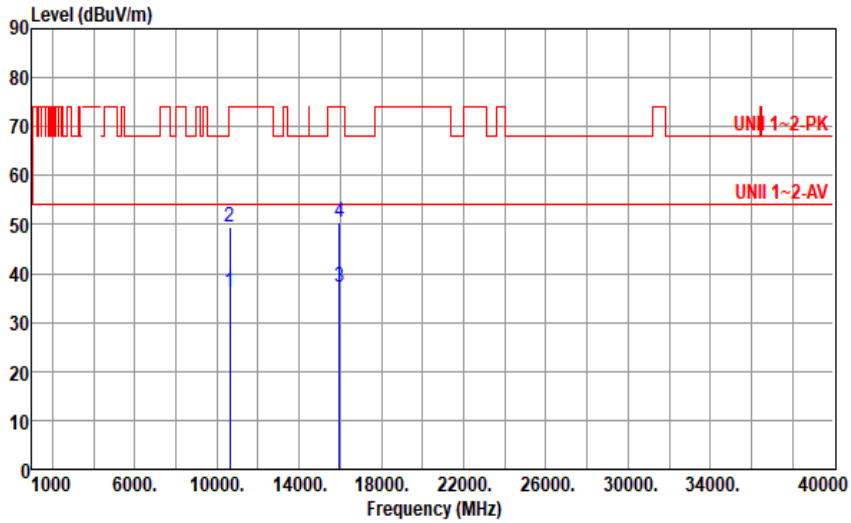

	Freq. MHz	Emission level dBuV/m	Limit dBuV/m	Margin dB	SA reading dBuV	Factor dB/m	Remark	ANT High cm	Turn Table deg
1	10640.00	36.11	54.00	-17.89	26.78	9.33	Average	303	302
2	10640.00	49.47	74.00	-24.53	40.14	9.33	Peak	303	302
3	15960.00	37.21	54.00	-16.79	30.96	6.25	Average	175	305
4	15960.00	50.50	74.00	-23.50	44.25	6.25	Peak	175	305

Note 1: Emission Level (dBuV/m) = SA Reading (dBuV) + Factor* (dB/m)
*Factor includes antenna factor , cable loss and amplifier gain
Note 2: Margin (dB) = Emission level (dBuV/m) – Limit (dBuV/m).

Modulation	11a	**Test Freq. (MHz)**	5320
Polarization	Vertical		

Test By :Brad Wu_ Temperature(℃):22 Humidity(%):63

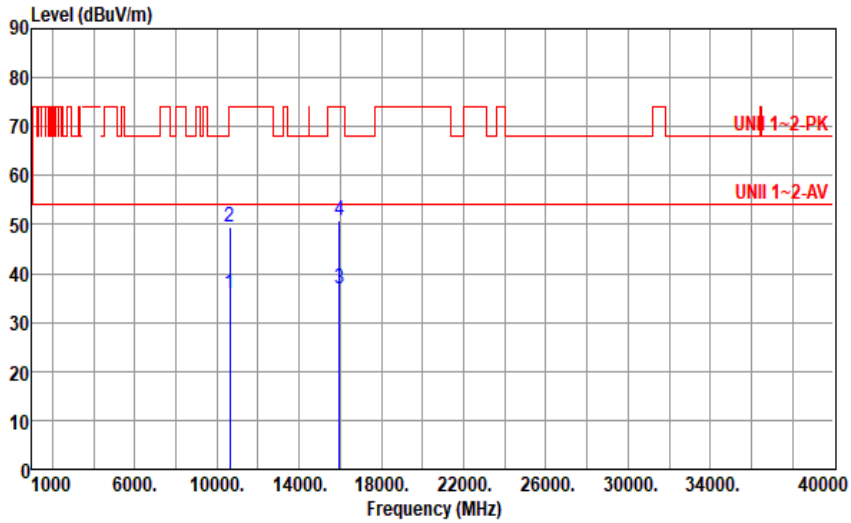

	Freq. MHz	Emission level dBuV/m	Limit dBuV/m	Margin dB	SA reading dBuV	Factor dB/m	Remark	ANT High cm	Turn Table deg
1	10640.00	35.94	54.00	-18.06	26.61	9.33	Average	186	292
2	10640.00	49.35	74.00	-24.65	40.02	9.33	Peak	186	292
3	15960.00	36.87	54.00	-17.13	30.62	6.25	Average	252	353
4	15960.00	50.86	74.00	-23.14	44.61	6.25	Peak	252	353

Note 1: Emission Level (dBuV/m) = SA Reading (dBuV) + Factor* (dB/m)
*Factor includes antenna factor , cable loss and amplifier gain
Note 2: Margin (dB) = Emission level (dBuV/m) – Limit (dBuV/m).

Modulation	11a	**Test Freq. (MHz)**	5500
Polarization	Horizontal		

Test By :Akun Chung_ Temperature(℃):23 Humidity(%):64

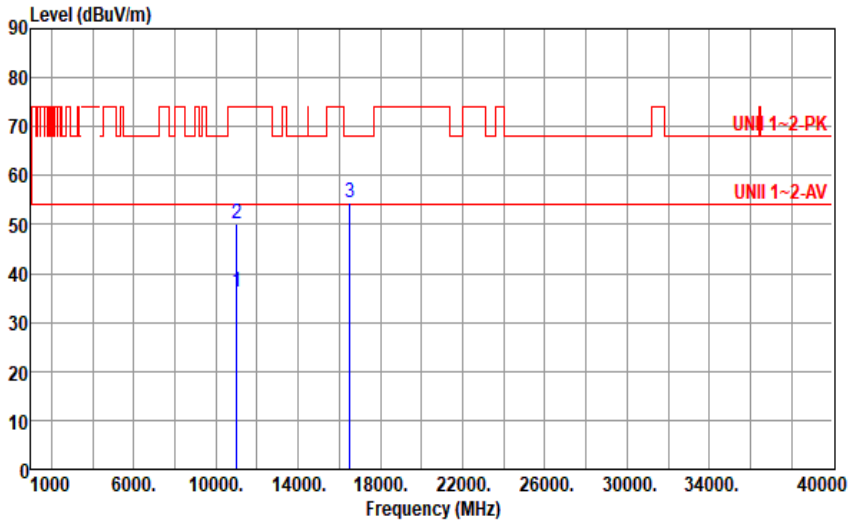

	Freq. MHz	Emission level dBuV/m	Limit dBuV/m	Margin dB	SA reading dBuV	Factor dB/m	Remark	ANT High cm	Turn Table deg
1	11000.00	36.34	54.00	-17.66	26.64	9.70	Average	210	15
2	11000.00	49.99	74.00	-24.01	40.29	9.70	Peak	210	15
3	16500.00	54.44	68.20	-13.76	47.10	7.34	Peak	312	308

Note 1: Emission Level (dBuV/m) = SA Reading (dBuV) + Factor* (dB/m)
*Factor includes antenna factor , cable loss and amplifier gain
Note 2: Margin (dB) = Emission level (dBuV/m) – Limit (dBuV/m).

Modulation	11a	**Test Freq. (MHz)**	5500
Polarization	Vertical		

Test By :Akun Chung_ Temperature(℃):23 Humidity(%):64

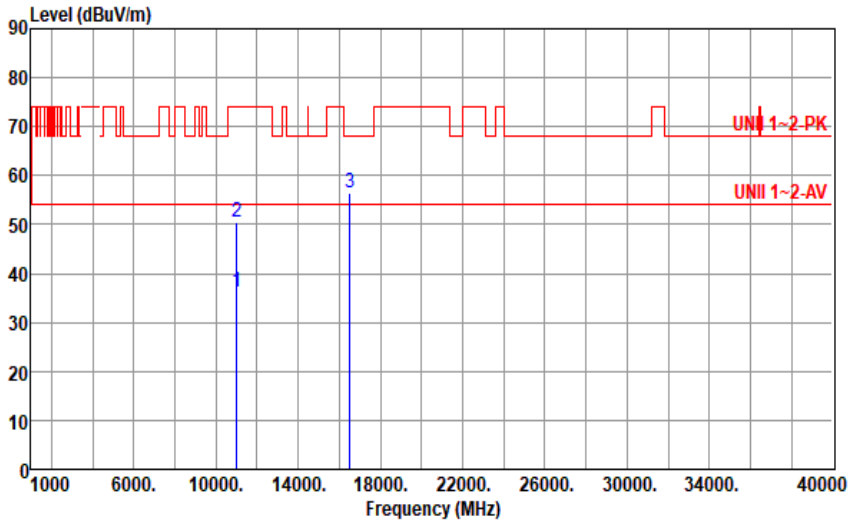

	Freq. MHz	Emission level dBuV/m	Limit dBuV/m	Margin dB	SA reading dBuV	Factor dB/m	Remark	ANT High cm	Turn Table deg
1	11000.00	36.25	54.00	-17.75	26.55	9.70	Average	209	357
2	11000.00	50.39	74.00	-23.61	40.69	9.70	Peak	209	357
3	16500.00	56.46	68.20	-11.74	49.12	7.34	Peak	236	60

Note 1: Emission Level (dBuV/m) = SA Reading (dBuV) + Factor* (dB/m)
*Factor includes antenna factor , cable loss and amplifier gain
Note 2: Margin (dB) = Emission level (dBuV/m) – Limit (dBuV/m).

Modulation	11a	**Test Freq. (MHz)**	5580
Polarization	Horizontal		

Test By :Akun Chung_ Temperature(℃):23 Humidity(%):64

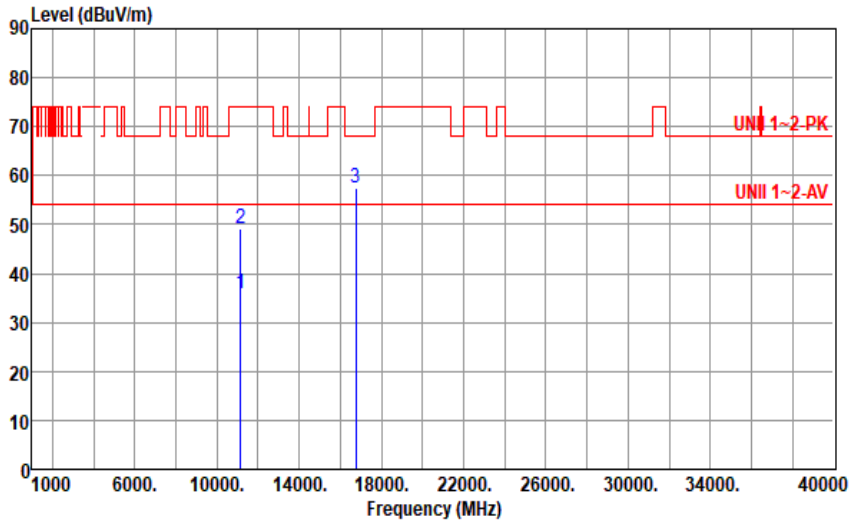

	Freq. MHz	Emission level dBuV/m	Limit dBuV/m	Margin dB	SA reading dBuV	Factor dB/m	Remark	ANT High cm	Turn Table deg
1	11160.00	35.86	54.00	-18.14	26.74	9.12	Average	282	148
2	11160.00	49.21	74.00	-24.79	40.09	9.12	Peak	282	148
3	16740.00	57.31	68.20	-10.89	49.72	7.59	Peak	199	53

Note 1: Emission Level (dBuV/m) = SA Reading (dBuV) + Factor* (dB/m)
*Factor includes antenna factor , cable loss and amplifier gain
Note 2: Margin (dB) = Emission level (dBuV/m) – Limit (dBuV/m).

Modulation	11a	**Test Freq. (MHz)**	5580
Polarization	Vertical		

Test By :Akun Chung_ Temperature(℃):23 Humidity(%):64

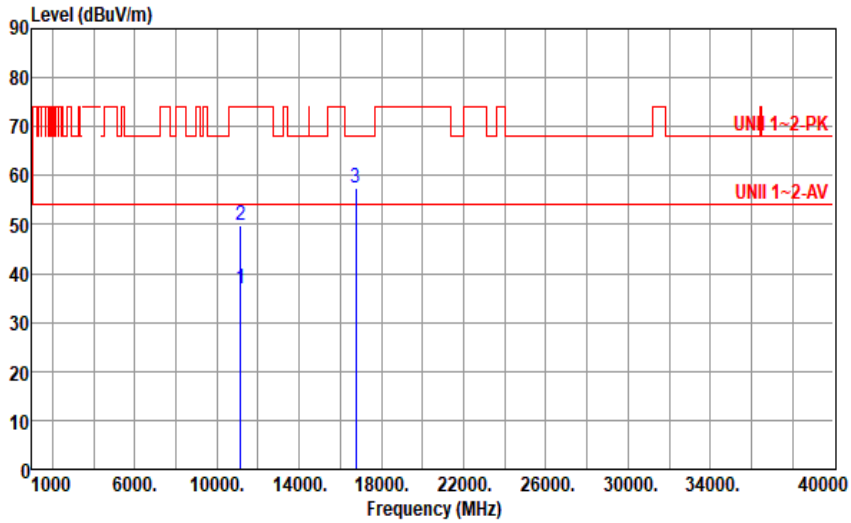

	Freq. MHz	Emission level dBuV/m	Limit dBuV/m	Margin dB	SA reading dBuV	Factor dB/m	Remark	ANT High cm	Turn Table deg
1	11160.00	36.83	54.00	-17.17	27.71	9.12	Average	228	354
2	11160.00	49.84	74.00	-24.16	40.72	9.12	Peak	228	354
3	16740.00	57.53	68.20	-10.67	49.94	7.59	Peak	226	69

Note 1: Emission Level (dBuV/m) = SA Reading (dBuV) + Factor* (dB/m)
*Factor includes antenna factor , cable loss and amplifier gain
Note 2: Margin (dB) = Emission level (dBuV/m) – Limit (dBuV/m).

Modulation	11a	**Test Freq. (MHz)**	5700
Polarization	Horizontal		

Test By :Akun Chung_ Temperature(℃):23 Humidity(%):64

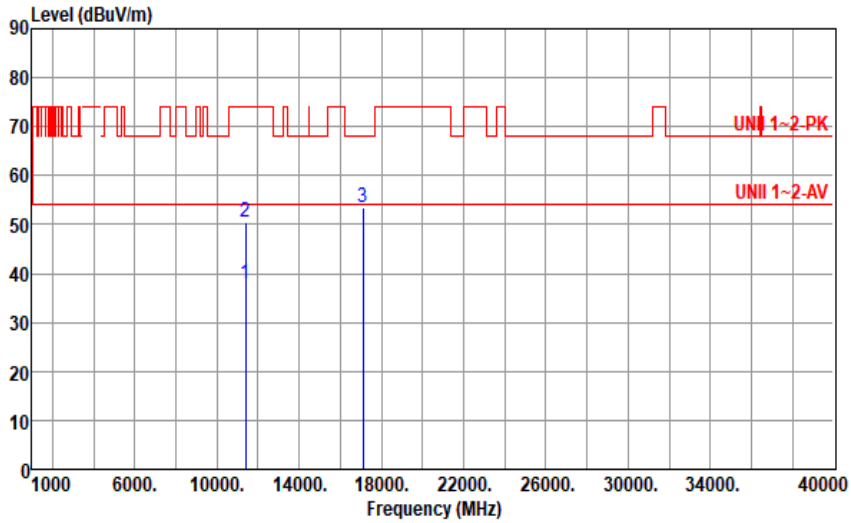

	Freq. MHz	Emission level dBuV/m	Limit dBuV/m	Margin dB	SA reading dBuV	Factor dB/m	Remark	ANT High cm	Turn Table deg
1	11400.00	37.70	54.00	-16.30	28.61	9.09	Average	309	4
2	11400.00	50.32	74.00	-23.68	41.23	9.09	Peak	309	4
3	17100.00	53.62	68.20	-14.58	46.47	7.15	Peak	189	131

Note 1: Emission Level (dBuV/m) = SA Reading (dBuV) + Factor* (dB/m)
*Factor includes antenna factor , cable loss and amplifier gain
Note 2: Margin (dB) = Emission level (dBuV/m) – Limit (dBuV/m).

Modulation	11a	**Test Freq. (MHz)**	5700
Polarization	Vertical		

Test By :Akun Chung_ Temperature(℃):23 Humidity(%):64

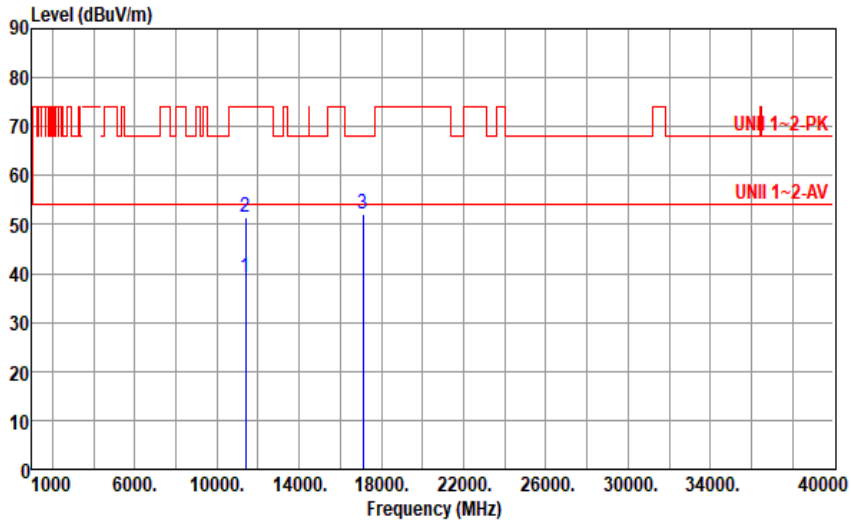

	Freq. MHz	Emission level dBuV/m	Limit dBuV/m	Margin dB	SA reading dBuV	Factor dB/m	Remark	ANT High cm	Turn Table deg
1	11400.00	39.30	54.00	-14.70	30.21	9.09	Average	302	357
2	11400.00	51.35	74.00	-22.65	42.26	9.09	Peak	302	357
3	17100.00	52.25	68.20	-15.95	45.10	7.15	Peak	297	358

Note 1: Emission Level (dBuV/m) = SA Reading (dBuV) + Factor* (dB/m)
*Factor includes antenna factor , cable loss and amplifier gain
Note 2: Margin (dB) = Emission level (dBuV/m) – Limit (dBuV/m).

Modulation	11a	**Test Freq. (MHz)**	5720
Polarization	Horizontal		

Test By :Akun Chung_ Temperature(℃):23 Humidity(%):64

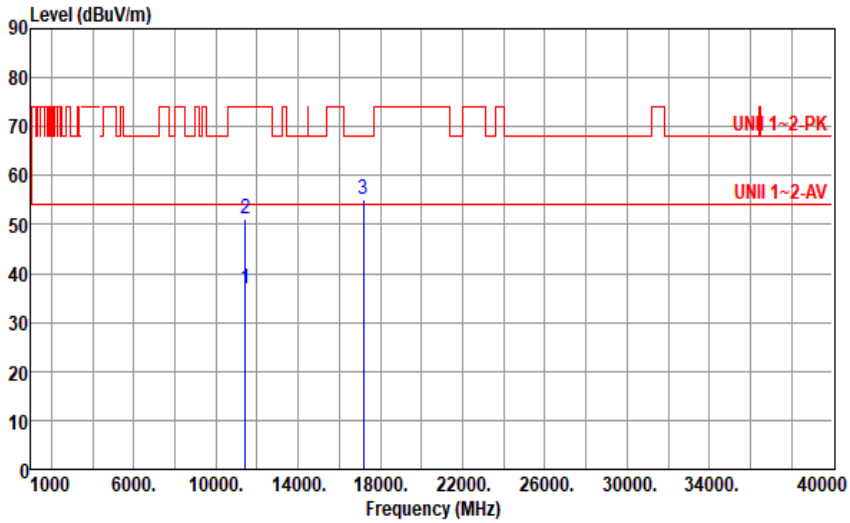

	Freq. MHz	Emission level dBuV/m	Limit dBuV/m	Margin dB	SA reading dBuV	Factor dB/m	Remark	ANT High cm	Turn Table deg
1	11440.00	36.94	54.00	-17.06	27.79	9.15	Average	318	4
2	11440.00	51.06	74.00	-22.94	41.91	9.15	Peak	318	4
3	17160.00	55.19	68.20	-13.01	48.18	7.01	Peak	182	128

Note 1: Emission Level (dBuV/m) = SA Reading (dBuV) + Factor* (dB/m)
*Factor includes antenna factor , cable loss and amplifier gain
Note 2: Margin (dB) = Emission level (dBuV/m) – Limit (dBuV/m).

Modulation	11a	**Test Freq. (MHz)**	5720
Polarization	Vertical		

Test By :Akun Chung_ Temperature(℃):23 Humidity(%):64

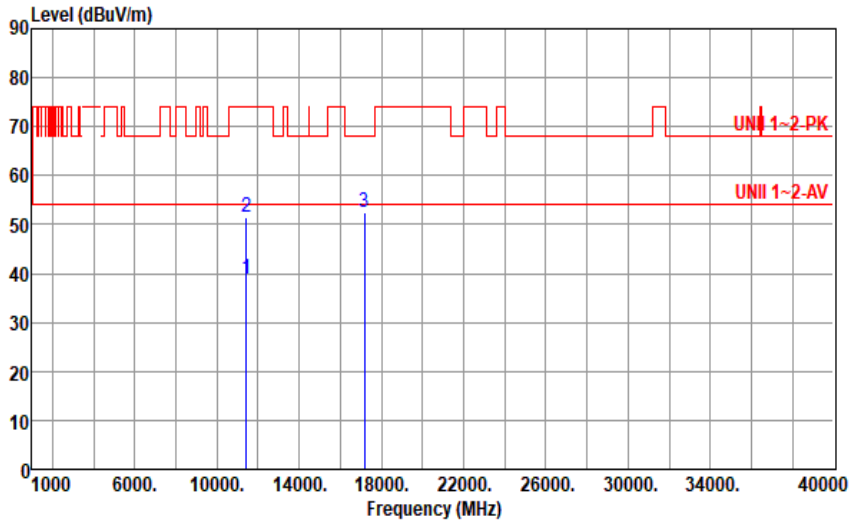

	Freq. MHz	Emission level dBuV/m	Limit dBuV/m	Margin dB	SA reading dBuV	Factor dB/m	Remark	ANT High cm	Turn Table deg
1	11440.00	38.83	54.00	-15.17	29.68	9.15	Average	240	352
2	11440.00	51.35	74.00	-22.65	42.20	9.15	Peak	240	352
3	17160.00	52.38	68.20	-15.82	45.37	7.01	Peak	307	72

Note 1: Emission Level (dBuV/m) = SA Reading (dBuV) + Factor* (dB/m)
*Factor includes antenna factor , cable loss and amplifier gain
Note 2: Margin (dB) = Emission level (dBuV/m) – Limit (dBuV/m).

Modulation	11a	**Test Freq. (MHz)**	5745
Polarization	Horizontal		

Test By :Akun Chung_ Temperature(℃):23 Humidity(%):62

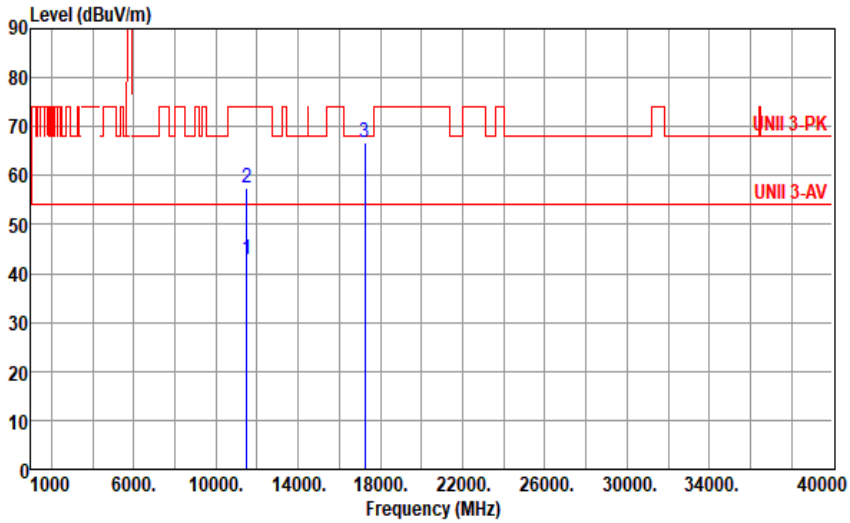

	Freq. MHz	Emission level dBuV/m	Limit dBuV/m	Margin dB	SA reading dBuV	Factor dB/m	Remark	ANT High cm	Turn Table deg
1	11490.00	42.99	54.00	-11.01	33.76	9.23	Average	117	159
2	11490.00	57.46	74.00	-16.54	48.23	9.23	Peak	117	159
3	17235.00	66.80	68.20	-1.40	59.52	7.28	Peak	139	131

Note 1: Emission Level (dBuV/m) = SA Reading (dBuV) + Factor* (dB/m)
*Factor includes antenna factor , cable loss and amplifier gain
Note 2: Margin (dB) = Emission level (dBuV/m) – Limit (dBuV/m).

Modulation	11a	**Test Freq. (MHz)**	5745
Polarization	Vertical		

Test By :Akun Chung_ Temperature(℃):23 Humidity(%):62

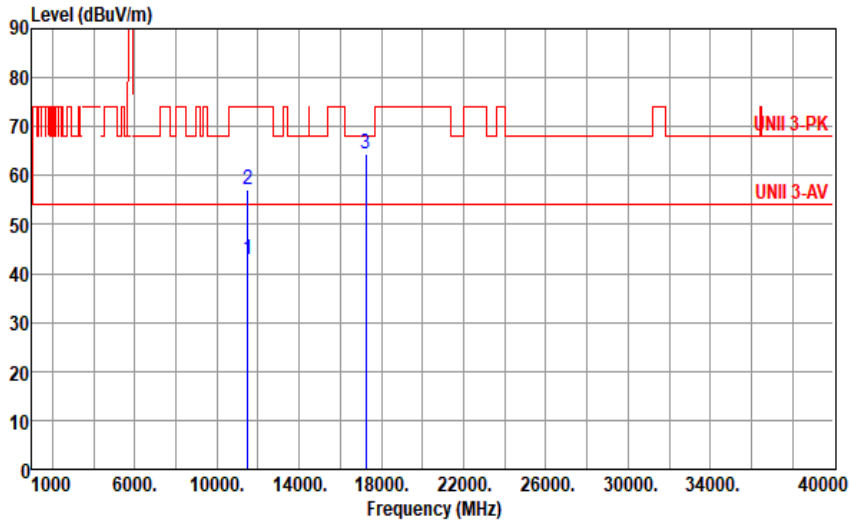

	Freq. MHz	Emission level dBuV/m	Limit dBuV/m	Margin dB	SA reading dBuV	Factor dB/m	Remark	ANT High cm	Turn Table deg
1	11490.00	42.95	54.00	-11.05	33.72	9.23	Average	182	3
2	11490.00	57.04	74.00	-16.96	47.81	9.23	Peak	182	3
3	17235.00	64.58	68.20	-3.62	57.30	7.28	Peak	240	80

Note 1: Emission Level (dBuV/m) = SA Reading (dBuV) + Factor* (dB/m)
*Factor includes antenna factor , cable loss and amplifier gain
Note 2: Margin (dB) = Emission level (dBuV/m) – Limit (dBuV/m).

Modulation	11a	**Test Freq. (MHz)**	5785
Polarization	Horizontal		

Test By :Brad Wu_ Temperature(℃):23 Humidity(%):62

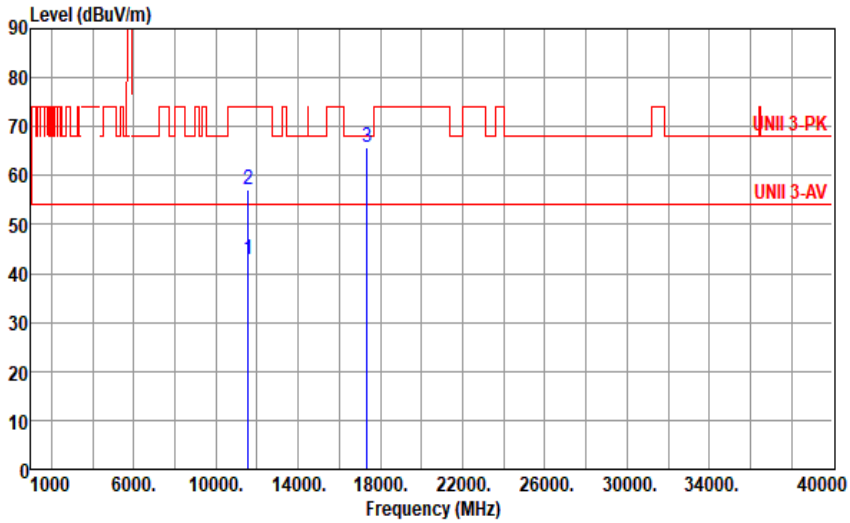

	Freq. MHz	Emission level dBuV/m	Limit dBuV/m	Margin dB	SA reading dBuV	Factor dB/m	Remark	ANT High cm	Turn Table deg
1	11570.00	42.81	54.00	-11.19	33.75	9.06	Average	134	162
2	11570.00	57.25	74.00	-16.75	48.19	9.06	Peak	134	162
3	17355.00	65.76	68.20	-2.44	58.08	7.68	Peak	128	127

Note 1: Emission Level (dBuV/m) = SA Reading (dBuV) + Factor* (dB/m)
*Factor includes antenna factor , cable loss and amplifier gain
Note 2: Margin (dB) = Emission level (dBuV/m) – Limit (dBuV/m).

Modulation	11a	**Test Freq. (MHz)**	5785
Polarization	Vertical		

Test By :Brad Wu_ Temperature(℃):23 Humidity(%):62

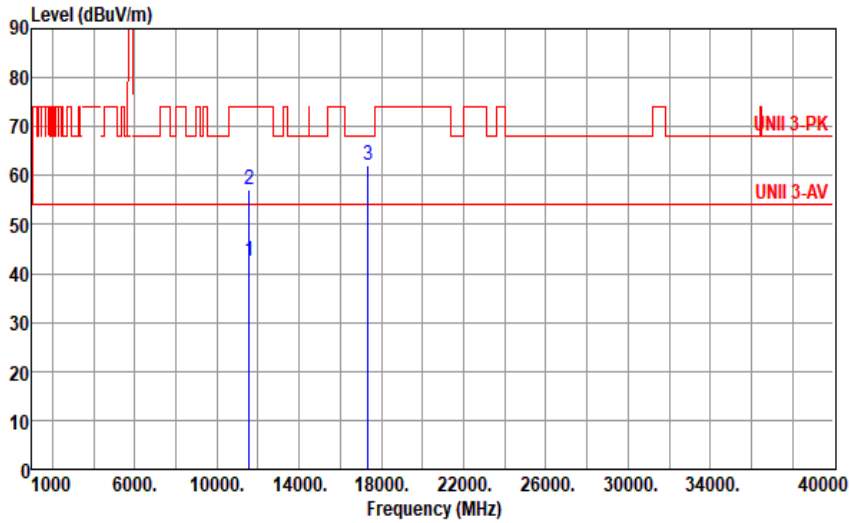

	Freq. MHz	Emission level dBuV/m	Limit dBuV/m	Margin dB	SA reading dBuV	Factor dB/m	Remark	ANT High cm	Turn Table deg
1	11570.00	42.67	54.00	-11.33	33.61	9.06	Average	297	358
2	11570.00	57.29	74.00	-16.71	48.23	9.06	Peak	297	358
3	17355.00	62.18	68.20	-6.02	54.50	7.68	Peak	311	271

Note 1: Emission Level (dBuV/m) = SA Reading (dBuV) + Factor* (dB/m)
*Factor includes antenna factor , cable loss and amplifier gain
Note 2: Margin (dB) = Emission level (dBuV/m) – Limit (dBuV/m).

Modulation	11a	**Test Freq. (MHz)**	5825
Polarization	Horizontal		

Test By :Akun Chung_ Temperature(℃):23 Humidity(%):62

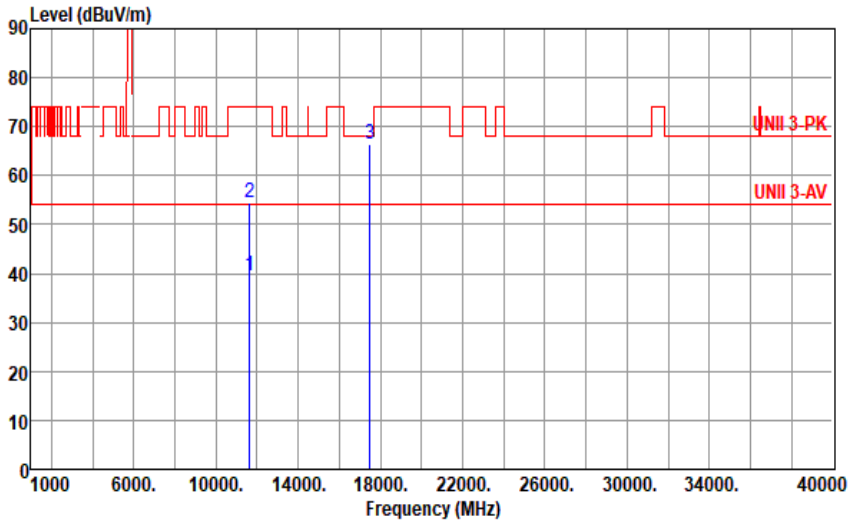

	Freq. MHz	Emission level dBuV/m	Limit dBuV/m	Margin dB	SA reading dBuV	Factor dB/m	Remark	ANT High cm	Turn Table deg
1	11650.00	39.62	54.00	-14.38	30.96	8.66	Average	128	159
2	11650.00	54.47	74.00	-19.53	45.81	8.66	Peak	128	159
3	17475.00	66.40	68.20	-1.80	58.20	8.20	Peak	137	130

Note 1: Emission Level (dBuV/m) = SA Reading (dBuV) + Factor* (dB/m)
*Factor includes antenna factor , cable loss and amplifier gain
Note 2: Margin (dB) = Emission level (dBuV/m) – Limit (dBuV/m).

Modulation	11a	**Test Freq. (MHz)**	5825
Polarization	Vertical		

Test By :Akun Chung_ Temperature(℃):23 Humidity(%):62

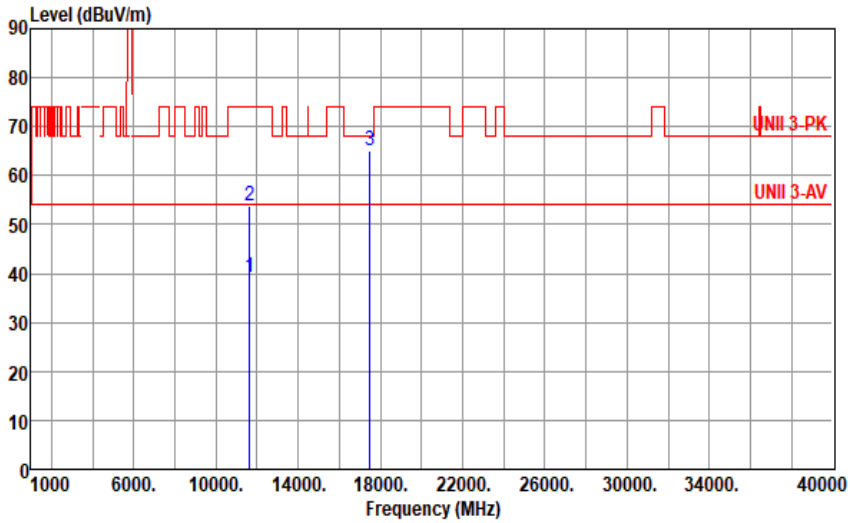

	Freq. MHz	Emission level dBuV/m	Limit dBuV/m	Margin dB	SA reading dBuV	Factor dB/m	Remark	ANT High cm	Turn Table deg
1	11650.00	39.31	54.00	-14.69	30.65	8.66	Average	238	31
2	11650.00	53.83	74.00	-20.17	45.17	8.66	Peak	238	31
3	17475.00	65.07	68.20	-3.13	56.87	8.20	Peak	302	98

Note 1: Emission Level (dBuV/m) = SA Reading (dBuV) + Factor* (dB/m)
*Factor includes antenna factor , cable loss and amplifier gain
Note 2: Margin (dB) = Emission level (dBuV/m) – Limit (dBuV/m).

Modulation	be EHT20	**Test Freq. (MHz)**	5180
Polarization	Horizontal		

Test By :Brad Wu_ Temperature(℃):22 Humidity(%):63

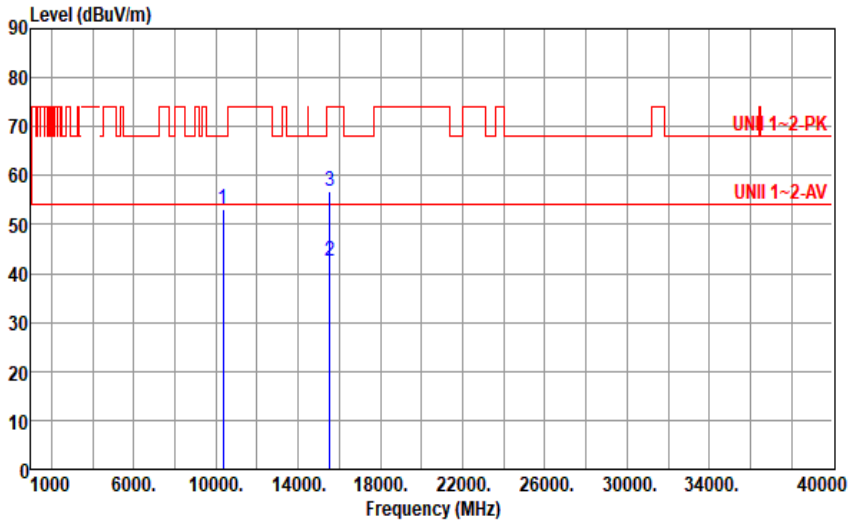

	Freq. MHz	Emission level dBuV/m	Limit dBuV/m	Margin dB	SA reading dBuV	Factor dB/m	Remark	ANT High cm	Turn Table deg
1	10360.00	53.14	68.20	-15.06	44.30	8.84	Peak	256	348
2	15540.00	42.56	54.00	-11.44	36.24	6.32	Average	337	59
3	15540.00	56.68	74.00	-17.32	50.36	6.32	Peak	337	59

Note 1: Emission Level (dBuV/m) = SA Reading (dBuV) + Factor* (dB/m)
*Factor includes antenna factor , cable loss and amplifier gain
Note 2: Margin (dB) = Emission level (dBuV/m) – Limit (dBuV/m).

Modulation	be EHT20	**Test Freq. (MHz)**	5180
Polarization	Vertical		

Test By :Brad Wu_ Temperature(℃):22 Humidity(%):63

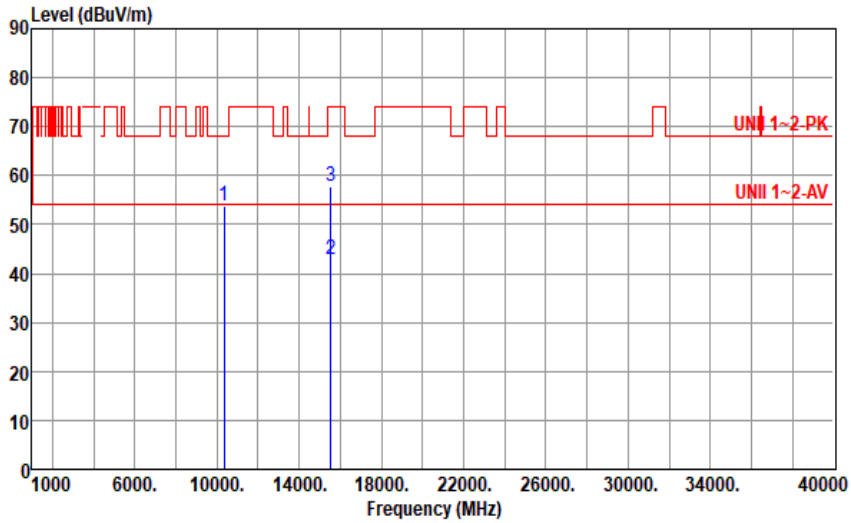

	Freq. MHz	Emission level dBuV/m	Limit dBuV/m	Margin dB	SA reading dBuV	Factor dB/m	Remark	ANT High cm	Turn Table deg
1	10360.00	53.77	68.20	-14.43	44.93	8.84	Peak	175	312
2	15540.00	43.00	54.00	-11.00	36.68	6.32	Average	309	332
3	15540.00	57.66	74.00	-16.34	51.34	6.32	Peak	309	332

Note 1: Emission Level (dBuV/m) = SA Reading (dBuV) + Factor* (dB/m)
*Factor includes antenna factor , cable loss and amplifier gain
Note 2: Margin (dB) = Emission level (dBuV/m) – Limit (dBuV/m).

Modulation	be EHT20	**Test Freq. (MHz)**	5200
Polarization	Horizontal		

Test By :Brad Wu_ Temperature(℃):23 Humidity(%):62

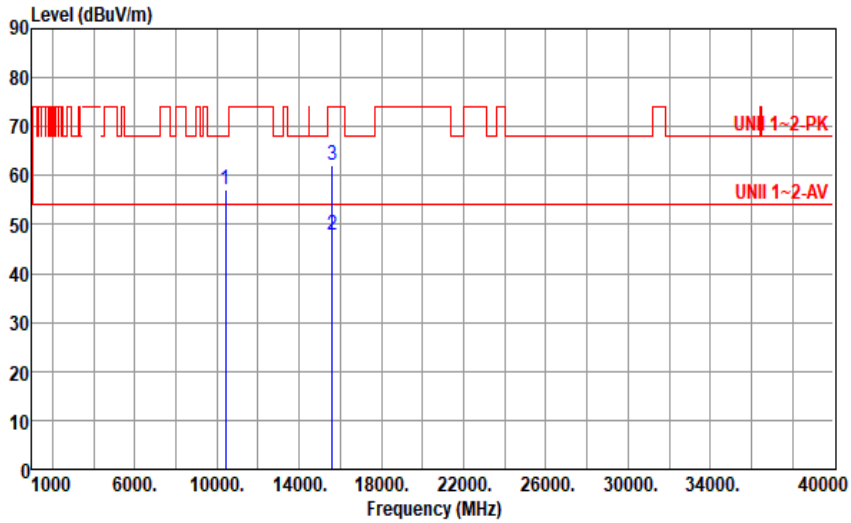

	Freq. MHz	Emission level dBuV/m	Limit dBuV/m	Margin dB	SA reading dBuV	Factor dB/m	Remark	ANT High cm	Turn Table deg
1	10400.00	57.15	68.20	-11.05	48.23	8.92	Peak	310	302
2	15600.00	47.93	54.00	-6.07	41.60	6.33	Average	230	323
3	15600.00	62.03	74.00	-11.97	55.70	6.33	Peak	230	323

Note 1: Emission Level (dBuV/m) = SA Reading (dBuV) + Factor* (dB/m)
*Factor includes antenna factor , cable loss and amplifier gain
Note 2: Margin (dB) = Emission level (dBuV/m) – Limit (dBuV/m).

Modulation	be EHT20	**Test Freq. (MHz)**	5200
Polarization	Vertical		

Test By :Brad Wu_ Temperature(℃):23 Humidity(%):62

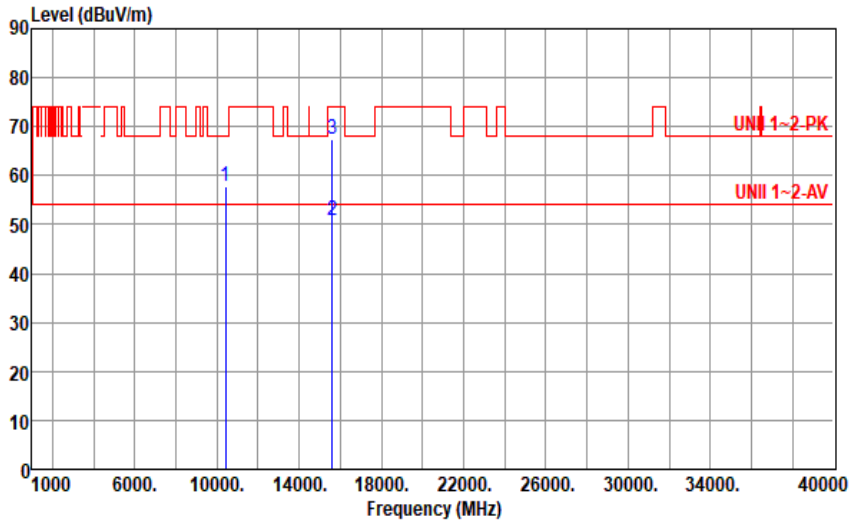

	Freq. MHz	Emission level dBuV/m	Limit dBuV/m	Margin dB	SA reading dBuV	Factor dB/m	Remark	ANT High cm	Turn Table deg
1	10400.00	57.95	68.20	-10.25	49.03	8.92	Peak	183	299
2	15600.00	50.77	54.00	-3.23	44.44	6.33	Average	251	337
3	15600.00	67.34	74.00	-6.66	61.01	6.33	Peak	251	337

Note 1: Emission Level (dBuV/m) = SA Reading (dBuV) + Factor* (dB/m)
*Factor includes antenna factor , cable loss and amplifier gain
Note 2: Margin (dB) = Emission level (dBuV/m) – Limit (dBuV/m).

Modulation	be EHT20	**Test Freq. (MHz)**	5240
Polarization	Horizontal		

Test By :Brad Wu_ Temperature(℃):22 Humidity(%):63

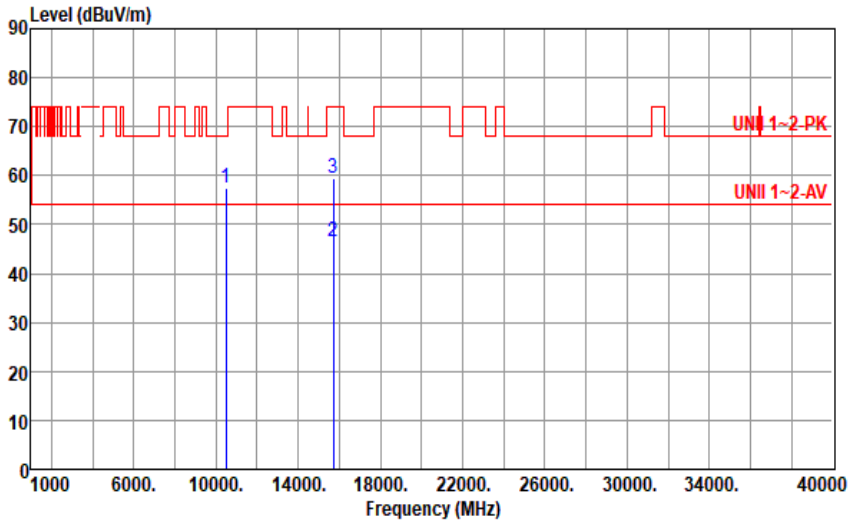

	Freq. MHz	Emission level dBuV/m	Limit dBuV/m	Margin dB	SA reading dBuV	Factor dB/m	Remark	ANT High cm	Turn Table deg
1	10480.00	57.55	68.20	-10.65	48.36	9.19	Peak	312	330
2	15720.00	46.41	54.00	-7.59	40.14	6.27	Average	189	312
3	15720.00	59.59	74.00	-14.41	53.32	6.27	Peak	189	312

Note 1: Emission Level (dBuV/m) = SA Reading (dBuV) + Factor* (dB/m)
*Factor includes antenna factor , cable loss and amplifier gain
Note 2: Margin (dB) = Emission level (dBuV/m) – Limit (dBuV/m).

Modulation	be EHT20	**Test Freq. (MHz)**	5240
Polarization	Vertical		

Test By :Brad Wu_ Temperature(℃):22 Humidity(%):63

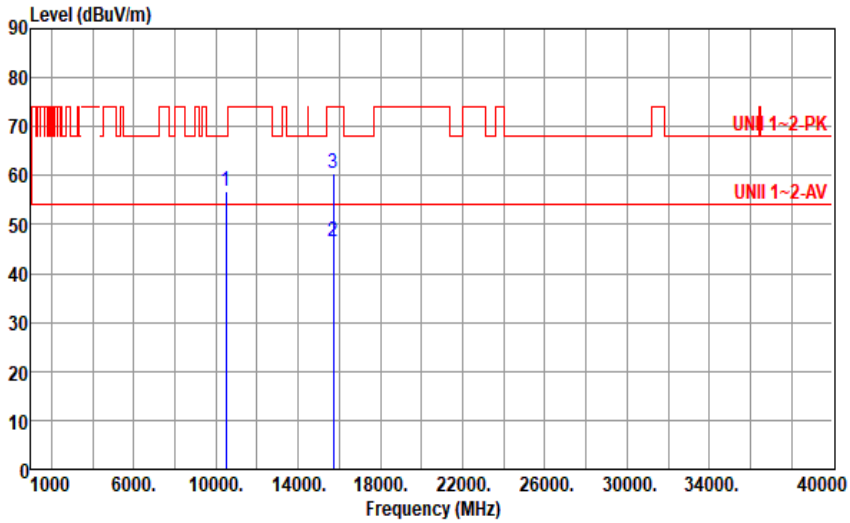

	Freq. MHz	Emission level dBuV/m	Limit dBuV/m	Margin dB	SA reading dBuV	Factor dB/m	Remark	ANT High cm	Turn Table deg
1	10480.00	56.82	68.20	-11.38	47.63	9.19	Peak	271	330
2	15720.00	46.63	54.00	-7.37	40.36	6.27	Average	235	9
3	15720.00	60.41	74.00	-13.59	54.14	6.27	Peak	235	9

Note 1: Emission Level (dBuV/m) = SA Reading (dBuV) + Factor* (dB/m)
*Factor includes antenna factor , cable loss and amplifier gain
Note 2: Margin (dB) = Emission level (dBuV/m) – Limit (dBuV/m).

Modulation	be EHT20	**Test Freq. (MHz)**	5260
Polarization	Horizontal		

Test By :Brad Wu_ Temperature(℃):22 Humidity(%):63

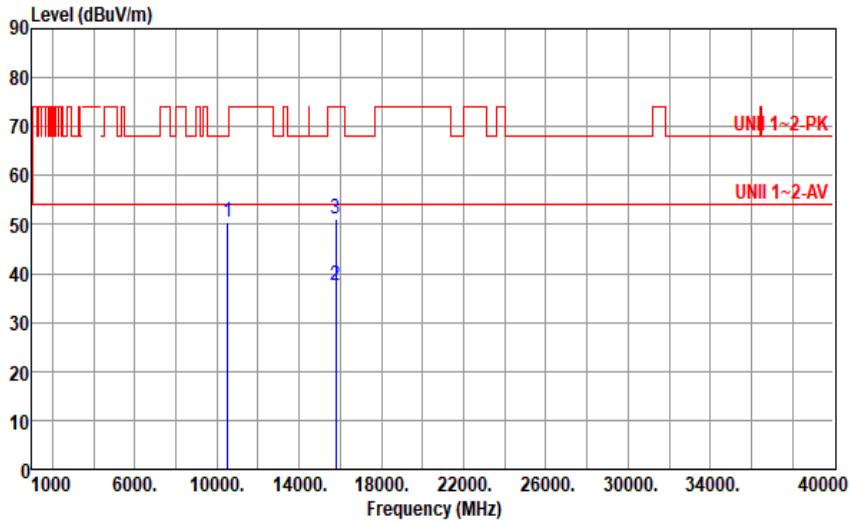

	Freq. MHz	Emission level dBuV/m	Limit dBuV/m	Margin dB	SA reading dBuV	Factor dB/m	Remark	ANT High cm	Turn Table deg
1	10520.00	50.62	68.20	-17.58	41.43	9.19	Peak	326	295
2	15780.00	37.54	54.00	-16.46	31.46	6.08	Average	318	64
3	15780.00	51.15	74.00	-22.85	45.07	6.08	Peak	318	64

Note 1: Emission Level (dBuV/m) = SA Reading (dBuV) + Factor* (dB/m)
*Factor includes antenna factor , cable loss and amplifier gain
Note 2: Margin (dB) = Emission level (dBuV/m) – Limit (dBuV/m).

Modulation	be EHT20	**Test Freq. (MHz)**	5260
Polarization	Vertical		

Test By :Brad Wu_ Temperature(℃):22 Humidity(%):63

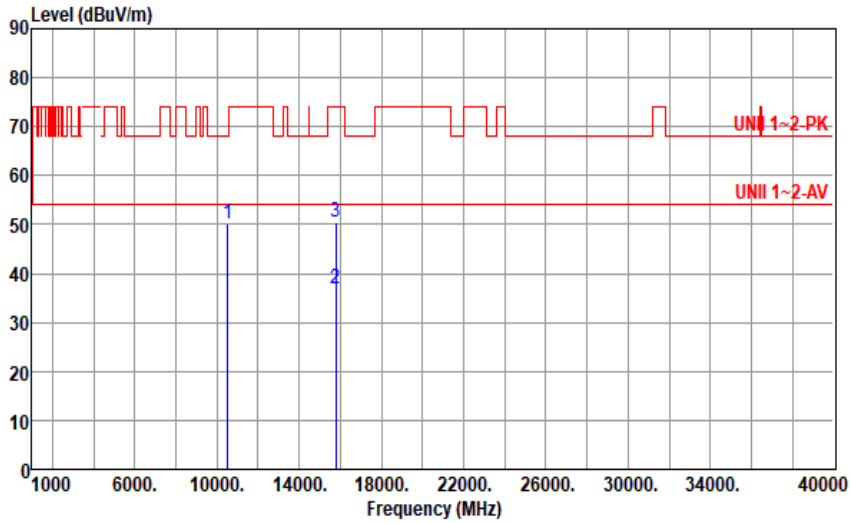

	Freq. MHz	Emission level dBuV/m	Limit dBuV/m	Margin dB	SA reading dBuV	Factor dB/m	Remark	ANT High cm	Turn Table deg
1	10520.00	50.29	68.20	-17.91	41.10	9.19	Peak	158	49
2	15780.00	36.89	54.00	-17.11	30.81	6.08	Average	178	26
3	15780.00	50.62	74.00	-23.38	44.54	6.08	Peak	178	26

Note 1: Emission Level (dBuV/m) = SA Reading (dBuV) + Factor* (dB/m)
*Factor includes antenna factor , cable loss and amplifier gain
Note 2: Margin (dB) = Emission level (dBuV/m) – Limit (dBuV/m).

Modulation	be EHT20	**Test Freq. (MHz)**	5300
Polarization	Horizontal		

Test By :Brad Wu_ Temperature(℃):22 Humidity(%):63

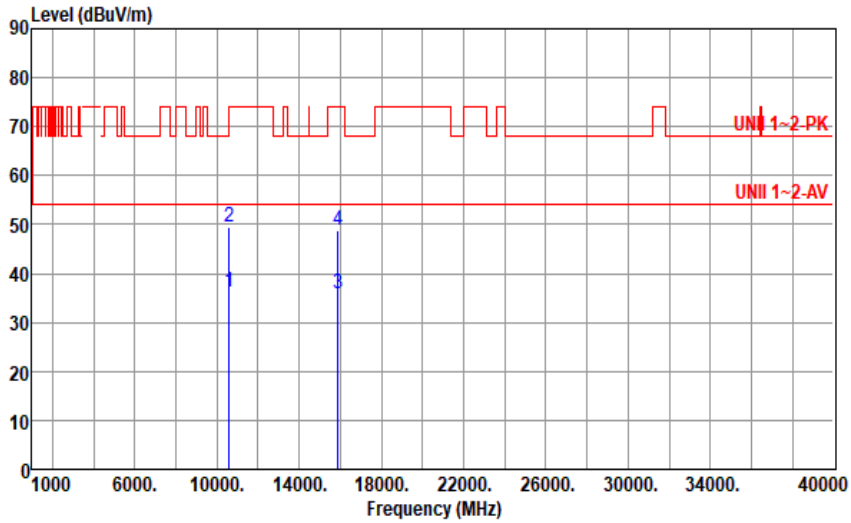

	Freq. MHz	Emission level dBuV/m	Limit dBuV/m	Margin dB	SA reading dBuV	Factor dB/m	Remark	ANT High cm	Turn Table deg
1	10600.00	36.33	54.00	-17.67	27.08	9.25	Average	168	302
2	10600.00	49.37	74.00	-24.63	40.12	9.25	Peak	168	302
3	15900.00	35.91	54.00	-18.09	29.51	6.40	Average	175	287
4	15900.00	48.95	74.00	-25.05	42.55	6.40	Peak	175	287

Note 1: Emission Level (dBuV/m) = SA Reading (dBuV) + Factor* (dB/m)
*Factor includes antenna factor , cable loss and amplifier gain
Note 2: Margin (dB) = Emission level (dBuV/m) – Limit (dBuV/m).

Modulation	be EHT20	**Test Freq. (MHz)**	5300
Polarization	Vertical		

Test By :Brad Wu_ Temperature(℃):22 Humidity(%):63

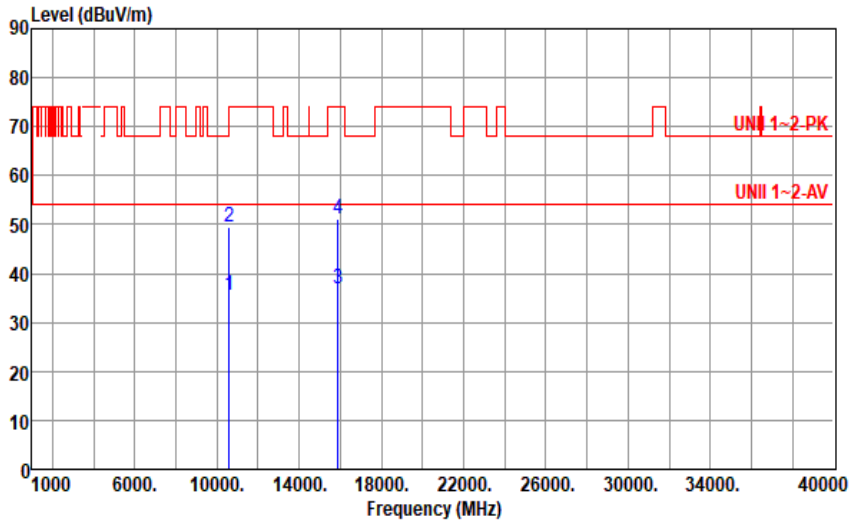

	Freq. MHz	Emission level dBuV/m	Limit dBuV/m	Margin dB	SA reading dBuV	Factor dB/m	Remark	ANT High cm	Turn Table deg
1	10600.00	35.61	54.00	-18.39	26.36	9.25	Average	199	282
2	10600.00	49.42	74.00	-24.58	40.17	9.25	Peak	199	282
3	15900.00	36.98	54.00	-17.02	30.58	6.40	Average	224	16
4	15900.00	51.09	74.00	-22.91	44.69	6.40	Peak	224	16

Note 1: Emission Level (dBuV/m) = SA Reading (dBuV) + Factor* (dB/m)
*Factor includes antenna factor , cable loss and amplifier gain
Note 2: Margin (dB) = Emission level (dBuV/m) – Limit (dBuV/m).

Modulation	be EHT20	**Test Freq. (MHz)**	5320
Polarization	Horizontal		

Test By :Brad Wu_ Temperature(℃):22 Humidity(%):63

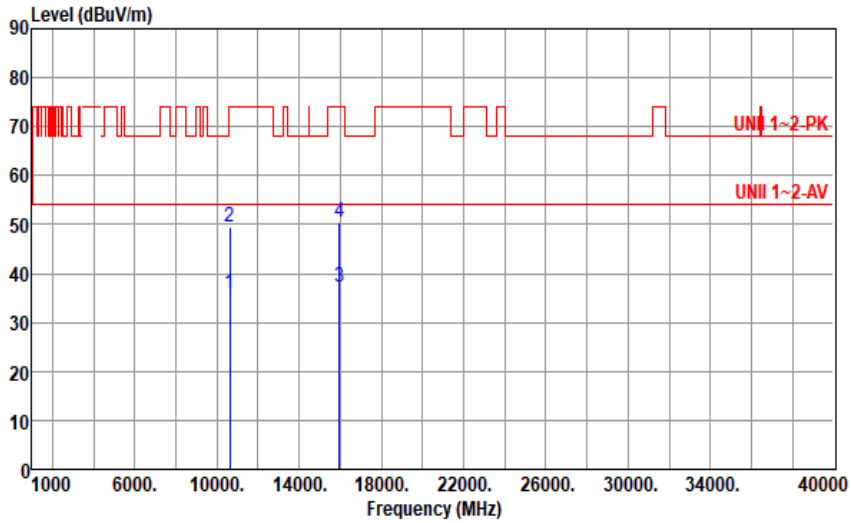

	Freq. MHz	Emission level dBuV/m	Limit dBuV/m	Margin dB	SA reading dBuV	Factor dB/m	Remark	ANT High cm	Turn Table deg
1	10640.00	36.01	54.00	-17.99	26.68	9.33	Average	295	298
2	10640.00	49.39	74.00	-24.61	40.06	9.33	Peak	295	298
3	15960.00	37.09	54.00	-16.91	30.84	6.25	Average	189	316
4	15960.00	50.37	74.00	-23.63	44.12	6.25	Peak	189	316

Note 1: Emission Level (dBuV/m) = SA Reading (dBuV) + Factor* (dB/m)
*Factor includes antenna factor , cable loss and amplifier gain
Note 2: Margin (dB) = Emission level (dBuV/m) – Limit (dBuV/m).

Modulation	be EHT20	**Test Freq. (MHz)**	5320
Polarization	Vertical		

Test By :Brad Wu_ Temperature(℃):22 Humidity(%):63

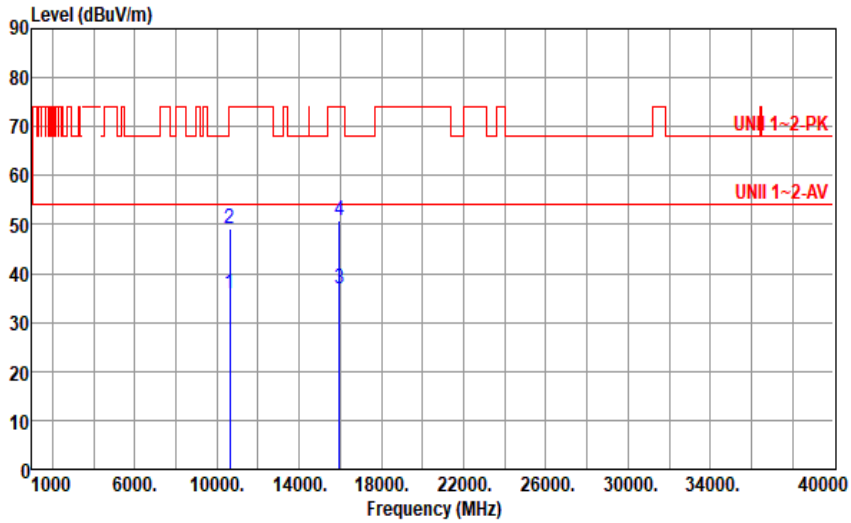

	Freq. MHz	Emission level dBuV/m	Limit dBuV/m	Margin dB	SA reading dBuV	Factor dB/m	Remark	ANT High cm	Turn Table deg
1	10640.00	35.83	54.00	-18.17	26.50	9.33	Average	198	301
2	10640.00	49.24	74.00	-24.76	39.91	9.33	Peak	198	301
3	15960.00	36.72	54.00	-17.28	30.47	6.25	Average	247	2
4	15960.00	50.72	74.00	-23.28	44.47	6.25	Peak	247	2

Note 1: Emission Level (dBuV/m) = SA Reading (dBuV) + Factor* (dB/m)
*Factor includes antenna factor , cable loss and amplifier gain
Note 2: Margin (dB) = Emission level (dBuV/m) – Limit (dBuV/m).

Modulation	be EHT20	**Test Freq. (MHz)**	5500
Polarization	Horizontal		

Test By :Akun Chung_ Temperature(℃):23 Humidity(%):64

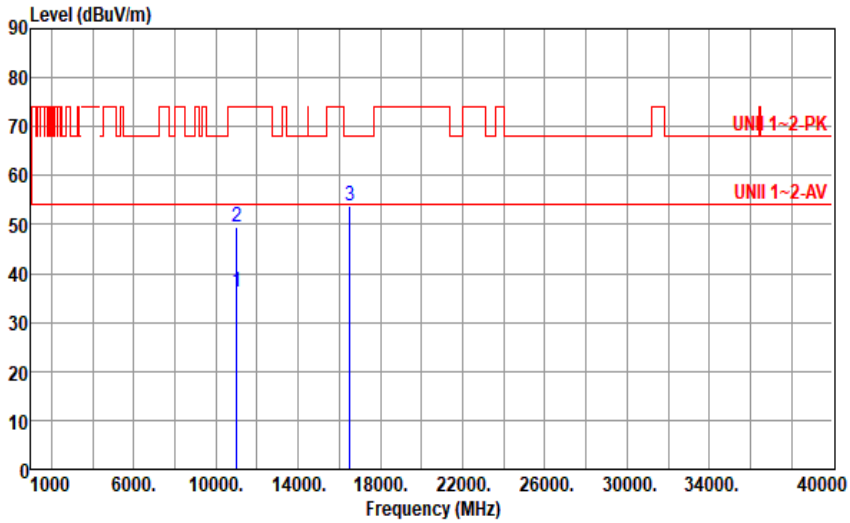

	Freq. MHz	Emission level dBuV/m	Limit dBuV/m	Margin dB	SA reading dBuV	Factor dB/m	Remark	ANT High cm	Turn Table deg
1	11000.00	36.10	54.00	-17.90	26.40	9.70	Average	231	36
2	11000.00	49.62	74.00	-24.38	39.92	9.70	Peak	231	36
3	16500.00	53.82	68.20	-14.38	46.48	7.34	Peak	328	334

Note 1: Emission Level (dBuV/m) = SA Reading (dBuV) + Factor* (dB/m)
*Factor includes antenna factor , cable loss and amplifier gain
Note 2: Margin (dB) = Emission level (dBuV/m) – Limit (dBuV/m).

Modulation	be EHT20	**Test Freq. (MHz)**	5500
Polarization	Vertical		

Test By :Akun Chung_ Temperature(℃):23 Humidity(%):64

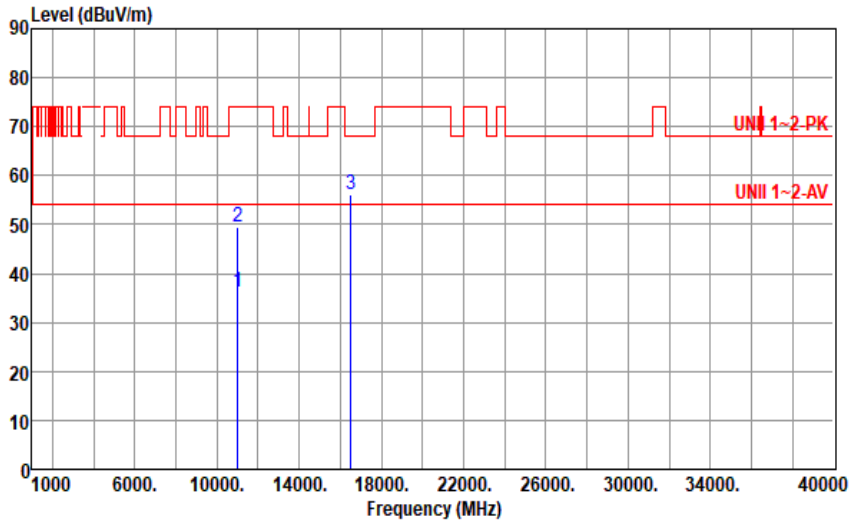

	Freq. MHz	Emission level dBuV/m	Limit dBuV/m	Margin dB	SA reading dBuV	Factor dB/m	Remark	ANT High cm	Turn Table deg
1	11000.00	36.07	54.00	-17.93	26.37	9.70	Average	212	13
2	11000.00	49.61	74.00	-24.39	39.91	9.70	Peak	212	13
3	16500.00	56.03	68.20	-12.17	48.69	7.34	Peak	259	72

Note 1: Emission Level (dBuV/m) = SA Reading (dBuV) + Factor* (dB/m)
*Factor includes antenna factor , cable loss and amplifier gain
Note 2: Margin (dB) = Emission level (dBuV/m) – Limit (dBuV/m).

Modulation	be EHT20	**Test Freq. (MHz)**	5580
Polarization	Horizontal		

Test By :Akun Chung_ Temperature(℃):23 Humidity(%):64

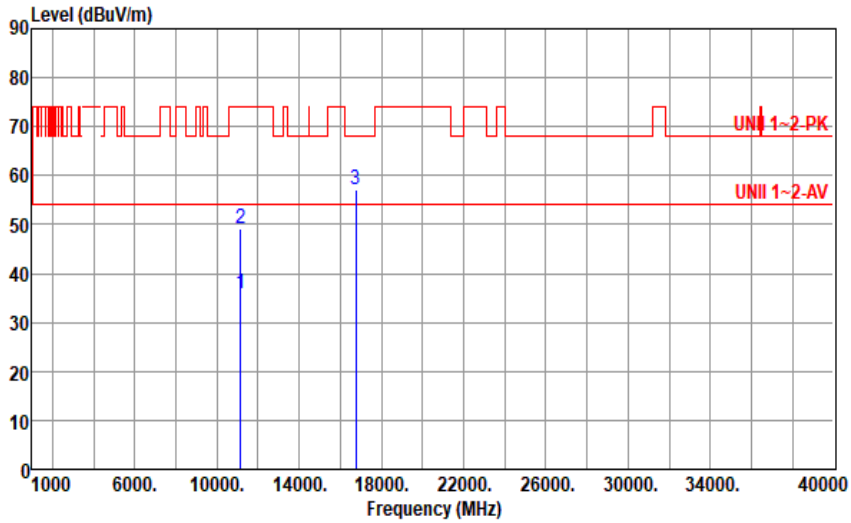

	Freq. MHz	Emission level dBuV/m	Limit dBuV/m	Margin dB	SA reading dBuV	Factor dB/m	Remark	ANT High cm	Turn Table deg
1	11160.00	35.76	54.00	-18.24	26.64	9.12	Average	291	155
2	11160.00	49.18	74.00	-24.82	40.06	9.12	Peak	291	155
3	16740.00	57.20	68.20	-11.00	49.61	7.59	Peak	216	67

Note 1: Emission Level (dBuV/m) = SA Reading (dBuV) + Factor* (dB/m)
*Factor includes antenna factor , cable loss and amplifier gain
Note 2: Margin (dB) = Emission level (dBuV/m) – Limit (dBuV/m).

Modulation	be EHT20	**Test Freq. (MHz)**	5580
Polarization	Vertical		

Test By :Akun Chung_ Temperature(℃):23 Humidity(%):64

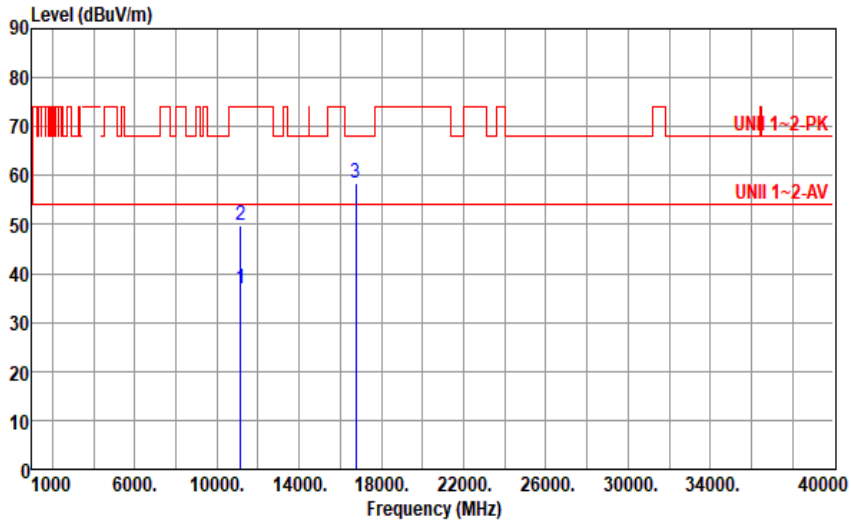

	Freq. MHz	Emission level dBuV/m	Limit dBuV/m	Margin dB	SA reading dBuV	Factor dB/m	Remark	ANT High cm	Turn Table deg
1	11160.00	36.77	54.00	-17.23	27.65	9.12	Average	233	348
2	11160.00	49.70	74.00	-24.30	40.58	9.12	Peak	233	348
3	16740.00	58.41	68.20	-9.79	50.82	7.59	Peak	243	77

Note 1: Emission Level (dBuV/m) = SA Reading (dBuV) + Factor* (dB/m)
*Factor includes antenna factor , cable loss and amplifier gain
Note 2: Margin (dB) = Emission level (dBuV/m) – Limit (dBuV/m).

Modulation	be EHT20	**Test Freq. (MHz)**	5700
Polarization	Horizontal		

Test By :Akun Chung_ Temperature(℃):23 Humidity(%):64

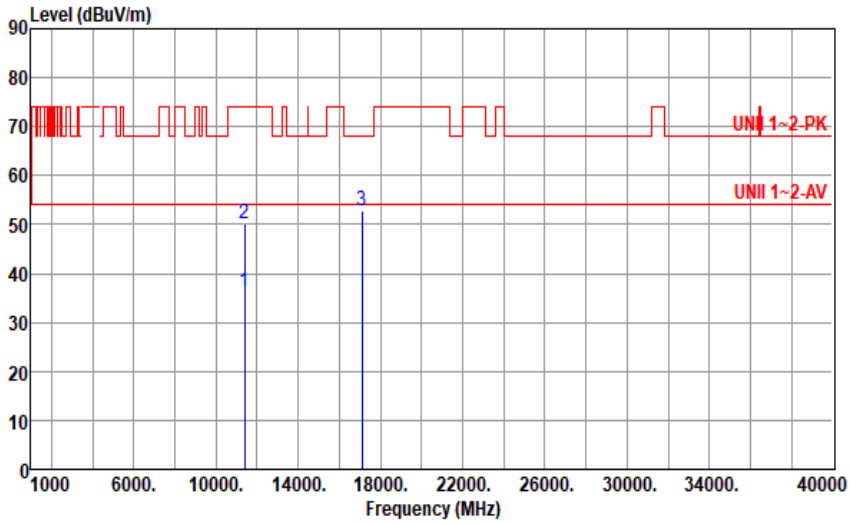

	Freq. MHz	Emission level dBuV/m	Limit dBuV/m	Margin dB	SA reading dBuV	Factor dB/m	Remark	ANT High cm	Turn Table deg
1	11400.00	36.23	54.00	-17.77	27.14	9.09	Average	278	24
2	11400.00	50.02	74.00	-23.98	40.93	9.09	Peak	278	24
3	17100.00	52.80	68.20	-15.40	45.65	7.15	Peak	179	154

Note 1: Emission Level (dBuV/m) = SA Reading (dBuV) + Factor* (dB/m)
*Factor includes antenna factor , cable loss and amplifier gain
Note 2: Margin (dB) = Emission level (dBuV/m) – Limit (dBuV/m).

Modulation	be EHT20	**Test Freq. (MHz)**	5700
Polarization	Vertical		

Test By :Akun Chung_ Temperature(℃):23 Humidity(%):64

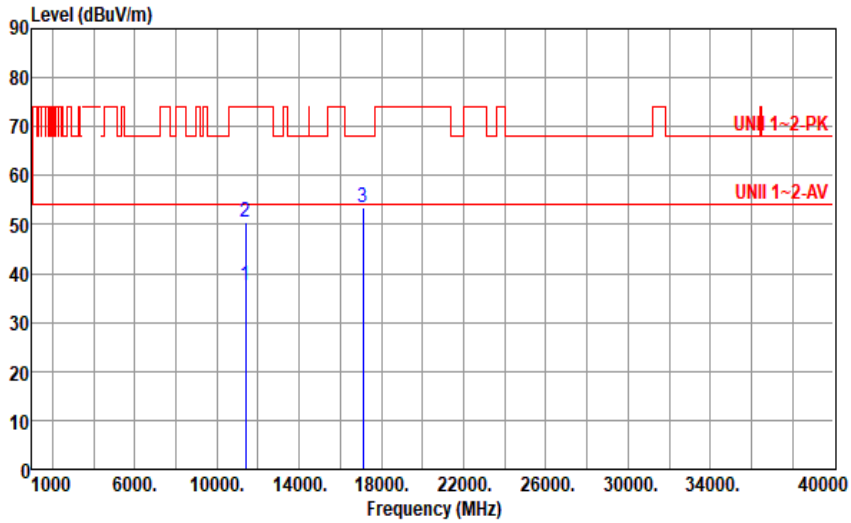

	Freq. MHz	Emission level dBuV/m	Limit dBuV/m	Margin dB	SA reading dBuV	Factor dB/m	Remark	ANT High cm	Turn Table deg
1	11400.00	37.46	54.00	-16.54	28.37	9.09	Average	312	9
2	11400.00	50.45	74.00	-23.55	41.36	9.09	Peak	312	9
3	17100.00	53.61	68.20	-14.59	46.46	7.15	Peak	278	334

Note 1: Emission Level (dBuV/m) = SA Reading (dBuV) + Factor* (dB/m)
*Factor includes antenna factor , cable loss and amplifier gain
Note 2: Margin (dB) = Emission level (dBuV/m) – Limit (dBuV/m).

Modulation	be EHT20	**Test Freq. (MHz)**	5720
Polarization	Horizontal		

Test By :Akun Chung_ Temperature(℃):23 Humidity(%):64

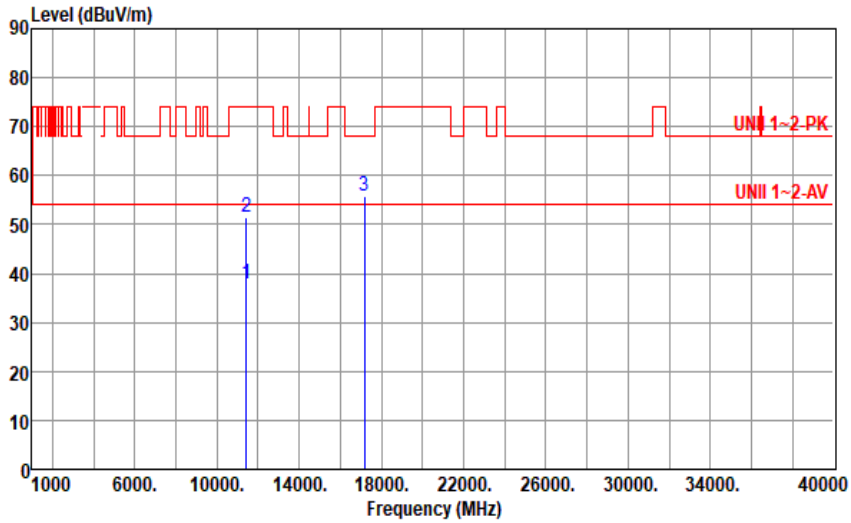

	Freq. MHz	Emission level dBuV/m	Limit dBuV/m	Margin dB	SA reading dBuV	Factor dB/m	Remark	ANT High cm	Turn Table deg
1	11440.00	37.81	54.00	-16.19	28.66	9.15	Average	313	21
2	11440.00	51.52	74.00	-22.48	42.37	9.15	Peak	313	21
3	17160.00	55.68	68.20	-12.52	48.67	7.01	Peak	173	148

Note 1: Emission Level (dBuV/m) = SA Reading (dBuV) + Factor* (dB/m)
*Factor includes antenna factor , cable loss and amplifier gain
Note 2: Margin (dB) = Emission level (dBuV/m) – Limit (dBuV/m).

Modulation	be EHT20	**Test Freq. (MHz)**	5720
Polarization	Vertical		

Test By :Akun Chung_ Temperature(℃):23 Humidity(%):64

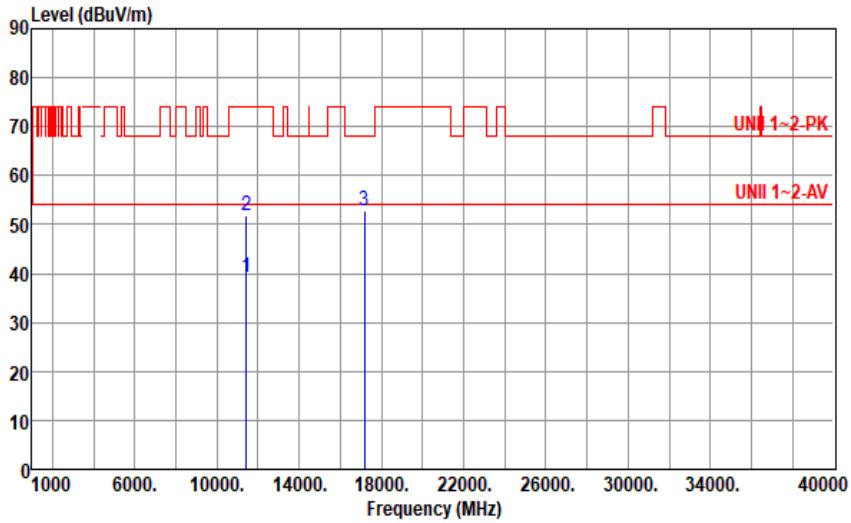

	Freq. MHz	Emission level dBuV/m	Limit dBuV/m	Margin dB	SA reading dBuV	Factor dB/m	Remark	ANT High cm	Turn Table deg
1	11440.00	39.24	54.00	-14.76	30.09	9.15	Average	255	3
2	11440.00	51.86	74.00	-22.14	42.71	9.15	Peak	255	3
3	17160.00	52.82	68.20	-15.38	45.81	7.01	Peak	315	83

Note 1: Emission Level (dBuV/m) = SA Reading (dBuV) + Factor* (dB/m)
*Factor includes antenna factor , cable loss and amplifier gain
Note 2: Margin (dB) = Emission level (dBuV/m) – Limit (dBuV/m).

Modulation	be EHT20	**Test Freq. (MHz)**	5745
Polarization	Horizontal		

Test By :Akun Chung_ Temperature(℃):23 Humidity(%):62

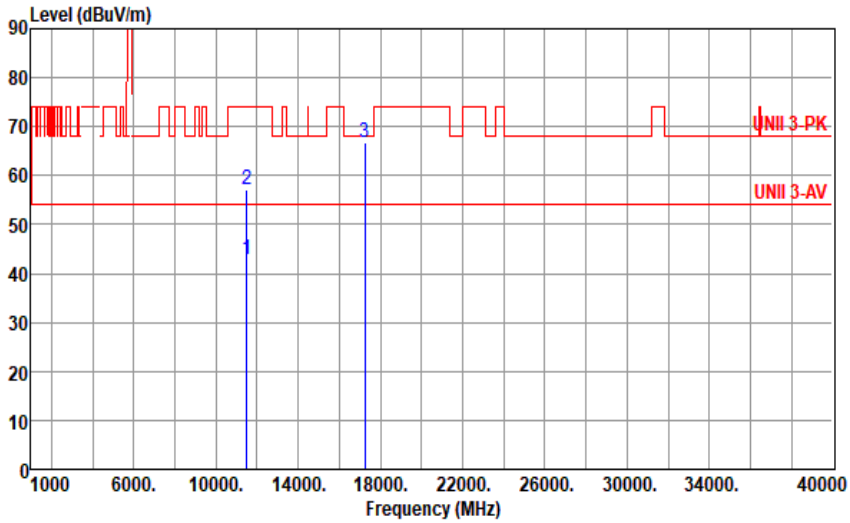

	Freq. MHz	Emission level dBuV/m	Limit dBuV/m	Margin dB	SA reading dBuV	Factor dB/m	Remark	ANT High cm	Turn Table deg
1	11490.00	42.74	54.00	-11.26	33.51	9.23	Average	123	167
2	11490.00	57.17	74.00	-16.83	47.94	9.23	Peak	123	167
3	17235.00	66.64	68.20	-1.56	59.36	7.28	Peak	144	126

Note 1: Emission Level (dBuV/m) = SA Reading (dBuV) + Factor* (dB/m)
*Factor includes antenna factor , cable loss and amplifier gain
Note 2: Margin (dB) = Emission level (dBuV/m) – Limit (dBuV/m).

Modulation	be EHT20	**Test Freq. (MHz)**	5745
Polarization	Vertical		

Test By :Akun Chung_ Temperature(℃):23 Humidity(%):62

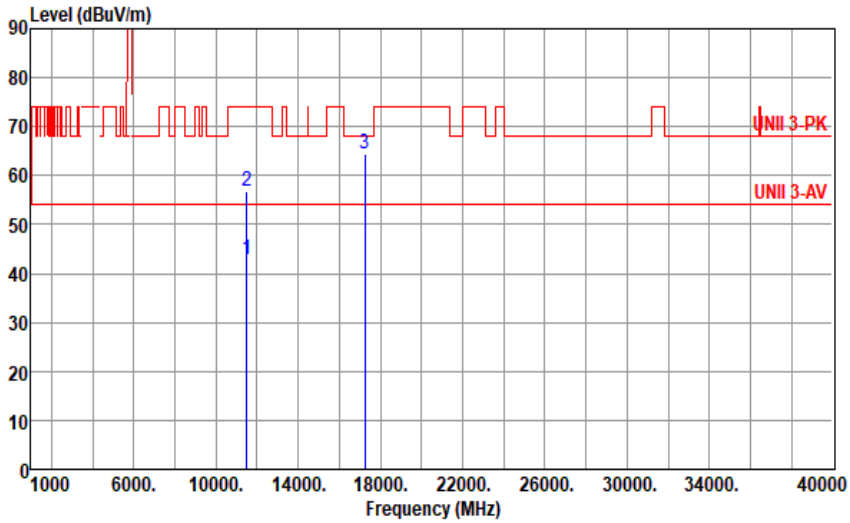

	Freq. MHz	Emission level dBuV/m	Limit dBuV/m	Margin dB	SA reading dBuV	Factor dB/m	Remark	ANT High cm	Turn Table deg
1	11490.00	42.69	54.00	-11.31	33.46	9.23	Average	193	24
2	11490.00	56.90	74.00	-17.10	47.67	9.23	Peak	193	24
3	17235.00	64.38	68.20	-3.82	57.10	7.28	Peak	255	76

Note 1: Emission Level (dBuV/m) = SA Reading (dBuV) + Factor* (dB/m)
*Factor includes antenna factor , cable loss and amplifier gain
Note 2: Margin (dB) = Emission level (dBuV/m) – Limit (dBuV/m).

Modulation	be EHT20	**Test Freq. (MHz)**	5785
Polarization	Horizontal		

Test By :Brad Wu_ Temperature(℃):23 Humidity(%):62

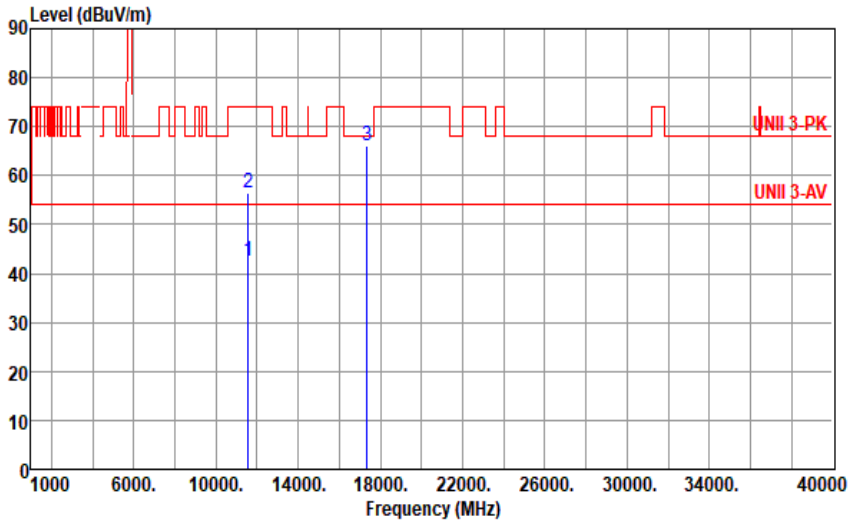

	Freq. MHz	Emission level dBuV/m	Limit dBuV/m	Margin dB	SA reading dBuV	Factor dB/m	Remark	ANT High cm	Turn Table deg
1	11570.00	42.46	54.00	-11.54	33.40	9.06	Average	148	164
2	11570.00	56.31	74.00	-17.69	47.25	9.06	Peak	148	164
3	17355.00	66.25	68.20	-1.95	58.57	7.68	Peak	154	130

Note 1: Emission Level (dBuV/m) = SA Reading (dBuV) + Factor* (dB/m)
*Factor includes antenna factor , cable loss and amplifier gain
Note 2: Margin (dB) = Emission level (dBuV/m) – Limit (dBuV/m).

Modulation	be EHT20	**Test Freq. (MHz)**	5785
Polarization	Vertical		

Test By :Brad Wu_ Temperature(℃):23 Humidity(%):62

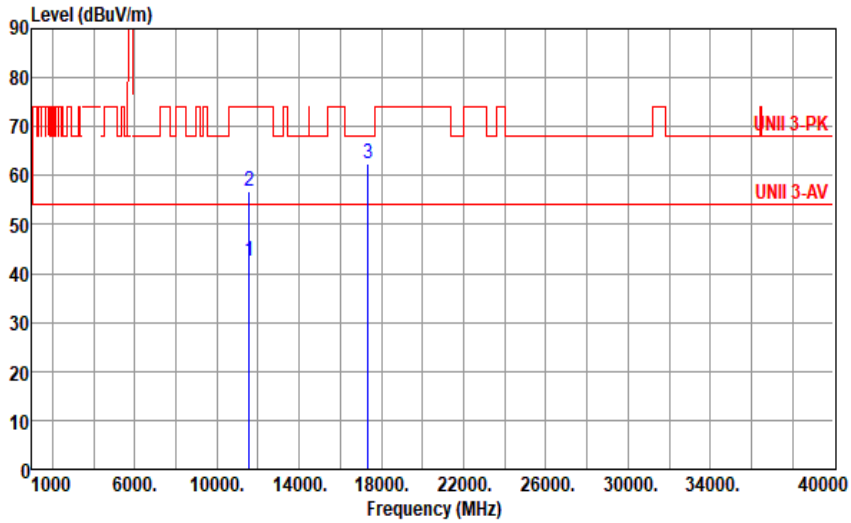

	Freq. MHz	Emission level dBuV/m	Limit dBuV/m	Margin dB	SA reading dBuV	Factor dB/m	Remark	ANT High cm	Turn Table deg
1	11570.00	42.48	54.00	-11.52	33.42	9.06	Average	305	168
2	11570.00	56.88	74.00	-17.12	47.82	9.06	Peak	305	168
3	17355.00	62.53	68.20	-5.67	54.85	7.68	Peak	281	254

Note 1: Emission Level (dBuV/m) = SA Reading (dBuV) + Factor* (dB/m)
*Factor includes antenna factor , cable loss and amplifier gain
Note 2: Margin (dB) = Emission level (dBuV/m) – Limit (dBuV/m).

Modulation	be EHT20	**Test Freq. (MHz)**	5825
Polarization	Horizontal-Peak		

Test By :Brad Wu_ Temperature(℃):22 Humidity(%):63

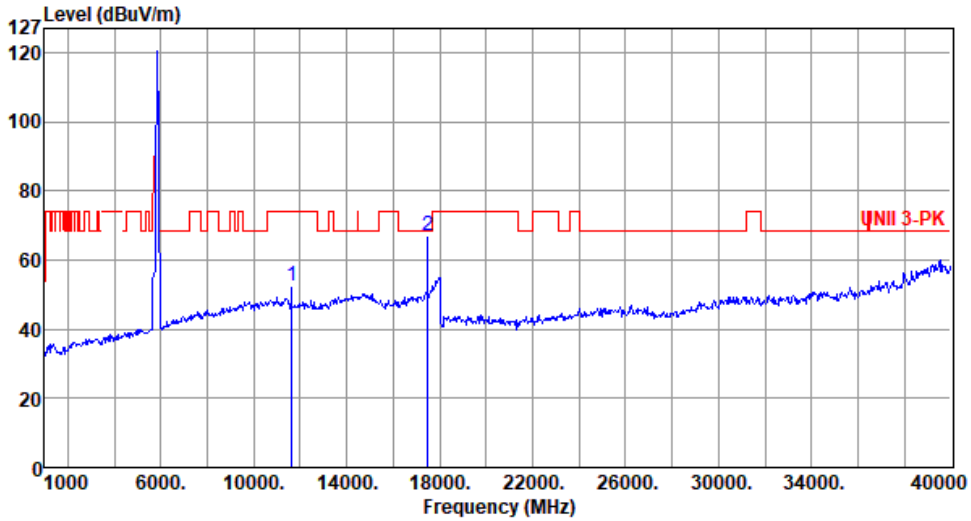

	Freq. MHz	Emission level dBuV/m	Limit dBuV/m	Margin dB	SA reading dBuV	Factor dB/m	Remark	ANT High cm	Turn Table deg
1	11650.00	52.47	74.00	-21.53	43.81	8.66	Peak	118	167
2	17475.00	67.07	68.20	-1.13	58.87	8.20	Peak	154	131

Note 1: Emission Level (dBuV/m) = SA Reading (dBuV) + Factor* (dB/m)
*Factor includes antenna factor , cable loss and amplifier gain
Note 2: Margin (dB) = Emission level (dBuV/m) – Limit (dBuV/m).

Modulation	be EHT20	**Test Freq. (MHz)**	5825
Polarization	Horizontal-Average		

Test By :Brad Wu_ Temperature(℃):22 Humidity(%):63

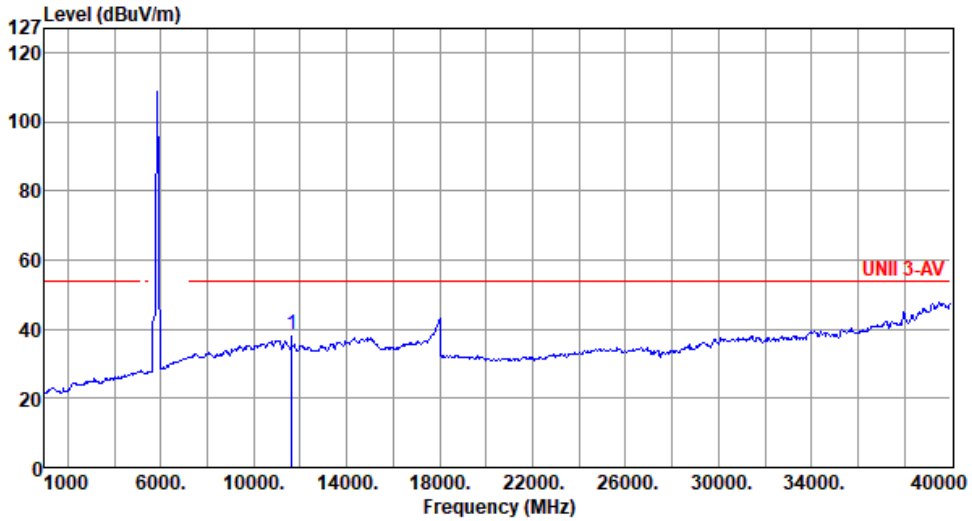

	Freq. MHz	Emission level dBuV/m	Limit dBuV/m	Margin dB	SA reading dBuV	Factor dB/m	Remark	ANT High cm	Turn Table deg
1	11650.00	38.51	54.00	-15.49	29.85	8.66	Average	118	167

Note 1: Emission Level (dBuV/m) = SA Reading (dBuV) + Factor* (dB/m)
*Factor includes antenna factor , cable loss and amplifier gain
Note 2: Margin (dB) = Emission level (dBuV/m) – Limit (dBuV/m).

Modulation	be EHT20	**Test Freq. (MHz)**	5825
Polarization	Vertical-Peak		

Test By :Brad Wu_ Temperature(℃):22 Humidity(%):63

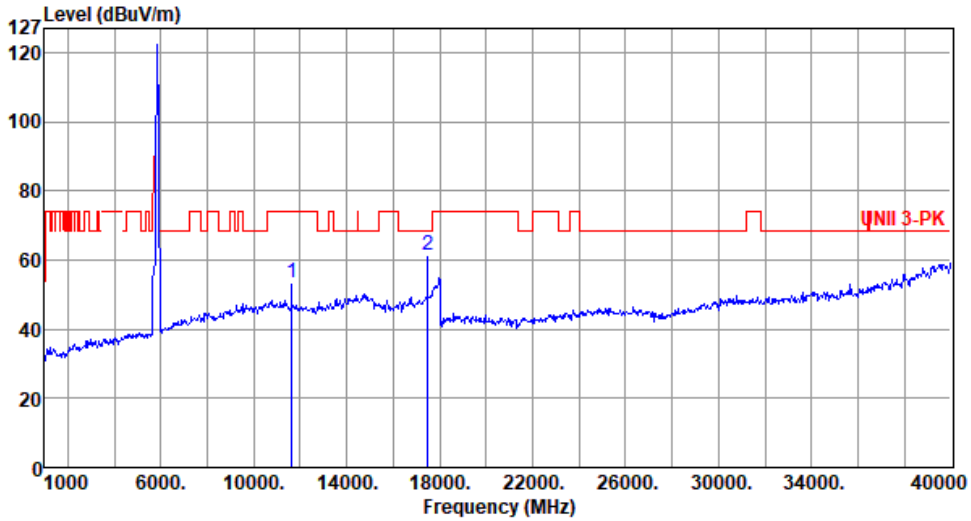

	Freq. MHz	Emission level dBuV/m	Limit dBuV/m	Margin dB	SA reading dBuV	Factor dB/m	Remark	ANT High cm	Turn Table deg
1	11650.00	53.19	74.00	-20.81	44.53	8.66	Peak	334	213
2	17475.00	61.40	68.20	-6.80	53.20	8.20	Peak	303	232

Note 1: Emission Level (dBuV/m) = SA Reading (dBuV) + Factor* (dB/m)
*Factor includes antenna factor , cable loss and amplifier gain
Note 2: Margin (dB) = Emission level (dBuV/m) – Limit (dBuV/m).

Modulation	be EHT20	**Test Freq. (MHz)**	5825
Polarization	Vertical-Average		

Test By :Brad Wu_ Temperature(℃):22 Humidity(%):63

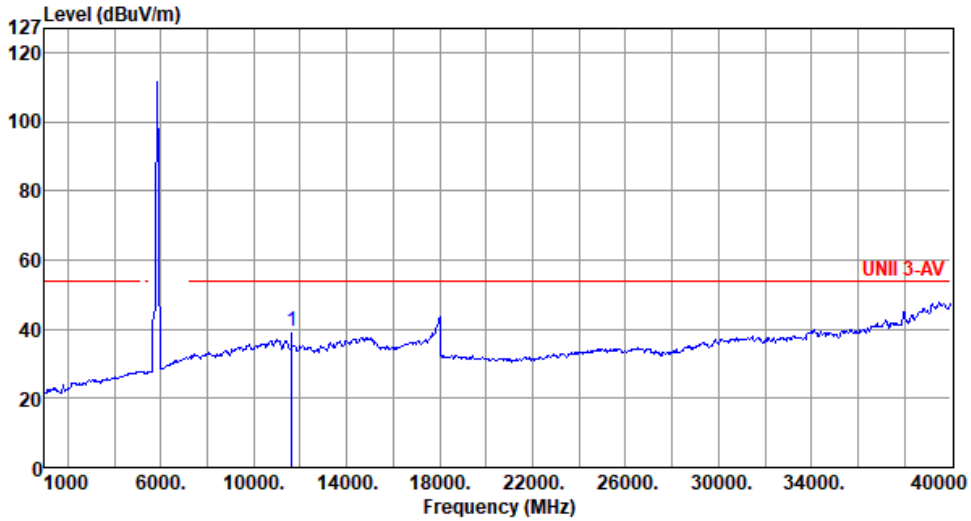

	Freq. MHz	Emission level dBuV/m	Limit dBuV/m	Margin dB	SA reading dBuV	Factor dB/m	Remark	ANT High cm	Turn Table deg
1	11650.00	39.13	54.00	-14.87	30.47	8.66	Average	334	213

Note 1: Emission Level (dBuV/m) = SA Reading (dBuV) + Factor* (dB/m)
*Factor includes antenna factor , cable loss and amplifier gain
Note 2: Margin (dB) = Emission level (dBuV/m) – Limit (dBuV/m).

Modulation	be EHT40	**Test Freq. (MHz)**	5190
Polarization	Horizontal		

Test By :Brad Wu_ Temperature(℃):22 Humidity(%):63

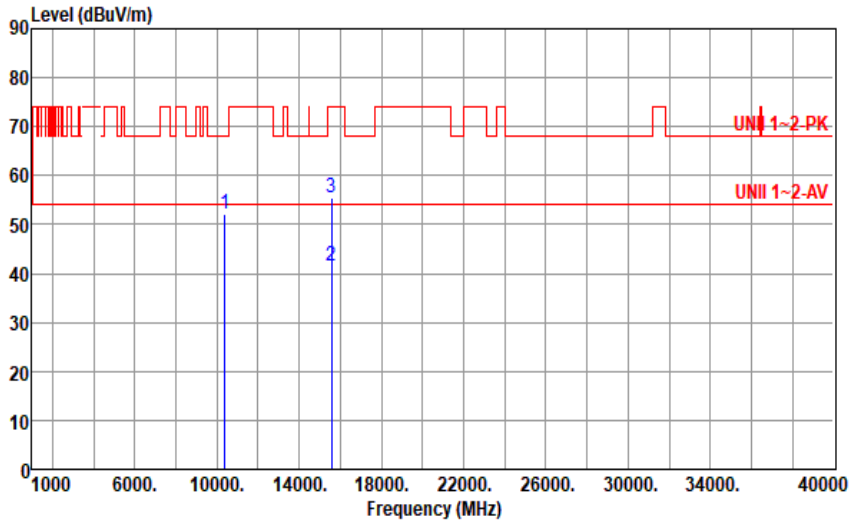

	Freq. MHz	Emission level dBuV/m	Limit dBuV/m	Margin dB	SA reading dBuV	Factor dB/m	Remark	ANT High cm	Turn Table deg
1	10380.00	52.11	68.20	-16.09	43.23	8.88	Peak	243	352
2	15570.00	41.43	54.00	-12.57	35.10	6.33	Average	302	47
3	15570.00	55.32	74.00	-18.68	48.99	6.33	Peak	302	47

Note 1: Emission Level (dBuV/m) = SA Reading (dBuV) + Factor* (dB/m)
*Factor includes antenna factor , cable loss and amplifier gain
Note 2: Margin (dB) = Emission level (dBuV/m) – Limit (dBuV/m).

Modulation	be EHT40	**Test Freq. (MHz)**	5190
Polarization	Vertical		

Test By :Brad Wu_ Temperature(℃):22 Humidity(%):63

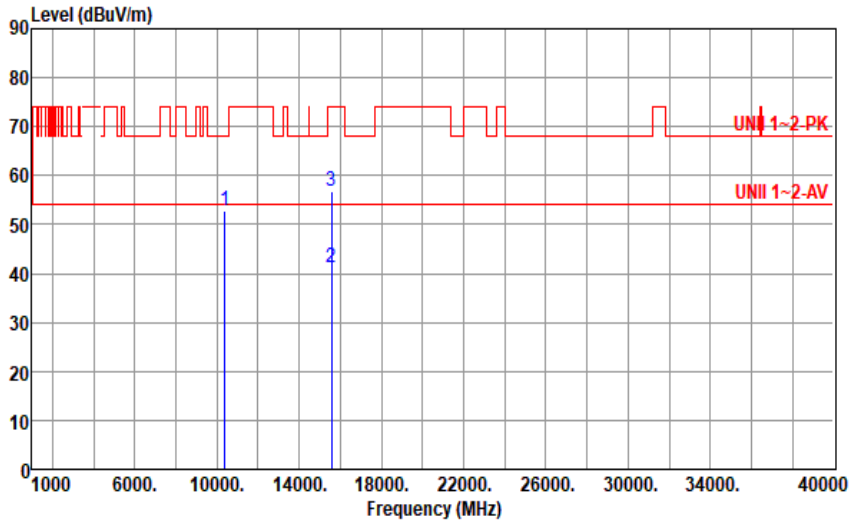

	Freq. MHz	Emission level dBuV/m	Limit dBuV/m	Margin dB	SA reading dBuV	Factor dB/m	Remark	ANT High cm	Turn Table deg
1	10380.00	52.71	68.20	-15.49	43.83	8.88	Peak	183	297
2	15570.00	41.03	54.00	-12.97	34.70	6.33	Average	292	318
3	15570.00	56.64	74.00	-17.36	50.31	6.33	Peak	292	318

Note 1: Emission Level (dBuV/m) = SA Reading (dBuV) + Factor* (dB/m)
*Factor includes antenna factor , cable loss and amplifier gain
Note 2: Margin (dB) = Emission level (dBuV/m) – Limit (dBuV/m).

Modulation	be EHT40	**Test Freq. (MHz)**	5230
Polarization	Horizontal		

Test By :Brad Wu_ Temperature(℃):22 Humidity(%):63

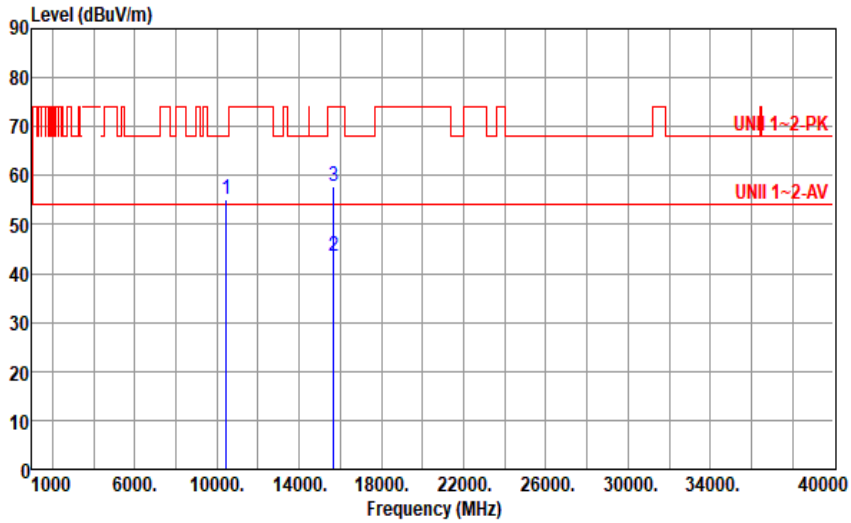

	Freq. MHz	Emission level dBuV/m	Limit dBuV/m	Margin dB	SA reading dBuV	Factor dB/m	Remark	ANT High cm	Turn Table deg
1	10460.00	55.18	68.20	-13.02	46.03	9.15	Peak	335	313
2	15690.00	43.52	54.00	-10.48	37.27	6.25	Average	222	320
3	15690.00	57.85	74.00	-16.15	51.60	6.25	Peak	222	320

Note 1: Emission Level (dBuV/m) = SA Reading (dBuV) + Factor* (dB/m)
*Factor includes antenna factor , cable loss and amplifier gain
Note 2: Margin (dB) = Emission level (dBuV/m) – Limit (dBuV/m).

Modulation	be EHT40	**Test Freq. (MHz)**	5230
Polarization	Vertical		

Test By :Brad Wu_ Temperature(℃):22 Humidity(%):63

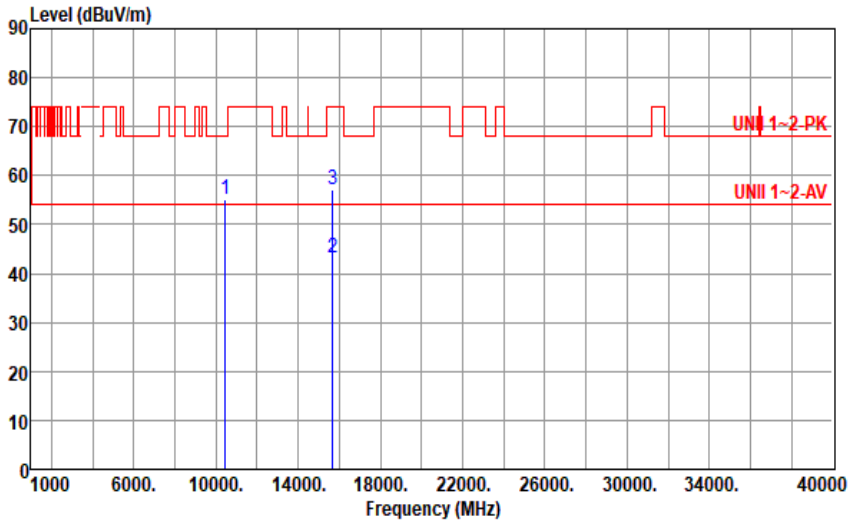

	Freq. MHz	Emission level dBuV/m	Limit dBuV/m	Margin dB	SA reading dBuV	Factor dB/m	Remark	ANT High cm	Turn Table deg
1	10460.00	55.02	68.20	-13.18	45.87	9.15	Peak	202	295
2	15690.00	43.25	54.00	-10.75	37.00	6.25	Average	239	8
3	15690.00	57.02	74.00	-16.98	50.77	6.25	Peak	239	8

Note 1: Emission Level (dBuV/m) = SA Reading (dBuV) + Factor* (dB/m)
*Factor includes antenna factor , cable loss and amplifier gain
Note 2: Margin (dB) = Emission level (dBuV/m) – Limit (dBuV/m).

Modulation	be EHT40	**Test Freq. (MHz)**	5270
Polarization	Horizontal		

Test By :Brad Wu_ Temperature(℃):22 Humidity(%):63

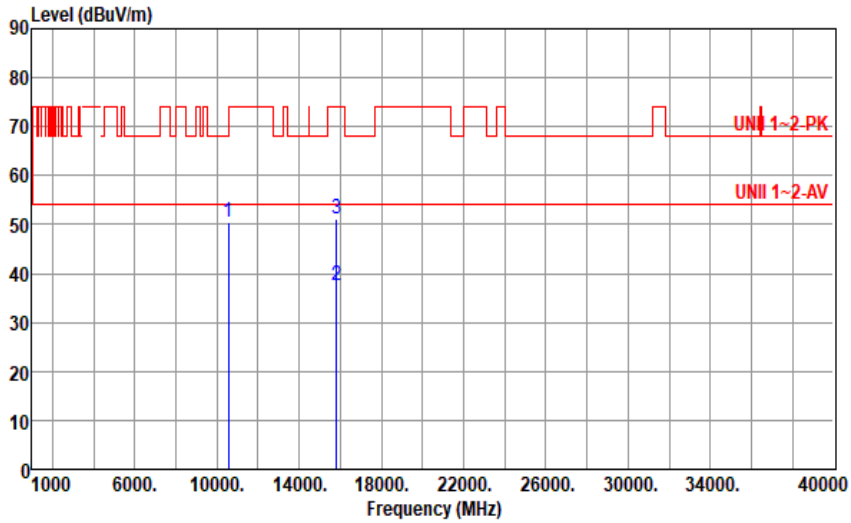

	Freq. MHz	Emission level dBuV/m	Limit dBuV/m	Margin dB	SA reading dBuV	Factor dB/m	Remark	ANT High cm	Turn Table deg
1	10540.00	50.48	68.20	-17.72	41.32	9.16	Peak	313	301
2	15810.00	37.48	54.00	-16.52	31.52	5.96	Average	307	82
3	15810.00	51.03	74.00	-22.97	45.07	5.96	Peak	307	82

Note 1: Emission Level (dBuV/m) = SA Reading (dBuV) + Factor* (dB/m)
*Factor includes antenna factor , cable loss and amplifier gain
Note 2: Margin (dB) = Emission level (dBuV/m) – Limit (dBuV/m).

Modulation	be EHT40	**Test Freq. (MHz)**	5270
Polarization	Vertical		

Test By :Brad Wu_ Temperature(℃):22 Humidity(%):63

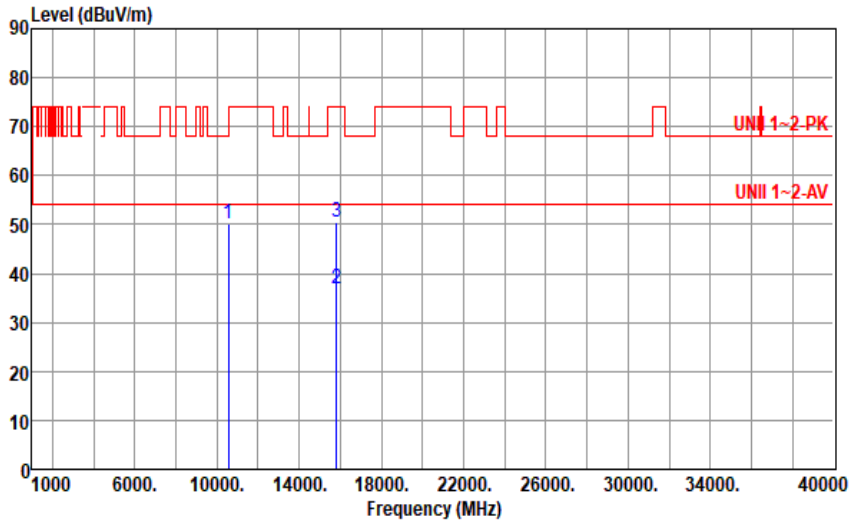

	Freq. MHz	Emission level dBuV/m	Limit dBuV/m	Margin dB	SA reading dBuV	Factor dB/m	Remark	ANT High cm	Turn Table deg
1	10540.00	50.18	68.20	-18.02	41.02	9.16	Peak	167	52
2	15810.00	36.79	54.00	-17.21	30.83	5.96	Average	186	37
3	15810.00	50.51	74.00	-23.49	44.55	5.96	Peak	186	37

Note 1: Emission Level (dBuV/m) = SA Reading (dBuV) + Factor* (dB/m)
*Factor includes antenna factor , cable loss and amplifier gain
Note 2: Margin (dB) = Emission level (dBuV/m) – Limit (dBuV/m).

Modulation	be EHT40	**Test Freq. (MHz)**	5310
Polarization	Horizontal		

Test By :Brad Wu_ Temperature(℃):22 Humidity(%):63

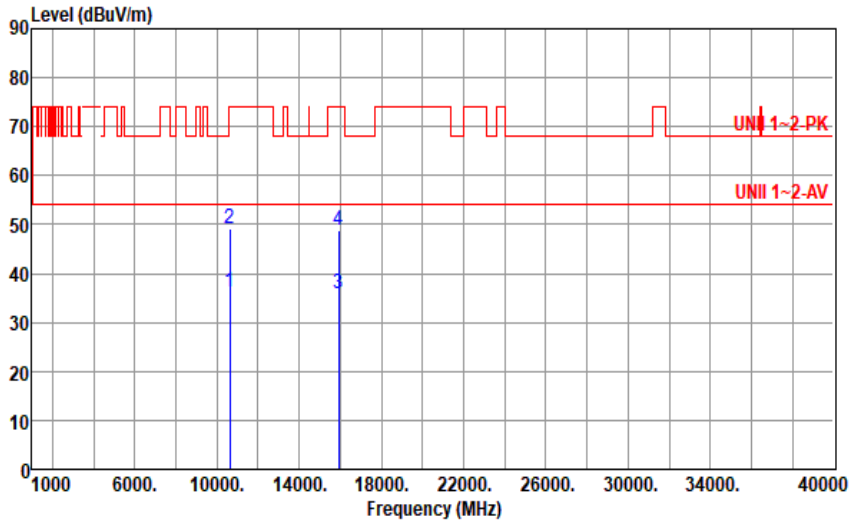

	Freq. MHz	Emission level dBuV/m	Limit dBuV/m	Margin dB	SA reading dBuV	Factor dB/m	Remark	ANT High cm	Turn Table deg
1	10620.00	36.28	54.00	-17.72	26.99	9.29	Average	175	298
2	10620.00	49.29	74.00	-24.71	40.00	9.29	Peak	175	298
3	15930.00	35.78	54.00	-18.22	29.44	6.34	Average	188	303
4	15930.00	48.84	74.00	-25.16	42.50	6.34	Peak	188	303

Note 1: Emission Level (dBuV/m) = SA Reading (dBuV) + Factor* (dB/m)
*Factor includes antenna factor , cable loss and amplifier gain
Note 2: Margin (dB) = Emission level (dBuV/m) – Limit (dBuV/m).

Modulation	be EHT40	**Test Freq. (MHz)**	5310
Polarization	Vertical		

Test By :Brad Wu_ Temperature(℃):22 Humidity(%):63

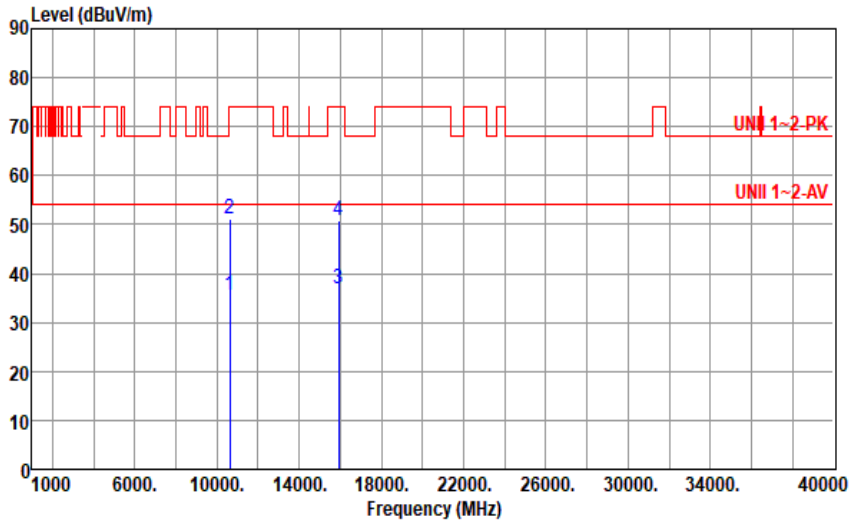

	Freq. MHz	Emission level dBuV/m	Limit dBuV/m	Margin dB	SA reading dBuV	Factor dB/m	Remark	ANT High cm	Turn Table deg
1	10620.00	35.49	54.00	-18.51	26.20	9.29	Average	202	299
2	10620.00	51.27	74.00	-22.73	41.98	9.29	Peak	202	299
3	15930.00	36.87	54.00	-17.13	30.53	6.34	Average	237	15
4	15930.00	50.93	74.00	-23.07	44.59	6.34	Peak	237	15

Note 1: Emission Level (dBuV/m) = SA Reading (dBuV) + Factor* (dB/m)
*Factor includes antenna factor , cable loss and amplifier gain
Note 2: Margin (dB) = Emission level (dBuV/m) – Limit (dBuV/m).

Modulation	be EHT40	**Test Freq. (MHz)**	5510
Polarization	Horizontal		

Test By :Akun Chung_ Temperature(℃):23 Humidity(%):64

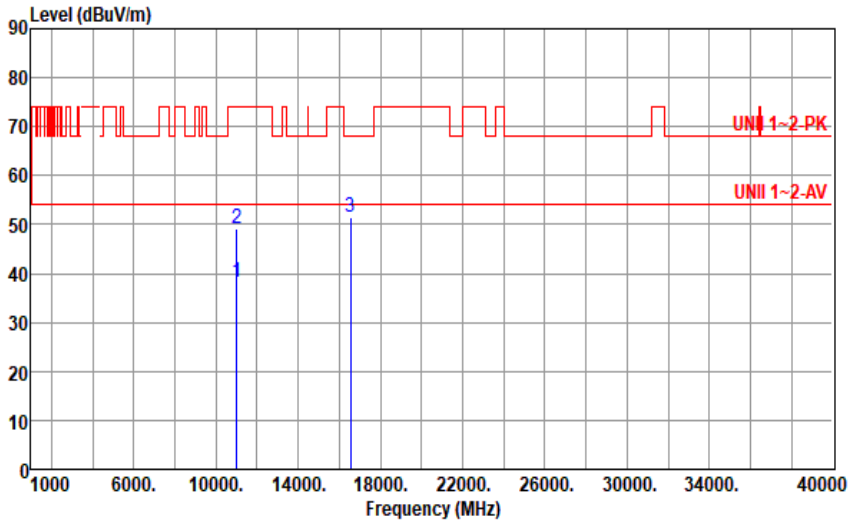

	Freq. MHz	Emission level dBuV/m	Limit dBuV/m	Margin dB	SA reading dBuV	Factor dB/m	Remark	ANT High cm	Turn Table deg
1	11020.00	38.07	54.00	-15.93	28.42	9.65	Average	222	47
2	11020.00	49.01	74.00	-24.99	39.36	9.65	Peak	222	47
3	16530.00	51.64	68.20	-16.56	44.27	7.37	Peak	334	346

Note 1: Emission Level (dBuV/m) = SA Reading (dBuV) + Factor* (dB/m)
*Factor includes antenna factor , cable loss and amplifier gain
Note 2: Margin (dB) = Emission level (dBuV/m) – Limit (dBuV/m).

Modulation	be EHT40	**Test Freq. (MHz)**	5510
Polarization	Vertical		

Test By :Akun Chung_ Temperature(℃):23 Humidity(%):64

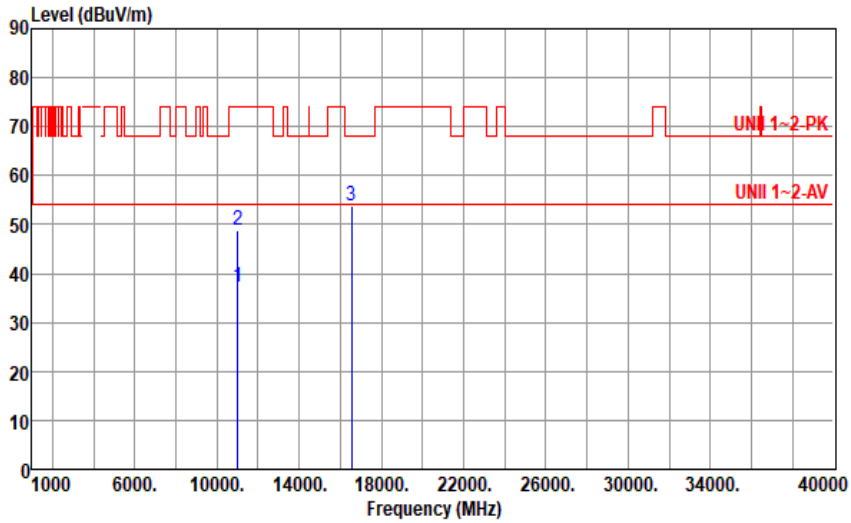

	Freq. MHz	Emission level dBuV/m	Limit dBuV/m	Margin dB	SA reading dBuV	Factor dB/m	Remark	ANT High cm	Turn Table deg
1	11020.00	37.08	54.00	-16.92	27.43	9.65	Average	224	24
2	11020.00	48.90	74.00	-25.10	39.25	9.65	Peak	224	24
3	16530.00	53.69	68.20	-14.51	46.32	7.37	Peak	266	108

Note 1: Emission Level (dBuV/m) = SA Reading (dBuV) + Factor* (dB/m)
*Factor includes antenna factor , cable loss and amplifier gain
Note 2: Margin (dB) = Emission level (dBuV/m) – Limit (dBuV/m).

Modulation	be EHT40	**Test Freq. (MHz)**	5590
Polarization	Horizontal		

Test By :Akun Chung_ Temperature(℃):23 Humidity(%):64

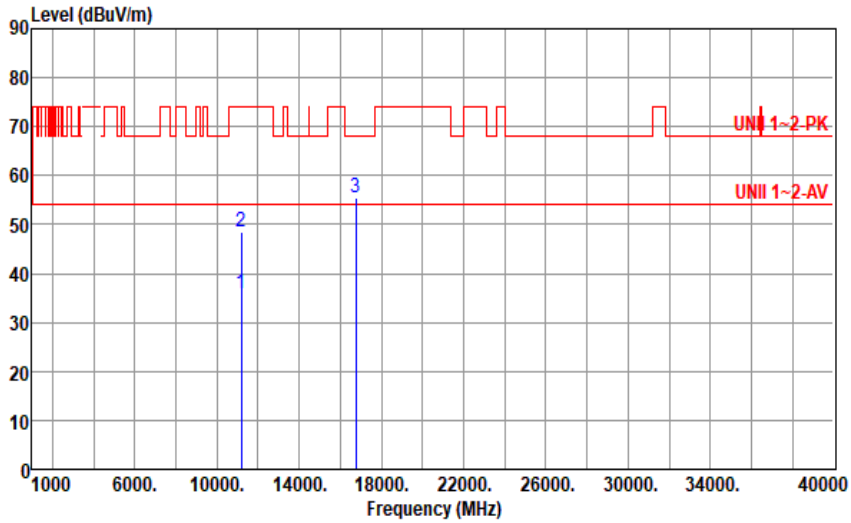

	Freq. MHz	Emission level dBuV/m	Limit dBuV/m	Margin dB	SA reading dBuV	Factor dB/m	Remark	ANT High cm	Turn Table deg
1	11180.00	35.75	54.00	-18.25	26.65	9.10	Average	298	164
2	11180.00	48.54	74.00	-25.46	39.44	9.10	Peak	298	164
3	16770.00	55.31	68.20	-12.89	47.75	7.56	Peak	196	70

Note 1: Emission Level (dBuV/m) = SA Reading (dBuV) + Factor* (dB/m)
*Factor includes antenna factor , cable loss and amplifier gain
Note 2: Margin (dB) = Emission level (dBuV/m) – Limit (dBuV/m).

Modulation	be EHT40	**Test Freq. (MHz)**	5590
Polarization	Vertical		

Test By :Akun Chung_ Temperature(℃):23 Humidity(%):64

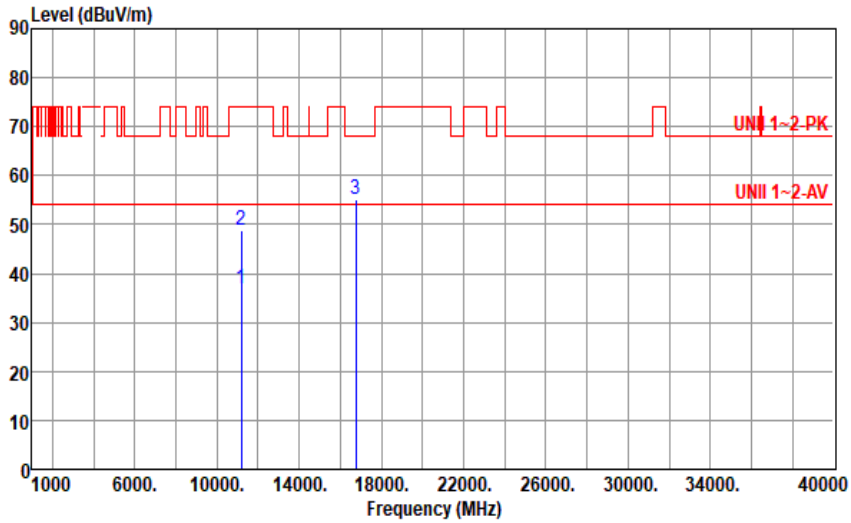

	Freq. MHz	Emission level dBuV/m	Limit dBuV/m	Margin dB	SA reading dBuV	Factor dB/m	Remark	ANT High cm	Turn Table deg
1	11180.00	36.88	54.00	-17.12	27.78	9.10	Average	248	351
2	11180.00	48.79	74.00	-25.21	39.69	9.10	Peak	248	351
3	16770.00	55.26	68.20	-12.94	47.70	7.56	Peak	255	81

Note 1: Emission Level (dBuV/m) = SA Reading (dBuV) + Factor* (dB/m)
*Factor includes antenna factor , cable loss and amplifier gain
Note 2: Margin (dB) = Emission level (dBuV/m) – Limit (dBuV/m).

Modulation	be EHT40	**Test Freq. (MHz)**	5670
Polarization	Horizontal		

Test By :Akun Chung_ Temperature(℃):23 Humidity(%):64

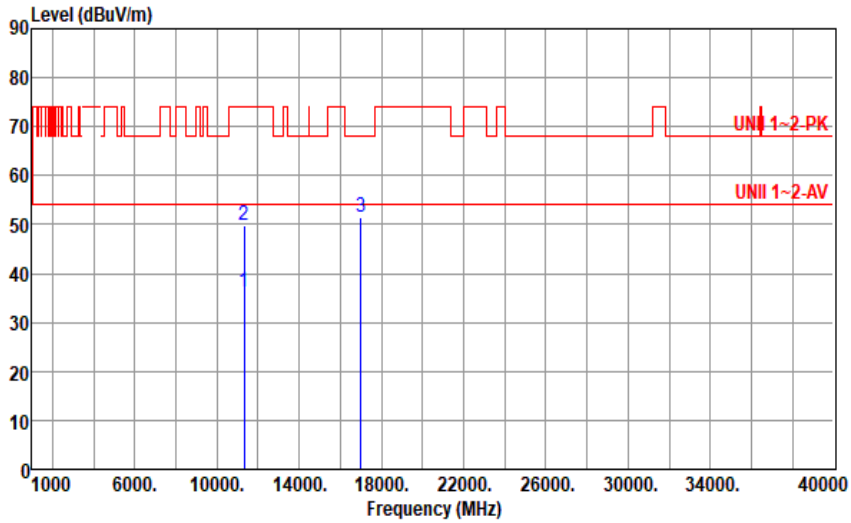

	Freq. MHz	Emission level dBuV/m	Limit dBuV/m	Margin dB	SA reading dBuV	Factor dB/m	Remark	ANT High cm	Turn Table deg
1	11340.00	36.11	54.00	-17.89	27.01	9.10	Average	284	37
2	11340.00	49.91	74.00	-24.09	40.81	9.10	Peak	284	37
3	17010.00	51.64	68.20	-16.56	44.04	7.60	Peak	188	146

Note 1: Emission Level (dBuV/m) = SA Reading (dBuV) + Factor* (dB/m)
*Factor includes antenna factor , cable loss and amplifier gain
Note 2: Margin (dB) = Emission level (dBuV/m) – Limit (dBuV/m).

Modulation	be EHT40	**Test Freq. (MHz)**	5670
Polarization	Vertical		

Test By :Akun Chung_ Temperature(℃):23 Humidity(%):64

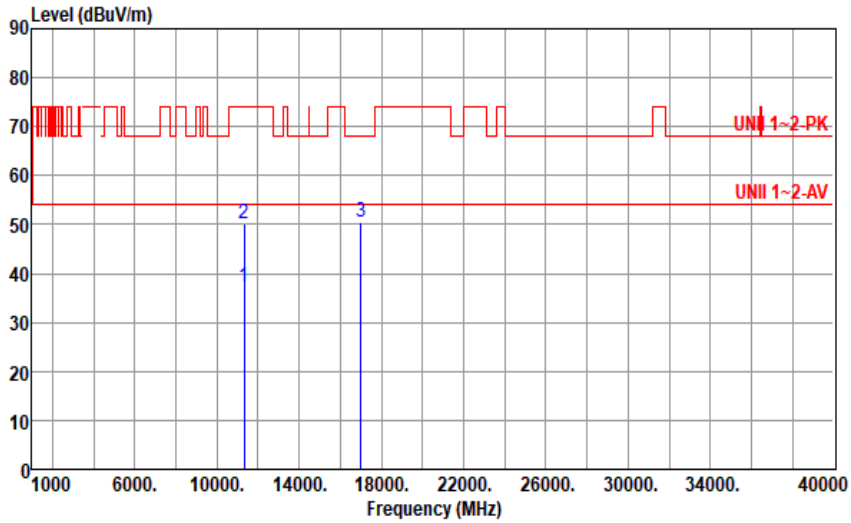

	Freq. MHz	Emission level dBuV/m	Limit dBuV/m	Margin dB	SA reading dBuV	Factor dB/m	Remark	ANT High cm	Turn Table deg
1	11340.00	37.26	54.00	-16.74	28.16	9.10	Average	330	26
2	11340.00	50.29	74.00	-23.71	41.19	9.10	Peak	330	26
3	17010.00	50.41	68.20	-17.79	42.81	7.60	Peak	288	336

Note 1: Emission Level (dBuV/m) = SA Reading (dBuV) + Factor* (dB/m)
*Factor includes antenna factor , cable loss and amplifier gain
Note 2: Margin (dB) = Emission level (dBuV/m) – Limit (dBuV/m).

Modulation	be EHT40	**Test Freq. (MHz)**	5710
Polarization	Horizontal		

Test By :Akun Chung_ Temperature(℃):23 Humidity(%):64

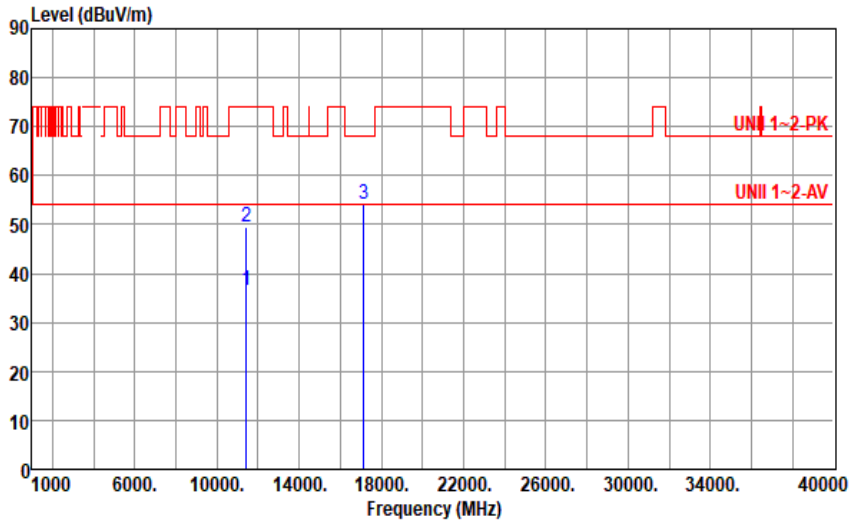

	Freq. MHz	Emission level dBuV/m	Limit dBuV/m	Margin dB	SA reading dBuV	Factor dB/m	Remark	ANT High cm	Turn Table deg
1	11420.00	36.41	54.00	-17.59	27.28	9.13	Average	298	31
2	11420.00	49.61	74.00	-24.39	40.48	9.13	Peak	298	31
3	17130.00	54.00	68.20	-14.20	46.96	7.04	Peak	161	157

Note 1: Emission Level (dBuV/m) = SA Reading (dBuV) + Factor* (dB/m)
*Factor includes antenna factor , cable loss and amplifier gain
Note 2: Margin (dB) = Emission level (dBuV/m) – Limit (dBuV/m).

Modulation	be EHT40	**Test Freq. (MHz)**	5710
Polarization	Vertical		

Test By :Akun Chung_ Temperature(℃):23 Humidity(%):64

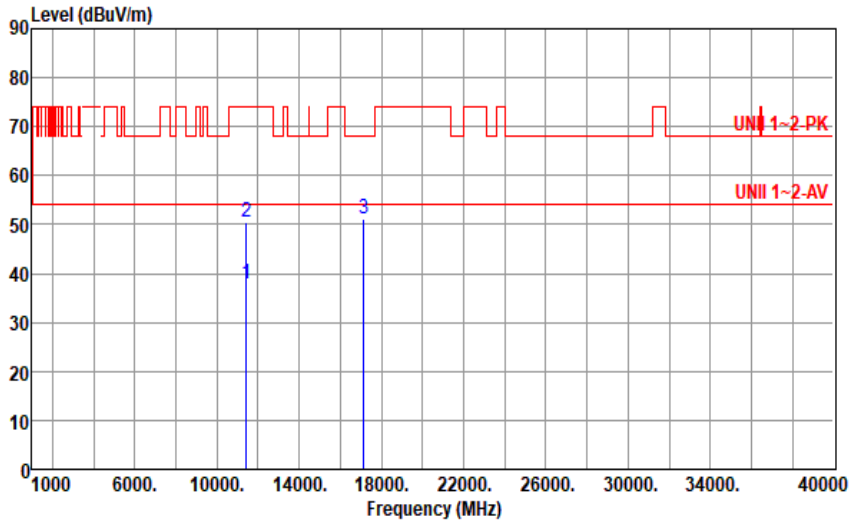

	Freq. MHz	Emission level dBuV/m	Limit dBuV/m	Margin dB	SA reading dBuV	Factor dB/m	Remark	ANT High cm	Turn Table deg
1	11420.00	37.94	54.00	-16.06	28.81	9.13	Average	268	32
2	11420.00	50.33	74.00	-23.67	41.20	9.13	Peak	268	32
3	17130.00	51.07	68.20	-17.13	44.03	7.04	Peak	327	92

Note 1: Emission Level (dBuV/m) = SA Reading (dBuV) + Factor* (dB/m)
*Factor includes antenna factor , cable loss and amplifier gain
Note 2: Margin (dB) = Emission level (dBuV/m) – Limit (dBuV/m).

Modulation	be EHT40	**Test Freq. (MHz)**	5755
Polarization	Horizontal		

Test By :Brad Wu_ Temperature(℃):22 Humidity(%):63

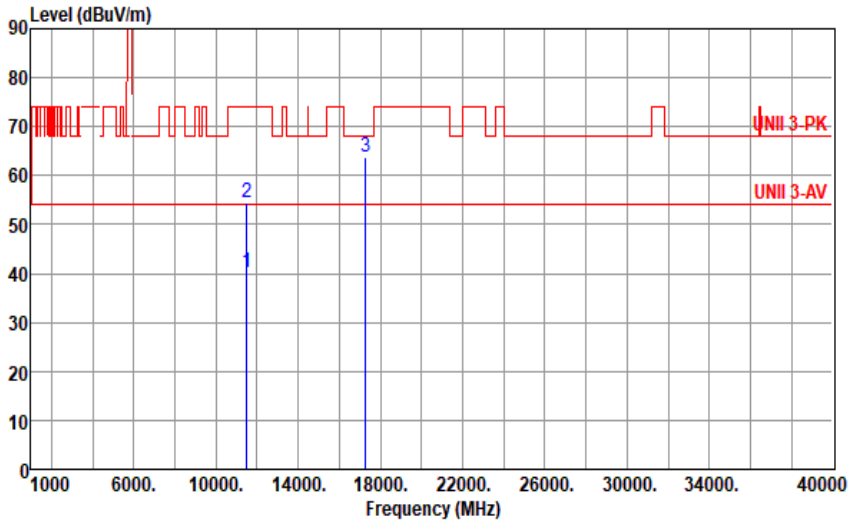

	Freq. MHz	Emission level dBuV/m	Limit dBuV/m	Margin dB	SA reading dBuV	Factor dB/m	Remark	ANT High cm	Turn Table deg
1	11510.00	40.17	54.00	-13.83	30.95	9.22	Average	137	166
2	11510.00	54.37	74.00	-19.63	45.15	9.22	Peak	137	166
3	17265.00	63.78	68.20	-4.42	56.44	7.34	Peak	184	129

Note 1: Emission Level (dBuV/m) = SA Reading (dBuV) + Factor* (dB/m)
*Factor includes antenna factor , cable loss and amplifier gain
Note 2: Margin (dB) = Emission level (dBuV/m) – Limit (dBuV/m).

Modulation	be EHT40	**Test Freq. (MHz)**	5755
Polarization	Vertical		

Test By :Brad Wu_ Temperature(℃):22 Humidity(%):63

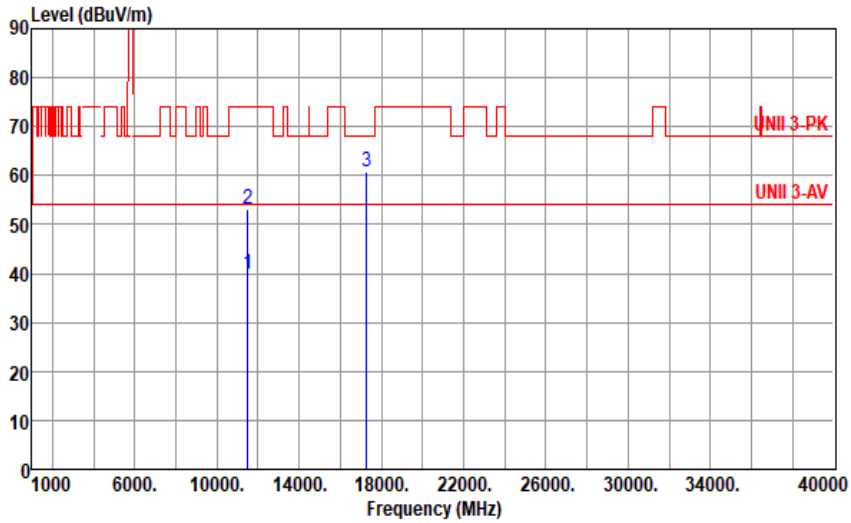

	Freq. MHz	Emission level dBuV/m	Limit dBuV/m	Margin dB	SA reading dBuV	Factor dB/m	Remark	ANT High cm	Turn Table deg
1	11510.00	39.81	54.00	-14.19	30.59	9.22	Average	184	4
2	11510.00	53.08	74.00	-20.92	43.86	9.22	Peak	184	4
3	17265.00	60.69	68.20	-7.51	53.35	7.34	Peak	179	83

Note 1: Emission Level (dBuV/m) = SA Reading (dBuV) + Factor* (dB/m)
*Factor includes antenna factor , cable loss and amplifier gain
Note 2: Margin (dB) = Emission level (dBuV/m) – Limit (dBuV/m).

Modulation	be EHT40	**Test Freq. (MHz)**	5795
Polarization	Horizontal		

Test By :Brad Wu_ Temperature(℃):22 Humidity(%):63

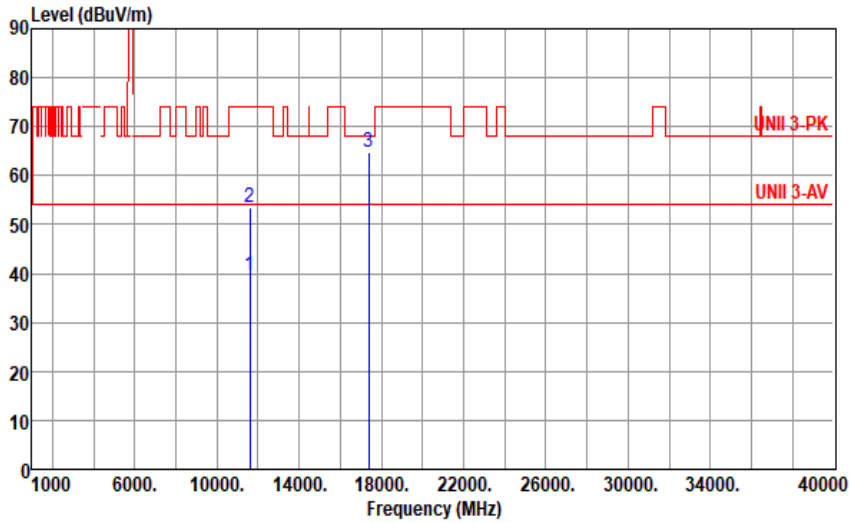

	Freq. MHz	Emission level dBuV/m	Limit dBuV/m	Margin dB	SA reading dBuV	Factor dB/m	Remark	ANT High cm	Turn Table deg
1	11590.00	39.57	54.00	-14.43	30.58	8.99	Average	137	167
2	11590.00	53.31	74.00	-20.69	44.32	8.99	Peak	137	167
3	17385.00	64.91	68.20	-3.29	57.03	7.88	Peak	153	130

Note 1: Emission Level (dBuV/m) = SA Reading (dBuV) + Factor* (dB/m)
*Factor includes antenna factor , cable loss and amplifier gain
Note 2: Margin (dB) = Emission level (dBuV/m) – Limit (dBuV/m).

Modulation	be EHT40	**Test Freq. (MHz)**	5795
Polarization	Vertical		

Test By :Brad Wu_ Temperature(℃):22 Humidity(%):63

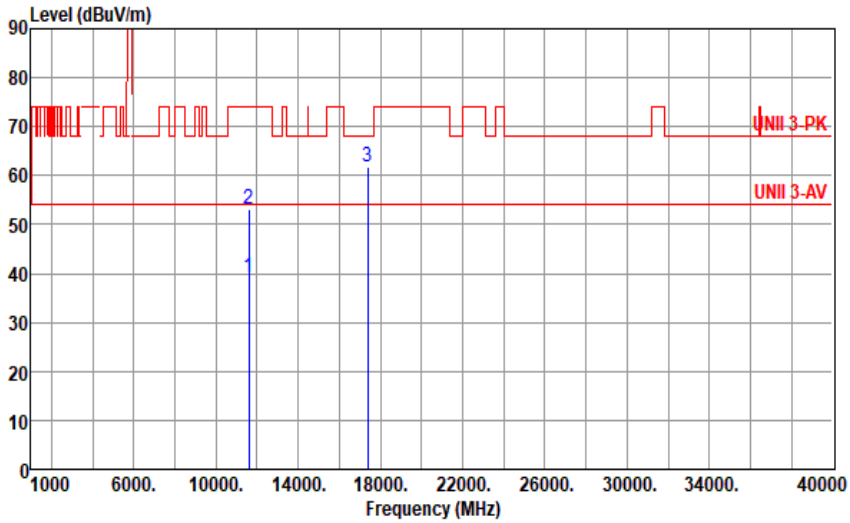

	Freq. MHz	Emission level dBuV/m	Limit dBuV/m	Margin dB	SA reading dBuV	Factor dB/m	Remark	ANT High cm	Turn Table deg
1	11590.00	39.31	54.00	-14.69	30.32	8.99	Average	174	359
2	11590.00	53.07	74.00	-20.93	44.08	8.99	Peak	174	359
3	17385.00	61.79	68.20	-6.41	53.91	7.88	Peak	148	95

Note 1: Emission Level (dBuV/m) = SA Reading (dBuV) + Factor* (dB/m)
*Factor includes antenna factor , cable loss and amplifier gain
Note 2: Margin (dB) = Emission level (dBuV/m) – Limit (dBuV/m).

Modulation	be EHT80	**Test Freq. (MHz)**	5210
Polarization	Horizontal		

Test By :Akun Chung_ Temperature(℃):23 Humidity(%):64

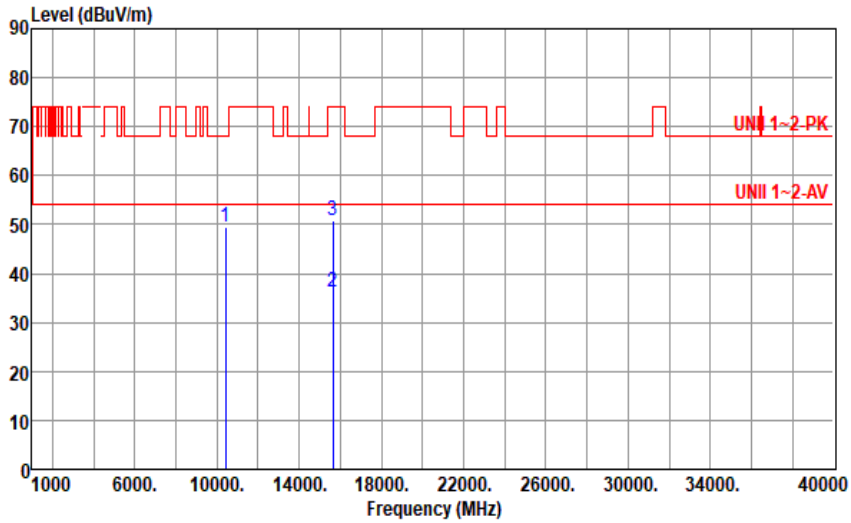

	Freq. MHz	Emission level dBuV/m	Limit dBuV/m	Margin dB	SA reading dBuV	Factor dB/m	Remark	ANT High cm	Turn Table deg
1	10420.00	49.33	68.20	-18.87	40.33	9.00	Peak	309	328
2	15630.00	36.32	54.00	-17.68	30.13	6.19	Average	211	336
3	15630.00	50.67	74.00	-23.33	44.48	6.19	Peak	211	336

Note 1: Emission Level (dBuV/m) = SA Reading (dBuV) + Factor* (dB/m)
*Factor includes antenna factor , cable loss and amplifier gain
Note 2: Margin (dB) = Emission level (dBuV/m) – Limit (dBuV/m).

Modulation	be EHT80	**Test Freq. (MHz)**	5210
Polarization	Vertical		

Test By :Akun Chung_ Temperature(℃):23 Humidity(%):64

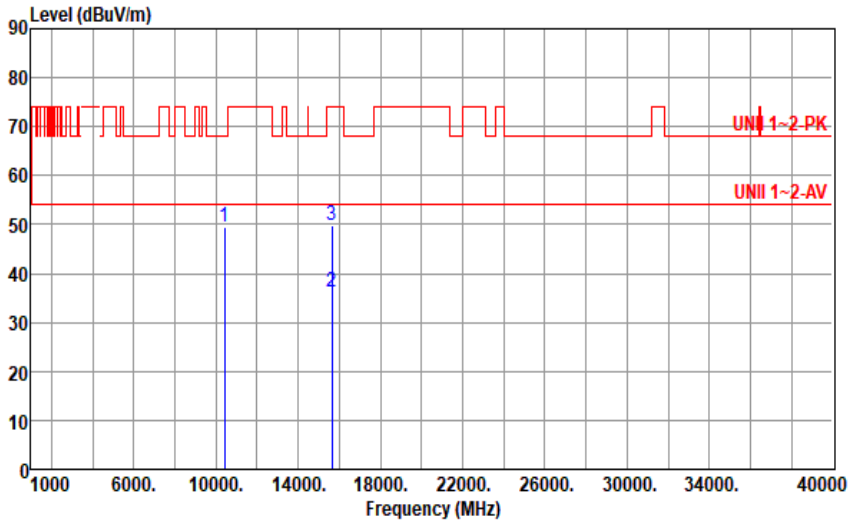

	Freq. MHz	Emission level dBuV/m	Limit dBuV/m	Margin dB	SA reading dBuV	Factor dB/m	Remark	ANT High cm	Turn Table deg
1	10420.00	49.36	68.20	-18.84	40.36	9.00	Peak	218	305
2	15630.00	36.07	54.00	-17.93	29.88	6.19	Average	243	11
3	15630.00	49.86	74.00	-24.14	43.67	6.19	Peak	243	11

Note 1: Emission Level (dBuV/m) = SA Reading (dBuV) + Factor* (dB/m)
*Factor includes antenna factor , cable loss and amplifier gain
Note 2: Margin (dB) = Emission level (dBuV/m) – Limit (dBuV/m).

Modulation	be EHT80	**Test Freq. (MHz)**	5290
Polarization	Horizontal		

Test By :Akun Chung_ Temperature(℃):23 Humidity(%):64

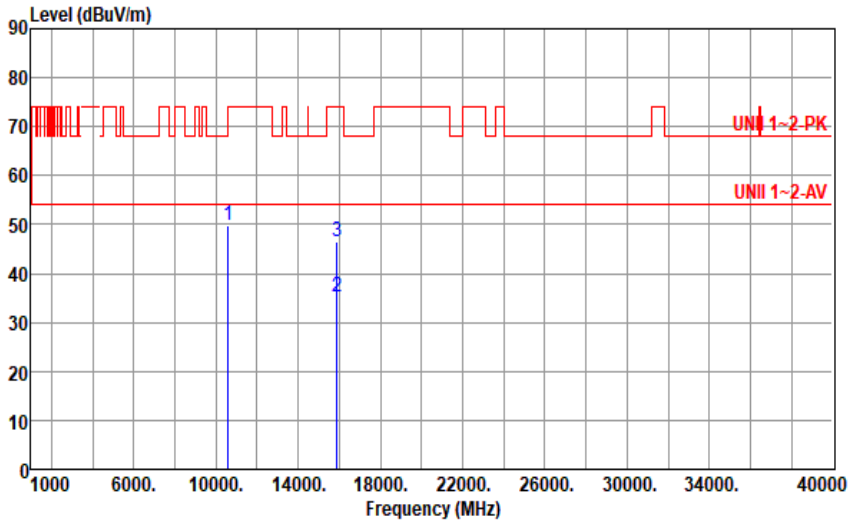

	Freq. MHz	Emission level dBuV/m	Limit dBuV/m	Margin dB	SA reading dBuV	Factor dB/m	Remark	ANT High cm	Turn Table deg
1	10580.00	49.88	68.20	-18.32	40.68	9.20	Peak	325	310
2	15870.00	35.28	54.00	-18.72	29.10	6.18	Average	295	71
3	15870.00	46.49	74.00	-27.51	40.31	6.18	Peak	295	71

Note 1: Emission Level (dBuV/m) = SA Reading (dBuV) + Factor* (dB/m)
*Factor includes antenna factor , cable loss and amplifier gain
Note 2: Margin (dB) = Emission level (dBuV/m) – Limit (dBuV/m).

Modulation	be EHT80	**Test Freq. (MHz)**	5290
Polarization	Vertical		

Test By :Akun Chung_ Temperature(℃):23 Humidity(%):64

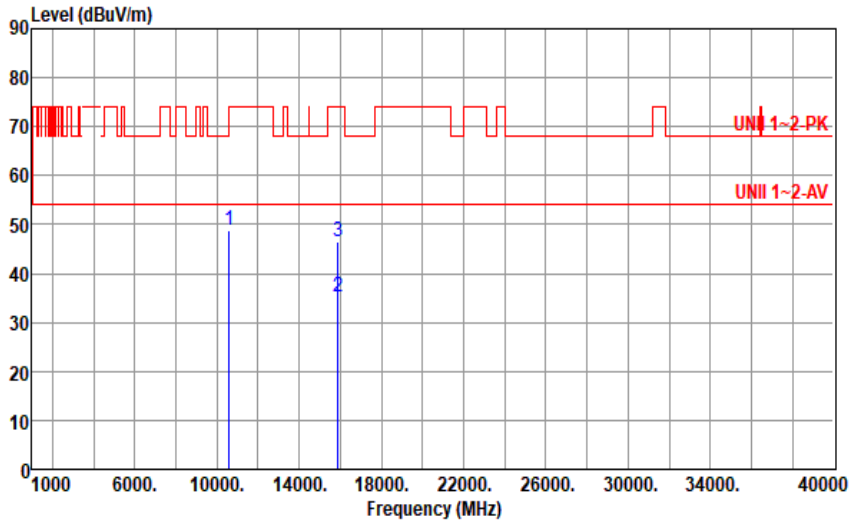

	Freq. MHz	Emission level dBuV/m	Limit dBuV/m	Margin dB	SA reading dBuV	Factor dB/m	Remark	ANT High cm	Turn Table deg
1	10580.00	48.84	68.20	-19.36	39.64	9.20	Peak	187	69
2	15870.00	35.33	54.00	-18.67	29.15	6.18	Average	174	21
3	15870.00	46.52	74.00	-27.48	40.34	6.18	Peak	174	21

Note 1: Emission Level (dBuV/m) = SA Reading (dBuV) + Factor* (dB/m)
*Factor includes antenna factor , cable loss and amplifier gain
Note 2: Margin (dB) = Emission level (dBuV/m) – Limit (dBuV/m).

Modulation	be EHT80	**Test Freq. (MHz)**	5530
Polarization	Horizontal		

Test By :Akun Chung_ Temperature(℃):23 Humidity(%):64

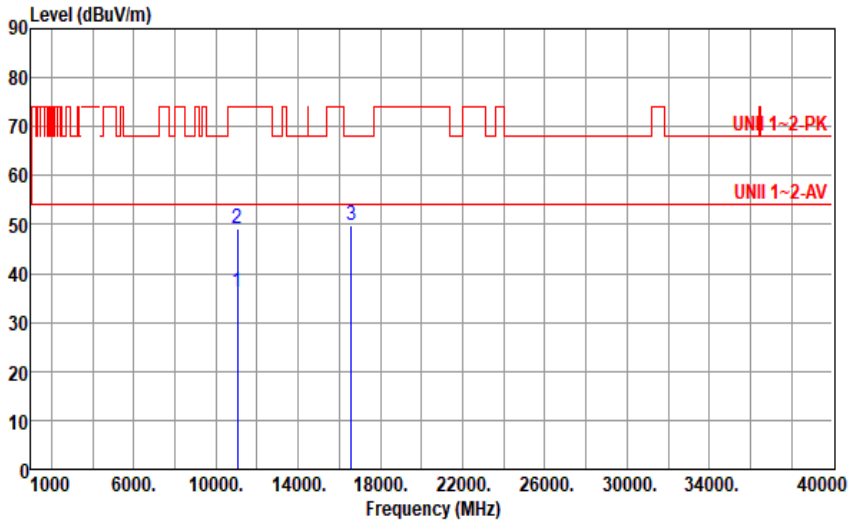

	Freq. MHz	Emission level dBuV/m	Limit dBuV/m	Margin dB	SA reading dBuV	Factor dB/m	Remark	ANT High cm	Turn Table deg
1	11060.00	36.06	54.00	-17.94	26.53	9.53	Average	234	57
2	11060.00	48.99	74.00	-25.01	39.46	9.53	Peak	234	57
3	16590.00	49.77	68.20	-18.43	42.34	7.43	Peak	316	350

Note 1: Emission Level (dBuV/m) = SA Reading (dBuV) + Factor* (dB/m)
*Factor includes antenna factor , cable loss and amplifier gain
Note 2: Margin (dB) = Emission level (dBuV/m) – Limit (dBuV/m).

Modulation	be EHT80	**Test Freq. (MHz)**	5530
Polarization	Vertical		

Test By :Akun Chung_ Temperature(℃):23 Humidity(%):64

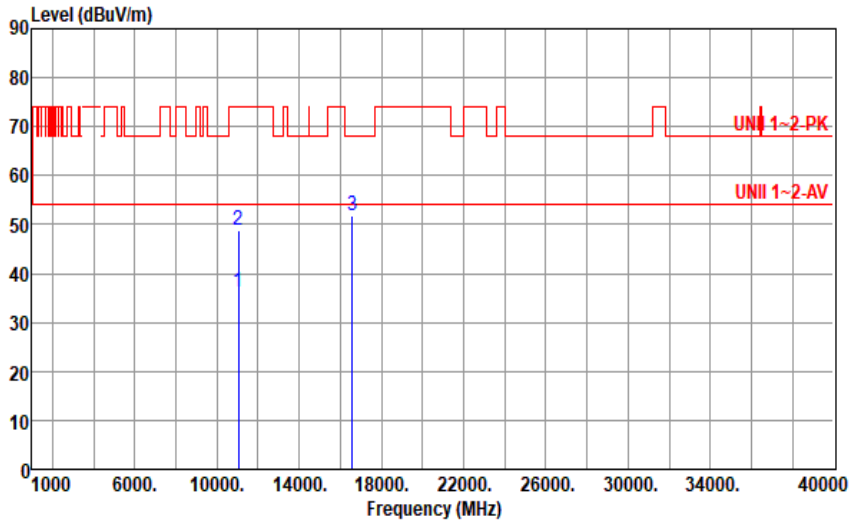

	Freq. MHz	Emission level dBuV/m	Limit dBuV/m	Margin dB	SA reading dBuV	Factor dB/m	Remark	ANT High cm	Turn Table deg
1	11060.00	36.05	54.00	-17.95	26.52	9.53	Average	238	19
2	11060.00	48.88	74.00	-25.12	39.35	9.53	Peak	238	19
3	16590.00	51.93	68.20	-16.27	44.50	7.43	Peak	273	121

Note 1: Emission Level (dBuV/m) = SA Reading (dBuV) + Factor* (dB/m)
*Factor includes antenna factor , cable loss and amplifier gain
Note 2: Margin (dB) = Emission level (dBuV/m) – Limit (dBuV/m).

Modulation	be EHT80	**Test Freq. (MHz)**	5610
Polarization	Horizontal		

Test By :Akun Chung_ Temperature(℃):23 Humidity(%):64

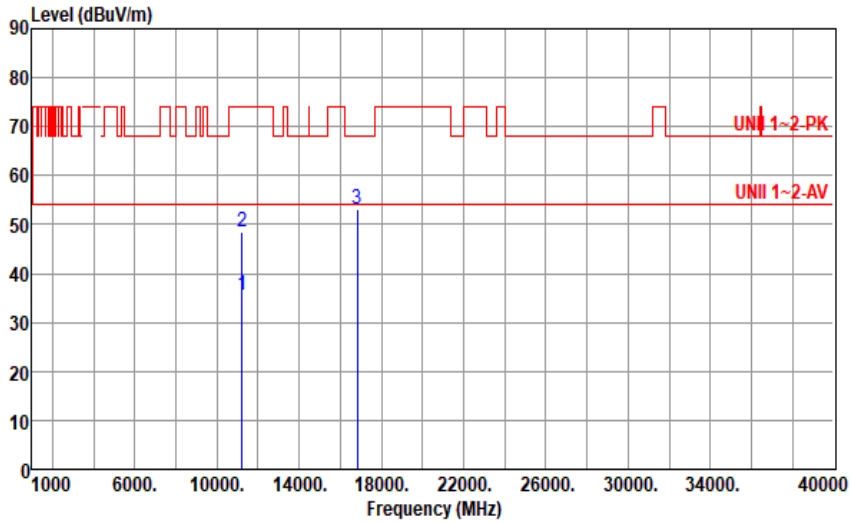

	Freq. MHz	Emission level dBuV/m	Limit dBuV/m	Margin dB	SA reading dBuV	Factor dB/m	Remark	ANT High cm	Turn Table deg
1	11220.00	35.69	54.00	-18.31	26.64	9.05	Average	301	174
2	11220.00	48.51	74.00	-25.49	39.46	9.05	Peak	301	174
3	16830.00	53.21	68.20	-14.99	45.54	7.67	Peak	207	86

Note 1: Emission Level (dBuV/m) = SA Reading (dBuV) + Factor* (dB/m)
*Factor includes antenna factor , cable loss and amplifier gain
Note 2: Margin (dB) = Emission level (dBuV/m) – Limit (dBuV/m).

Modulation	be EHT80	**Test Freq. (MHz)**	5610
Polarization	Vertical		

Test By :Akun Chung_ Temperature(℃):23 Humidity(%):64

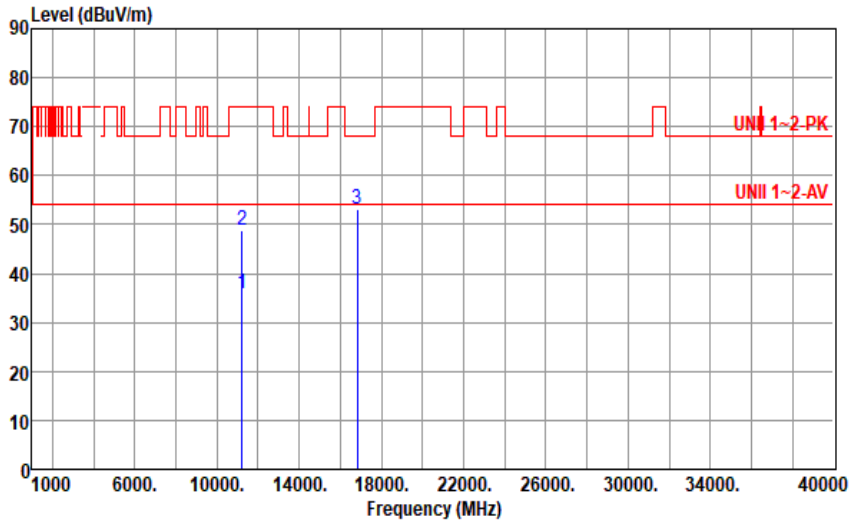

	Freq. MHz	Emission level dBuV/m	Limit dBuV/m	Margin dB	SA reading dBuV	Factor dB/m	Remark	ANT High cm	Turn Table deg
1	11220.00	35.80	54.00	-18.20	26.75	9.05	Average	257	1
2	11220.00	48.68	74.00	-25.32	39.63	9.05	Peak	257	1
3	16830.00	53.14	68.20	-15.06	45.47	7.67	Peak	269	93

Note 1: Emission Level (dBuV/m) = SA Reading (dBuV) + Factor* (dB/m)
*Factor includes antenna factor , cable loss and amplifier gain
Note 2: Margin (dB) = Emission level (dBuV/m) – Limit (dBuV/m).

Modulation	be EHT80	**Test Freq. (MHz)**	5690
Polarization	Horizontal		

Test By :Akun Chung_ Temperature(℃):23 Humidity(%):64

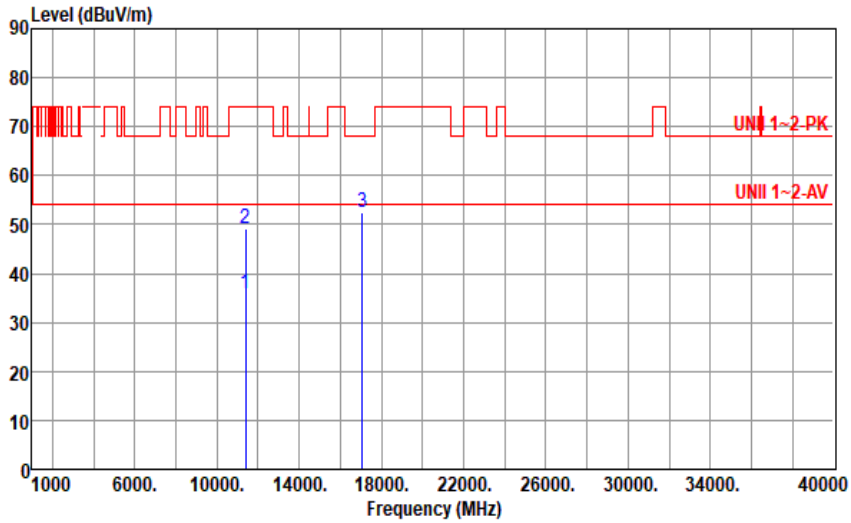

	Freq. MHz	Emission level dBuV/m	Limit dBuV/m	Margin dB	SA reading dBuV	Factor dB/m	Remark	ANT High cm	Turn Table deg
1	11380.00	35.79	54.00	-18.21	26.69	9.10	Average	303	42
2	11380.00	48.99	74.00	-25.01	39.89	9.10	Peak	303	42
3	17070.00	52.39	68.20	-15.81	45.02	7.37	Peak	177	169

Note 1: Emission Level (dBuV/m) = SA Reading (dBuV) + Factor* (dB/m)
*Factor includes antenna factor , cable loss and amplifier gain
Note 2: Margin (dB) = Emission level (dBuV/m) – Limit (dBuV/m).

Modulation	be EHT80	**Test Freq. (MHz)**	5690
Polarization	Vertical		

Test By :Akun Chung_ Temperature(℃):23 Humidity(%):64

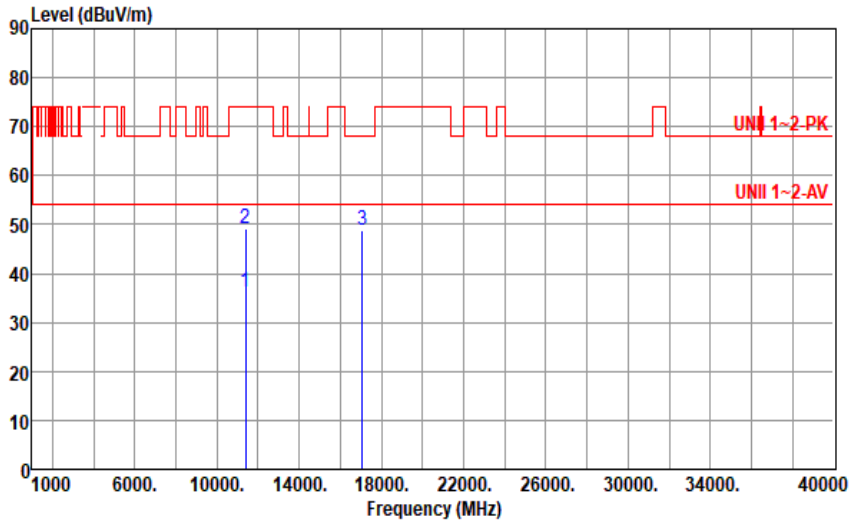

	Freq. MHz	Emission level dBuV/m	Limit dBuV/m	Margin dB	SA reading dBuV	Factor dB/m	Remark	ANT High cm	Turn Table deg
1	11380.00	36.22	54.00	-17.78	27.12	9.10	Average	279	12
2	11380.00	49.04	74.00	-24.96	39.94	9.10	Peak	279	12
3	17070.00	48.98	68.20	-19.22	41.61	7.37	Peak	338	104

Note 1: Emission Level (dBuV/m) = SA Reading (dBuV) + Factor* (dB/m)
*Factor includes antenna factor , cable loss and amplifier gain
Note 2: Margin (dB) = Emission level (dBuV/m) – Limit (dBuV/m).

Modulation	be EHT80	**Test Freq. (MHz)**	5775
Polarization	Horizontal		

Test By :Akun Chung_ Temperature(℃):23 Humidity(%):64

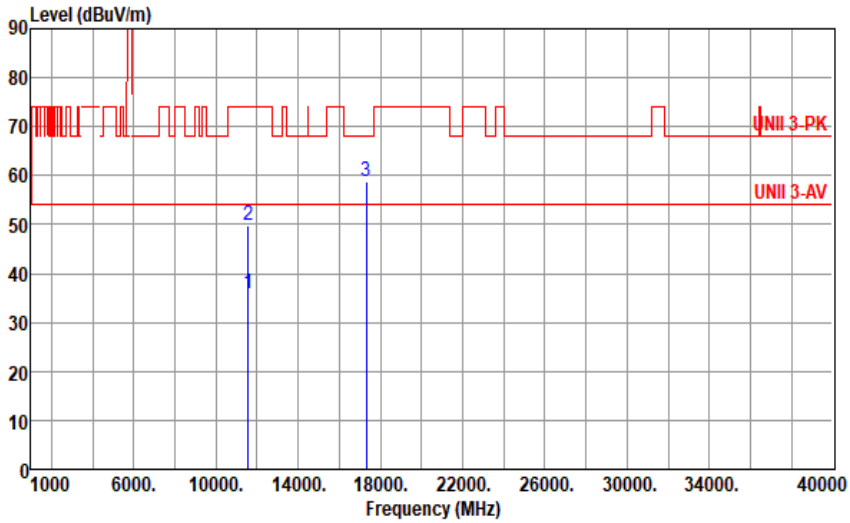

	Freq. MHz	Emission level dBuV/m	Limit dBuV/m	Margin dB	SA reading dBuV	Factor dB/m	Remark	ANT High cm	Turn Table deg
1	11550.00	35.92	54.00	-18.08	26.77	9.15	Average	162	177
2	11550.00	49.83	74.00	-24.17	40.68	9.15	Peak	162	177
3	17325.00	58.90	68.20	-9.30	51.36	7.54	Peak	177	132

Note 1: Emission Level (dBuV/m) = SA Reading (dBuV) + Factor* (dB/m)
*Factor includes antenna factor , cable loss and amplifier gain
Note 2: Margin (dB) = Emission level (dBuV/m) – Limit (dBuV/m).

Modulation	be EHT80	**Test Freq. (MHz)**	5775
Polarization	Vertical		

Test By :Akun Chung_ Temperature(℃):23 Humidity(%):64

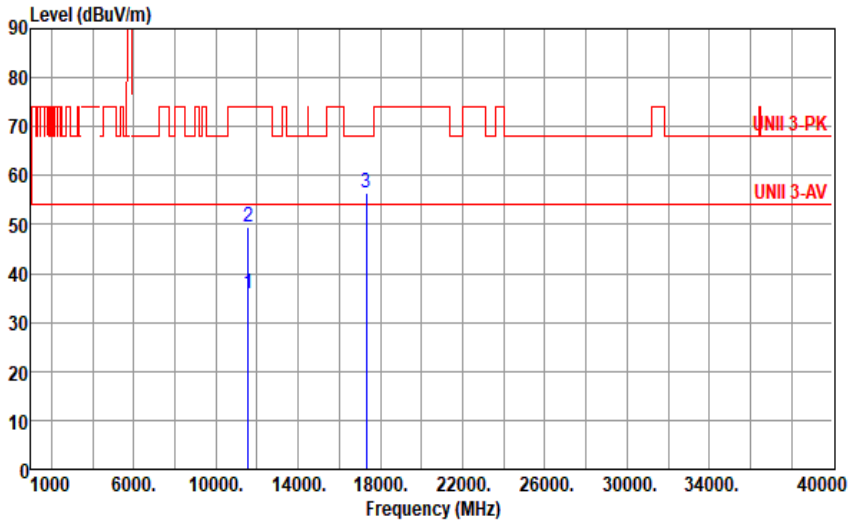

	Freq. MHz	Emission level dBuV/m	Limit dBuV/m	Margin dB	SA reading dBuV	Factor dB/m	Remark	ANT High cm	Turn Table deg
1	11550.00	35.81	54.00	-18.19	26.66	9.15	Average	190	355
2	11550.00	49.35	74.00	-24.65	40.20	9.15	Peak	190	355
3	17325.00	56.43	68.20	-11.77	48.89	7.54	Peak	163	71

Note 1: Emission Level (dBuV/m) = SA Reading (dBuV) + Factor* (dB/m)
*Factor includes antenna factor , cable loss and amplifier gain
Note 2: Margin (dB) = Emission level (dBuV/m) – Limit (dBuV/m).

Modulation	be EHT160	**Test Freq. (MHz)**	5250
Polarization	Horizontal		

Test By :Akun Chung_ Temperature(℃):23 Humidity(%):64

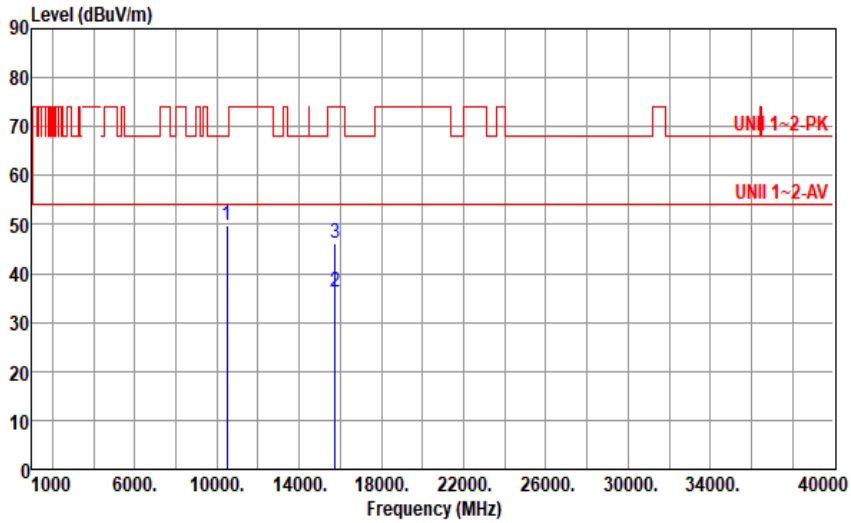

	Freq. MHz	Emission level dBuV/m	Limit dBuV/m	Margin dB	SA reading dBuV	Factor dB/m	Remark	ANT High cm	Turn Table deg
1	10500.00	49.75	68.20	-18.45	40.52	9.23	Peak	343	329
2	15750.00	36.18	54.00	-17.82	29.91	6.27	Average	300	60
3	15750.00	46.24	74.00	-27.76	39.97	6.27	Peak	300	60

Note 1: Emission Level (dBuV/m) = SA Reading (dBuV) + Factor* (dB/m)
*Factor includes antenna factor , cable loss and amplifier gain
Note 2: Margin (dB) = Emission level (dBuV/m) – Limit (dBuV/m).

Modulation	be EHT160	**Test Freq. (MHz)**	5250
Polarization	Vertical		

Test By :Akun Chung_ Temperature(℃):23 Humidity(%):64

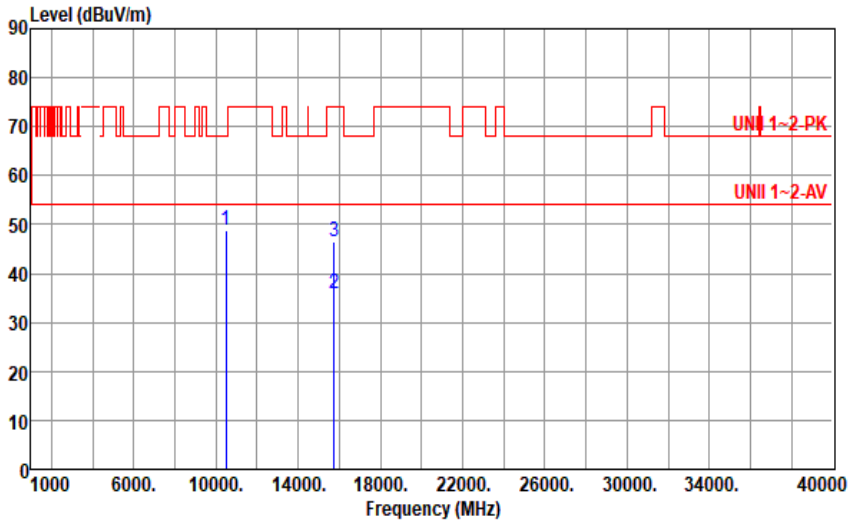

	Freq. MHz	Emission level dBuV/m	Limit dBuV/m	Margin dB	SA reading dBuV	Factor dB/m	Remark	ANT High cm	Turn Table deg
1	10500.00	48.79	68.20	-19.41	39.56	9.23	Peak	199	70
2	15750.00	35.84	54.00	-18.16	29.57	6.27	Average	162	33
3	15750.00	46.49	74.00	-27.51	40.22	6.27	Peak	162	33

Note 1: Emission Level (dBuV/m) = SA Reading (dBuV) + Factor* (dB/m)
*Factor includes antenna factor , cable loss and amplifier gain
Note 2: Margin (dB) = Emission level (dBuV/m) – Limit (dBuV/m).

Modulation	be EHT160	**Test Freq. (MHz)**	5570
Polarization	Horizontal		

Test By :Akun Chung_ Temperature(℃):23 Humidity(%):64

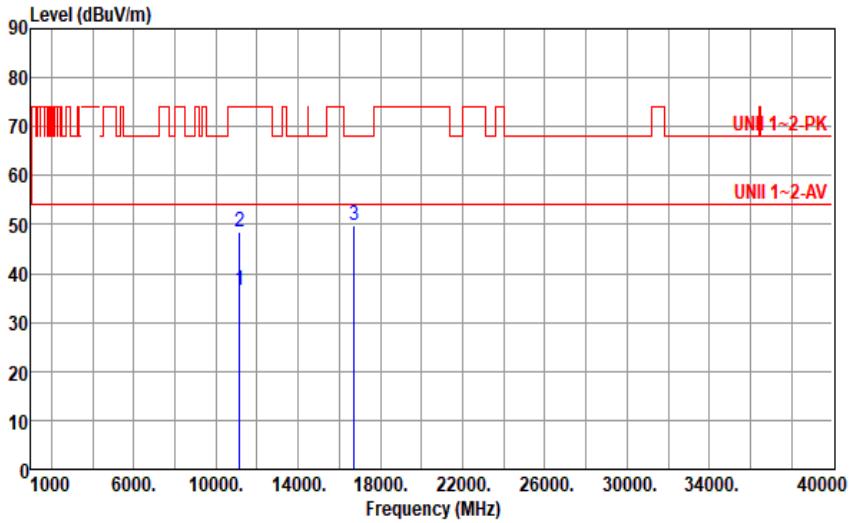

	Freq. MHz	Emission level dBuV/m	Limit dBuV/m	Margin dB	SA reading dBuV	Factor dB/m	Remark	ANT High cm	Turn Table deg
1	11140.00	36.51	54.00	-17.49	27.34	9.17	Average	312	181
2	11140.00	48.59	74.00	-25.41	39.42	9.17	Peak	312	181
3	16710.00	49.88	68.20	-18.32	42.27	7.61	Peak	194	71

Note 1: Emission Level (dBuV/m) = SA Reading (dBuV) + Factor* (dB/m)
*Factor includes antenna factor , cable loss and amplifier gain
Note 2: Margin (dB) = Emission level (dBuV/m) – Limit (dBuV/m).

Modulation	be EHT160	**Test Freq. (MHz)**	5570
Polarization	Vertical		

Test By :Akun Chung_ Temperature(℃):23 Humidity(%):64

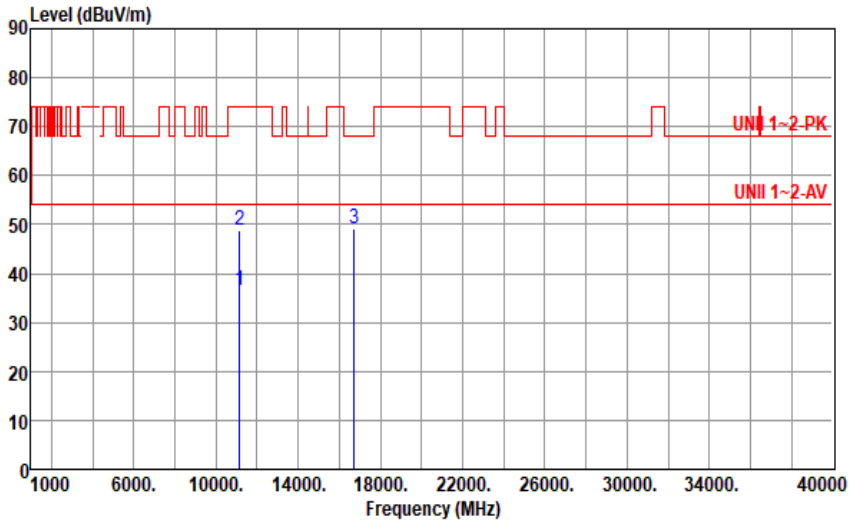

	Freq. MHz	Emission level dBuV/m	Limit dBuV/m	Margin dB	SA reading dBuV	Factor dB/m	Remark	ANT High cm	Turn Table deg
1	11140.00	36.54	54.00	-17.46	27.37	9.17	Average	266	13
2	11140.00	48.85	74.00	-25.15	39.68	9.17	Peak	266	13
3	16710.00	49.13	68.20	-19.07	41.52	7.61	Peak	279	102

Note 1: Emission Level (dBuV/m) = SA Reading (dBuV) + Factor* (dB/m)
*Factor includes antenna factor , cable loss and amplifier gain
Note 2: Margin (dB) = Emission level (dBuV/m) – Limit (dBuV/m).

Beamforming mode

Unwanted Emissions (Below 1GHz)

Modulation	be EHT40	**Test Freq. (MHz)**	5795
Polarization	Horizontal		

Test By :Brad Wu- Temperature(℃):24 Humidity(%):62

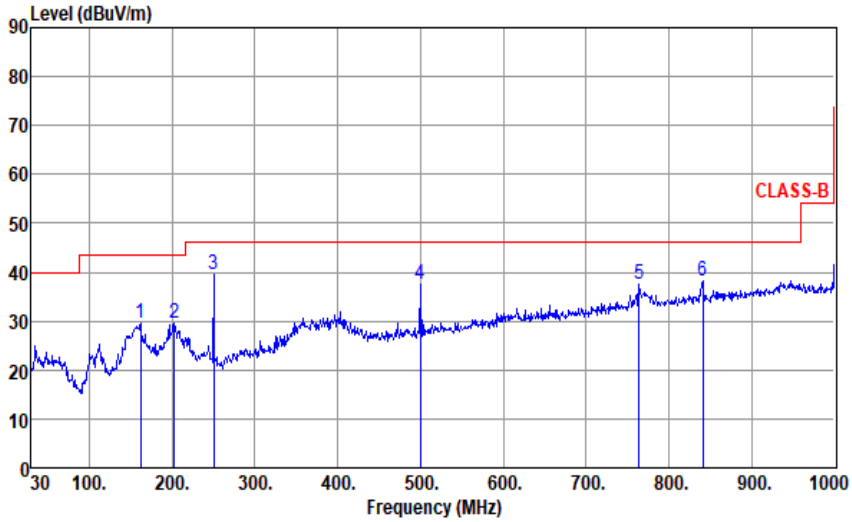

	Freq. MHz	Emission level dBuV/m	Limit dBuV/m	Margin dB	SA reading dBuV	Factor dB/m	Remark	ANT High cm	Turn Table deg
1	161.92	29.45	43.50	-14.05	38.08	-8.63	Peak	---	---
2	202.66	29.60	43.50	-13.90	41.16	-11.56	Peak	---	---
3	250.19	39.51	46.00	-6.49	48.98	-9.47	Peak	---	---
4	499.48	37.62	46.00	-8.38	39.78	-2.16	Peak	---	---
5	764.29	37.53	46.00	-8.47	33.54	3.99	Peak	---	---
6	840.92	38.24	46.00	-7.76	33.17	5.07	Peak	---	---

Note 1: Emission Level (dBuV/m) = SA Reading (dBuV) + Factor* (dB/m)
*Factor includes antenna factor , cable loss and amplifier gain
Note 2: Margin (dB) = Emission level (dBuV/m) – Limit (dBuV/m).
Note 3: All spurious emissions below 30MHz are more than 20 dB below the limit.

Modulation	be EHT40	**Test Freq. (MHz)**	5795
Polarization	Vertical		

Test By :Brad Wu- Temperature(℃):24 Humidity(%):62

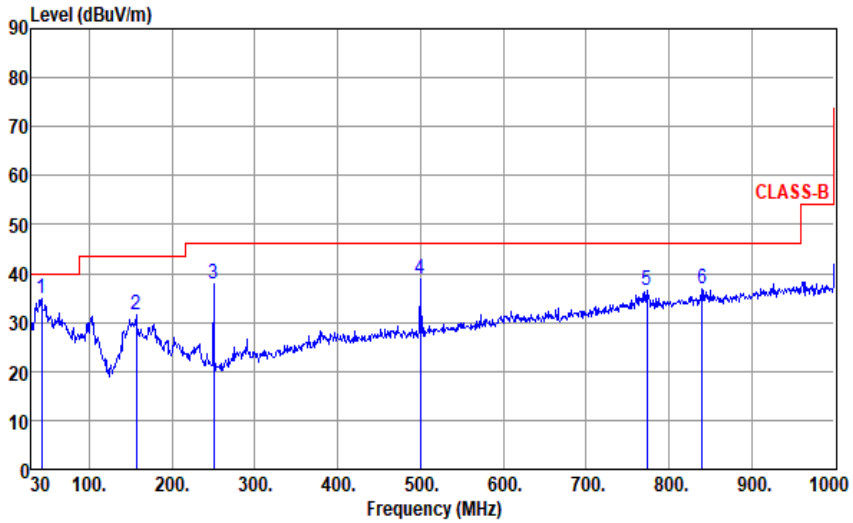

	Freq. MHz	Emission level dBuV/m	Limit dBuV/m	Margin dB	SA reading dBuV	Factor dB/m	Remark	ANT High cm	Turn Table deg
1	42.61	34.93	40.00	-5.07	43.76	-8.83	Peak	---	---
2	157.07	31.47	43.50	-12.03	39.92	-8.45	Peak	---	---
3	250.19	37.77	46.00	-8.23	47.24	-9.47	Peak	---	---
4	499.48	38.74	46.00	-7.26	40.90	-2.16	Peak	---	---
5	773.99	36.63	46.00	-9.37	32.46	4.17	Peak	---	---
6	839.95	36.96	46.00	-9.04	31.91	5.05	Peak	---	---

Note 1: Emission Level (dBuV/m) = SA Reading (dBuV) + Factor* (dB/m)
*Factor includes antenna factor , cable loss and amplifier gain
Note 2: Margin (dB) = Emission level (dBuV/m) – Limit (dBuV/m).
Note 3: All spurious emissions below 30MHz are more than 20 dB below the limit.

Unwanted Emissions (Above 1GHz)

Modulation	be EHT20	**Test Freq. (MHz)**	5180
Polarization	Horizontal		

Test By :Akun Chung_ Temperature(℃):23 Humidity(%):62

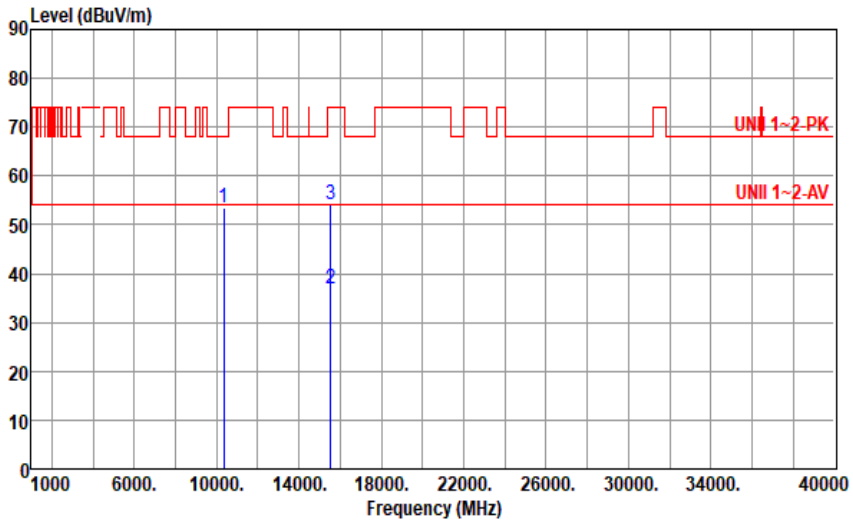

	Freq. MHz	Emission level dBuV/m	Limit dBuV/m	Margin dB	SA reading dBuV	Factor dB/m	Remark	ANT High cm	Turn Table deg
1	10360.00	53.51	68.20	-14.69	44.67	8.84	Peak	284	341
2	15540.00	36.88	54.00	-17.12	30.56	6.32	Average	133	51
3	15540.00	54.11	74.00	-19.89	47.79	6.32	Peak	133	51

Note 1: Emission Level (dBuV/m) = SA Reading (dBuV) + Factor* (dB/m)
*Factor includes antenna factor , cable loss and amplifier gain
Note 2: Margin (dB) = Emission level (dBuV/m) – Limit (dBuV/m).

Modulation	be EHT20	**Test Freq. (MHz)**	5180
Polarization	Vertical		

Test By :Akun Chung_ Temperature(℃):23 Humidity(%):62

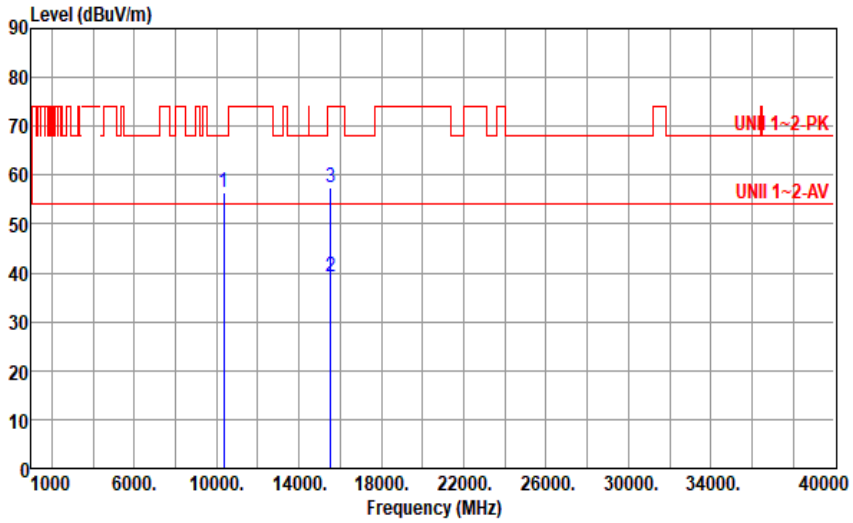

	Freq. MHz	Emission level dBuV/m	Limit dBuV/m	Margin dB	SA reading dBuV	Factor dB/m	Remark	ANT High cm	Turn Table deg
1	10360.00	56.49	68.20	-11.71	47.65	8.84	Peak	186	297
2	15540.00	39.09	54.00	-14.91	32.77	6.32	Average	308	350
3	15540.00	57.45	74.00	-16.55	51.13	6.32	Peak	308	350

Note 1: Emission Level (dBuV/m) = SA Reading (dBuV) + Factor* (dB/m)
*Factor includes antenna factor , cable loss and amplifier gain
Note 2: Margin (dB) = Emission level (dBuV/m) – Limit (dBuV/m).

Modulation	be EHT20	**Test Freq. (MHz)**	5200
Polarization	Horizontal		

Test By :Brad Wu_ Temperature(℃):23 Humidity(%):62

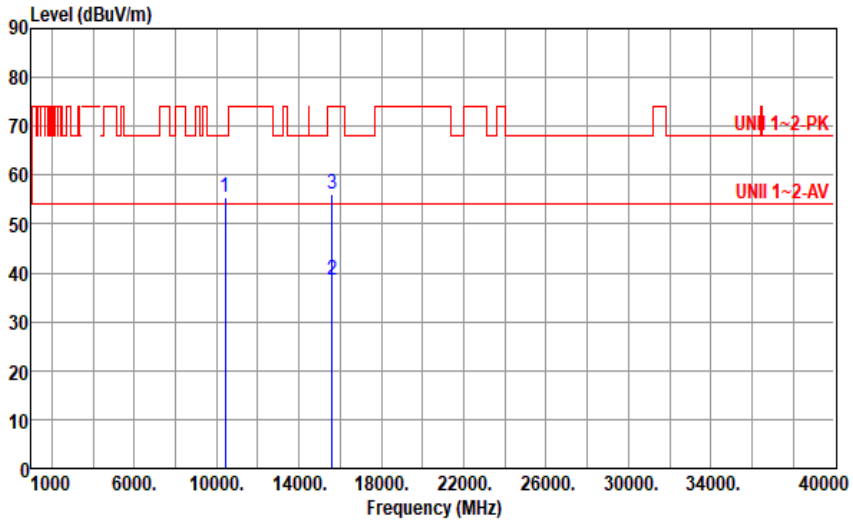

	Freq. MHz	Emission level dBuV/m	Limit dBuV/m	Margin dB	SA reading dBuV	Factor dB/m	Remark	ANT High cm	Turn Table deg
1	10400.00	55.33	68.20	-12.87	46.41	8.92	Peak	308	335
2	15600.00	38.55	54.00	-15.45	32.22	6.33	Average	125	48
3	15600.00	56.07	74.00	-17.93	49.74	6.33	Peak	125	48

Note 1: Emission Level (dBuV/m) = SA Reading (dBuV) + Factor* (dB/m)
*Factor includes antenna factor , cable loss and amplifier gain
Note 2: Margin (dB) = Emission level (dBuV/m) – Limit (dBuV/m).

Modulation	be EHT20	**Test Freq. (MHz)**	5200
Polarization	Vertical		

Test By :Brad Wu_ Temperature(℃):23 Humidity(%):62

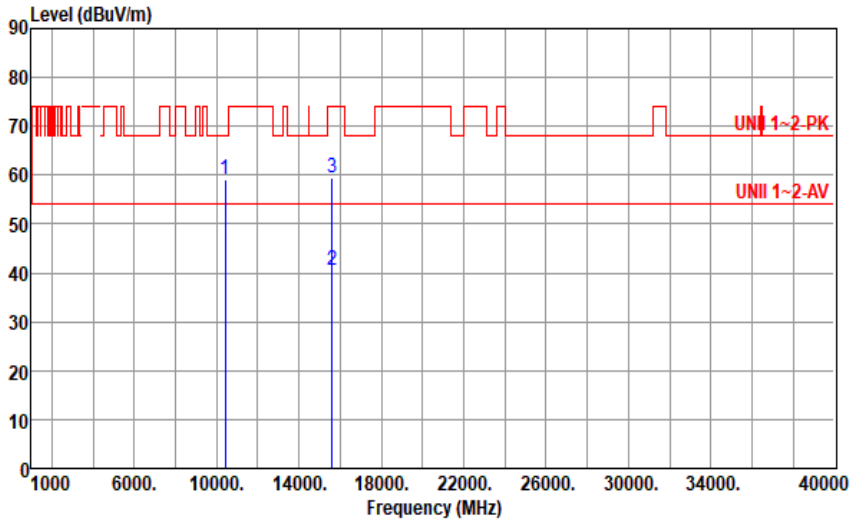

	Freq. MHz	Emission level dBuV/m	Limit dBuV/m	Margin dB	SA reading dBuV	Factor dB/m	Remark	ANT High cm	Turn Table deg
1	10400.00	58.96	68.20	-9.24	50.04	8.92	Peak	171	306
2	15600.00	40.68	54.00	-13.32	34.35	6.33	Average	297	337
3	15600.00	59.33	74.00	-14.67	53.00	6.33	Peak	297	337

Note 1: Emission Level (dBuV/m) = SA Reading (dBuV) + Factor* (dB/m)
*Factor includes antenna factor , cable loss and amplifier gain
Note 2: Margin (dB) = Emission level (dBuV/m) – Limit (dBuV/m).

Modulation	be EHT20	**Test Freq. (MHz)**	5240
Polarization	Horizontal		

Test By :Akun Chung_ Temperature(℃):23 Humidity(%):62

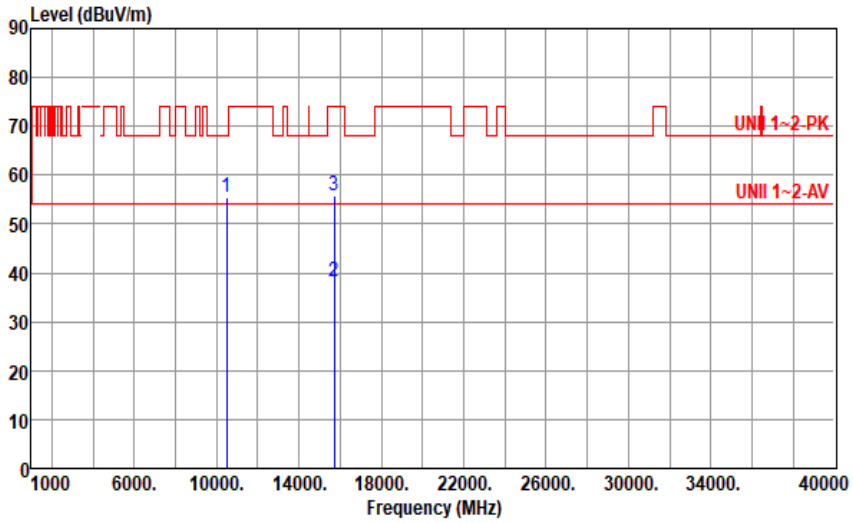

	Freq. MHz	Emission level dBuV/m	Limit dBuV/m	Margin dB	SA reading dBuV	Factor dB/m	Remark	ANT High cm	Turn Table deg
1	10480.00	55.55	68.20	-12.65	46.36	9.19	Peak	311	342
2	15720.00	38.34	54.00	-15.66	32.07	6.27	Average	133	56
3	15720.00	55.76	74.00	-18.24	49.49	6.27	Peak	133	56

Note 1: Emission Level (dBuV/m) = SA Reading (dBuV) + Factor* (dB/m)
*Factor includes antenna factor , cable loss and amplifier gain
Note 2: Margin (dB) = Emission level (dBuV/m) – Limit (dBuV/m).

Modulation	be EHT20	**Test Freq. (MHz)**	5240
Polarization	Vertical		

Test By :Akun Chung_ Temperature(℃):23 Humidity(%):62

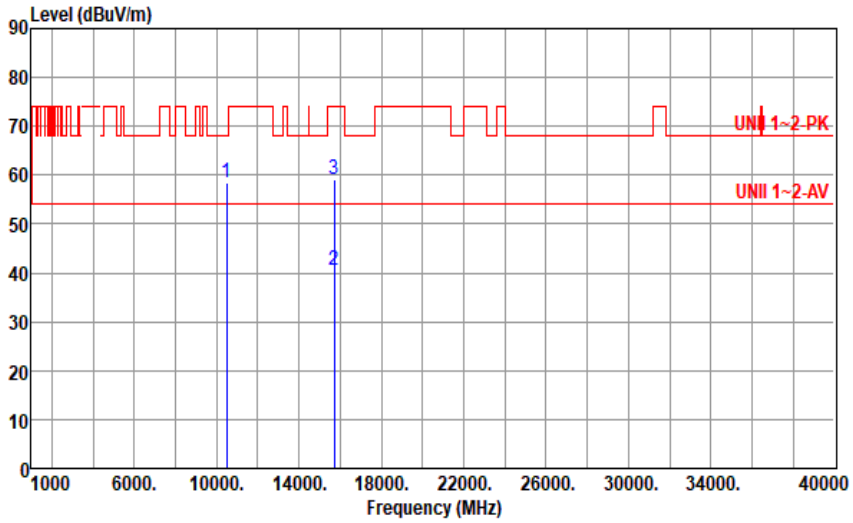

	Freq. MHz	Emission level dBuV/m	Limit dBuV/m	Margin dB	SA reading dBuV	Factor dB/m	Remark	ANT High cm	Turn Table deg
1	10480.00	58.41	68.20	-9.79	49.22	9.19	Peak	183	294
2	15720.00	40.49	54.00	-13.51	34.22	6.27	Average	301	326
3	15720.00	59.06	74.00	-14.94	52.79	6.27	Peak	301	326

Note 1: Emission Level (dBuV/m) = SA Reading (dBuV) + Factor* (dB/m)
*Factor includes antenna factor , cable loss and amplifier gain
Note 2: Margin (dB) = Emission level (dBuV/m) – Limit (dBuV/m).

Modulation	be EHT20	**Test Freq. (MHz)**	5260
Polarization	Horizontal		

Test By :Akun Chung_ Temperature(℃):23 Humidity(%):62

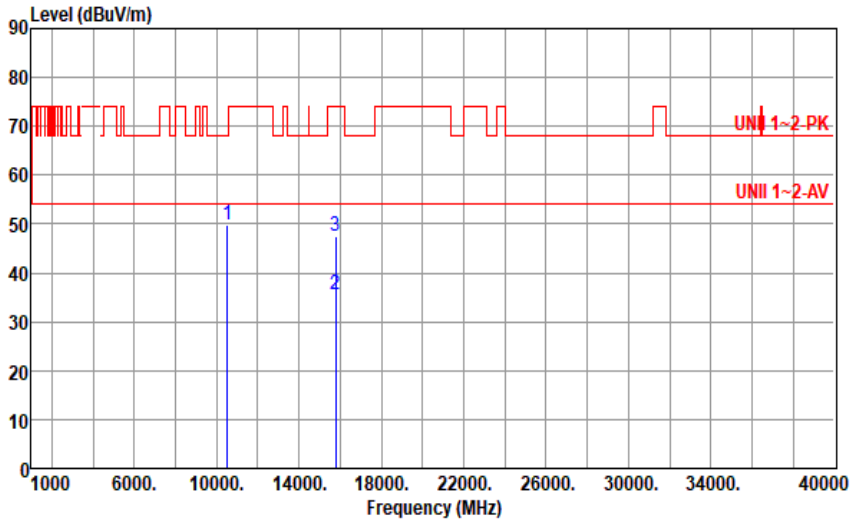

	Freq. MHz	Emission level dBuV/m	Limit dBuV/m	Margin dB	SA reading dBuV	Factor dB/m	Remark	ANT High cm	Turn Table deg
1	10520.00	49.82	68.20	-18.38	40.63	9.19	Peak	302	321
2	15780.00	35.61	54.00	-18.39	29.53	6.08	Average	144	130
3	15780.00	47.60	74.00	-26.40	41.52	6.08	Peak	144	130

Note 1: Emission Level (dBuV/m) = SA Reading (dBuV) + Factor* (dB/m)
*Factor includes antenna factor , cable loss and amplifier gain
Note 2: Margin (dB) = Emission level (dBuV/m) – Limit (dBuV/m).

Modulation	be EHT20	**Test Freq. (MHz)**	5260
Polarization	Vertical		

Test By :Akun Chung_ Temperature(℃):23 Humidity(%):62

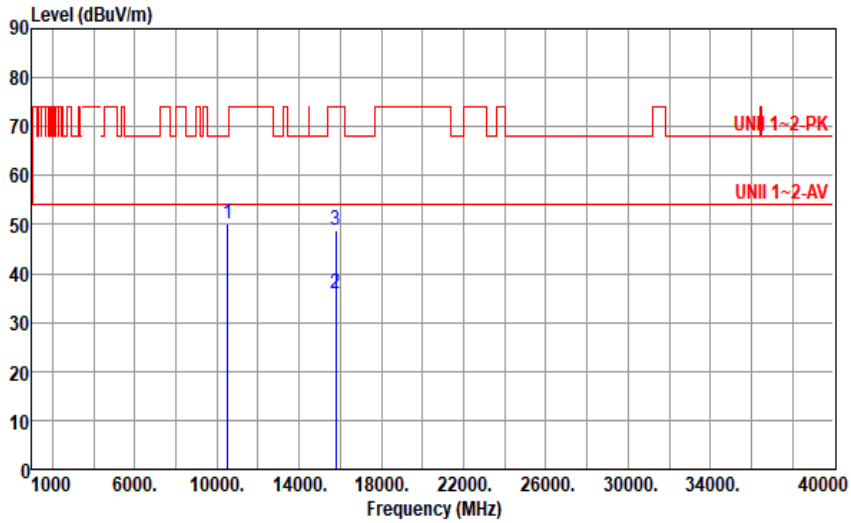

	Freq. MHz	Emission level dBuV/m	Limit dBuV/m	Margin dB	SA reading dBuV	Factor dB/m	Remark	ANT High cm	Turn Table deg
1	10520.00	50.18	68.20	-18.02	40.99	9.19	Peak	194	304
2	15780.00	35.73	54.00	-18.27	29.65	6.08	Average	312	128
3	15780.00	48.80	74.00	-25.20	42.72	6.08	Peak	312	128

Note 1: Emission Level (dBuV/m) = SA Reading (dBuV) + Factor* (dB/m)
*Factor includes antenna factor , cable loss and amplifier gain
Note 2: Margin (dB) = Emission level (dBuV/m) – Limit (dBuV/m).

Modulation	be EHT20	**Test Freq. (MHz)**	5300
Polarization	Horizontal		

Test By :Akun Chung_ Temperature(℃):23 Humidity(%):62

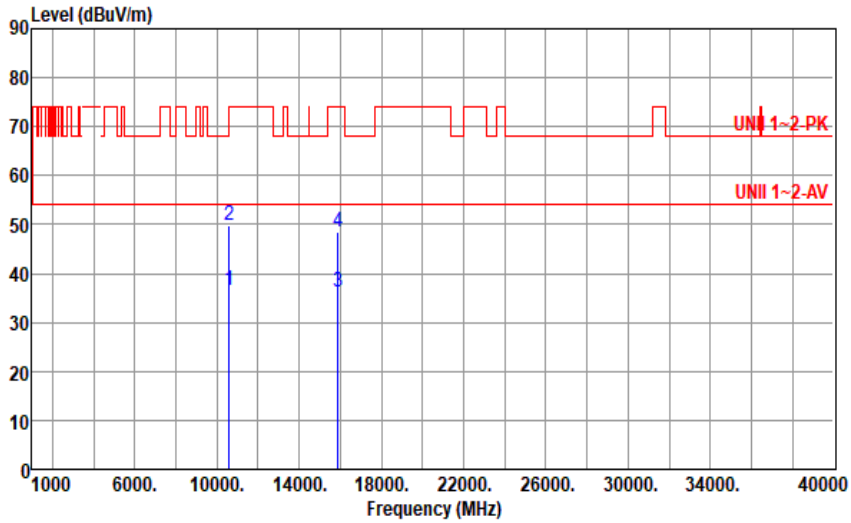

	Freq. MHz	Emission level dBuV/m	Limit dBuV/m	Margin dB	SA reading dBuV	Factor dB/m	Remark	ANT High cm	Turn Table deg
1	10600.00	36.55	54.00	-17.45	27.30	9.25	Average	309	309
2	10600.00	49.97	74.00	-24.03	40.72	9.25	Peak	309	309
3	15900.00	36.09	54.00	-17.91	29.69	6.40	Average	135	137
4	15900.00	48.35	74.00	-25.65	41.95	6.40	Peak	135	137

Note 1: Emission Level (dBuV/m) = SA Reading (dBuV) + Factor* (dB/m)
*Factor includes antenna factor , cable loss and amplifier gain
Note 2: Margin (dB) = Emission level (dBuV/m) – Limit (dBuV/m).

Modulation	be EHT20	**Test Freq. (MHz)**	5300
Polarization	Vertical		

Test By :Akun Chung_ Temperature(℃):23 Humidity(%):62

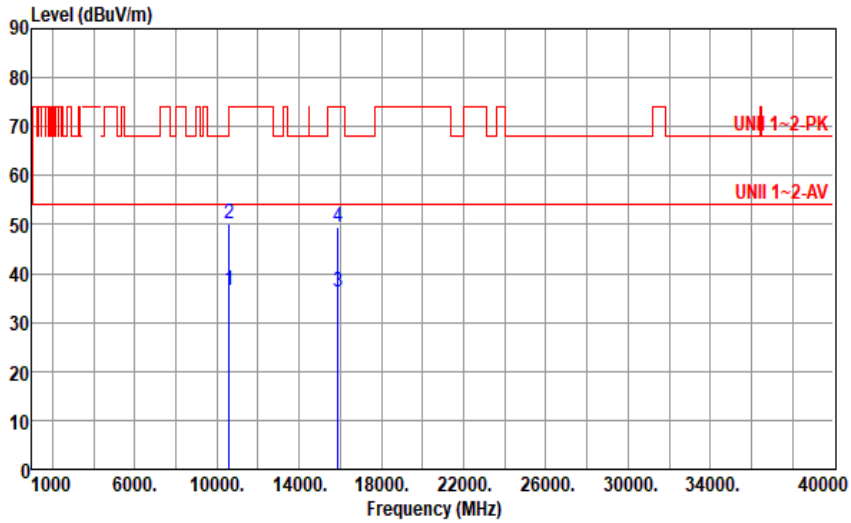

	Freq. MHz	Emission level dBuV/m	Limit dBuV/m	Margin dB	SA reading dBuV	Factor dB/m	Remark	ANT High cm	Turn Table deg
1	10600.00	36.54	54.00	-17.46	27.29	9.25	Average	185	307
2	10600.00	50.26	74.00	-23.74	41.01	9.25	Peak	185	307
3	15900.00	36.20	54.00	-17.80	29.80	6.40	Average	309	116
4	15900.00	49.35	74.00	-24.65	42.95	6.40	Peak	309	116

Note 1: Emission Level (dBuV/m) = SA Reading (dBuV) + Factor* (dB/m)
*Factor includes antenna factor , cable loss and amplifier gain
Note 2: Margin (dB) = Emission level (dBuV/m) – Limit (dBuV/m).