FCC Test Report

Equipment	:	MetroLinq 10G Tri-band Omni
Brand Name	:	IgniteNet
Model No.	:	ML-60-10G-360
FCC ID	:	HEDML10G360
Standard	:	47 CFR FCC Part 15.247
Operating Band	:	2400 MHz – 2483.5 MHz
Function	:	☒ Point-to-multipoint; ☐ Point-to-point
Applicant	:	Accton Technology Corp No. 1, Creation Rd. III, Science-based Industrial Park Hsin Chu 30077, Taiwan R.O.C.
Manufacturer (1)	:	Joy Technology (Shen Zhen) Co. Ltd HengKeng Ind., Shangpai, Shangwu, Aiqun Rd., Shiyan Town, Shenzhen 518108 China
Manufacturer (2)	:	Accton Technology Corporation No. 1, Creation Rd. III, Science-based Industrial Park Hsin Chu 30077, Taiwan R.O.C.

The product sample received on Jan. 15, 2018 and completely tested on Feb. 14, 2018. We, SPORTON, would like to declare that the tested sample has been evaluated in accordance with the procedures given in ANSI C63.10-2013 and shown compliance with the applicable technical standards.

The test results in this report apply exclusively to the tested model / sample. Without written approval of SPORTON INTERNATIONAL INC., the test report shall not be reproduced except in full.

Sam Chen
SPORTON INTERNATIONAL INC.

Testing Laboratory
1190

Table of Contents

1 GENERAL DESCRIPTION 5

1.1 Information 5
1.2 Testing Applied Standards 8
1.3 Testing Location Information 8
1.4 Measurement Uncertainty 9

2 TEST CONFIGURATION OF EUT 10

2.1 Test Channel Mode 10
2.2 The Worst Case Measurement Configuration 11
2.3 EUT Operation during Test 12
2.4 Accessories 12
2.5 Support Equipment 12
2.6 Test Setup Diagram 13

3 TRANSMITTER TEST RESULT 15

3.1 AC Power-line Conducted Emissions 15
3.2 DTS Bandwidth 17
3.3 Maximum Conducted Output Power 18
3.4 Power Spectral Density 20
3.5 Emissions in Non-restricted Frequency Bands 22
3.6 Emissions in Restricted Frequency Bands 23

4 TEST EQUIPMENT AND CALIBRATION DATA 27

APPENDIX A. TEST RESULTS OF AC POWER-LINE CONDUCTED EMISSIONS

APPENDIX B. TEST RESULTS OF DTS BANDWIDTH

APPENDIX C. TEST RESULTS OF MAXIMUM CONDUCTED OUTPUT POWER

APPENDIX D. TEST RESULTS OF POWER SPECTRAL DENSITY

APPENDIX E. TEST RESULTS OF EMISSIONS IN NON-RESTRICTED FREQUENCY BANDS

APPENDIX F. TEST RESULTS OF EMISSIONS IN RESTRICTED FREQUENCY BANDS

APPENDIX G. TEST PHOTOS

PHOTOGRAPHS OF EUT V01

Summary of Test Result

Conformance Test Specifications				
Report Clause	**Ref. Std. Clause**	**Description**	**Limit**	**Result**
1.1.2	15.203	Antenna Requirement	FCC 15.203	Complied
3.1	15.207	AC Power-line Conducted Emissions	FCC 15.207	Complied
3.2	15.247(a)	DTS Bandwidth	≥500kHz	Complied
3.3	15.247(b)	Maximum Conducted Output Power	Power [dBm]:30	Complied
3.4	15.247(e)	Power Spectral Density	PSD [dBm/3kHz]:8	Complied
3.5	15.247(d)	Emissions in Non-restricted Frequency Bands	Non-Restricted Bands: > 30 dBc	Complied
3.6	15.247(d)	Emissions in Restricted Frequency Bands	Restricted Bands: FCC 15.209	Complied

Revision History

Report No.	Version	Description	Issued Date
FR7D2701-01AA	Rev. 01	Initial issue of report	Mar. 12, 2018

1 General Description

1.1 Information

1.1.1 RF General Information

Frequency Range (MHz)	IEEE Std. 802.11	Ch. Frequency (MHz)	Channel Number
2400-2483.5	b, g, n (HT20), ac (VHT20)	2412-2462	1-11 [11]
2400-2483.5	n (HT40), ac (VHT40)	2422-2452	3-9 [7]

Band	Mode	BWch (MHz)	Nant
2.4-2.4835GHz	802.11b	20	4TX
2.4-2.4835GHz	802.11g	20	4TX
2.4-2.4835GHz	802.11n HT20	20	4TX
2.4-2.4835GHz	802.11ac VHT20	20	4TX
2.4-2.4835GHz	802.11n HT40	40	4TX
2.4-2.4835GHz	802.11ac VHT40	40	4TX

Note:
- 11b mode uses a combination of DSSS-DBPSK, DQPSK, CCK modulation.
- 11g, HT20 and HT40 use a combination of OFDM-BPSK, QPSK, 16QAM, 64QAM modulation.
- VHT20, VHT40 use a combination of OFDM-BPSK, QPSK, 16QAM, 64QAM, 256QAM modulation.
- BWch is the nominal channel bandwidth.
- Nss-Min is the minimum number of spatial streams.
- Nant is the number of outputs. e.g., 2(2,3) means have 2 outputs for port 2 and port 3. 2 means have 2 outputs for port 1 and port 2.

1.1.2 Antenna Information

Ant.	Chain	Brand	Model Name	Antenna Type	Connector	2.4GHz Gain (dBi)
1	1	Accton	OAP9432FA-3AD-0617-ACN	PCB Patch	MMCX	8.5
	2					8.9
2	3	Accton	OAP9432FA-3AD-0617-ACN	PCB Patch	MMCX	8.9
	4					8.5
3	5	Accton	OAP9432FA-3AD-0617-ACN	PCB Patch	MMCX	8.5
	6					8.9
4	7	Accton	OAP9432FA-3AD-0617-ACN	PCB Patch	MMCX	8.9
	8					8.5

Ant.	Chain	Brand	Model Name	Antenna Type	Connector	5GHz Gain (dBi)	
						Band 1	Band 4
5	1	Accton	OAP9432FA-3AD-0617-ACN	PCB Patch	MMCX	0.7	5.6
	2					11.3	6.7
6	3	Accton	OAP9432FA-3AD-0617-ACN	PCB Patch	MMCX	11.3	6.7
	4					0.7	5.6
7	5	Accton	OAP9432FA-3AD-0617-ACN	PCB Patch	MMCX	0.7	5.6
	6					11.3	6.7
8	7	Accton	OAP9432FA-3AD-0617-ACN	PCB Patch	MMCX	11.3	6.7
	8					0.7	5.6

Ant.	Brand	Model Name	Antenna Type	Connector	60GHz Gain (dBi)
9	Accton	120300000225X	Chip Ant.	N/A	17.2

Note: The EUT has eight antennas for WLAN.

The device contains three 60GHz approval module. (FCC ID: HEDML60PRS4601)

For 2.4GHz function:

Chain 1 ~ Chain 8 can be used as transmitting/receiving functions, but only four antennas can be used as transmitting/receiving functions at one time.

Chain 2 (Port 1), Chain 3 (Port 2), Chain 6 (Port 3) and Chain 7 (Port 4) generated the worst case, so it is tested and recorded in the report.

For 5GHz function:

Chain 1 ~ Chain 8 can be used as transmitting/receiving functions, but only four antennas can be used as transmitting/receiving functions at one time.

Chain 2 (Port 1), Chain 3 (Port 2), Chain 6 (Port 3) and Chain 7 (Port 4) generated the worst case, so it is tested and recorded in the report.

1.1.3 Mode Test Duty Cycle

Mode	DC	DCF(dB)	T(s)	VBW(Hz) ≥ 1/T
802.11b	0.996	0.017	n/a (DC>=0.98)	n/a (DC>=0.98)
802.11g	0.967	0.146	2.07m	1k
802.11ac VHT20	0.986	0.061	n/a (DC>=0.98)	n/a (DC>=0.98)
802.11ac VHT40	0.97	0.132	2.445m	1k

1.1.4 EUT Operational Condition

EUT Power Type	From PoE or DC 48V			
Beamforming Function	☐	With beamforming	☒	Without beamforming
Test Software Version	QCARCT Version3.0.264.0			

1.2 Testing Applied Standards

According to the specifications of the manufacturer, the EUT must comply with the requirements of the following standards:

- 47 CFR FCC Part 15
- ANSI C63.10-2013
- FCC KDB 558074 D01 v04
- FCC KDB 662911 D01 v02r01
- FCC KDB 412172 D01 v01r01

1.3 Testing Location Information

Testing Location							
☐	HWA YA	ADD	:	No. 52, Hwa Ya 1st Rd., Kwei-Shan Hsiang, Tao Yuan Hsien, Taiwan, R.O.C.			
		TEL	:	886-3-327-3456	FAX	:	886-3-318-0055
☒	JHUBEI	ADD	:	No.8, Lane 724, Bo-ai St., Jhubei City, HsinChu County 302, Taiwan, R.O.C.			
		TEL	:	886-3-656-9065	FAX	:	886-3-656-9085

Test Condition	Test Site No.	Test Engineer	Test Environment	Test Date
RF Conducted	TH01-CB	Serway Li, Owen Hsu	25.1°C / 54%	Jan. 17, 2018~Feb. 14, 2018
Radiated	03CH01-CB	Ron Huang, Benson Su	23.5°C / 64%	Jan. 15, 2018~Feb. 14, 2018
AC Conduction	CO01-CB	Howard Liu	24°C / 62%	Jan. 22, 2018

Test site Designation No. TW0006 with FCC.
Test site registered number IC 4086D with Industry Canada.

1.4 Measurement Uncertainty

ISO/IEC 17025 requires that an estimate of the measurement uncertainties associated with the emissions test results be included in the report. The measurement uncertainties given below are based on a 95% confidence level (based on a coverage factor (k=2)

Test Items	Uncertainty	Remark
Conducted Emission (150kHz ~ 30MHz)	3.2 dB	Confidence levels of 95%
Radiated Emission (30MHz ~ 1,000MHz)	3.6 dB	Confidence levels of 95%
Radiated Emission (1GHz ~ 18GHz)	3.7 dB	Confidence levels of 95%
Radiated Emission (18GHz ~ 40GHz)	3.5 dB	Confidence levels of 95%
Conducted Emission	1.7 dB	Confidence levels of 95%
Output Power Measurement	1.33 dB	Confidence levels of 95%
Power Density Measurement	1.27 dB	Confidence levels of 95%
Bandwidth Measurement	9.74×10^{-8}	Confidence levels of 95%

2 Test Configuration of EUT

2.1 Test Channel Mode

Mode	Power Setting
802.11b_Nss1,(1Mbps)_4TX	-
2412MHz	18.5
2417MHz	20
2437MHz	20
2462MHz	20.5
802.11g_Nss1,(6Mbps)_4TX	-
2412MHz	18.5
2417MHz	21
2422MHz	21
2427MHz	21
2437MHz	21
2447MHz	20.5
2452MHz	21
2457MHz	21
2462MHz	21
802.11ac VHT20_Nss1,(MCS0)_4TX	-
2412MHz	17.5
2417MHz	21
2422MHz	21
2427MHz	21
2432MHz	21
2437MHz	21.5
2447MHz	21
2452MHz	21
2457MHz	21
2462MHz	21
802.11ac VHT40_Nss1,(MCS0)_4TX	-
2422MHz	15
2427MHz	19.5
2432MHz	20
2437MHz	20
2447MHz	20
2452MHz	20

Note:
- VHT20/VHT40 covers HT20/HT40, due to same modulation. The power setting for 802.11n HT20 and HT40 are the same or lower than 802.11ac VHT20 and VHT40.

2.2 The Worst Case Measurement Configuration

The Worst Case Mode for Following Conformance Tests	
Tests Item	AC power-line conducted emissions
Condition	AC power-line conducted measurement for line and neutral
Operating Mode	CTX
1	WLAN 2.4GHz - AC mode
2	WLAN 5GHz - AC mode
3	WLAN 2.4GHz - DC mode (DC 48V)
4	WLAN 5GHz - DC mode (DC 48V)
For operating mode 2 is the worst case and it was record in this test report.	

The Worst Case Mode for Following Conformance Tests	
Tests Item	DTS Bandwidth Maximum Conducted Output Power Power Spectral Density Emissions in Non-restricted Frequency Bands
Test Condition	Conducted measurement at transmit chains

The Worst Case Mode for Following Conformance Tests	
Tests Item	Emissions in Restricted Frequency Bands
Test Condition	Radiated measurement If EUT consist of multiple antenna assembly (multiple antenna are used in EUT regardless of spatial multiplexing MIMO configuration), the radiated test should be performed with highest antenna gain of each antenna type.
Operating Mode < 1GHz	CTX
1	WLAN 2.4GHz - AC mode
2	WLAN 5GHz - AC mode
3	WLAN 2.4GHz - DC mode (DC 48V)
4	WLAN 5GHz - DC mode (DC 48V)
For operating mode 1 is the worst case and it was record in this test report.	
Operating Mode > 1GHz	CTX

The Worst Case Mode for Following Conformance Tests	
Tests Item	Simultaneous Transmission Analysis - Co-location RF Exposure Evaluation
Operating Mode	
1	WLAN 2.4GHz+WLAN 5GHz+60GHz module 1+60GHz module 2+60GHz module 3
Refer to Sporton Test Report No.: FA7D2701-01 for Co-location RF Exposure Evaluation.	

Note: 1. The EUT can only be used at Y axis position.
2. The PoE are for measurement only, would not be marketed, and its information as below:

Equipment	Brand Name	Model Name	FCC ID
PoE	GME	GME241DA-240100G	DoC
PoE	GME	GME40B-4801135FDA	DoC

2.3 EUT Operation during Test

The EUT was programmed to be in continuously transmitting mode.

2.4 Accessories

Accessories	
No.	**Description**
1	Wall-mounted rack*1

2.5 Support Equipment

For Test Site No: CO01-CB

Support Equipment				
No.	**Equipment**	**Brand Name**	**Model Name**	**FCC ID**
1	Notebook	DELL	E6430	DoC
2	Nu Stream	X TRAMUS	NuStreams-600	DoC
3	PoE	GME	GME241DA-240100G	DoC

For Test Site No: 03CH01-CB and TH01-CB

Support Equipment				
No.	**Equipment**	**Brand Name**	**Model Name**	**FCC ID**
1	Notebook	DELL	E4300	DoC
2	PoE	GME	GME40B-4801135FDA	DoC

2.6 Test Setup Diagram

Test Setup Diagram – AC Line Conducted Emission Test

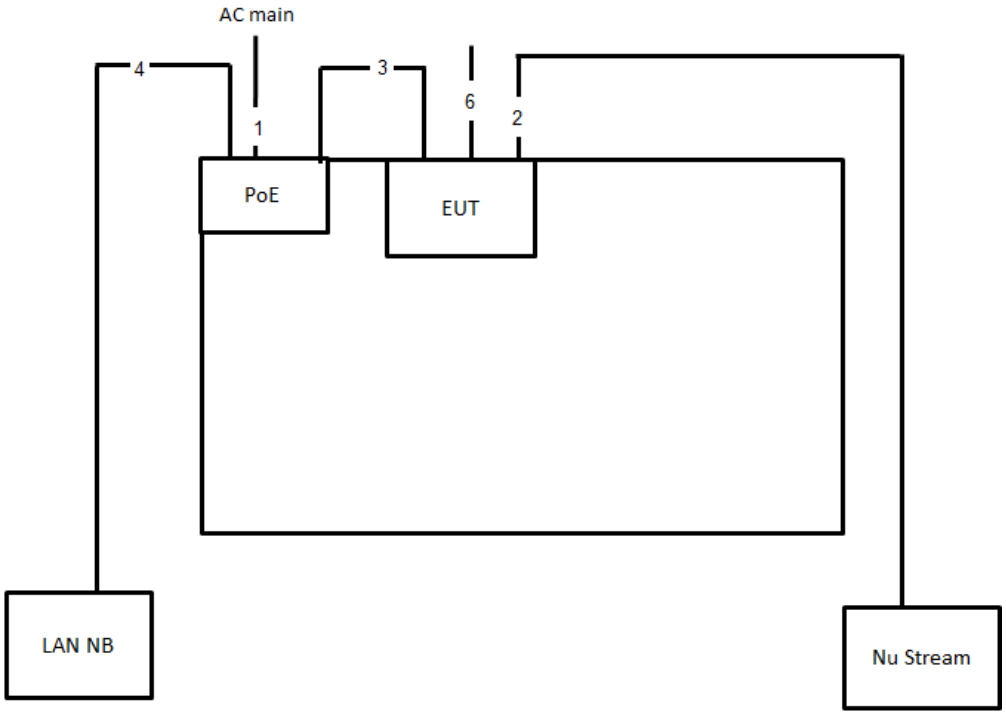

Item	Connection	Shielded	Length
1	Power cable	No	0.9m
2	Fiber cable	No	10m
3	RJ-45 cable	No	1.5m
4	RJ-45 cable	No	10m
5	RJ-45 cable	No	1.5m
6	Ground cable	No	1.5m

Test Setup Diagram - Radiated Test

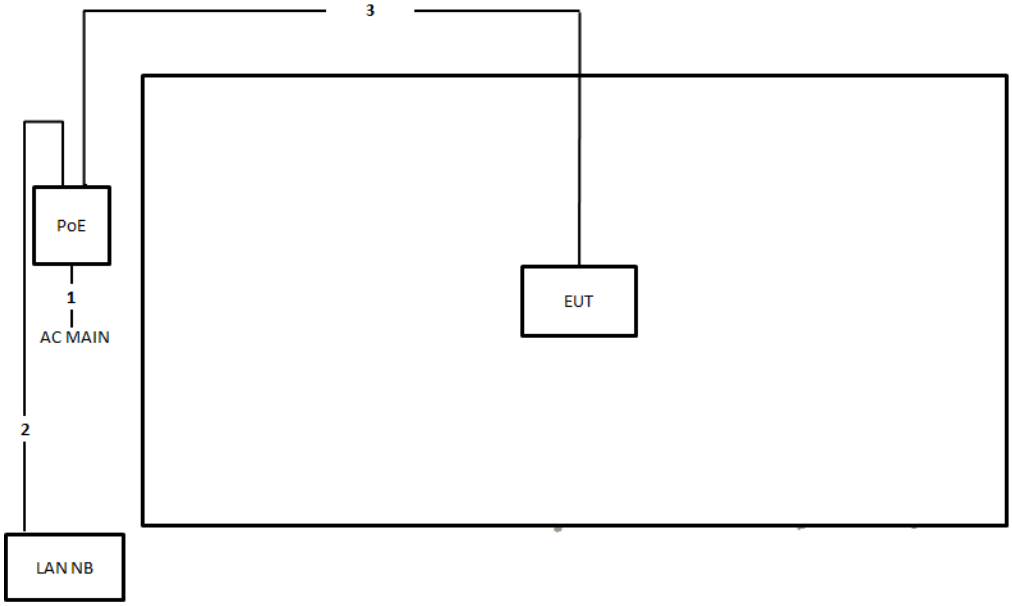

Item	Connection	Shielded	Length
1	Power cable	No	1.5m
2	RJ-45 cable	No	1.5m
3	RJ-45 cable	No	10m

3 Transmitter Test Result

3.1 AC Power-line Conducted Emissions

3.1.1 AC Power-line Conducted Emissions Limit

AC Power-line Conducted Emissions Limit		
Frequency Emission (MHz)	**Quasi-Peak**	**Average**
0.15-0.5	66 - 56 *	56 - 46 *
0.5-5	56	46
5-30	60	50
Note 1: * Decreases with the logarithm of the frequency.		

3.1.2 Measuring Instruments

Refer a test equipment and calibration data table in this test report.

3.1.3 Test Procedures

Test Method
☒ Refer as ANSI C63.10-2013, clause 6.2 for AC power-line conducted emissions.

3.1.4 Test Setup

AC Power-line Conducted Emissions

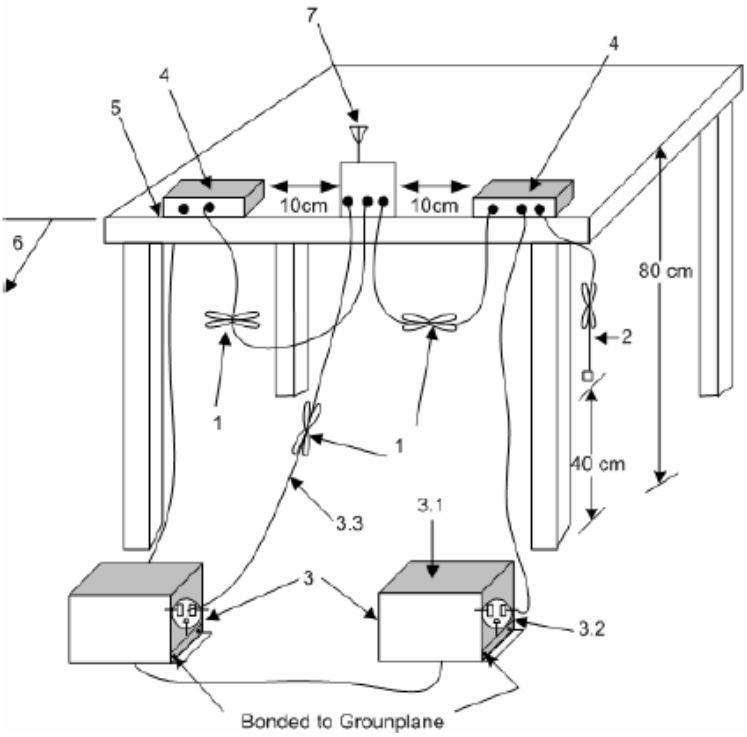

1—Interconnecting cables that hang closer than 40 cm to the ground plane shall be folded back and forth in the center forming a bundle 30 cm to 40 cm long.
2—The I/O cables that are not connected to an accessory shall be bundled in the center. The end of the cable may be terminated, if required, using the correct terminating impedance. The overall length shall not exceed 1 m.
3—EUT connected to one LISN. Unused LISN measuring port connectors shall be terminated in 50 Ω loads. LISN may be placed on top of, or immediately beneath, reference ground plane.
3.1—All other equipment powered from additional LISN(s).
3.2—A multiple-outlet strip may be used for multiple power cords of non-EUT equipment.
3.3—LISN at least 80 cm from nearest part of EUT chassis.
4—Non-EUT components of EUT system being tested.
5—Rear of EUT, including peripherals, shall all be aligned and flush with edge of tabletop.
6—Edge of tabletop shall be 40 cm removed from a vertical conducting plane that is bonded to the ground plane.
7—Antenna can be integral or detachable. If detachable, then the antenna shall be attached for this test.

3.1.5 Test Result of AC Power-line Conducted Emissions

Refer as Appendix A

3.2 DTS Bandwidth

3.2.1 6dB Bandwidth Limit

6dB Bandwidth Limit
Systems using digital modulation techniques:
▪ 6 dB bandwidth ≥ 500 kHz.

3.2.2 Measuring Instruments

Refer a test equipment and calibration data table in this test report.

3.2.3 Test Procedures

Test Method	
▪ For the emission bandwidth shall be measured using one of the options below:	
	☒ Refer as FCC KDB 558074, clause 8.1 Option 1 for 6 dB bandwidth measurement.
	☐ Refer as FCC KDB 558074, clause 8.2 Option 2 for 6 dB bandwidth measurement.
	☐ Refer as ANSI C63.10, clause 6.9.1 for occupied bandwidth testing.

3.2.4 Test Setup

Emission Bandwidth



3.2.5 Test Result of Emission Bandwidth

Refer as Appendix B

3.3 Maximum Conducted Output Power

3.3.1 Maximum Conducted Output Power Limit

Maximum Conducted Output Power Limit			
	▪ If $G_{TX} \leq 6$ dBi, then $P_{Out} \leq 30$ dBm (1 W)		
	▪ Point-to-multipoint systems (P2M): If $G_{TX} > 6$ dBi, then $P_{Out} = 30 – (G_{TX} – 6)$ dBm		
	▪ Point-to-point systems (P2P): If $G_{TX} > 6$ dBi, then $P_{Out} = 30 – (G_{TX} – 6)/3$ dBm		
	▪ Smart antenna system (SAS):		
		- Single beam: If $G_{TX} > 6$ dBi, then $P_{Out} = 30 – (G_{TX} – 6)/3$ dBm	
		- Overlap beam: If $G_{TX} > 6$ dBi, then $P_{Out} = 30 – (G_{TX} – 6)/3$ dBm	
		- Aggregate power on all beams: If $G_{TX} > 6$ dBi, then $P_{Out} = 30 – (G_{TX} – 6)/3 + 8$dB dBm	
P_{Out} = maximum peak conducted output power or maximum conducted output power in dBm, **G_{TX}** = the maximum transmitting antenna directional gain in dBi.			

3.3.2 Measuring Instruments

Refer a test equipment and calibration data table in this test report.

3.3.3 Test Procedures

Test Method	
▪ Maximum Peak Conducted Output Power	
	☐ Refer as FCC KDB 558074, clause 9.1.1 Option 1 (RBW ≥ EBW method).
	☐ Refer as FCC KDB 558074, clause 9.1.2 Option 2 (peak power meter for VBW ≥ DTS BW)
▪ Maximum Conducted Output Power	
	[duty cycle ≥ 98% or external video / power trigger]
	☐ Refer as FCC KDB 558074, clause 9.2.2.2 Method AVGSA-1 (spectral trace averaging).
	☐ Refer as FCC KDB 558074, clause 9.2.2.3 Method AVGSA-1 Alt. (slow sweep speed)
	duty cycle < 98% and average over on/off periods with duty factor
	☐ Refer as FCC KDB 558074, clause 9.2.2.4 Method AVGSA-2 (spectral trace averaging).
	☐ Refer as FCC KDB 558074, clause 9.2.2.5 Method AVGSA-2 Alt. (slow sweep speed)
	RF power meter and average over on/off periods with duty factor or gated trigger
	☒ Refer as FCC KDB 558074, clause 9.2.3 Method AVGPM-G (using an RF average power meter).
	☐ Refer as FCC KDB 558074, clause 9.1.2 PKPM1 Peak power meter method.
▪ For conducted measurement.	
	▪ If the EUT supports multiple transmit chains using options given below: Refer as FCC KDB 662911, In-band power measurements. Using the measure-and-sum approach, measured all transmit ports individually. Sum the power (in linear power units e.g., mW) of all ports for each individual sample and save them.
	▪ If multiple transmit chains, EIRP calculation could be following as methods: $P_{total} = P_1 + P_2 + \ldots + P_n$ (calculated in linear unit [mW] and transfer to log unit [dBm]) $EIRP_{total} = P_{total} + DG$

3.3.4 Test Setup

Maximum Conducted Output Power (Power Meter)

3.3.5 Test Result of Maximum Conducted Output Power

Refer as Appendix C

3.4 Power Spectral Density

3.4.1 Power Spectral Density Limit

Power Spectral Density Limit
▪ Power Spectral Density (PSD) ≤ 8 dBm/3kHz

3.4.2 Measuring Instruments

Refer a test equipment and calibration data table in this test report.

3.4.3 Test Procedures

Test Method			
▪ Peak power spectral density procedures that the same method as used to determine the conducted output power. If maximum peak conducted output power was measured to demonstrate compliance to the output power limit, then the peak PSD procedure below (Method PKPSD) shall be used. If maximum conducted output power was measured to demonstrate compliance to the output power limit, then one of the average PSD procedures shall be used, as applicable based on the following criteria (the peak PSD procedure is also an acceptable option).			
	☒ Refer as FCC KDB 558074, clause 10.2 Method PKPSD (RBW=3-100kHz; Detector=peak).		
	[duty cycle ≥ 98% or external video / power trigger]		
	☐ Refer as FCC KDB 558074, clause 10.3 Method AVGPSD-1 (spectral trace averaging).		
	☐ Refer as FCC KDB 558074, clause 10.4 Method AVGPSD-2 (slow sweep speed)		
	duty cycle < 98% and average over on/off periods with duty factor		
	☐ Refer as FCC KDB 558074, clause 10.5 Method AVGPSD-1 Alt (spectral trace averaging).		
	☐ Refer as FCC KDB 558074, clause 10.6 Method AVGPSD-2 Alt. (slow sweep speed)		
▪ For conducted measurement.			
	▪ If The EUT supports multiple transmit chains using options given below:		
		☒ Option 1: Measure and sum the spectra across the outputs. Refer as FCC KDB 662911, In-band power spectral density (PSD). Sample all transmit ports simultaneously using a spectrum analyzer for each transmit port. Where the trace bin-by-bin of each transmit port summing can be performed. (i.e., in the first spectral bin of output 1 is summed with that in the first spectral bin of output 2 and that from the first spectral bin of output 3, and so on up to the NTX output to obtain the value for the first frequency bin of the summed spectrum.). Add up the amplitude (power) values for the different transmit chains and use this as the new data trace.	
		☐ Option 2: Measure and sum spectral maxima across the outputs. With this technique, spectra are measured at each output of the device at the required resolution bandwidth. The maximum value (peak) of each spectrum is determined. These maximum values are then summed mathematically in linear power units across the outputs. These operations shall be performed separately over frequency spans that have different out-of-band or spurious emission limits,	
		☐ Option 3: Measure and add 10 log(N) dB, where N is the number of transmit chains. Refer as FCC KDB 662911, In-band power spectral density (PSD). Performed at each transmit chains and each transmit chains shall be compared with the limit have been reduced with 10 log(N). Or each transmit chains shall be add 10 log(N) to compared with the limit.	

3.4.4 Test Setup

Power Spectral Density


3.4.5 Test Result of Power Spectral Density

Refer as Appendix D

3.5 Emissions in Non-restricted Frequency Bands

3.5.1 Emissions in Non-restricted Frequency Bands Limit

Un-restricted Band Emissions Limit	
RF output power procedure	**Limit (dB)**
Peak output power procedure	20
Average output power procedure	30

Note 1: If the peak output power procedure is used to measure the fundamental emission power to demonstrate compliance to requirements, then the peak conducted output power measured within any 100 kHz outside the authorized frequency band shall be attenuated by at least 20 dB relative to the maximum measured in-band peak PSD level.

Note 2: If the average output power procedure is used to measure the fundamental emission power to demonstrate compliance to requirements, then the power in any 100 kHz outside of the authorized frequency band shall be attenuated by at least 30 dB relative to the maximum measured in-band average PSD level.

3.5.2 Measuring Instruments

Refer a test equipment and calibration data table in this test report.

3.5.3 Test Procedures

Test Method
▪ Refer as FCC KDB 558074, clause 11 for unwanted emissions into non-restricted bands.

3.5.4 Test Setup

Emissions in Non-restricted Frequency Bands

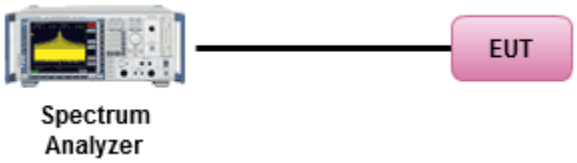

3.5.5 Test Result of Emissions in Non-restricted Frequency Bands

Refer as Appendix E

3.6 Emissions in Restricted Frequency Bands

3.6.1 Emissions in Restricted Frequency Bands Limit

Restricted Band Emissions Limit			
Frequency Range (MHz)	**Field Strength (uV/m)**	**Field Strength (dBuV/m)**	**Measure Distance (m)**
0.009~0.490	2400/F(kHz)	48.5 - 13.8	300
0.490~1.705	24000/F(kHz)	33.8 - 23	30
1.705~30.0	30	29	30
30~88	100	40	3
88~216	150	43.5	3
216~960	200	46	3
Above 960	500	54	3

Note 1: Test distance for frequencies at or above 30 MHz, measurements may be performed at a distance other than the limit distance provided they are not performed in the near field and the emissions to be measured can be detected by the measurement equipment. When performing measurements at a distance other than that specified, the results shall be extrapolated to the specified distance using an extrapolation factor of 20 dB/decade (inverse of linear distance for field-strength measurements, inverse of linear distance-squared for power-density measurements).

Note 2: Test distance for frequencies at below 30 MHz, measurements may be performed at a distance closer than the EUT limit distance; however, an attempt should be made to avoid making measurements in the near field. When performing measurements below 30 MHz at a closer distance than the limit distance, the results shall be extrapolated to the specified distance by either making measurements at a minimum of two or more distances on at least one radial to determine the proper extrapolation factor or by using the square of an inverse linear distance extrapolation factor (40 dB/decade). The test report shall specify the extrapolation method used to determine compliance of the EUT.

Note 3: Using the distance of 1m during the test for above 18 GHz, and the test value to correct for the distance factor at 3m.

3.6.2 Measuring Instruments

Refer a test equipment and calibration data table in this test report.

3.6.3 Test Procedures

Test Method			
▪ The average emission levels shall be measured in [duty cycle ≥ 98 or duty factor].			
▪ Refer as ANSI C63.10, clause 6.9.2.2 band-edge testing shall be performed at the lowest frequency channel and highest frequency channel within the allowed operating band.			
▪ For the transmitter unwanted emissions shall be measured using following options below:			
	▪ Refer as FCC KDB 558074, clause 12 for unwanted emissions into restricted bands.		
		☐	Refer as FCC KDB 558074, clause 12.2.5.1 Option 1 (trace averaging for duty cycle ≥98%)
		☐	Refer as FCC KDB 558074, clause 12.2.5.2 Option 2 (trace averaging + duty factor).
		☒	Refer as FCC KDB 558074, clause 12.2.5.3 Option 3 (Reduced VBW≥1/T).
		☐	Refer as ANSI C63.10, clause 4.2.3.2.3 (Reduced VBW). VBW ≥ 1/T, where T is pulse time.
		☐	Refer as ANSI C63.10, clause 4.2.3.2.4 average value of pulsed emissions.
		☒	Refer as FCC KDB 558074, clause 12.2.4 measurement procedure peak limit.
▪ For the transmitter band-edge emissions shall be measured using following options below:			
	▪ Refer as FCC KDB 558074 clause 13.1, When the performing peak or average radiated measurements, emissions within 2 MHz of the authorized band edge may be measured using the marker-delta method described below.		
	▪ Refer as FCC KDB 558074, clause 13.2 (ANSI C63.10, clause 6.9.3) for marker-delta method for band-edge measurements.		
	▪ Refer as FCC KDB 558074, clause 13.3 for narrower resolution bandwidth (100kHz) using the band power and summing the spectral levels (i.e., 1 MHz).		
▪ For conducted and cabinet radiation measurement, refer as FCC KDB 558074, clause 12.2.2.			
	▪ For conducted unwanted emissions into restricted bands (absolute emission limits). Devices with multiple transmit chains using options given below: (1) Measure and sum the spectra across the outputs or (2) Measure and add 10 log(N) dB		
	▪ For FCC KDB 662911 The methodology described here may overestimate array gain, thereby resulting in apparent failures to satisfy the out-of-band limits even if the device is actually compliant. In such cases, compliance may be demonstrated by performing radiated tests around the frequencies at which the apparent failures occurred.		

3.6.4 Test Setup

Transmitter Radiated Emissions
9kHz ~30MHz
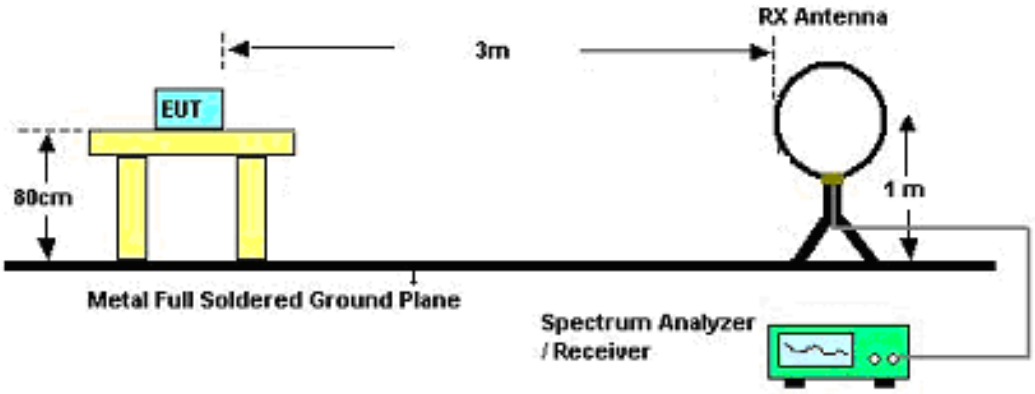
30MHz~1GHz


Above 1GHz

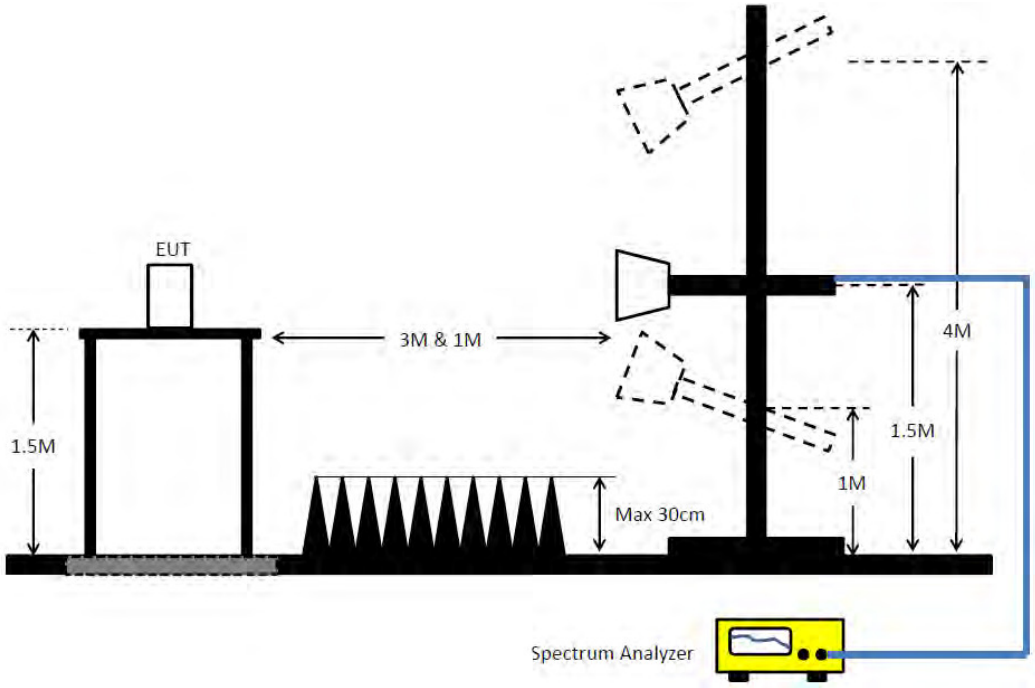

3.6.5 Transmitter Radiated Unwanted Emissions (Below 30MHz)

All amplitude of spurious emissions that are attenuated by more than 20 dB below the permissible value has no need to be reported.

3.6.6 Test Result of Transmitter Radiated Unwanted Emissions

Refer as Appendix F

4 Test Equipment and Calibration Data

Instrument	Manufacturer	Model No.	Serial No.	Characteristics	Calibration Date	Calibration Due Date	Remark
EMI Receiver	Agilent	N9038A	My52260123	9kHz ~ 8.45GHz	Jan. 23, 2017	Jan. 22, 2018	Conduction (CO01-CB)
LISN	F.C.C.	FCC-LISN-50-16-2	04083	150kHz ~ 100MHz	Dec. 20, 2017	Dec. 19, 2018	Conduction (CO01-CB)
LISN	Schwarzbeck	NSLK 8127	8127647	9kHz ~ 30MHz	Dec. 29, 2017	Dec. 28, 2018	Conduction (CO01-CB)
COND Cable	Woken	Cable	01	150kHz ~ 30MHz	May 23, 2017	May 22, 2018	Conduction (CO01-CB)
Software	Audix	E3	6.120210n	-	N.C.R.	N.C.R.	Conduction (CO01-CB)
BILOG ANTENNA with 6dB Attenuator	TESEQ & EMCI	CBL6112D & N-6-06	37880 & AT-N0609	20MHz ~ 2GHz	Aug. 30, 2017	Aug. 29, 2018	Radiation (03CH01-CB)
Horn Antenna	EMCO	3115	00075790	750MHz ~ 18GHz	Nov. 20, 2017	Nov. 19, 2018	Radiation (03CH01-CB)
Horn Antenna	Schwarzbeck	BBHA 9170	BBHA9170252	15GHz ~ 40GHz	Jul. 05, 2017	Jul. 04, 2018	Radiation (03CH01-CB)
Pre-Amplifier	EMCI	EMC330N	980332	20MHz ~ 3GHz	May 02, 2017	May 01, 2018	Radiation (03CH01-CB)
Pre-Amplifier	Agilent	8449B	3008A02310	1GHz ~ 26.5GHz	Jan. 09, 2018	Jan. 08, 2019	Radiation (03CH01-CB)
Pre-Amplifier	MITEQ	TTA1840-35-HG	1864479	18GHz ~ 40GHz	Jul. 10, 2017	Jul. 09, 2018	Radiation (03CH01-CB)
Spectrum Analyzer	R&S	FSP40	100056	9kHz ~ 40GHz	Nov. 23, 2017	Nov. 22, 2018	Radiation (03CH01-CB)
EMI Test	R&S	ESCS	100355	9kHz ~ 2.75GHz	May 06, 2017	May 05, 2018	Radiation (03CH01-CB)
RF Cable-low	Woken	Low Cable-16+17	N/A	30 MHz ~ 1 GHz	Oct. 11, 2017	Oct. 10, 2018	Radiation (03CH01-CB)
RF Cable-high	Woken	High Cable-16	N/A	1 GHz ~ 18 GHz	Oct. 11, 2017	Oct. 10, 2018	Radiation (03CH01-CB)
RF Cable-high	Woken	High Cable-16+17	N/A	1 GHz ~ 18 GHz	Oct. 11, 2017	Oct. 10, 2018	Radiation (03CH01-CB)
RF Cable-high	Woken	High Cable-40G#1	N/A	18GHz ~ 40 GHz	Oct. 11, 2017	Oct. 10, 2018	Radiation (03CH01-CB)
RF Cable-high	Woken	High Cable-40G#2	N/A	18GHz ~ 40 GHz	Oct. 11, 2017	Oct. 10, 2018	Radiation (03CH01-CB)
Loop Antenna	R&S	HFH2-Z2	100330	9kHz - 30 MHz	Nov. 13, 2017	Nov. 12, 2018	Radiation (03CH01-CB)
Spectrum analyzer	R&S	FSV40	100979	9kHz~40GHz	Dec. 21, 2017	Dec. 20, 2018	Conducted (TH01-CB)
RF Cable-high	Woken	RG402	High Cable-06	1 GHz – 26.5 GHz	Oct. 11, 2017	Oct. 10, 2018	Conducted (TH01-CB)
RF Cable-high	Woken	RG402	High Cable-07	1 GHz –26.5 GHz	Oct. 11, 2017	Oct. 10, 2018	Conducted (TH01-CB)
RF Cable-high	Woken	RG402	High Cable-08	1 GHz –26.5 GHz	Oct. 11, 2017	Oct. 10, 2018	Conducted (TH01-CB)
RF Cable-high	Woken	RG402	High Cable-09	1 GHz –26.5 GHz	Oct. 11, 2017	Oct. 10, 2018	Conducted (TH01-CB)

Instrument	Manufacturer	Model No.	Serial No.	Characteristics	Calibration Date	Calibration Due Date	Remark
RF Cable-high	Woken	RG402	High Cable-10	1 GHz –26.5 GHz	Oct. 11, 2017	Oct. 10, 2018	Conducted (TH01-CB)
Power Sensor	Agilent	U2021XA	MY53410001	50MHz~18GHz	Nov. 20, 2017	Nov. 19, 2018	Conducted (TH01-CB)

Note: Calibration Interval of instruments listed above is one year.
"*" Calibration Interval of instruments listed above is two years.
N.C.R. means Non-Calibration required.

AC Power-line Conducted Emissions Result			
Operating Mode	2	**Power Phase**	Neutral
Operating Function	CTX		

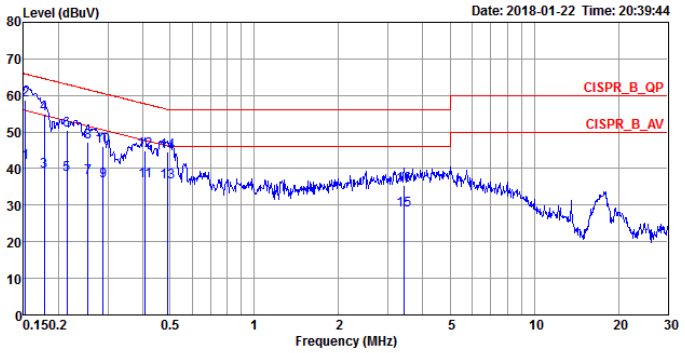

	Freq	Level	Over Limit	Limit Line	Read Level	LISN Factor	Cable Loss	Remark	Pol/Phase
	MHz	dBuV	dB	dBuV	dBuV	dB	dB		
1	0.1524	41.50	-14.37	55.87	31.24	10.10	0.16	Average	NEUTRAL
2	0.1524	58.68	-7.19	65.87	48.42	10.10	0.16	QP	NEUTRAL
3	0.1777	39.35	-15.24	54.59	29.20	10.01	0.14	Average	NEUTRAL
4	0.1777	54.77	-9.82	64.59	44.62	10.01	0.14	QP	NEUTRAL
5	0.2139	38.23	-14.82	53.05	28.06	10.05	0.12	Average	NEUTRAL
6	0.2139	50.36	-12.69	63.05	40.19	10.05	0.12	QP	NEUTRAL
7	0.2548	37.35	-14.25	51.60	27.18	10.08	0.09	Average	NEUTRAL
8	0.2548	47.21	-14.39	61.60	37.04	10.08	0.09	QP	NEUTRAL
9	0.2878	36.56	-14.03	50.59	26.37	10.12	0.07	Average	NEUTRAL
10	0.2878	45.92	-14.67	60.59	35.73	10.12	0.07	QP	NEUTRAL
11	0.4083	36.55	-11.13	47.68	26.28	10.26	0.01	Average	NEUTRAL
12	0.4083	44.98	-12.70	57.68	34.71	10.26	0.01	QP	NEUTRAL
13	0.4889	36.43	-9.76	46.19	26.15	10.23	0.05	Average	NEUTRAL
14	0.4889	44.63	-11.56	56.19	34.35	10.23	0.05	QP	NEUTRAL
15	3.4174	28.71	-17.29	46.00	18.62	9.96	0.13	Average	NEUTRAL
16	3.4174	35.35	-20.65	56.00	25.26	9.96	0.13	QP	NEUTRAL

Note 1: “>20dB” means emission levels that exceed the level of 20 dB below the applicable limit.
Note 2: “N/F” means Nothing Found emissions (No emissions were detected.)

AC Power-line Conducted Emissions Result			
Operating Mode	2	**Power Phase**	Line
Operating Function	CTX		

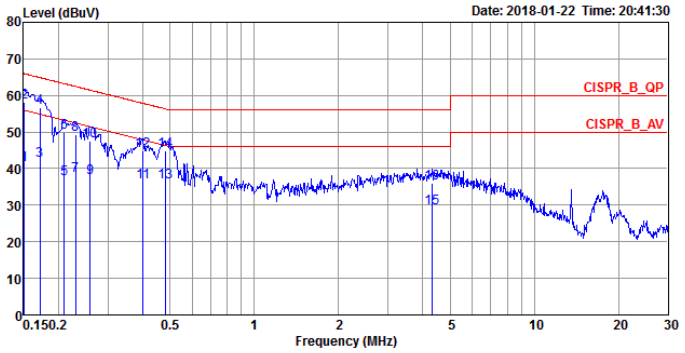

	Freq	Level	Over Limit	Limit Line	Read Level	LISN Factor	Cable Loss	Remark	Pol/Phase
	MHz	dBuV	dB	dBuV	dBuV	dB	dB		
1	0.1508	41.00	-14.96	55.96	30.84	10.00	0.16	Average	LINE
2	0.1508	58.27	-7.69	65.96	48.11	10.00	0.16	QP	LINE
3	0.1712	42.27	-12.63	54.90	32.12	10.00	0.15	Average	LINE
4	0.1712	56.66	-8.24	64.90	46.51	10.00	0.15	QP	LINE
5	0.2094	37.26	-15.97	53.23	27.22	9.92	0.12	Average	LINE
6	0.2094	49.78	-13.45	63.23	39.74	9.92	0.12	QP	LINE
7	0.2304	37.99	-14.45	52.44	27.97	9.92	0.10	Average	LINE
8	0.2304	49.42	-13.02	62.44	39.40	9.92	0.10	QP	LINE
9	0.2589	37.60	-13.87	51.47	27.60	9.92	0.08	Average	LINE
10	0.2589	47.52	-13.95	61.47	37.52	9.92	0.08	QP	LINE
11	0.3997	36.35	-11.51	47.86	26.39	9.95	0.01	Average	LINE
12	0.3997	44.77	-13.09	57.86	34.81	9.95	0.01	QP	LINE
13	0.4812	36.37	-9.95	46.32	26.37	9.95	0.05	Average	LINE
14	0.4812	44.80	-11.52	56.32	34.80	9.95	0.05	QP	LINE
15	4.3146	29.37	-16.63	46.00	19.29	9.98	0.10	Average	LINE
16	4.3146	36.08	-19.92	56.00	26.00	9.98	0.10	QP	LINE

Note 1: “>20dB” means emission levels that exceed the level of 20 dB below the applicable limit.
Note 2: “N/F” means Nothing Found emissions (No emissions were detected.)

Summary

Mode	Max-N dB (Hz)	Max-OBW (Hz)	ITU-Code	Min-N dB (Hz)	Min-OBW (Hz)
2.4-2.4835GHz	-	-	-	-	-
802.11b_Nss1,(1Mbps)_4TX	9.075M	13.343M	13M3G1D	7.075M	11.619M
802.11g_Nss1,(6Mbps)_4TX	16.325M	16.567M	16M6D1D	15.075M	16.317M
802.11ac VHT20_Nss1,(MCS0)_4TX	17.625M	17.741M	17M7D1D	10.65M	17.491M
802.11ac VHT40_Nss1,(MCS0)_4TX	35.05M	36.032M	36M0D1D	27.55M	35.182M

Max-N dB = Maximum 6dB down bandwidth; **Max-OBW** = Maximum 99% occupied bandwidth;
Min-N dB = Minimum 6dB down bandwidth; **Min-OBW** = Minimum 99% occupied bandwidth;

Result

Mode	Result	Limit (Hz)	Port 1-N dB (Hz)	Port 1-OBW (Hz)	Port 2-N dB (Hz)	Port 2-OBW (Hz)	Port 3-N dB (Hz)	Port 3-OBW (Hz)	Port 4-N dB (Hz)	Port 4-OBW (Hz)
802.11b_Nss1,(1Mbps)_4TX	-	-	-	-	-	-	-	-	-	-
2412MHz	Pass	500k	7.1M	12.744M	7.525M	12.219M	7.075M	12.319M	7.575M	12.444M
2437MHz	Pass	500k	7.6M	12.744M	9.075M	13.343M	8.075M	12.944M	7.1M	12.294M
2462MHz	Pass	500k	7.55M	12.644M	7.1M	11.619M	7.075M	12.544M	7.125M	12.194M
802.11g_Nss1,(6Mbps)_4TX	-	-	-	-	-	-	-	-	-	-
2412MHz	Pass	500k	16.275M	16.392M	16.3M	16.492M	15.275M	16.317M	15.9M	16.442M
2437MHz	Pass	500k	16.275M	16.392M	16.325M	16.567M	15.075M	16.317M	15.875M	16.442M
2462MHz	Pass	500k	16.3M	16.367M	16.325M	16.542M	15.675M	16.392M	16.325M	16.467M
802.11ac VHT20_Nss1,(MCS0)_4TX	-	-	-	-	-	-	-	-	-	-
2412MHz	Pass	500k	16.475M	17.616M	17.575M	17.716M	15M	17.516M	15.9M	17.616M
2437MHz	Pass	500k	17.5M	17.591M	17.625M	17.741M	13.175M	17.491M	17.575M	17.641M
2462MHz	Pass	500k	16.925M	17.616M	17.225M	17.716M	10.65M	17.541M	17.55M	17.641M
802.11ac VHT40_Nss1,(MCS0)_4TX	-	-	-	-	-	-	-	-	-	-
2422MHz	Pass	500k	33.2M	35.932M	32.6M	35.532M	32.55M	36.032M	33.7M	35.782M
2437MHz	Pass	500k	34.95M	35.882M	27.55M	35.182M	35.05M	36.032M	28.75M	35.732M
2452MHz	Pass	500k	28.15M	35.782M	28.45M	35.382M	29.6M	35.982M	30.3M	35.732M

Port X-N dB = Port **X** 6dB down bandwidth; **Port X-OBW** = Port **X** 99% occupied bandwidth;

802.11b_Nss1,(1Mbps)_4TX EBW

2412MHz

17/01/2018

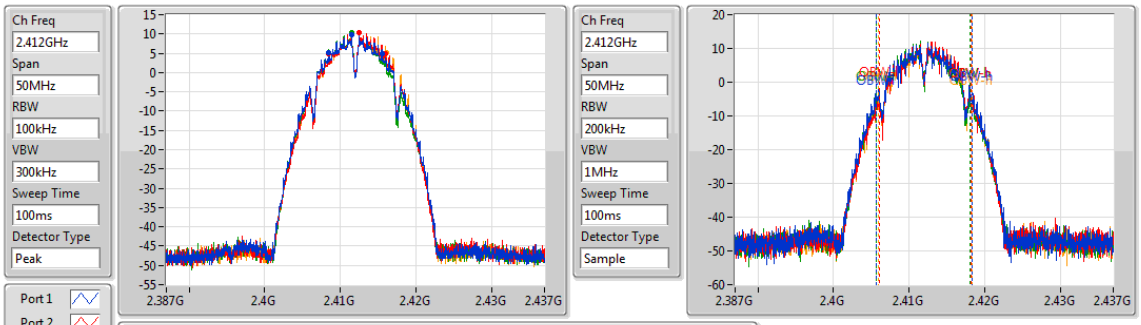

6dB(Hz)	Fl-6dB(Hz)	Fh-6dB(Hz)	OBW(Hz)	Fl-OBW(Hz)	Fh-OBW(Hz)	Limit(Hz)	Port
7.1M	2.40845G	2.41555G	12.744M	2.405653G	2.418397G	500k	1
7.525M	2.408475G	2.416G	12.219M	2.406028G	2.418247G	500k	2
7.075M	2.40845G	2.415525G	12.319M	2.405728G	2.418047G	500k	3
7.575M	2.408475G	2.41605G	12.444M	2.405903G	2.418347G	500k	4

802.11b_Nss1,(1Mbps)_4TX EBW

2437MHz

25/01/2018

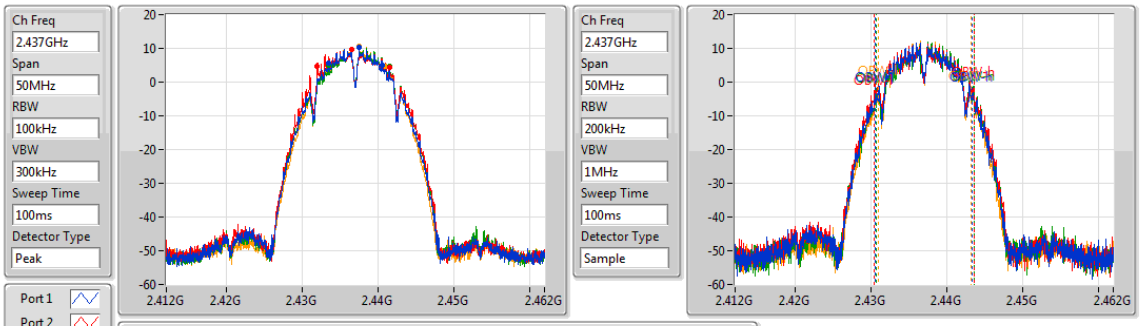

6dB(Hz)	Fl-6dB(Hz)	Fh-6dB(Hz)	OBW(Hz)	Fl-OBW(Hz)	Fh-OBW(Hz)	Limit(Hz)	Port
7.1M	2.43345G	2.44055G	12.819M	2.430578G	2.443397G	500k	1
9.575M	2.43195G	2.441525G	13.243M	2.430328G	2.443572G	500k	2
8.075M	2.43345G	2.441525G	12.944M	2.430653G	2.443597G	500k	3
7.55M	2.43345G	2.441G	12.319M	2.430903G	2.443222G	500k	4

802.11b_Nss1,(1Mbps)_4TX EBW

2462MHz

17/01/2018

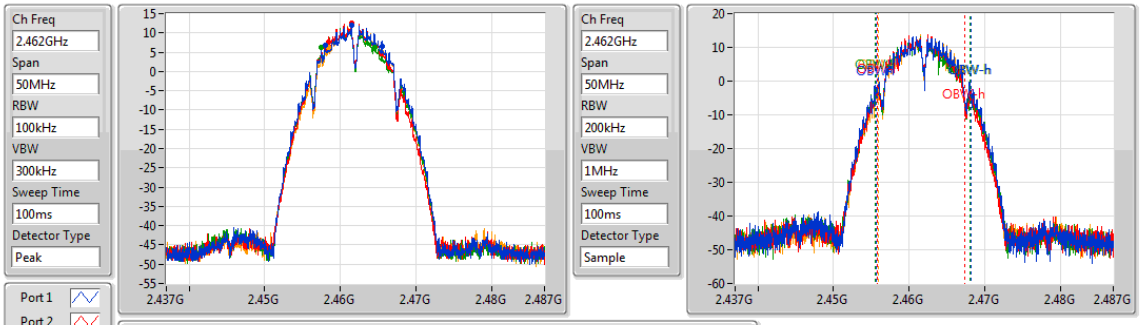

6dB(Hz)	Fl-6dB(Hz)	Fh-6dB(Hz)	OBW(Hz)	Fl-OBW(Hz)	Fh-OBW(Hz)	Limit(Hz)	Port
7.55M	2.458G	2.46555G	12.644M	2.455603G	2.468247G	500k	1
7.1M	2.458425G	2.465525G	11.619M	2.455753G	2.467372G	500k	2
7.075M	2.457475G	2.46455G	12.544M	2.455528G	2.468072G	500k	3
7.125M	2.458425G	2.46555G	12.194M	2.455928G	2.468122G	500k	4

802.11g_Nss1,(6Mbps)_4TX — EBW

2412MHz

17/01/2018

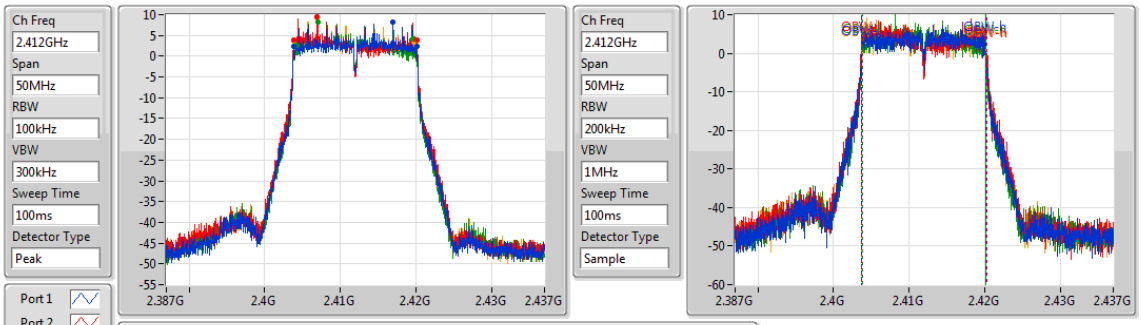

6dB(Hz)	Fl-6dB(Hz)	Fh-6dB(Hz)	OBW(Hz)	Fl-OBW(Hz)	Fh-OBW(Hz)	Limit(Hz)	Port
16.275M	2.40385G	2.420125G	16.392M	2.403779G	2.420171G	500k	1
16.3M	2.403825G	2.420125G	16.492M	2.403729G	2.420221G	500k	2
15.275M	2.40425G	2.419525G	16.317M	2.403804G	2.420121G	500k	3
15.9M	2.40385G	2.41975G	16.442M	2.403754G	2.420196G	500k	4

802.11g_Nss1,(6Mbps)_4TX — EBW

2437MHz

25/01/2018

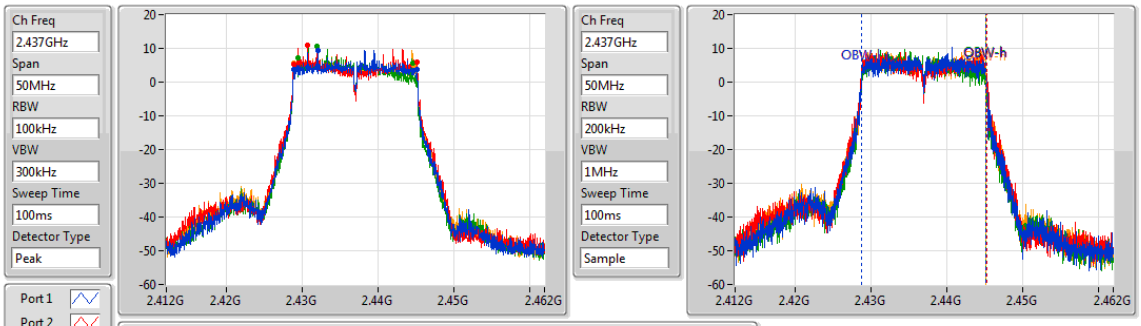

6dB(Hz)	Fl-6dB(Hz)	Fh-6dB(Hz)	OBW(Hz)	Fl-OBW(Hz)	Fh-OBW(Hz)	Limit(Hz)	Port
16.275M	2.42885G	2.445125G	16.392M	2.428779G	2.445171G	500k	1
16.325M	2.428825G	2.44515G	16.567M	2.428704G	2.445271G	500k	2
15.075M	2.42945G	2.444525G	16.317M	2.428779G	2.445096G	500k	3
15.875M	2.42885G	2.444725G	16.442M	2.428754G	2.445196G	500k	4

802.11g_Nss1,(6Mbps)_4TX — EBW

2462MHz

17/01/2018

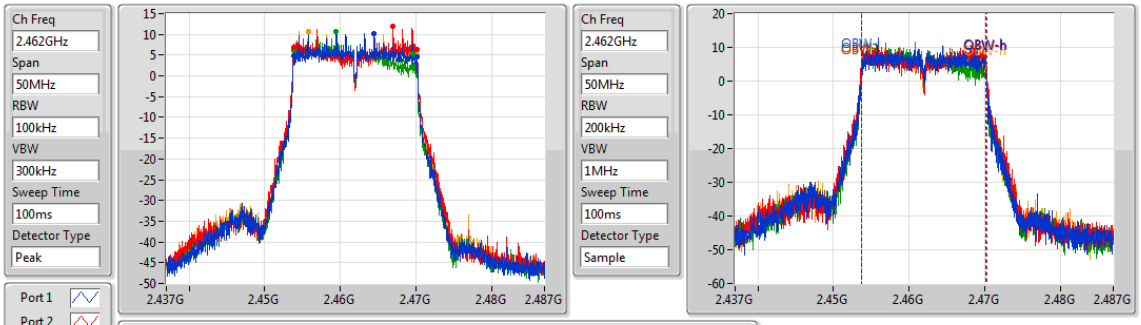

6dB(Hz)	Fl-6dB(Hz)	Fh-6dB(Hz)	OBW(Hz)	Fl-OBW(Hz)	Fh-OBW(Hz)	Limit(Hz)	Port
16.3M	2.453825G	2.470125G	16.367M	2.453779G	2.470146G	500k	1
16.325M	2.453825G	2.47015G	16.542M	2.453679G	2.470221G	500k	2
15.675M	2.45385G	2.469525G	16.392M	2.453729G	2.470121G	500k	3
16.325M	2.453825G	2.47015G	16.467M	2.453729G	2.470196G	500k	4

802.11ac VHT20_Nss1,(MCS0)_4TX EBW

2412MHz

17/01/2018

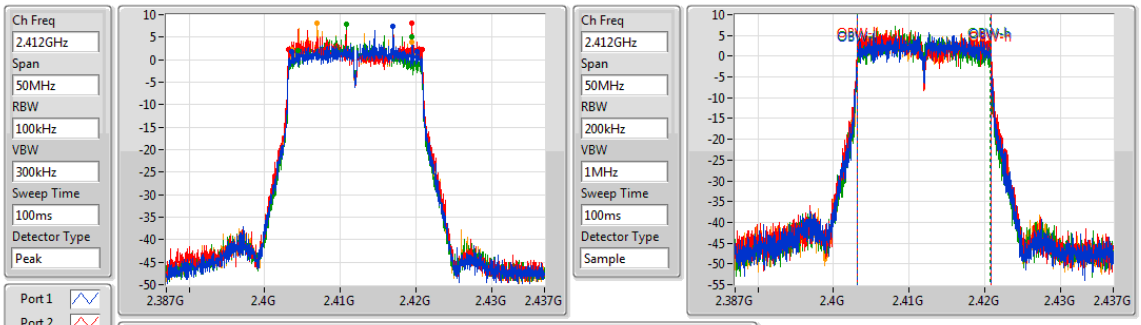

6dB(Hz)	Fl-6dB(Hz)	Fh-6dB(Hz)	OBW(Hz)	Fl-OBW(Hz)	Fh-OBW(Hz)	Limit(Hz)	Port
16.475M	2.403625G	2.4201G	17.616M	2.403179G	2.420796G	500k	1
17.575M	2.4032G	2.420775G	17.716M	2.403129G	2.420846G	500k	2
15M	2.404475G	2.419475G	17.516M	2.403204G	2.420721G	500k	3
15.9M	2.4036G	2.4195G	17.616M	2.403179G	2.420796G	500k	4

802.11ac VHT20_Nss1,(MCS0)_4TX EBW

2437MHz

25/01/2018

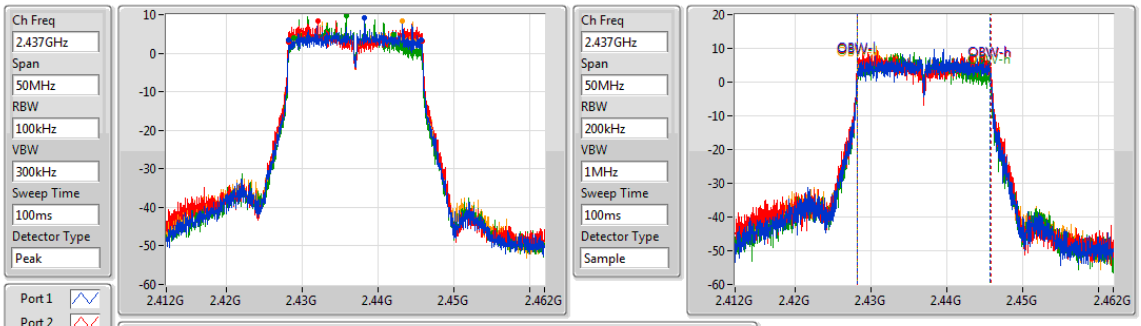

6dB(Hz)	Fl-6dB(Hz)	Fh-6dB(Hz)	OBW(Hz)	Fl-OBW(Hz)	Fh-OBW(Hz)	Limit(Hz)	Port
17.5M	2.428225G	2.445725G	17.591M	2.428179G	2.445771G	500k	1
17.625M	2.428175G	2.4458G	17.741M	2.428104G	2.445846G	500k	2
13.175M	2.428875G	2.44205G	17.491M	2.428204G	2.445696G	500k	3
17.575M	2.4282G	2.445775G	17.641M	2.428154G	2.445796G	500k	4

802.11ac VHT20_Nss1,(MCS0)_4TX EBW

2462MHz

17/01/2018

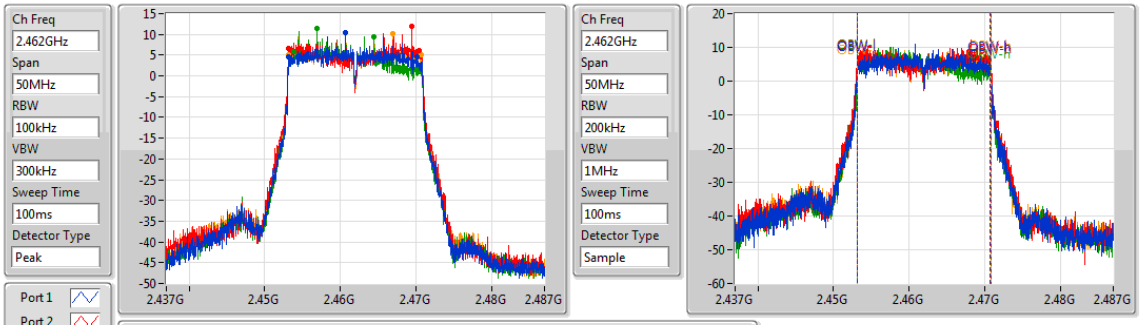

6dB(Hz)	Fl-6dB(Hz)	Fh-6dB(Hz)	OBW(Hz)	Fl-OBW(Hz)	Fh-OBW(Hz)	Limit(Hz)	Port
16.925M	2.453225G	2.47015G	17.616M	2.453154G	2.470771G	500k	1
17.225M	2.4532G	2.470425G	17.716M	2.453104G	2.470821G	500k	2
10.65M	2.45385G	2.4645G	17.541M	2.453179G	2.470721G	500k	3
17.55M	2.4532G	2.47075G	17.641M	2.453154G	2.470796G	500k	4

802.11ac VHT40_Nss1,(MCS0)_4TX EBW

2422MHz

17/01/2018

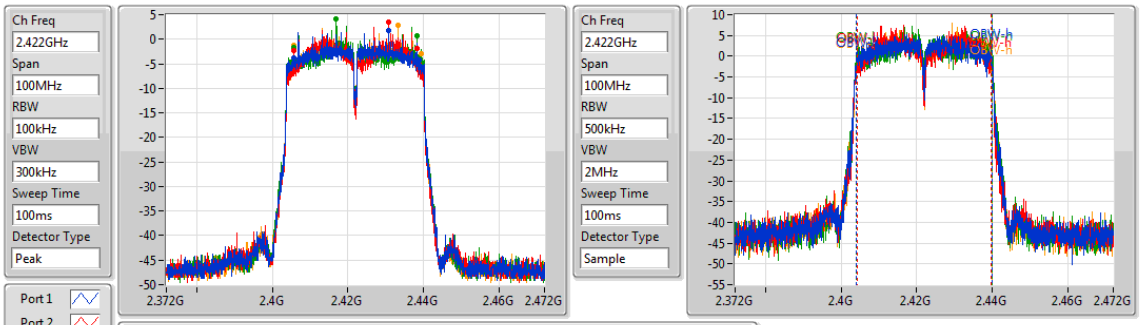

6dB(Hz)	Fl-6dB(Hz)	Fh-6dB(Hz)	OBW(Hz)	Fl-OBW(Hz)	Fh-OBW(Hz)	Limit(Hz)	Port
33.2M	2.4057G	2.4389G	35.932M	2.404009G	2.439941G	500k	1
32.6M	2.4057G	2.4383G	35.532M	2.404209G	2.439741G	500k	2
32.55M	2.4057G	2.43825G	36.032M	2.404009G	2.440041G	500k	3
33.7M	2.40575G	2.43945G	35.782M	2.404109G	2.439891G	500k	4

802.11ac VHT40_Nss1,(MCS0)_4TX EBW

2437MHz

25/01/2018

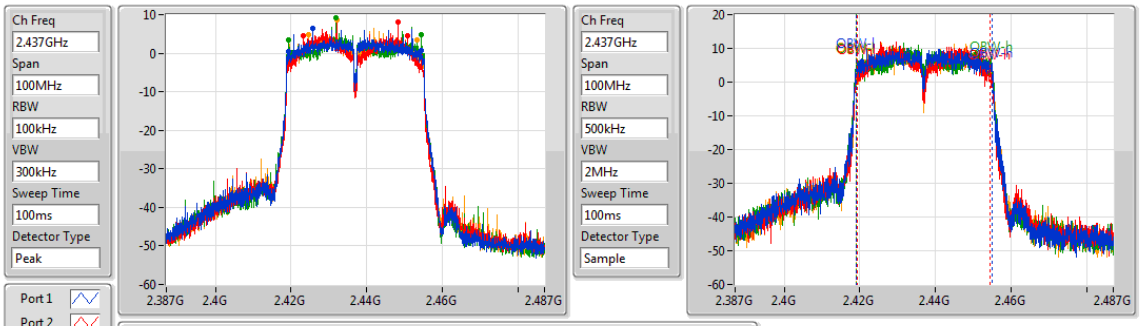

6dB(Hz)	Fl-6dB(Hz)	Fh-6dB(Hz)	OBW(Hz)	Fl-OBW(Hz)	Fh-OBW(Hz)	Limit(Hz)	Port
34.95M	2.41945G	2.4544G	35.882M	2.419009G	2.454891G	500k	1
27.55M	2.4232G	2.45075G	35.182M	2.419309G	2.454491G	500k	2
35.05M	2.41945G	2.4545G	36.032M	2.418959G	2.454991G	500k	3
28.75M	2.4245G	2.45325G	35.732M	2.419109G	2.454841G	500k	4

802.11ac VHT40_Nss1,(MCS0)_4TX EBW

2452MHz

17/01/2018

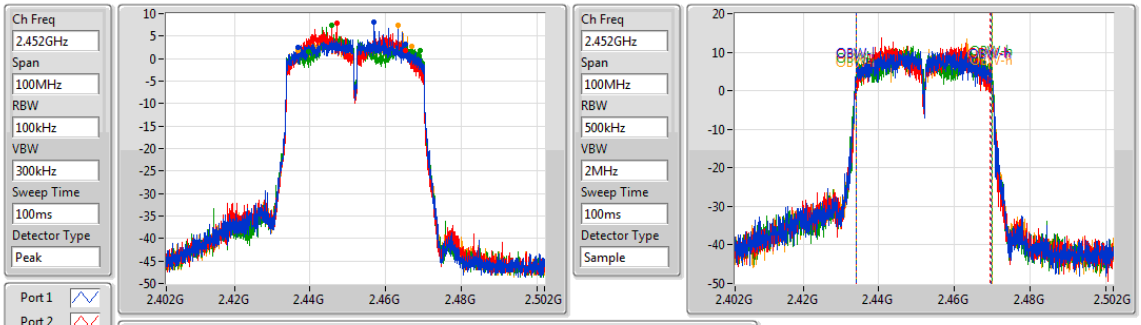

6dB(Hz)	Fl-6dB(Hz)	Fh-6dB(Hz)	OBW(Hz)	Fl-OBW(Hz)	Fh-OBW(Hz)	Limit(Hz)	Port
28.15M	2.43695G	2.4651G	35.782M	2.434009G	2.469791G	500k	1
28.45M	2.4367G	2.46515G	35.382M	2.434159G	2.469541G	500k	2
29.6M	2.4395G	2.4691G	35.982M	2.433959G	2.469941G	500k	3
30.3M	2.4367G	2.467G	35.732M	2.434109G	2.469841G	500k	4

Summary

Mode	Total Power (dBm)	Total Power (W)
2.4-2.4835GHz	-	-
802.11b_Nss1,(1Mbps)_4TX	27.08	0.51050
802.11g_Nss1,(6Mbps)_4TX	27.08	0.51050
802.11ac VHT20_Nss1,(MCS0)_4TX	26.94	0.49431
802.11ac VHT40_Nss1,(MCS0)_4TX	26.99	0.50003

Result

Mode	Result	DG (dBi)	Port 1 (dBm)	Port 2 (dBm)	Port 3 (dBm)	Port 4 (dBm)	Total Power (dBm)	Power Limit (dBm)
802.11b_Nss1,(1Mbps)_4TX	-	-	-	-	-	-	-	-
2412MHz	Pass	8.90	18.81	19.28	19.11	19.15	25.11	27.10
2417MHz	Pass	8.90	20.41	20.88	20.56	20.55	26.62	27.10
2437MHz	Pass	8.90	20.35	20.77	20.41	20.56	26.55	27.10
2462MHz	Pass	8.90	20.87	21.31	20.92	21.14	27.08	27.10
802.11g_Nss1,(6Mbps)_4TX	-	-	-	-	-	-	-	-
2412MHz	Pass	8.90	18.42	19.02	18.68	18.51	24.68	27.10
2417MHz	Pass	8.90	20.69	21.19	20.76	20.89	26.91	27.10
2422MHz	Pass	8.90	20.77	21.37	20.85	21.07	27.04	27.10
2427MHz	Pass	8.90	20.77	21.33	20.72	21.02	26.99	27.10
2437MHz	Pass	8.90	20.88	21.30	21.03	21.02	27.08	27.10
2447MHz	Pass	8.90	20.35	20.95	20.42	20.61	26.61	27.10
2452MHz	Pass	8.90	20.79	21.34	20.86	21.02	27.03	27.10
2457MHz	Pass	8.90	20.76	21.12	20.82	21.10	26.97	27.10
2462MHz	Pass	8.90	20.95	21.34	20.91	21.01	27.08	27.10
802.11ac VHT20_Nss1,(MCS0)_4TX	-	-	-	-	-	-	-	-
2412MHz	Pass	8.90	17.25	17.98	17.46	17.32	23.53	27.10
2417MHz	Pass	8.90	20.50	21.18	20.58	20.70	26.77	27.10
2422MHz	Pass	8.90	20.44	21.19	20.63	20.86	26.81	27.10
2427MHz	Pass	8.90	20.52	21.25	20.49	20.88	26.82	27.10
2432MHz	Pass	8.90	20.60	21.28	20.54	21.00	26.89	27.10
2437MHz	Pass	8.90	20.68	21.09	20.86	21.05	26.94	27.10
2447MHz	Pass	8.90	20.55	21.35	20.43	21.02	26.87	27.10
2452MHz	Pass	8.90	20.54	21.32	20.58	20.79	26.84	27.10
2457MHz	Pass	8.90	20.51	21.28	20.62	20.92	26.86	27.10
2462MHz	Pass	8.90	20.62	21.23	20.79	20.93	26.92	27.10
802.11ac VHT40_Nss1,(MCS0)_4TX	-	-	-	-	-	-	-	-
2422MHz	Pass	8.90	15.84	16.36	15.87	15.97	22.04	27.10
2427MHz	Pass	8.90	20.38	20.53	20.20	20.42	26.40	27.10
2432MHz	Pass	8.90	20.77	21.15	20.78	20.97	26.94	27.10
2437MHz	Pass	8.90	21.07	21.01	20.78	21.01	26.99	27.10
2447MHz	Pass	8.90	20.71	21.20	20.62	20.86	26.87	27.10
2452MHz	Pass	8.90	20.74	21.18	20.62	20.86	26.88	27.10

DG = Directional Gain; **Port X** = Port X output power

Summary

Mode	PD (dBm/RBW)
2.4-2.4835GHz	-
802.11b_Nss1,(1Mbps)_4TX	0.34
802.11g_Nss1,(6Mbps)_4TX	-1.17
802.11ac VHT20_Nss1,(MCS0)_4TX	-1.22
802.11ac VHT40_Nss1,(MCS0)_4TX	-2.84

RBW=3kHz.

Result

Mode	Result	DG (dBi)	Port 1 (dBm/RBW)	Port 2 (dBm/RBW)	Port 3 (dBm/RBW)	Port 4 (dBm/RBW)	PD (dBm/RBW)	PD Limit (dBm/RBW)
802.11b_Nss1,(1Mbps)_4TX	-	-	-	-	-	-	-	-
2412MHz	Pass	8.90	-6.25	-6.61	-4.60	-6.07	-1.80	5.10
2437MHz	Pass	8.90	-6.14	-5.27	-5.45	-6.31	-0.79	5.10
2462MHz	Pass	8.90	-5.82	-3.36	-4.59	-4.73	0.34	5.10
802.11g_Nss1,(6Mbps)_4TX	-	-	-	-	-	-	-	-
2412MHz	Pass	8.90	-8.62	-8.01	-7.40	-8.25	-3.74	5.10
2437MHz	Pass	8.90	-6.79	-6.55	-6.89	-6.66	-2.21	5.10
2462MHz	Pass	8.90	-6.24	-5.34	-6.01	-4.74	-1.17	5.10
802.11ac VHT20_Nss1,(MCS0)_4TX	-	-	-	-	-	-	-	-
2412MHz	Pass	8.90	-8.89	-7.64	-8.80	-9.65	-4.23	5.10
2437MHz	Pass	8.90	-7.92	-6.90	-6.55	-6.34	-2.46	5.10
2462MHz	Pass	8.90	-6.61	-5.62	-4.45	-4.99	-1.22	5.10
802.11ac VHT40_Nss1,(MCS0)_4TX	-	-	-	-	-	-	-	-
2422MHz	Pass	8.90	-13.09	-12.34	-13.06	-12.90	-7.76	5.10
2437MHz	Pass	8.90	-9.69	-8.31	-9.29	-8.77	-4.13	5.10
2452MHz	Pass	8.90	-7.79	-6.77	-7.41	-8.58	-2.84	5.10

DG = Directional Gain; RBW=3kHz;
PD = trace bin-by-bin of each transmits port summing can be performed maximum power density; **Port X** = Port X power density;

802.11b_Nss1,(1Mbps)_4TX PSD

2412MHz

17/01/2018

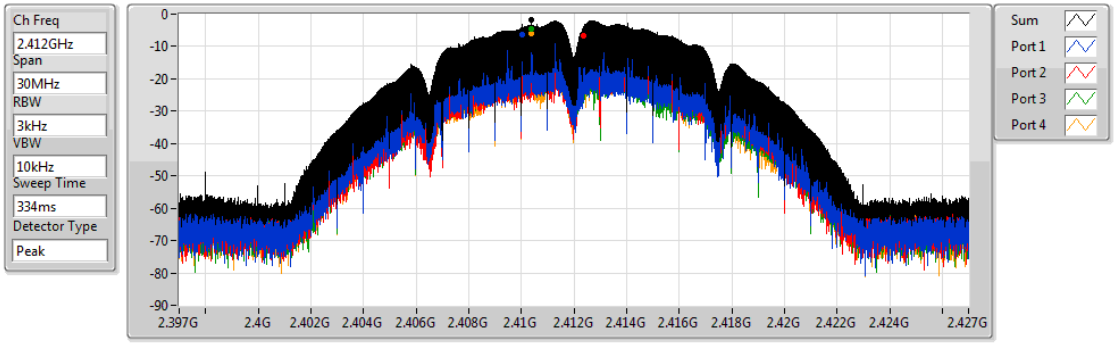

Sum	PD	Port 1	Port 2	Port 3	Port 4
(dBm/RBW)	(dBm/RBW)	(dBm/RBW)	(dBm/RBW)	(dBm/RBW)	(dBm/RBW)
-1.80	-1.80	-6.25	-6.61	-4.60	-6.07

802.11b_Nss1,(1Mbps)_4TX PSD

2437MHz

25/01/2018

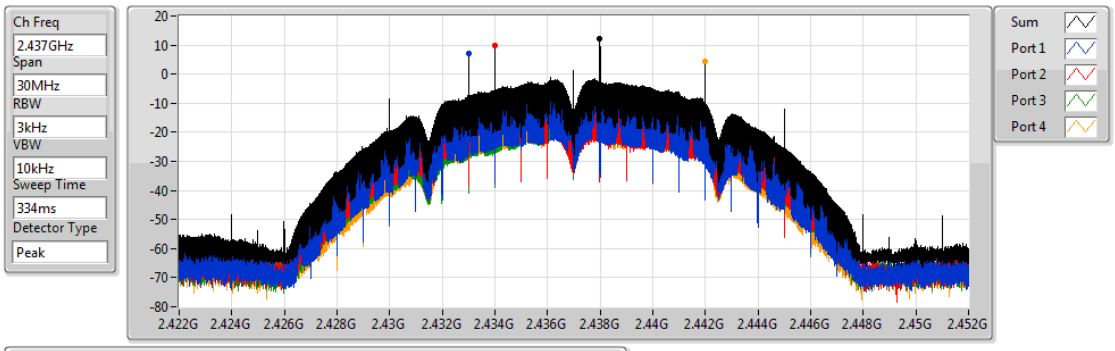

Sum	PD	Port 1	Port 2	Port 3	Port 4
(dBm/RBW)	(dBm/RBW)	(dBm/RBW)	(dBm/RBW)	(dBm/RBW)	(dBm/RBW)
12.07	12.07	6.99	9.99	12.07	4.18

802.11b_Nss1,(1Mbps)_4TX PSD

2462MHz

17/01/2018

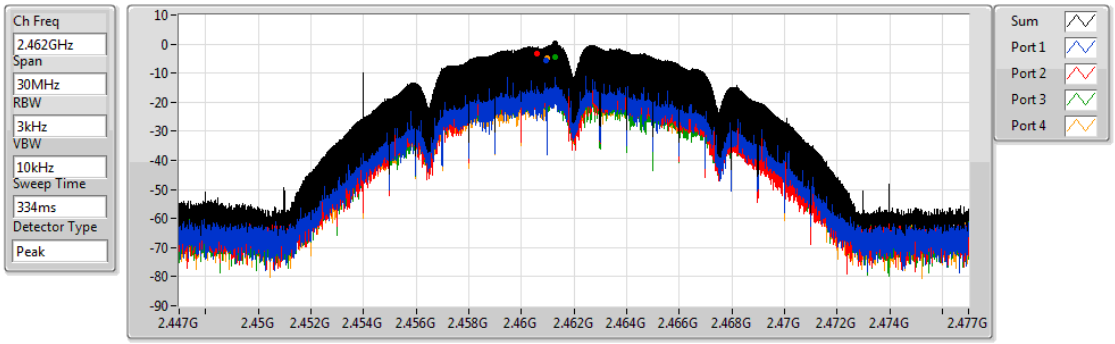

Sum	PD	Port 1	Port 2	Port 3	Port 4
(dBm/RBW)	(dBm/RBW)	(dBm/RBW)	(dBm/RBW)	(dBm/RBW)	(dBm/RBW)
0.34	0.34	-5.82	-3.36	-4.59	-4.73

802.11g_Nss1,(6Mbps)_4TX PSD

2412MHz

17/01/2018

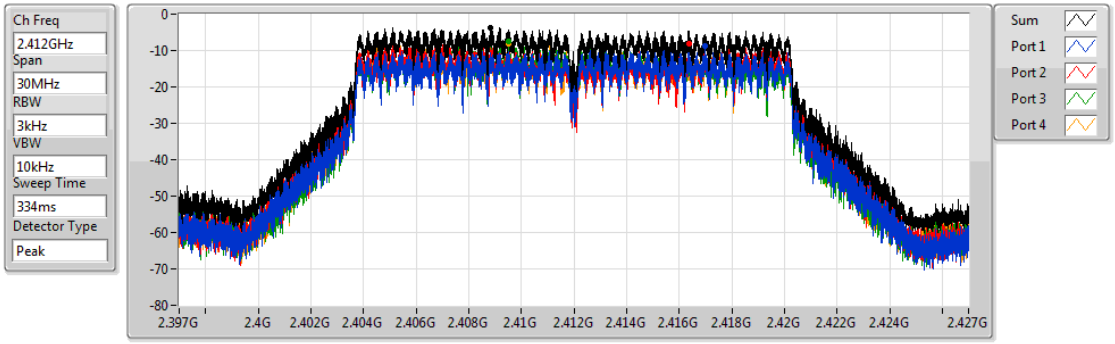

Sum	PD	Port 1	Port 2	Port 3	Port 4
(dBm/RBW)	(dBm/RBW)	(dBm/RBW)	(dBm/RBW)	(dBm/RBW)	(dBm/RBW)
-3.74	-3.74	-8.62	-8.01	-7.40	-8.25

802.11g_Nss1,(6Mbps)_4TX PSD

2437MHz

25/01/2018

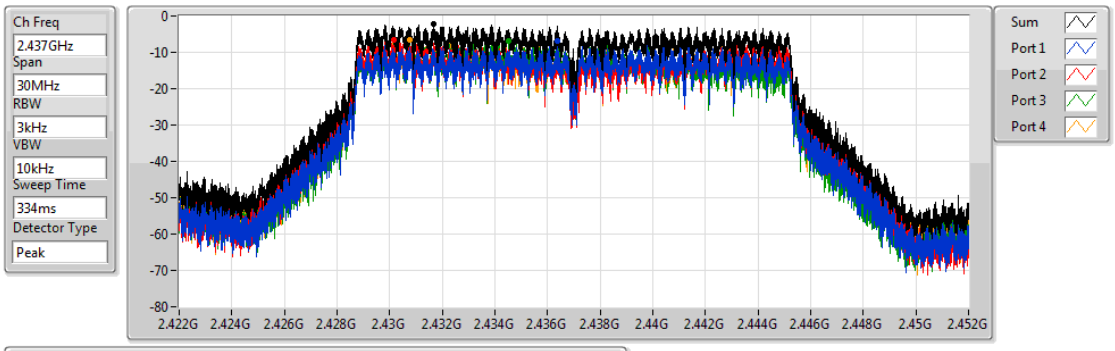

Sum	PD	Port 1	Port 2	Port 3	Port 4
(dBm/RBW)	(dBm/RBW)	(dBm/RBW)	(dBm/RBW)	(dBm/RBW)	(dBm/RBW)
-2.21	-2.21	-6.79	-6.55	-6.89	-6.66

802.11g_Nss1,(6Mbps)_4TX PSD

2462MHz

17/01/2018

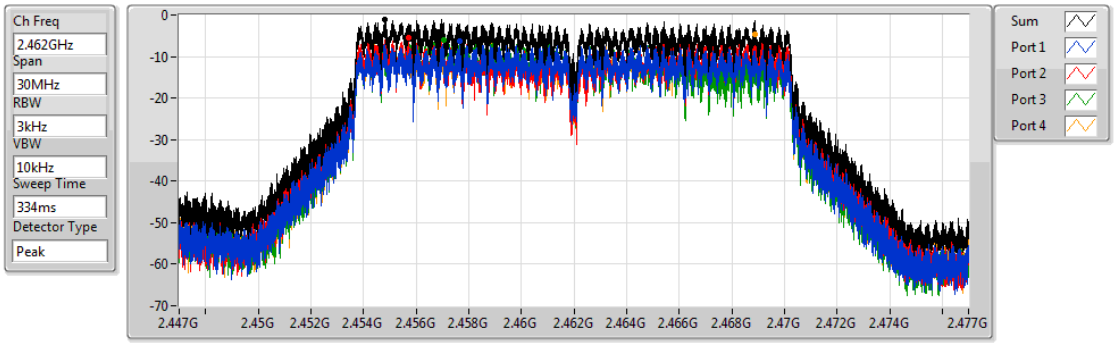

Sum	PD	Port 1	Port 2	Port 3	Port 4
(dBm/RBW)	(dBm/RBW)	(dBm/RBW)	(dBm/RBW)	(dBm/RBW)	(dBm/RBW)
-1.17	-1.17	-6.24	-5.34	-6.01	-4.74

802.11ac VHT20_Nss1,(MCS0)_4TX PSD

2412MHz

17/01/2018

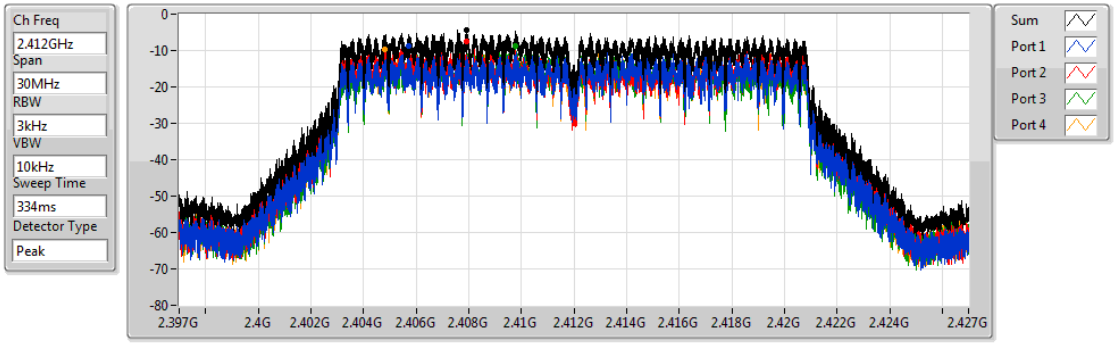

Sum	PD	Port 1	Port 2	Port 3	Port 4
(dBm/RBW)	(dBm/RBW)	(dBm/RBW)	(dBm/RBW)	(dBm/RBW)	(dBm/RBW)
-4.23	-4.23	-8.89	-7.64	-8.80	-9.65

802.11ac VHT20_Nss1,(MCS0)_4TX PSD

2437MHz

25/01/2018

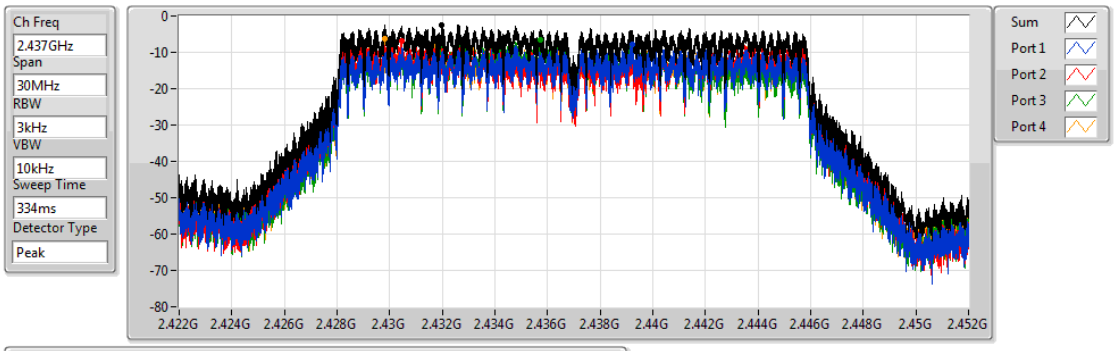

Sum	PD	Port 1	Port 2	Port 3	Port 4
(dBm/RBW)	(dBm/RBW)	(dBm/RBW)	(dBm/RBW)	(dBm/RBW)	(dBm/RBW)
-2.46	-2.46	-7.92	-6.90	-6.55	-6.34

802.11ac VHT20_Nss1,(MCS0)_4TX PSD

2462MHz

17/01/2018

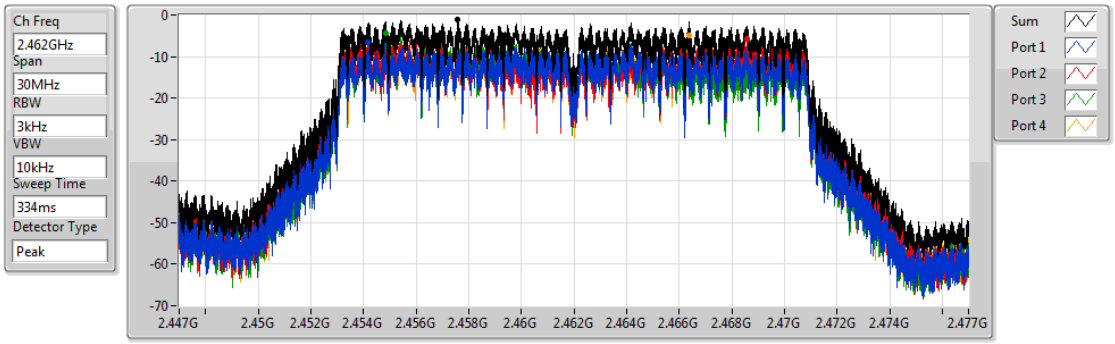

Sum	PD	Port 1	Port 2	Port 3	Port 4
(dBm/RBW)	(dBm/RBW)	(dBm/RBW)	(dBm/RBW)	(dBm/RBW)	(dBm/RBW)
-1.22	-1.22	-6.61	-5.62	-4.45	-4.99

802.11ac VHT40_Nss1,(MCS0)_4TX PSD

2422MHz

17/01/2018

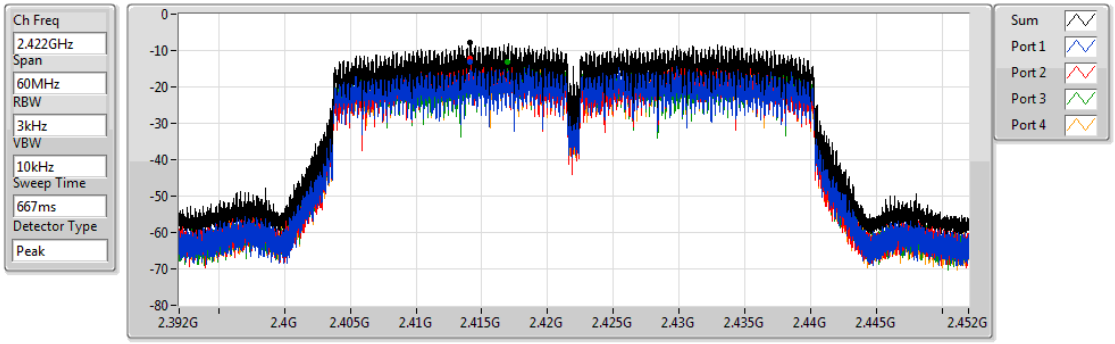

Sum	PD	Port 1	Port 2	Port 3	Port 4
(dBm/RBW)	(dBm/RBW)	(dBm/RBW)	(dBm/RBW)	(dBm/RBW)	(dBm/RBW)
-7.76	-7.76	-13.09	-12.34	-13.06	-12.90

802.11ac VHT40_Nss1,(MCS0)_4TX PSD

2437MHz

25/01/2018

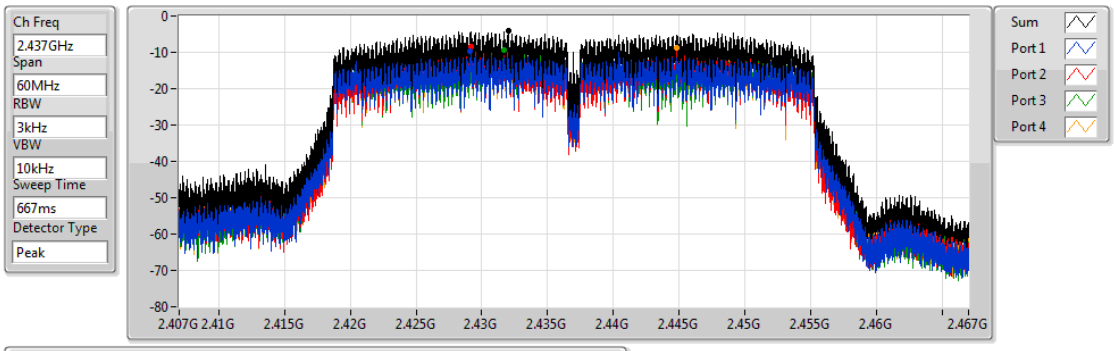

Sum	PD	Port 1	Port 2	Port 3	Port 4
(dBm/RBW)	(dBm/RBW)	(dBm/RBW)	(dBm/RBW)	(dBm/RBW)	(dBm/RBW)
-4.13	-4.13	-9.69	-8.31	-9.29	-8.77

802.11ac VHT40_Nss1,(MCS0)_4TX PSD

2452MHz

17/01/2018

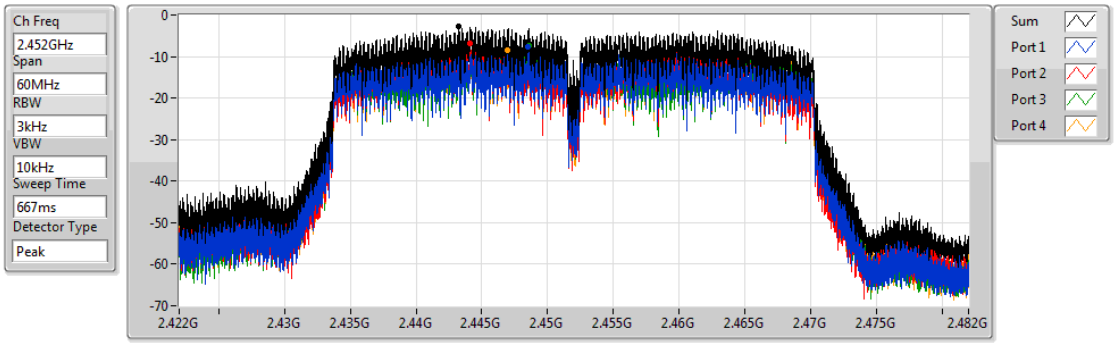

Sum	PD	Port 1	Port 2	Port 3	Port 4
(dBm/RBW)	(dBm/RBW)	(dBm/RBW)	(dBm/RBW)	(dBm/RBW)	(dBm/RBW)
-2.84	-2.84	-7.79	-6.77	-7.41	-8.58

Summary

Mode	Result	Ref (Hz)	Ref (dBm)	Limit (dBm)	Freq (Hz)	Level (dBm)	Freq (Hz)	Level (dBm)	Freq (Hz)	Level (dBm)	Freq (Hz)	Level (dBm)	Port
2.4-2.4835GHz	-	-	-	-	-	-	-	-	-	-	-	-	-
802.11b_Nss1,(1Mbps)_4TX	Pass	2.461456G	11.63	-18.37	2.30874G	-55.74	2.39656G	-46.41	2.49286G	-54.02	7.235136G	-36.57	3
802.11g_Nss1,(6Mbps)_4TX	Pass	2.431897G	10.55	-19.45	2.307575G	-58.41	2.39704G	-35.98	2.49998G	-53.58	7.235136G	-41.10	4
802.11ac VHT20_Nss1,(MCS0)_4TX	Pass	2.431897G	9.58	-20.42	2.30874G	-58.77	2.39672G	-39.65	2.50398G	-54.15	3.214652G	-37.21	1
802.11ac VHT40_Nss1,(MCS0)_4TX	Pass	2.425718G	6.96	-23.04	2.302825G	-56.78	2.39952G	-37.86	2.56014G	-48.41	3.247813G	-40.19	1

Result

Mode	Result	Ref (Hz)	Ref (dBm)	Limit (dBm)	Freq (Hz)	Level (dBm)	Freq (Hz)	Level (dBm)	Freq (Hz)	Level (dBm)	Freq (Hz)	Level (dBm)	Port
802.11b_Nss1,(1Mbps)_4TX	-	-	-	-	-	-	-	-	-	-	-	-	-
2412MHz	Pass	2.461456G	11.63	-18.37	802.395M	-57.76	2.398G	-44.35	2.50718G	-54.12	3.214652G	-37.19	1
2412MHz	Pass	2.461456G	11.63	-18.37	2.30408G	-51.51	2.396G	-47.73	2.49598G	-53.01	7.235136G	-38.21	2
2412MHz	Pass	2.461456G	11.63	-18.37	2.30874G	-55.74	2.39656G	-46.41	2.49286G	-54.02	7.235136G	-36.57	3
2412MHz	Pass	2.461456G	11.63	-18.37	2.30641G	-57.89	2.39808G	-48.58	2.49262G	-54.10	7.235136G	-37.50	4
2437MHz	Pass	2.461456G	11.63	-18.37	1.624885G	-52.66	2.3904G	-50.39	2.48398G	-50.03	3.248367G	-40.24	1
2437MHz	Pass	2.461456G	11.63	-18.37	2.30408G	-49.78	2.39008G	-50.36	2.4843G	-51.43	3.248367G	-47.02	2
2437MHz	Pass	2.461456G	11.63	-18.37	2.30408G	-53.95	2.39816G	-53.27	2.51838G	-54.50	3.248367G	-51.00	3
2437MHz	Pass	2.461456G	11.63	-18.37	2.114185G	-57.34	2.39312G	-52.66	2.51886G	-53.16	21.769003G	-52.63	4
2462MHz	Pass	2.461456G	11.63	-18.37	2.30408G	-39.79	2.3928G	-53.30	2.5147G	-50.31	3.282082G	-43.60	1
2462MHz	Pass	2.461456G	11.63	-18.37	2.305245G	-44.59	2.39296G	-53.33	2.50918G	-50.75	2.619025G	-47.27	2
2462MHz	Pass	2.461456G	11.63	-18.37	2.307575G	-56.23	2.39888G	-52.23	2.48798G	-52.76	3.282082G	-53.18	3
2462MHz	Pass	2.461456G	11.63	-18.37	2.30175G	-55.65	2.39488G	-54.36	2.4871G	-50.91	23.52217G	-53.45	4
802.11g_Nss1,(6Mbps)_4TX	-	-	-	-	-	-	-	-	-	-	-	-	-
2412MHz	Pass	2.431897G	10.55	-19.45	2.300585G	-57.06	2.39704G	-38.71	2.48414G	-54.08	3.214652G	-37.20	1
2412MHz	Pass	2.431897G	10.55	-19.45	2.30408G	-51.86	2.39576G	-38.20	2.4879G	-53.25	7.232327G	-42.75	2
2412MHz	Pass	2.431897G	10.55	-19.45	2.309905G	-56.83	2.39744G	-37.57	2.48878G	-54.08	7.237946G	-43.34	3
2412MHz	Pass	2.431897G	10.55	-19.45	2.307575G	-58.41	2.39704G	-35.98	2.49998G	-53.58	7.235136G	-41.10	4
2437MHz	Pass	2.431897G	10.55	-19.45	2.305245G	-54.92	2.39192G	-50.96	2.48758G	-52.80	3.248367G	-39.99	1
2437MHz	Pass	2.431897G	10.55	-19.45	2.30408G	-51.45	2.39488G	-49.86	2.48366G	-51.71	3.248367G	-47.36	2
2437MHz	Pass	2.431897G	10.55	-19.45	2.30408G	-54.14	2.3908G	-51.73	2.49966G	-53.66	2.557215G	-51.29	3
2437MHz	Pass	2.431897G	10.55	-19.45	2.30641G	-58.17	2.39832G	-50.98	2.50886G	-52.74	21.414998G	-53.17	4
2462MHz	Pass	2.431897G	10.55	-19.45	2.302915G	-48.90	2.39824G	-53.47	2.48638G	-47.61	3.282082G	-43.06	1
2462MHz	Pass	2.431897G	10.55	-19.45	2.30408G	-49.25	2.39584G	-53.37	2.4855G	-46.14	3.282082G	-50.33	2
2462MHz	Pass	2.431897G	10.55	-19.45	2.309905G	-56.47	2.39728G	-53.79	2.48358G	-48.03	16.352167G	-52.06	3
2462MHz	Pass	2.431897G	10.55	-19.45	2.30408G	-56.84	2.39216G	-53.95	2.48574G	-47.26	16.793268G	-52.10	4
802.11ac VHT20_Nss1,(MCS0)_4TX	-	-	-	-	-	-	-	-	-	-	-	-	-
2412MHz	Pass	2.431897G	9.58	-20.42	2.30874G	-58.77	2.39672G	-39.65	2.50398G	-54.15	3.214652G	-37.21	1
2412MHz	Pass	2.431897G	9.58	-20.42	2.30408G	-54.42	2.39704G	-39.48	2.50006G	-53.65	7.235136G	-43.10	2
2412MHz	Pass	2.431897G	9.58	-20.42	2.30175G	-57.21	2.39696G	-40.56	2.49414G	-53.69	7.232327G	-44.31	3
2412MHz	Pass	2.431897G	9.58	-20.42	2.307575G	-58.64	2.39792G	-40.16	2.4895G	-54.43	7.235136G	-43.98	4
2437MHz	Pass	2.431897G	9.58	-20.42	2.30408G	-57.63	2.39088G	-50.98	2.48446G	-52.00	3.248367G	-40.01	1
2437MHz	Pass	2.431897G	9.58	-20.42	2.30408G	-49.95	2.3964G	-49.75	2.4875G	-51.64	3.248367G	-47.37	2
2437MHz	Pass	2.431897G	9.58	-20.42	2.309905G	-55.57	2.39728G	-51.32	2.51302G	-53.49	3.248367G	-51.65	3
2437MHz	Pass	2.431897G	9.58	-20.42	2.30408G	-58.67	2.39496G	-51.25	2.50854G	-53.65	16.725838G	-52.43	4
2462MHz	Pass	2.431897G	9.58	-20.42	2.302915G	-48.68	2.39472G	-52.86	2.48638G	-47.22	3.282082G	-43.25	1
2462MHz	Pass	2.431897G	9.58	-20.42	2.30408G	-47.50	2.39696G	-52.31	2.48446G	-44.73	3.282082G	-50.85	2
2462MHz	Pass	2.431897G	9.58	-20.42	2.30175G	-56.90	2.39544G	-54.40	2.4839G	-48.39	16.321261G	-53.20	3
2462MHz	Pass	2.431897G	9.58	-20.42	2.30641G	-57.01	2.3904G	-53.66	2.4879G	-47.38	24.631947G	-53.64	4

Mode	Result	Ref (Hz)	Ref (dBm)	Limit (dBm)	Freq (Hz)	Level (dBm)	Freq (Hz)	Level (dBm)	Freq (Hz)	Level (dBm)	Freq (Hz)	Level (dBm)	Port
802.11ac VHT40_Nss1,(MCS0)_4TX	-	-	-	-	-	-	-	-	-	-	-	-	-
2422MHz	Pass	2.425718G	6.96	-23.04	2.307405G	-58.77	2.39584G	-41.58	2.55998G	-48.87	3.228181G	-38.17	1
2422MHz	Pass	2.425718G	6.96	-23.04	2.305115G	-51.35	2.39648G	-42.06	2.49022G	-54.34	3.228181G	-44.69	2
2422MHz	Pass	2.425718G	6.96	-23.04	2.305115G	-54.95	2.39664G	-42.10	2.56014G	-51.76	3.228181G	-50.76	3
2422MHz	Pass	2.425718G	6.96	-23.04	2.309695G	-58.70	2.39696G	-40.65	2.49086G	-54.14	7.249924G	-52.58	4
2437MHz	Pass	2.425718G	6.96	-23.04	2.302825G	-56.78	2.39952G	-37.86	2.56014G	-48.41	3.247813G	-40.19	1
2437MHz	Pass	2.425718G	6.96	-23.04	2.305115G	-52.79	2.39856G	-40.96	2.48814G	-46.08	3.247813G	-47.91	2
2437MHz	Pass	2.425718G	6.96	-23.04	2.305115G	-56.26	2.392G	-39.67	2.48814G	-48.51	3.247813G	-50.62	3
2437MHz	Pass	2.425718G	6.96	-23.04	2.30168G	-56.88	2.39824G	-40.47	2.48606G	-50.84	16.715322G	-51.48	4
2452MHz	Pass	2.425718G	6.96	-23.04	2.302825G	-51.06	2.39904G	-48.30	2.4843G	-46.37	3.267445G	-42.10	1
2452MHz	Pass	2.425718G	6.96	-23.04	2.305115G	-49.42	2.39968G	-48.51	2.49694G	-44.00	3.267445G	-49.52	2
2452MHz	Pass	2.425718G	6.96	-23.04	2.305115G	-56.55	2.39264G	-49.70	2.48446G	-45.91	3.267445G	-52.70	3
2452MHz	Pass	2.425718G	6.96	-23.04	2.30397G	-57.96	2.39952G	-51.10	2.48446G	-39.41	16.650817G	-53.19	4

802.11b_Nss1,(1Mbps)_4TX **CSE NdB**

2412MHz

25/01/2018

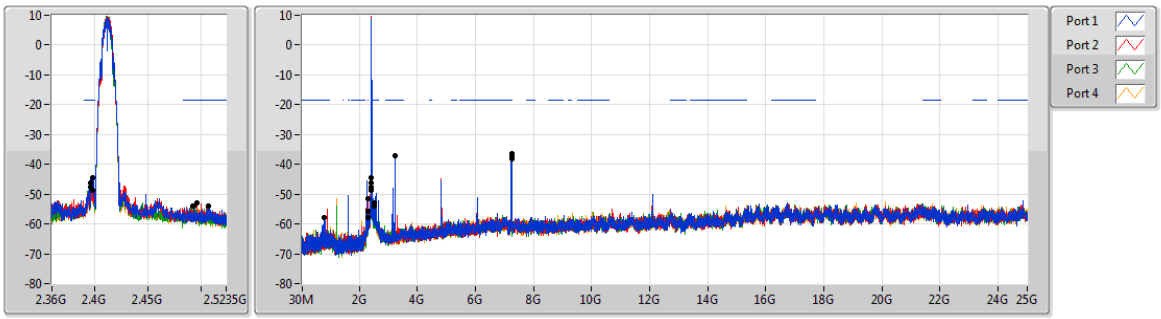

Ref(Hz)	Ref(dBm)	Limit(dBm)	Freq(Hz)	Level(dBm)	Freq(Hz)	Level(dBm)	Freq(Hz)	Level(dBm)	Freq(Hz)	Level(dBm)	Port
2.461456G	11.63	-18.37	802.395M	-57.76	2.398G	-44.35	2.50718G	-54.12	3.214652G	-37.19	1
2.461456G	11.63	-18.37	2.30408G	-51.51	2.396G	-47.73	2.49598G	-53.01	7.235136G	-38.21	2
2.461456G	11.63	-18.37	2.30874G	-55.74	2.39656G	-46.41	2.49286G	-54.02	7.235136G	-36.57	3
2.461456G	11.63	-18.37	2.30641G	-57.89	2.39808G	-48.58	2.49262G	-54.10	7.235136G	-37.50	4

802.11b_Nss1,(1Mbps)_4TX **CSE NdB**

2437MHz

25/01/2018

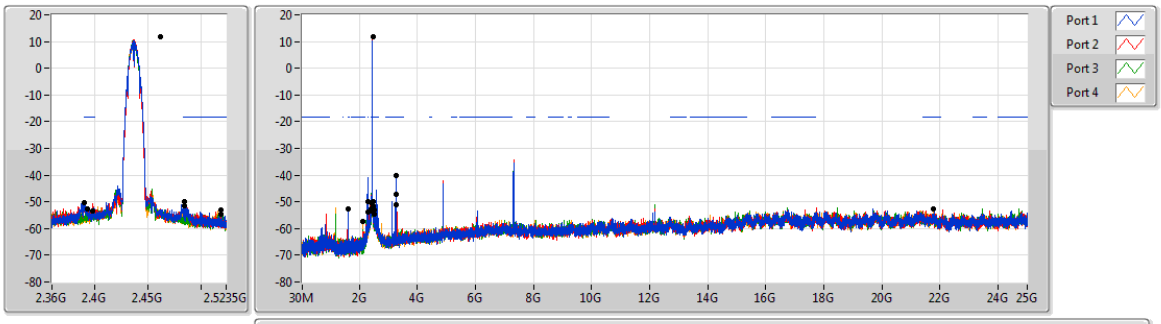

Ref(Hz)	Ref(dBm)	Limit(dBm)	Freq(Hz)	Level(dBm)	Freq(Hz)	Level(dBm)	Freq(Hz)	Level(dBm)	Freq(Hz)	Level(dBm)	Port
2.461456G	11.63	-18.37	1.624885G	-52.66	2.3904G	-50.39	2.48398G	-50.03	3.248367G	-40.24	1
2.461456G	11.63	-18.37	2.30408G	-49.78	2.39008G	-50.36	2.4843G	-51.43	3.248367G	-47.02	2
2.461456G	11.63	-18.37	2.30408G	-53.95	2.39816G	-53.27	2.51838G	-54.50	3.248367G	-51.00	3
2.461456G	11.63	-18.37	2.114185G	-57.34	2.39312G	-52.66	2.51886G	-53.16	21.769003G	-52.63	4

802.11b_Nss1,(1Mbps)_4TX **CSE NdB**

2462MHz

25/01/2018

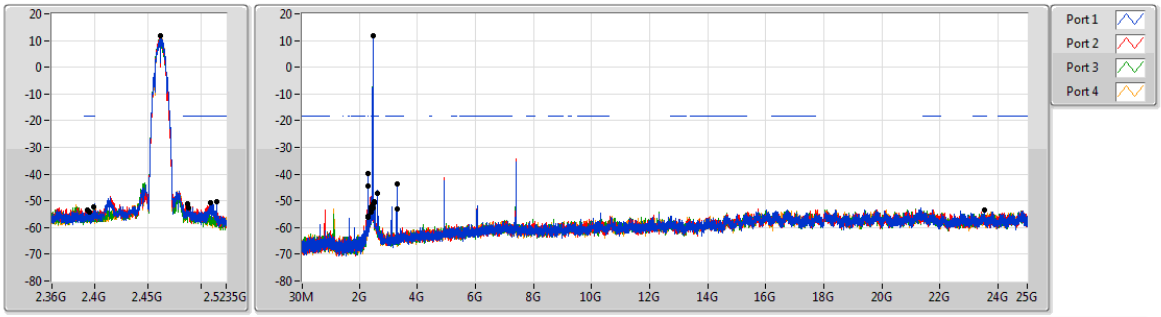

Ref(Hz)	Ref(dBm)	Limit(dBm)	Freq(Hz)	Level(dBm)	Freq(Hz)	Level(dBm)	Freq(Hz)	Level(dBm)	Freq(Hz)	Level(dBm)	Port
2.461456G	11.63	-18.37	2.30408G	-39.79	2.3928G	-53.30	2.5147G	-50.31	3.282082G	-43.60	1
2.461456G	11.63	-18.37	2.305245G	-44.59	2.39296G	-53.33	2.50918G	-50.75	2.619025G	-47.27	2
2.461456G	11.63	-18.37	2.307575G	-56.23	2.39888G	-52.23	2.48798G	-52.76	3.282082G	-53.18	3
2.461456G	11.63	-18.37	2.30175G	-55.65	2.39488G	-54.36	2.4871G	-50.91	23.52217G	-53.45	4

802.11g_Nss1,(6Mbps)_4TX **CSE NdB**

2412MHz

25/01/2018

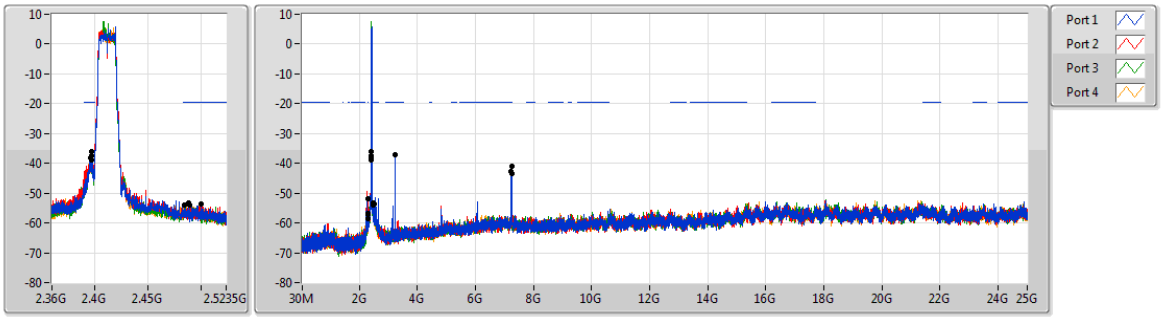

Ref(Hz)	Ref(dBm)	Limit(dBm)	Freq(Hz)	Level(dBm)	Freq(Hz)	Level(dBm)	Freq(Hz)	Level(dBm)	Freq(Hz)	Level(dBm)	Port
2.431897G	10.55	-19.45	2.300585G	-57.06	2.39704G	-38.71	2.48414G	-54.08	3.214652G	-37.20	1
2.431897G	10.55	-19.45	2.30408G	-51.86	2.39576G	-38.20	2.4879G	-53.25	7.232327G	-42.75	2
2.431897G	10.55	-19.45	2.309905G	-56.83	2.39744G	-37.57	2.48878G	-54.08	7.237946G	-43.34	3
2.431897G	10.55	-19.45	2.307575G	-58.41	2.39704G	-35.98	2.49998G	-53.58	7.235136G	-41.10	4

802.11g_Nss1,(6Mbps)_4TX **CSE NdB**

2437MHz

25/01/2018

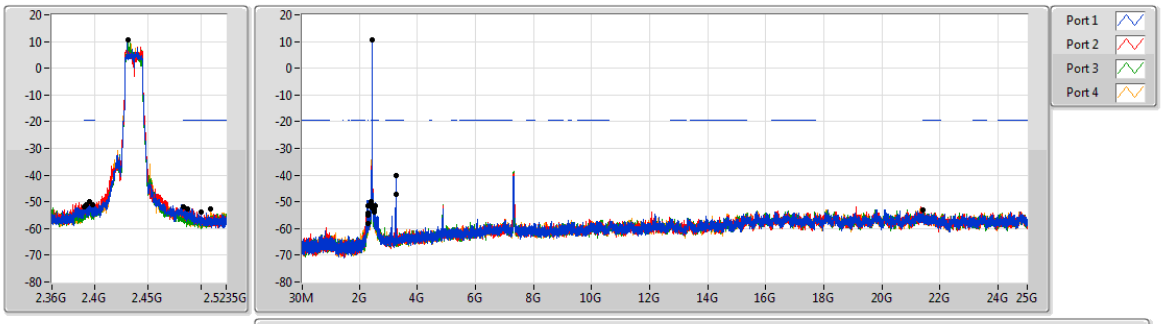

Ref(Hz)	Ref(dBm)	Limit(dBm)	Freq(Hz)	Level(dBm)	Freq(Hz)	Level(dBm)	Freq(Hz)	Level(dBm)	Freq(Hz)	Level(dBm)	Port
2.431897G	10.55	-19.45	2.305245G	-54.92	2.39192G	-50.96	2.48758G	-52.80	3.248367G	-39.99	1
2.431897G	10.55	-19.45	2.30408G	-51.45	2.39488G	-49.86	2.48366G	-51.71	3.248367G	-47.36	2
2.431897G	10.55	-19.45	2.30408G	-54.14	2.3908G	-51.73	2.49966G	-53.66	2.557215G	-51.29	3
2.431897G	10.55	-19.45	2.30641G	-58.17	2.39832G	-50.98	2.50886G	-52.74	21.414998G	-53.17	4

802.11g_Nss1,(6Mbps)_4TX **CSE NdB**

2462MHz

25/01/2018

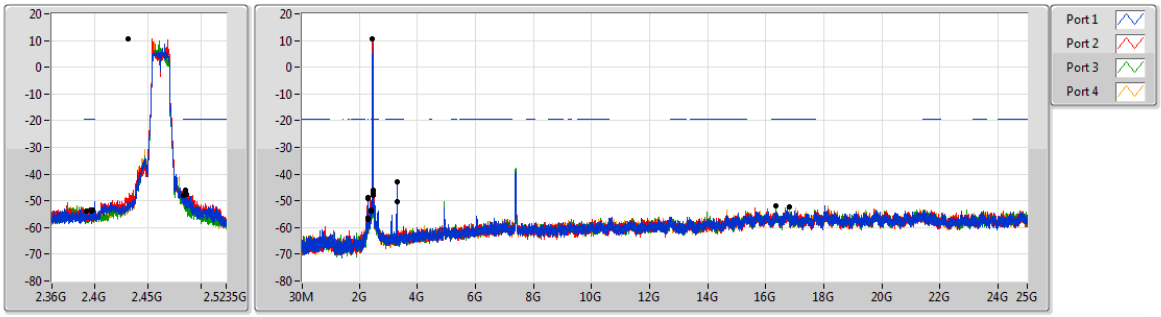

Ref(Hz)	Ref(dBm)	Limit(dBm)	Freq(Hz)	Level(dBm)	Freq(Hz)	Level(dBm)	Freq(Hz)	Level(dBm)	Freq(Hz)	Level(dBm)	Port
2.431897G	10.55	-19.45	2.302915G	-48.90	2.39824G	-53.47	2.48638G	-47.61	3.282082G	-43.06	1
2.431897G	10.55	-19.45	2.30408G	-49.25	2.39584G	-53.37	2.4855G	-46.14	3.282082G	-50.33	2
2.431897G	10.55	-19.45	2.309905G	-56.47	2.39728G	-53.79	2.48358G	-48.03	16.352167G	-52.06	3
2.431897G	10.55	-19.45	2.30408G	-56.84	2.39216G	-53.95	2.48574G	-47.26	16.793268G	-52.10	4

802.11ac VHT20_Nss1,(MCS0)_4TX CSE NdB

2412MHz

25/01/2018

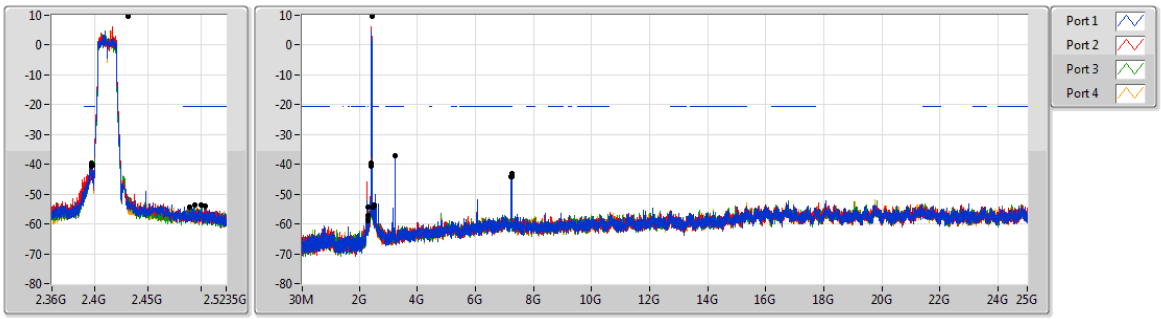

Ref(Hz)	Ref(dBm)	Limit(dBm)	Freq(Hz)	Level(dBm)	Freq(Hz)	Level(dBm)	Freq(Hz)	Level(dBm)	Freq(Hz)	Level(dBm)	Port
2.431897G	9.58	-20.42	2.30874G	-58.77	2.39672G	-39.65	2.50398G	-54.15	3.214652G	-37.21	1
2.431897G	9.58	-20.42	2.30408G	-54.42	2.39704G	-39.48	2.50006G	-53.65	7.235136G	-43.10	2
2.431897G	9.58	-20.42	2.30175G	-57.21	2.39696G	-40.56	2.49414G	-53.69	7.232327G	-44.31	3
2.431897G	9.58	-20.42	2.307575G	-58.64	2.39792G	-40.16	2.4895G	-54.43	7.235136G	-43.98	4

802.11ac VHT20_Nss1,(MCS0)_4TX CSE NdB

2437MHz

25/01/2018

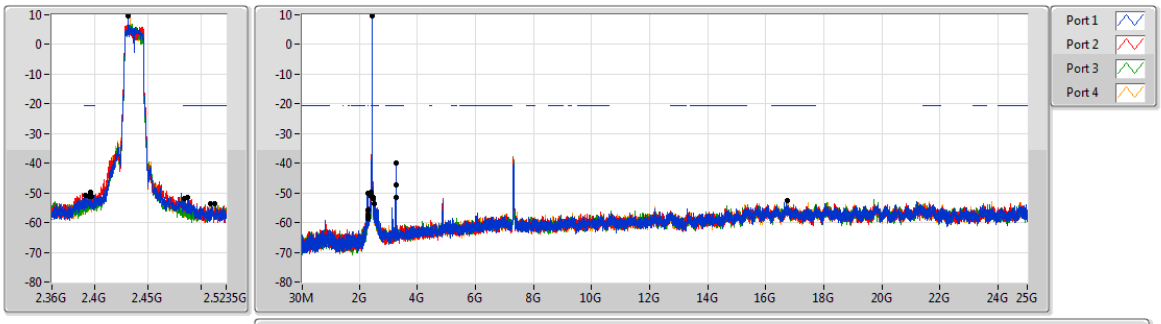

Ref(Hz)	Ref(dBm)	Limit(dBm)	Freq(Hz)	Level(dBm)	Freq(Hz)	Level(dBm)	Freq(Hz)	Level(dBm)	Freq(Hz)	Level(dBm)	Port
2.431897G	9.58	-20.42	2.30408G	-57.63	2.39088G	-50.98	2.48446G	-52.00	3.248367G	-40.01	1
2.431897G	9.58	-20.42	2.30408G	-49.95	2.3964G	-49.75	2.4875G	-51.64	3.248367G	-47.37	2
2.431897G	9.58	-20.42	2.309905G	-55.57	2.39728G	-51.32	2.51302G	-53.49	3.248367G	-51.65	3
2.431897G	9.58	-20.42	2.30408G	-58.67	2.39496G	-51.25	2.50854G	-53.65	16.725838G	-52.43	4

802.11ac VHT20_Nss1,(MCS0)_4TX CSE NdB

2462MHz

25/01/2018

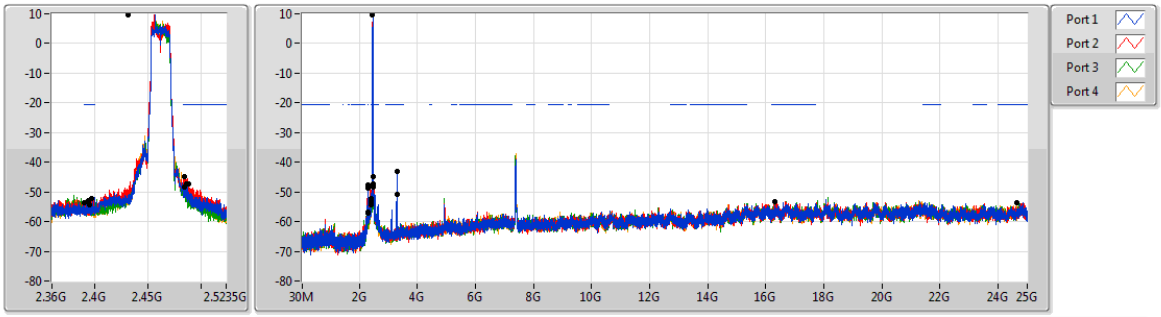

Ref(Hz)	Ref(dBm)	Limit(dBm)	Freq(Hz)	Level(dBm)	Freq(Hz)	Level(dBm)	Freq(Hz)	Level(dBm)	Freq(Hz)	Level(dBm)	Port
2.431897G	9.58	-20.42	2.302915G	-48.68	2.39472G	-52.86	2.48638G	-47.22	3.282082G	-43.25	1
2.431897G	9.58	-20.42	2.30408G	-47.50	2.39696G	-52.31	2.48446G	-44.73	3.282082G	-50.85	2
2.431897G	9.58	-20.42	2.30175G	-56.90	2.39544G	-54.40	2.4839G	-48.39	16.321261G	-53.20	3
2.431897G	9.58	-20.42	2.30641G	-57.01	2.3904G	-53.66	2.4879G	-47.38	24.631947G	-53.64	4

802.11ac VHT40_Nss1,(MCS0)_4TX CSE NdB

2422MHz

25/01/2018

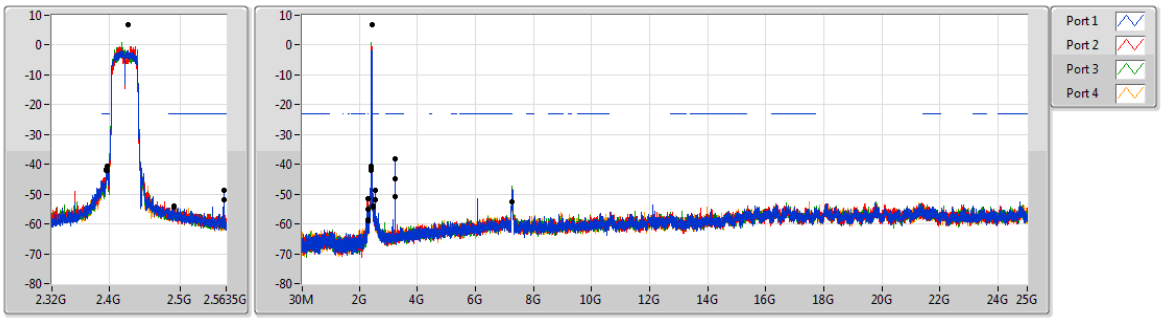

Ref(Hz)	Ref(dBm)	Limit(dBm)	Freq(Hz)	Level(dBm)	Freq(Hz)	Level(dBm)	Freq(Hz)	Level(dBm)	Freq(Hz)	Level(dBm)	Port
2.425718G	6.96	-23.04	2.307405G	-58.77	2.39584G	-41.58	2.55998G	-48.87	3.228181G	-38.17	1
2.425718G	6.96	-23.04	2.305115G	-51.35	2.39648G	-42.06	2.49022G	-54.34	3.228181G	-44.69	2
2.425718G	6.96	-23.04	2.305115G	-54.95	2.39664G	-42.10	2.56014G	-51.76	3.228181G	-50.76	3
2.425718G	6.96	-23.04	2.309695G	-58.70	2.39696G	-40.65	2.49086G	-54.14	7.249924G	-52.58	4

802.11ac VHT40_Nss1,(MCS0)_4TX CSE NdB

2437MHz

25/01/2018

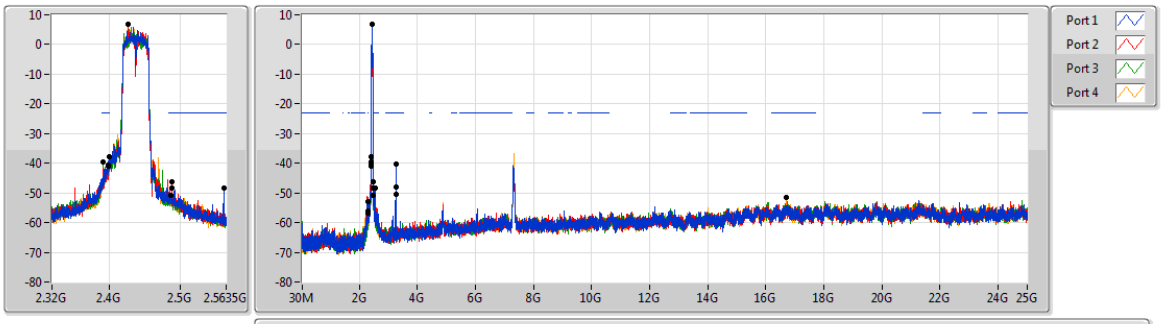

Ref(Hz)	Ref(dBm)	Limit(dBm)	Freq(Hz)	Level(dBm)	Freq(Hz)	Level(dBm)	Freq(Hz)	Level(dBm)	Freq(Hz)	Level(dBm)	Port
2.425718G	6.96	-23.04	2.302825G	-56.78	2.39952G	-37.86	2.56014G	-48.41	3.247813G	-40.19	1
2.425718G	6.96	-23.04	2.305115G	-52.79	2.39856G	-40.96	2.48814G	-46.08	3.247813G	-47.91	2
2.425718G	6.96	-23.04	2.305115G	-56.26	2.392G	-39.67	2.48814G	-48.51	3.247813G	-50.62	3
2.425718G	6.96	-23.04	2.30168G	-56.88	2.39824G	-40.47	2.48606G	-50.84	16.715322G	-51.48	4

802.11ac VHT40_Nss1,(MCS0)_4TX CSE NdB

2452MHz

25/01/2018

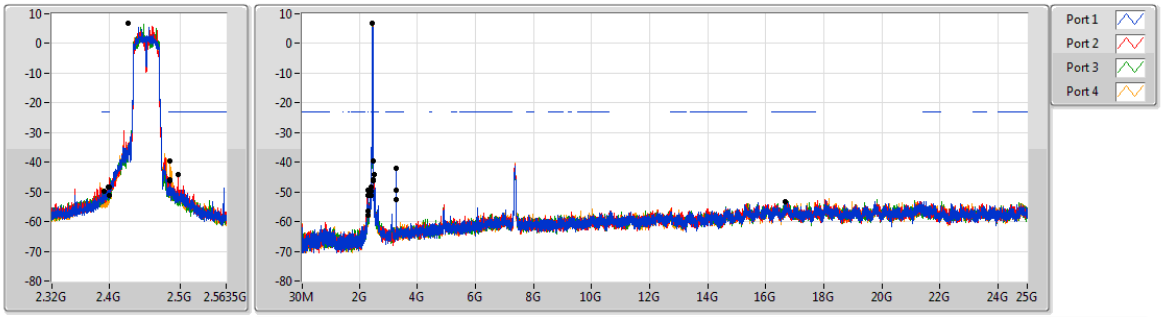

Ref(Hz)	Ref(dBm)	Limit(dBm)	Freq(Hz)	Level(dBm)	Freq(Hz)	Level(dBm)	Freq(Hz)	Level(dBm)	Freq(Hz)	Level(dBm)	Port
2.425718G	6.96	-23.04	2.302825G	-51.06	2.39904G	-48.30	2.4843G	-46.37	3.267445G	-42.10	1
2.425718G	6.96	-23.04	2.305115G	-49.42	2.39968G	-48.51	2.49694G	-44.00	3.267445G	-49.52	2
2.425718G	6.96	-23.04	2.305115G	-56.55	2.39264G	-49.70	2.48446G	-45.91	3.267445G	-52.70	3
2.425718G	6.96	-23.04	2.30397G	-57.96	2.39952G	-51.10	2.48446G	-39.41	16.650817G	-53.19	4

RSE below 1GHz Result			
Operating Mode	1	**Polarization**	Horizontal
Operating Function	CTX		

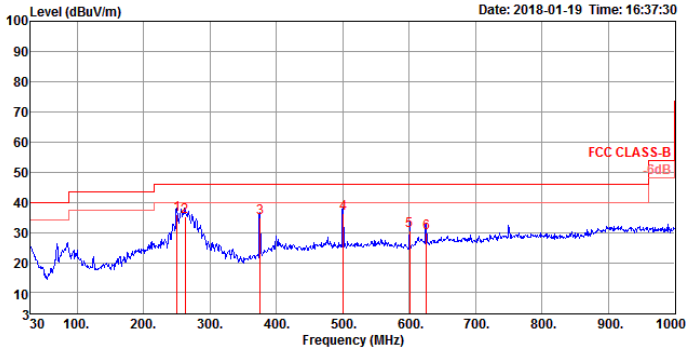

	Freq	Level	Limit Line	Over Limit	Read Level	Cable Loss	Antenna Factor	Preamp Factor	A/Pos	T/Pos	Remark	Pol/Phase
	MHz	dBuV/m	dBuV/m	dB	dBuV	dB	dB/m	dB	cm	deg		
1	250.19	36.01	46.00	-9.99	47.12	2.38	18.80	32.29	100	257	QP	HORIZONTAL
2	262.80	35.15	46.00	-10.85	45.39	2.45	19.59	32.28	125	112	QP	HORIZONTAL
3	375.32	34.74	46.00	-11.26	43.03	2.22	21.78	32.29	125	82	QP	HORIZONTAL
4	500.45	36.36	46.00	-9.64	41.93	2.94	23.82	32.33	200	141	QP	HORIZONTAL
5	600.36	30.71	46.00	-15.29	36.35	1.85	24.90	32.39	300	103	QP	HORIZONTAL
6	625.58	29.96	46.00	-16.04	34.42	2.76	25.16	32.38	100	84	QP	HORIZONTAL

Note 1: “>20dB” means emission levels that exceed the level of 20 dB below the applicable limit.
Note 2: “N/F” means Nothing Found emissions (No emissions were detected.)

RSE below 1GHz Result			
Operating Mode	1	**Polarization**	Vertical
Operating Function	CTX		

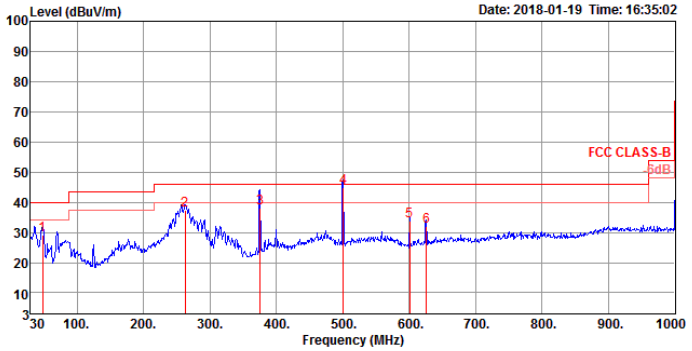

	Freq	Level	Limit Line	Over Limit	Read Level	Cable Loss	Antenna Factor	Preamp Factor	A/Pos	T/Pos	Remark	Pol/Phase
	MHz	dBuV/m	dBuV/m	dB	dBuV	dB	dB/m	dB	cm	deg		
1	48.43	29.04	40.00	-10.96	44.58	1.42	15.46	32.42	100	289	QP	VERTICAL
2	262.80	37.24	46.00	-8.76	47.48	2.45	19.59	32.28	200	0	QP	VERTICAL
3	375.32	38.02	46.00	-7.98	46.31	2.22	21.78	32.29	100	190	QP	VERTICAL
4	500.45	44.96	46.00	-1.04	50.53	2.94	23.82	32.33	100	240	QP	VERTICAL
5	600.36	33.95	46.00	-12.05	39.59	1.85	24.90	32.39	100	1	QP	VERTICAL
6	625.58	32.03	46.00	-13.97	36.49	2.76	25.16	32.38	125	4	QP	VERTICAL

Note 1: “>20dB” means emission levels that exceed the level of 20 dB below the applicable limit.
Note 2: “N/F” means Nothing Found emissions (No emissions were detected.)

Summary

Mode	Result	Type	Freq (Hz)	Level (dBuV/m)	Limit (dBuV/m)	Margin (dB)	Factor (dB)	Dist (m)	Condition	Azimuth (°)	Height (m)	Comments
2.4-2.4835GHz	-	-	-	-	-	-	-	-	-	-	-	-
802.11ac VHT20_Nss1,(MCS0)_4TX	Pass	AV	2.389998G	53.94	54.00	-0.06	32.14	3	Horizontal	7	2.60	-

802.11b_Nss1,(1Mbps)_4TX

2412MHz_TX

15/01/2018

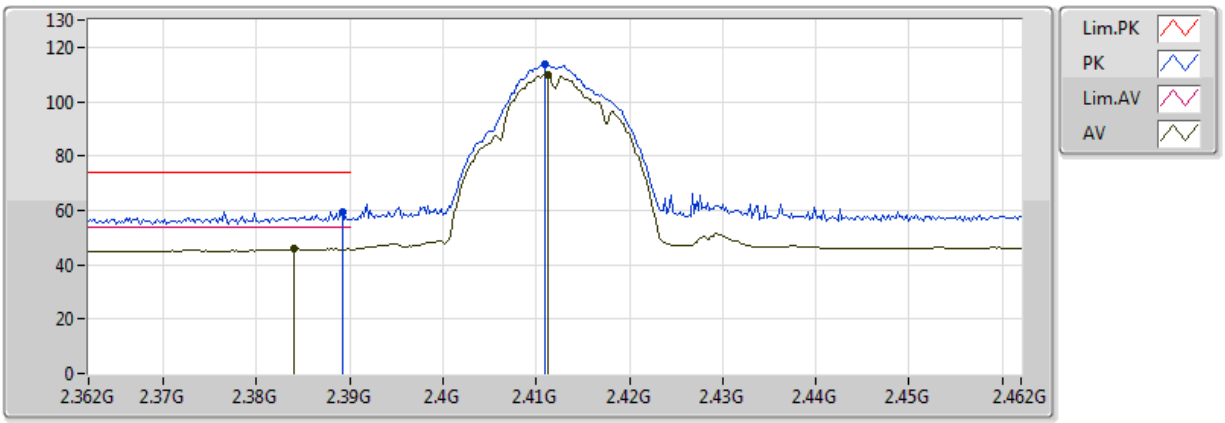

20180115
EUT Y 4TX
Setting 18.5
03-R-2-FSP(100019)

Type	Freq	Level	Limit	Margin	Factor	Dist	Condition	Azimuth	Height	Comments
	(Hz)	(dBuV/m)	(dBuV/m)	(dB)	(dB)	(m)		(°)	(m)	
AV	2.384G	45.80	54.00	-8.20	32.17	3	Vertical	74	1.50	-
AV	2.4112G	110.02	Inf	-Inf	32.24	3	Vertical	74	1.50	-
PK	2.3892G	59.48	74.00	-14.52	32.18	3	Vertical	74	1.50	-
PK	2.411G	113.83	Inf	-Inf	32.24	3	Vertical	74	1.50	-

802.11b_Nss1,(1Mbps)_4TX

2412MHz_TX

15/01/2018

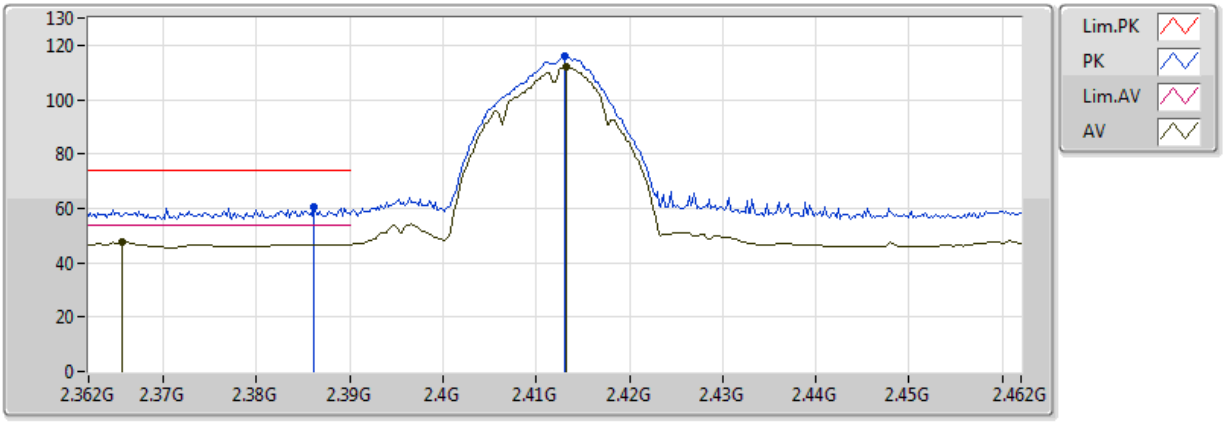

20180115
EUT Y 4TX
Setting 18.5
03-R-2-FSP(100019)

Type	Freq	Level	Limit	Margin	Factor	Dist	Condition	Azimuth	Height	Comments
	(Hz)	(dBuV/m)	(dBuV/m)	(dB)	(dB)	(m)		(°)	(m)	
AV	2.3656G	47.65	54.00	-6.35	32.11	3	Horizontal	7	1.57	-
AV	2.4132G	111.80	Inf	-Inf	32.25	3	Horizontal	7	1.57	-
PK	2.3862G	60.41	74.00	-13.59	32.17	3	Horizontal	7	1.57	-
PK	2.413G	115.89	Inf	-Inf	32.25	3	Horizontal	7	1.57	-

802.11b_Nss1,(1Mbps)_4TX

2412MHz_TX

15/01/2018

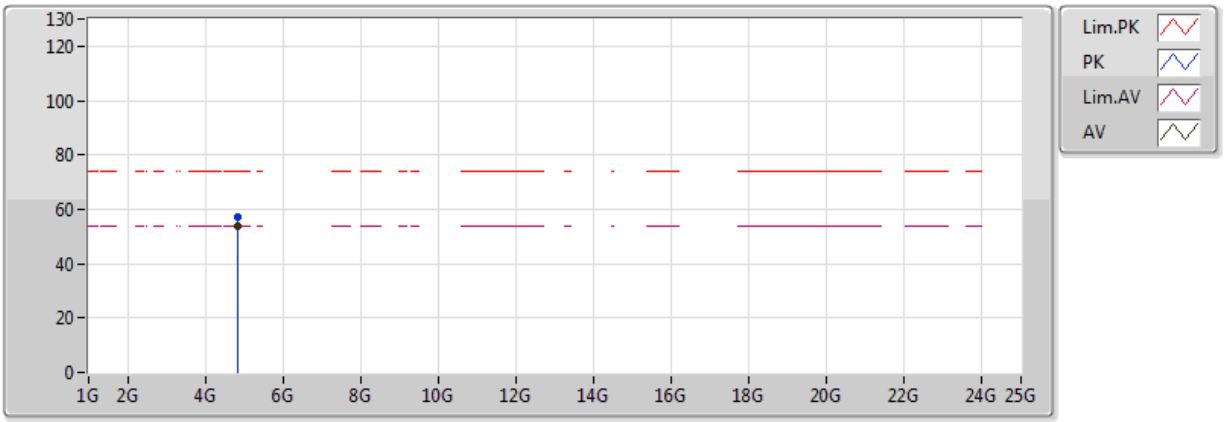

20180115
EUT Y 4TX
Setting 18.5
03-R-2-FSP(100019)

Type	Freq	Level	Limit	Margin	Factor	Dist	Condition	Azimuth	Height	Comments
	(Hz)	(dBuV/m)	(dBuV/m)	(dB)	(dB)	(m)		(°)	(m)	
AV	4.82396G	53.93	54.00	-0.07	4.87	3	Vertical	99	1.02	-
PK	4.82404G	56.96	74.00	-17.04	4.87	3	Vertical	99	1.02	-

802.11b_Nss1,(1Mbps)_4TX

2412MHz_TX

15/01/2018

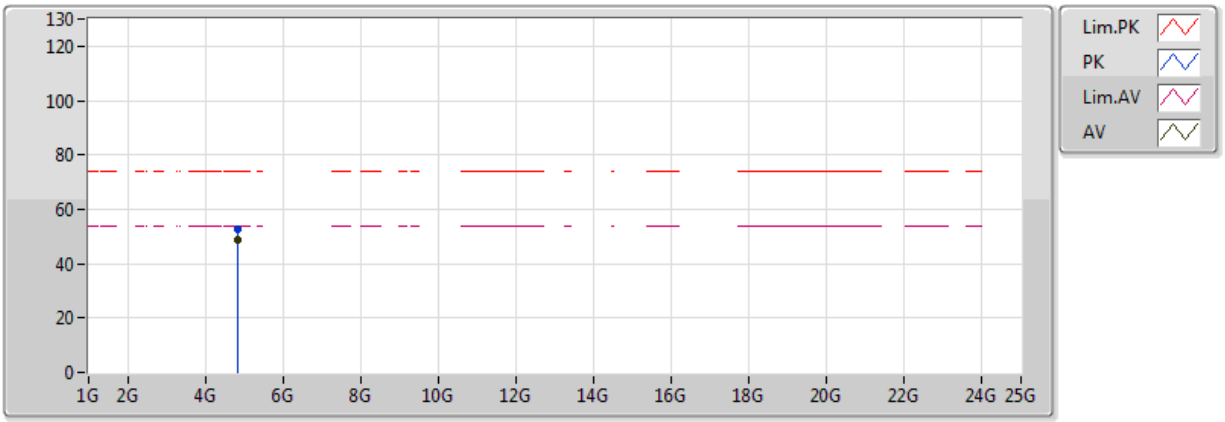

20180115
EUT Y 4TX
Setting 18.5
03-R-2-FSP(100019)

Type	Freq	Level	Limit	Margin	Factor	Dist	Condition	Azimuth	Height	Comments
	(Hz)	(dBuV/m)	(dBuV/m)	(dB)	(dB)	(m)		(°)	(m)	
AV	4.824G	48.81	54.00	-5.19	4.87	3	Horizontal	66	2.23	-
PK	4.824G	52.92	74.00	-21.08	4.87	3	Horizontal	66	2.23	-

802.11b_Nss1,(1Mbps)_4TX

2417MHz_TX

14/02/2018

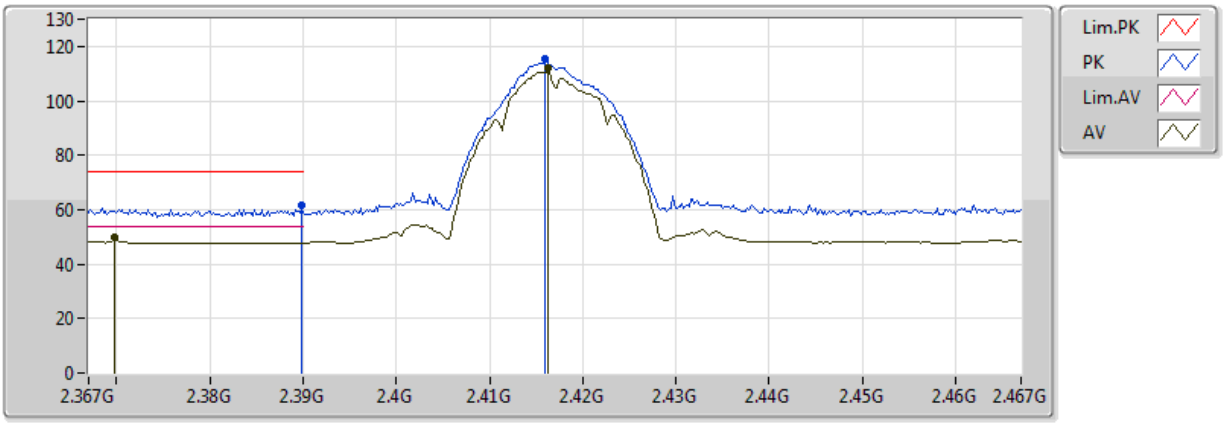

20180214
EUT Y 4TX
Setting 20
02-N-2
FSP(100019)

Type	Freq	Level	Limit	Margin	Factor	Conditi	Comments	Raw	CL	AT
	(Hz)	(dBuV/m)	(dBuV/m)	(dB)	(dB)			(dBuV)	(dB)	(dB)
AV	2.3698G	49.74	54.00	-4.26	32.08	Vertical	-	17.66	3.77	-
AV	2.4162G	111.79	Inf	-Inf	32.22	Vertical	-	79.57	3.81	-
PK	2.3898G	61.80	74.00	-12.20	32.14	Vertical	-	29.66	3.78	-
PK	2.416G	115.54	Inf	-Inf	32.22	Vertical	-	83.32	3.81	-

802.11b_Nss1,(1Mbps)_4TX

2417MHz_TX

14/02/2018

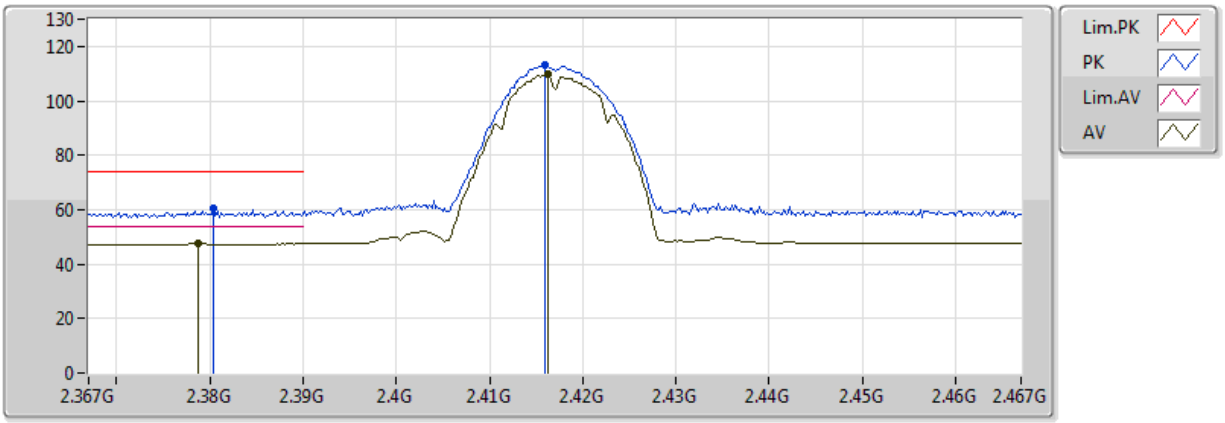

20180214
EUT Y 4TX
Setting 20
02-N-2
FSP(100019)

Type	Freq	Level	Limit	Margin	Factor	Conditi	Comments	Raw	CL	AT
	(Hz)	(dBuV/m)	(dBuV/m)	(dB)	(dB)			(dBuV)	(dB)	(dB)
AV	2.3788G	47.87	54.00	-6.13	32.11	Horizon	-	15.77	3.78	-
AV	2.4162G	109.63	Inf	-Inf	32.22	Horizon	-	77.40	3.81	-
PK	2.3804G	60.77	74.00	-13.23	32.11	Horizon	-	28.66	3.78	-
PK	2.416G	113.25	Inf	-Inf	32.22	Horizon	-	81.03	3.81	-

802.11b_Nss1,(1Mbps)_4TX

2437MHz_TX

15/01/2018

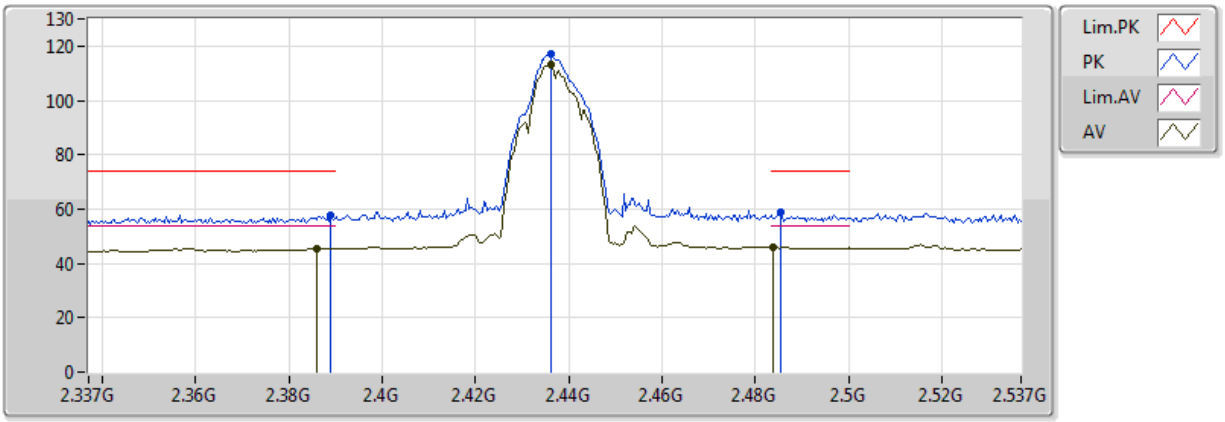

20180115
EUT Y 4TX
Setting 20
03-R-2-FSP(100019)

Type	Freq	Level	Limit	Margin	Factor	Dist	Condition	Azimuth	Height	Comments
	(Hz)	(dBuV/m)	(dBuV/m)	(dB)	(dB)	(m)		(°)	(m)	
AV	2.3858G	45.66	54.00	-8.34	32.17	3	Vertical	73	1.50	-
AV	2.4362G	113.20	Inf	-Inf	32.30	3	Vertical	73	1.50	-
AV	2.4838G	46.04	54.00	-7.96	32.42	3	Vertical	73	1.50	-
PK	2.389G	57.69	74.00	-16.31	32.18	3	Vertical	73	1.50	-
PK	2.4362G	117.31	Inf	-Inf	32.30	3	Vertical	73	1.50	-
PK	2.4854G	58.84	74.00	-15.16	32.42	3	Vertical	73	1.50	-

802.11b_Nss1,(1Mbps)_4TX

2437MHz_TX

15/01/2018

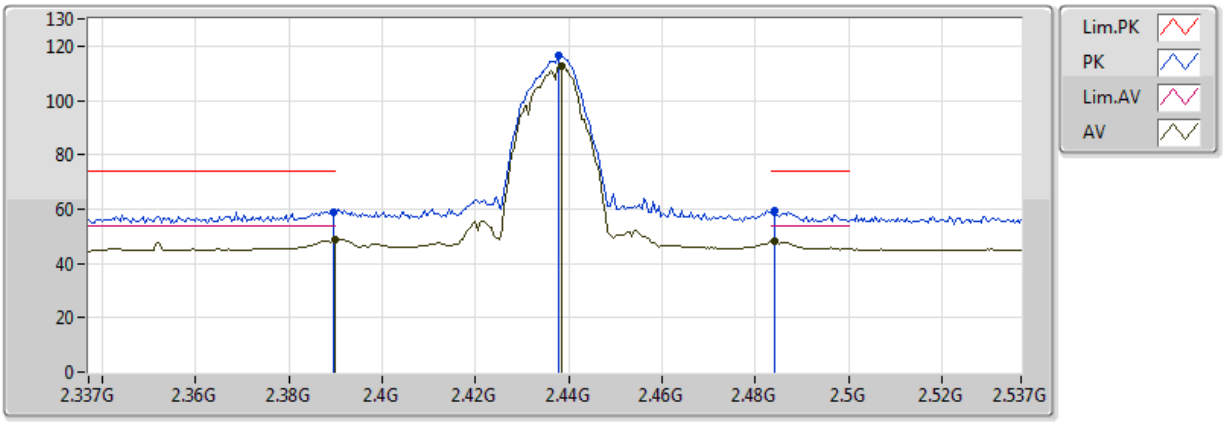

20180115
EUT Y 4TX
Setting 20
03-R-2-FSP(100019)

Type	Freq	Level	Limit	Margin	Factor	Dist	Condition	Azimuth	Height	Comments
	(Hz)	(dBuV/m)	(dBuV/m)	(dB)	(dB)	(m)		(°)	(m)	
AV	2.389998G	48.80	54.00	-5.20	32.18	3	Horizontal	7	1.50	-
AV	2.4386G	112.53	Inf	-Inf	32.31	3	Horizontal	7	1.50	-
AV	2.4842G	48.38	54.00	-5.62	32.42	3	Horizontal	7	1.50	-
PK	2.3894G	59.03	74.00	-14.97	32.18	3	Horizontal	7	1.50	-
PK	2.4378G	116.70	Inf	-Inf	32.31	3	Horizontal	7	1.50	-
PK	2.4842G	59.27	74.00	-14.73	32.42	3	Horizontal	7	1.50	-

802.11b_Nss1,(1Mbps)_4TX

2437MHz_TX

18/01/2018

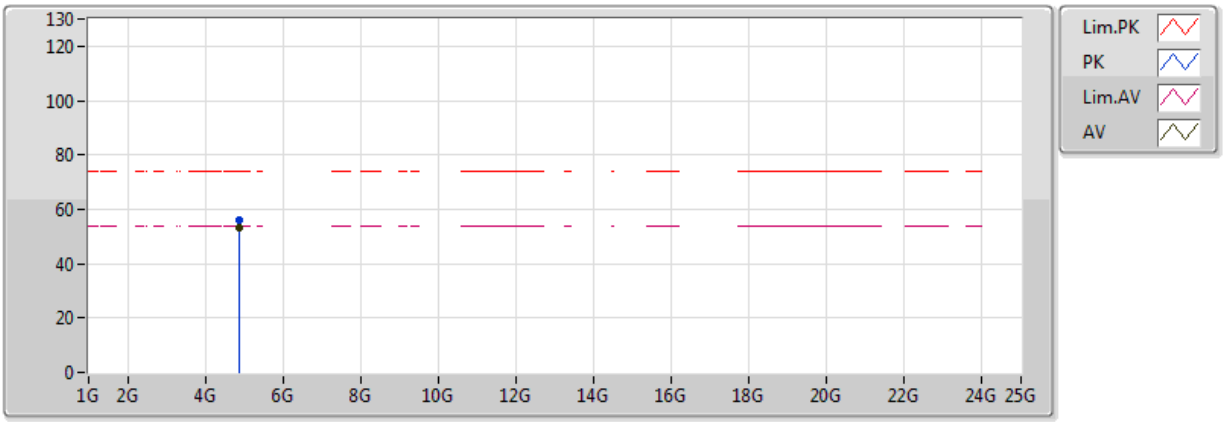

20180115
EUT Y 4TX
Setting 20
03-R-2-FSP(100019)

Type	Freq	Level	Limit	Margin	Factor	Dist	Condition	Azimuth	Height	Comments
	(Hz)	(dBuV/m)	(dBuV/m)	(dB)	(dB)	(m)		(°)	(m)	
AV	4.874G	53.41	54.00	-0.59	4.93	3	Vertical	193	2.24	-
PK	4.87396G	56.29	74.00	-17.71	4.93	3	Vertical	193	2.24	-

802.11b_Nss1,(1Mbps)_4TX

2437MHz_TX

15/01/2018

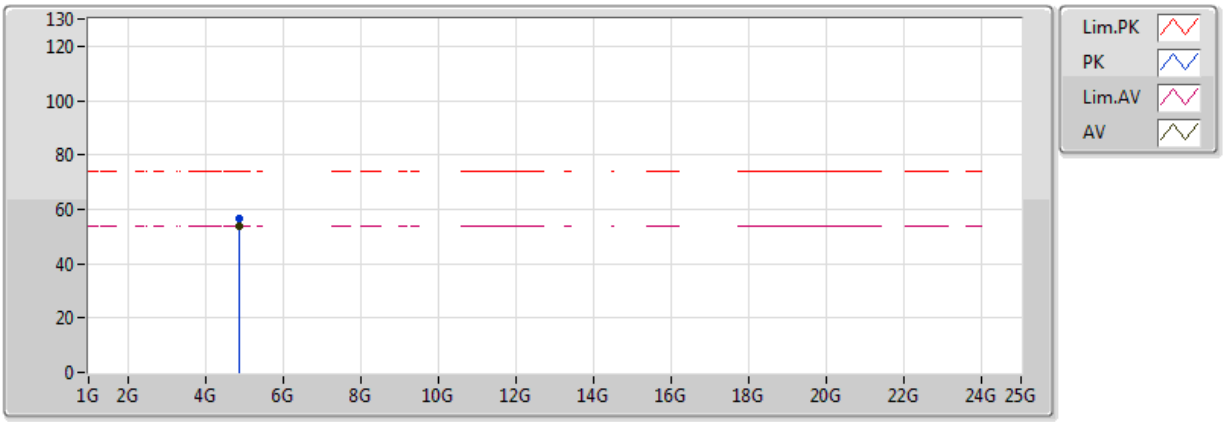

20180115
EUT Y 4TX
Setting 20
03-R-2-FSP(100019)

Type	Freq	Level	Limit	Margin	Factor	Dist	Condition	Azimuth	Height	Comments
	(Hz)	(dBuV/m)	(dBuV/m)	(dB)	(dB)	(m)		(°)	(m)	
AV	4.874G	53.74	54.00	-0.26	4.93	3	Horizontal	241	1.26	-
PK	4.87392G	56.73	74.00	-17.27	4.93	3	Horizontal	241	1.26	-

802.11b_Nss1,(1Mbps)_4TX

2462MHz_TX

15/01/2018

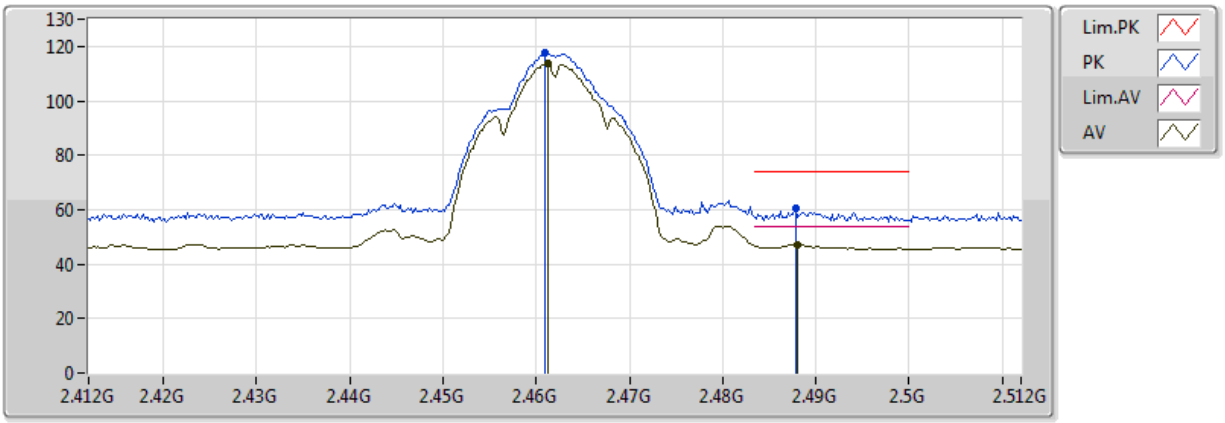

20180115
EUT Y 4TX
Setting 20.5
03-R-2-FSP(100019)

Type	Freq	Level	Limit	Margin	Factor	Dist	Condition	Azimuth	Height	Comments
	(Hz)	(dBuV/m)	(dBuV/m)	(dB)	(dB)	(m)		(°)	(m)	
AV	2.4612G	113.90	Inf	-Inf	32.36	3	Vertical	64	1.50	-
AV	2.488G	47.16	54.00	-6.84	32.43	3	Vertical	64	1.50	-
PK	2.461G	117.55	Inf	-Inf	32.36	3	Vertical	64	1.50	-
PK	2.4878G	60.42	74.00	-13.58	32.43	3	Vertical	64	1.50	-

802.11b_Nss1,(1Mbps)_4TX

2462MHz_TX

15/01/2018

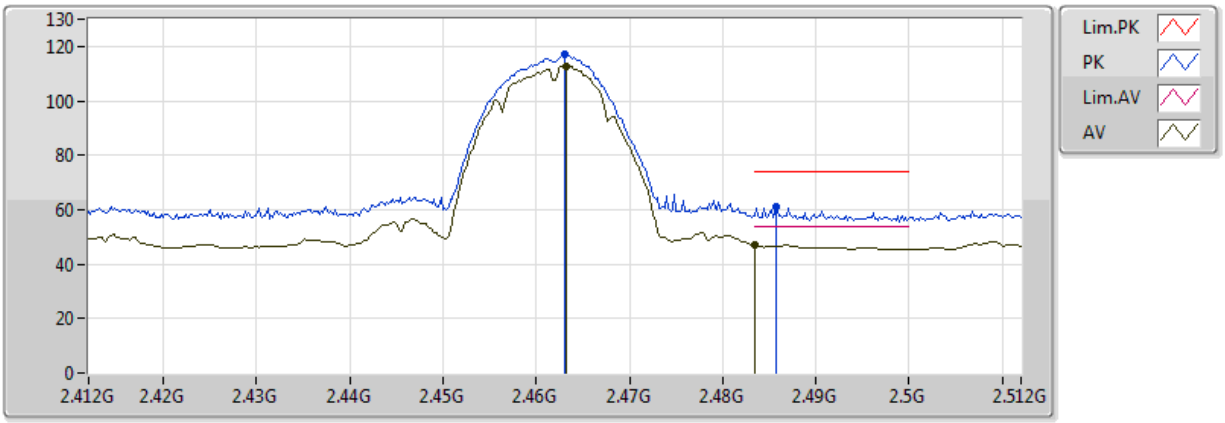

20180115
EUT Y 4TX
Setting 20.5
03-R-2-FSP(100019)

Type	Freq	Level	Limit	Margin	Factor	Dist	Condition	Azimuth	Height	Comments
	(Hz)	(dBuV/m)	(dBuV/m)	(dB)	(dB)	(m)		(°)	(m)	
AV	2.4632G	112.74	Inf	-Inf	32.37	3	Horizontal	2	1.73	-
AV	2.483502G	46.97	54.00	-7.03	32.42	3	Horizontal	2	1.73	-
PK	2.463G	116.84	Inf	-Inf	32.37	3	Horizontal	2	1.73	-
PK	2.4858G	61.09	74.00	-12.91	32.42	3	Horizontal	2	1.73	-

802.11b_Nss1,(1Mbps)_4TX

2462MHz_TX

15/01/2018

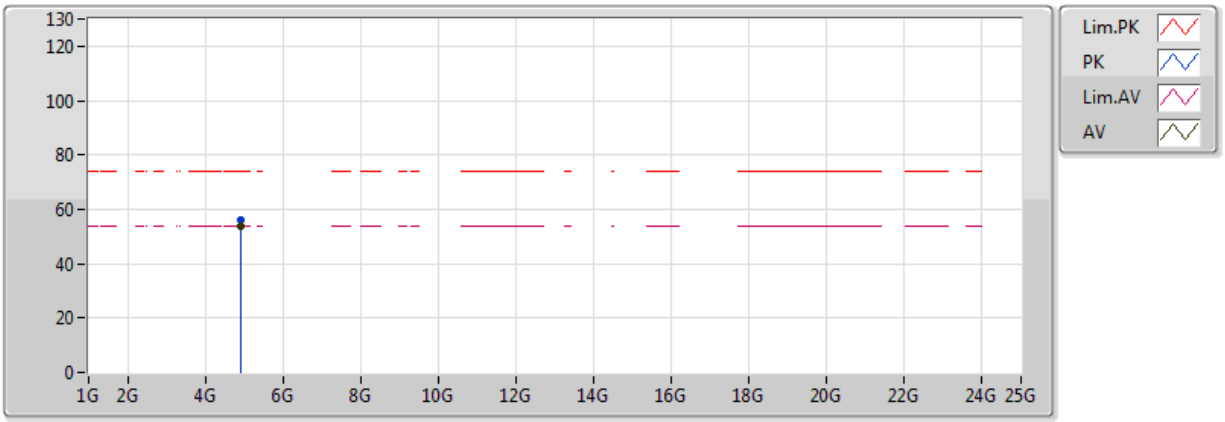

20180115
EUT Y 4TX
Setting 20.5
03-R-2-FSP(100019)

Type	Freq	Level	Limit	Margin	Factor	Dist	Condition	Azimuth	Height	Comments
	(Hz)	(dBuV/m)	(dBuV/m)	(dB)	(dB)	(m)		(°)	(m)	
AV	4.92396G	53.58	54.00	-0.42	4.99	3	Vertical	155	1.13	-
PK	4.92396G	56.28	74.00	-17.72	4.99	3	Vertical	155	1.13	-

802.11b_Nss1,(1Mbps)_4TX

2462MHz_TX

15/01/2018

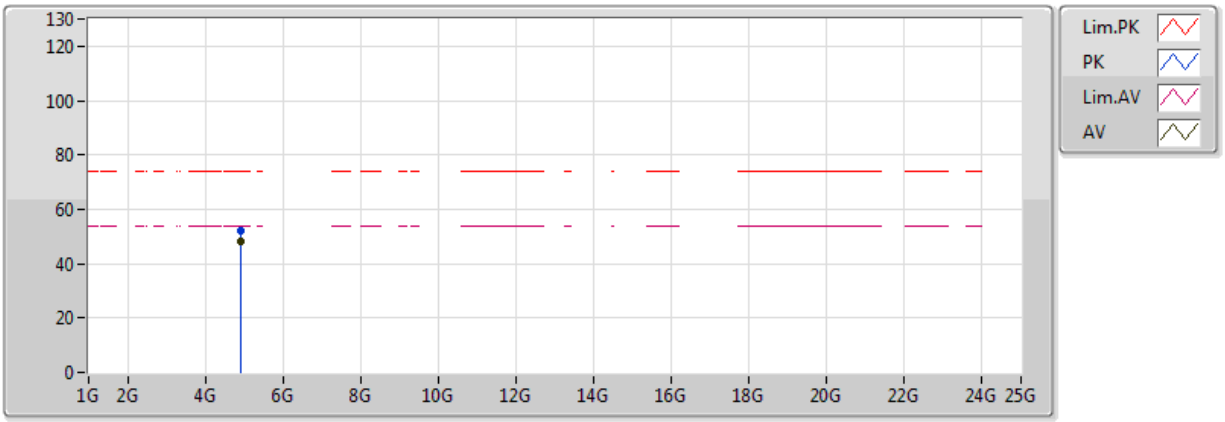

20180115
EUT Y 4TX
Setting 20.5
03-R-2-FSP(100019)

Type	Freq	Level	Limit	Margin	Factor	Dist	Condition	Azimuth	Height	Comments
	(Hz)	(dBuV/m)	(dBuV/m)	(dB)	(dB)	(m)		(°)	(m)	
AV	4.92396G	48.11	54.00	-5.89	4.99	3	Horizontal	251	1.50	-
PK	4.92404G	51.90	74.00	-22.10	4.99	3	Horizontal	251	1.50	-

802.11g_Nss1,(6Mbps)_4TX

2412MHz_TX

15/01/2018

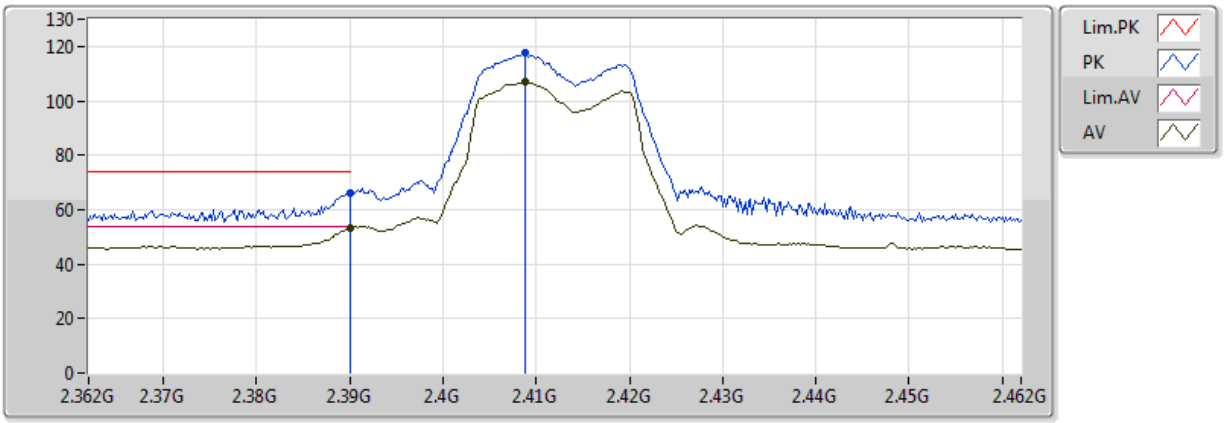

20180115
EUT Y 4TX
Setting 18.5
03-R-2-FSP(100019)

Type	Freq	Level	Limit	Margin	Factor	Dist	Condition	Azimuth	Height	Comments
	(Hz)	(dBuV/m)	(dBuV/m)	(dB)	(dB)	(m)		(°)	(m)	
AV	2.39G	53.35	54.00	-0.65	32.18	3	Vertical	351	2.65	-
AV	2.4088G	106.90	Inf	-Inf	32.24	3	Vertical	351	2.65	-
PK	2.39G	66.01	74.00	-7.99	32.18	3	Vertical	351	2.65	-
PK	2.4088G	117.55	Inf	-Inf	32.24	3	Vertical	351	2.65	-

802.11g_Nss1,(6Mbps)_4TX

2412MHz_TX

15/01/2018

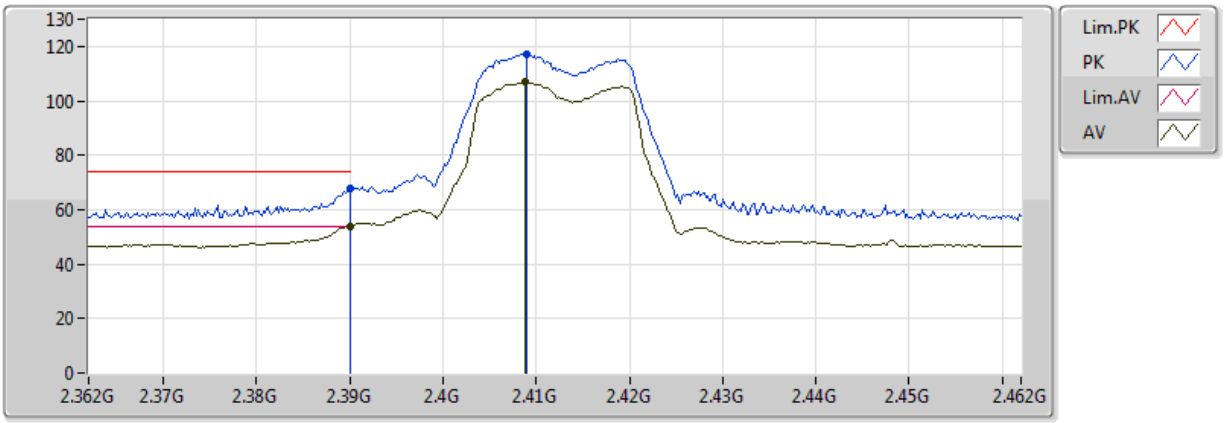

20180115
EUT Y 4TX
Setting 18.5
03-R-2-FSP(100019)

Type	Freq	Level	Limit	Margin	Factor	Dist	Condition	Azimuth	Height	Comments
	(Hz)	(dBuV/m)	(dBuV/m)	(dB)	(dB)	(m)		(°)	(m)	
AV	2.39G	53.91	54.00	-0.09	32.18	3	Horizontal	6	1.40	-
AV	2.4088G	106.88	Inf	-Inf	32.24	3	Horizontal	6	1.40	-
PK	2.39G	67.55	74.00	-6.45	32.18	3	Horizontal	6	1.40	-
PK	2.409G	117.17	Inf	-Inf	32.24	3	Horizontal	6	1.40	-

802.11g_Nss1,(6Mbps)_4TX

2412MHz_TX

24/01/2018

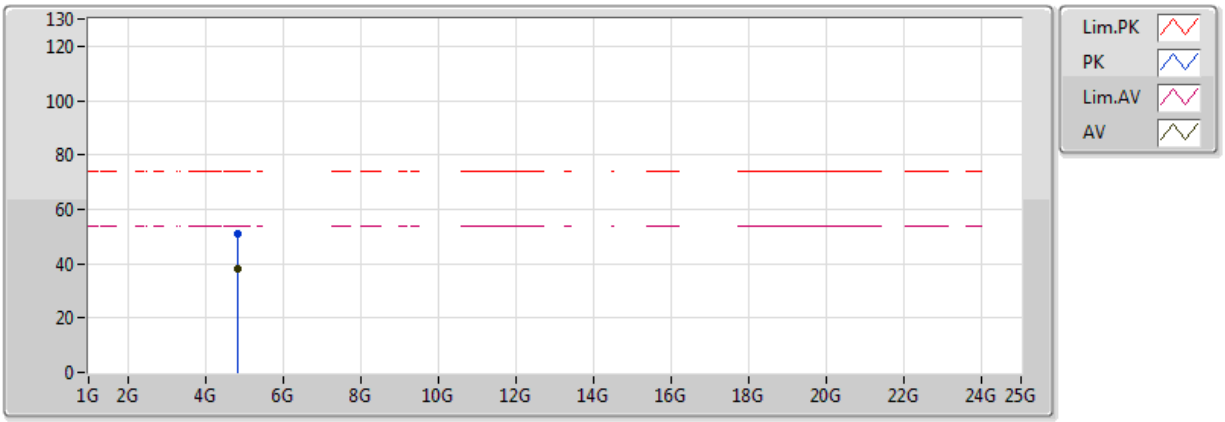

20180124
EUT Y 4TX
Setting 18.5
02-J-5
FSU

Type	Freq	Level	Limit	Margin	Factor	Dist	Condition	Azimuth	Height	Comments
	(Hz)	(dBuV/m)	(dBuV/m)	(dB)	(dB)	(m)		(°)	(m)	
AV	4.82412G	37.92	54.00	-16.08	9.19	3	Vertical	196	2.36	-
PK	4.82436G	50.96	74.00	-23.04	9.19	3	Vertical	196	2.36	-

802.11g_Nss1,(6Mbps)_4TX

2412MHz_TX

24/01/2018

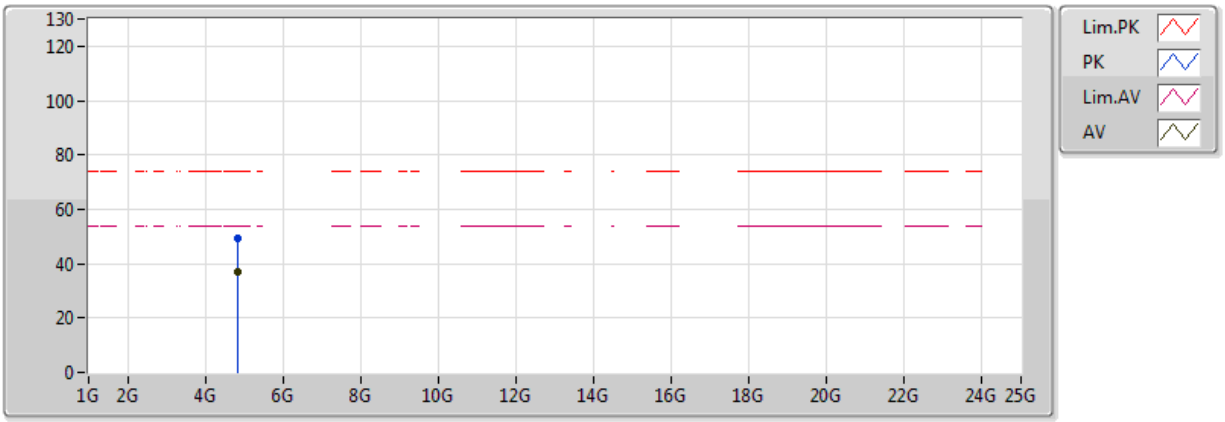

20180124
EUT Y 4TX
Setting 18.5
02-J-5
FSU

Type	Freq	Level	Limit	Margin	Factor	Dist	Condition	Azimuth	Height	Comments
	(Hz)	(dBuV/m)	(dBuV/m)	(dB)	(dB)	(m)		(°)	(m)	
AV	4.82196G	36.85	54.00	-17.15	9.18	3	Horizontal	238	1.32	-
PK	4.82178G	49.31	74.00	-24.69	9.18	3	Horizontal	238	1.32	-

802.11g_Nss1,(6Mbps)_4TX

2417MHz_TX

14/02/2018

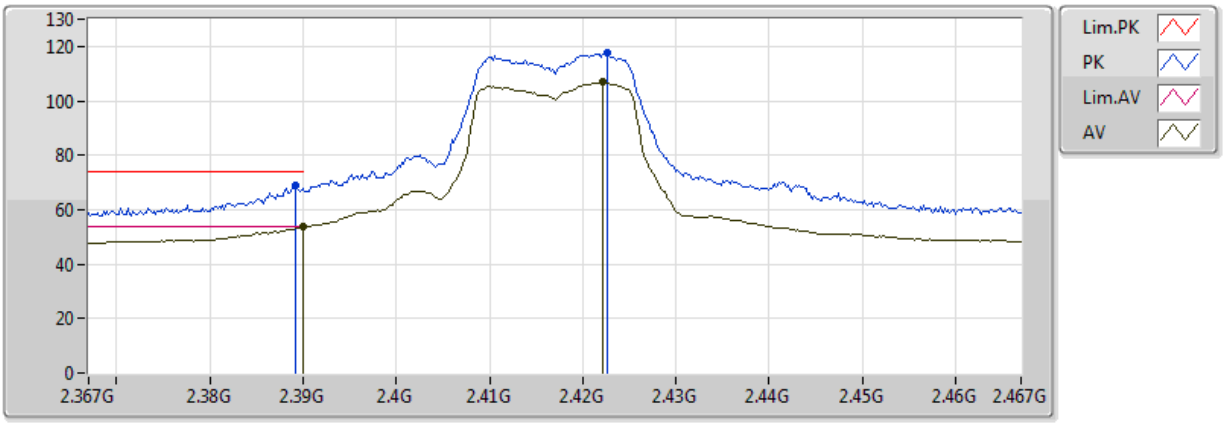

20180214
EUT Y 4TX
Setting 23
02-N-2
FSP(100019)

Type	Freq	Level	Limit	Margin	Factor	Conditi	Comments	Raw	CL	AT
	(Hz)	(dBuV/m)	(dBuV/m)	(dB)	(dB)			(dBuV)	(dB)	(dB)
AV	2.39G	53.69	54.00	-0.31	32.18	Vertical	-	21.50	3.96	-
AV	2.4222G	106.77	Inf	-Inf	32.27	Vertical	-	74.50	3.99	-
PK	2.3892G	68.96	74.00	-5.04	32.18	Vertical	-	36.78	3.96	-
PK	2.4226G	117.71	Inf	-Inf	32.27	Vertical	-	85.44	3.99	-

802.11g_Nss1,(6Mbps)_4TX

2417MHz_TX

14/02/2018

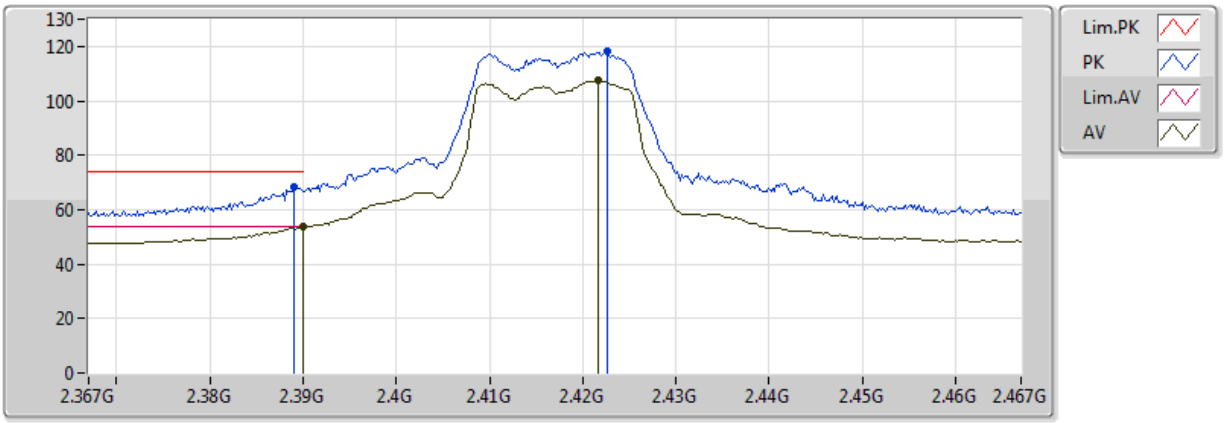

20180214
EUT Y 4TX
Setting 23
02-N-2
FSP(100019)

Type	Freq	Level	Limit	Margin	Factor	Conditi	Comments	Raw	CL	AT
	(Hz)	(dBuV/m)	(dBuV/m)	(dB)	(dB)			(dBuV)	(dB)	(dB)
AV	2.39G	53.61	54.00	-0.39	32.18	Horizon	-	21.43	3.96	-
AV	2.4216G	107.31	Inf	-Inf	32.27	Horizon	-	75.04	3.99	-
PK	2.389G	68.45	74.00	-5.55	32.18	Horizon	-	36.27	3.96	-
PK	2.4226G	118.05	Inf	-Inf	32.27	Horizon	-	85.78	3.99	-

802.11g_Nss1,(6Mbps)_4TX

2422MHz_TX

14/02/2018

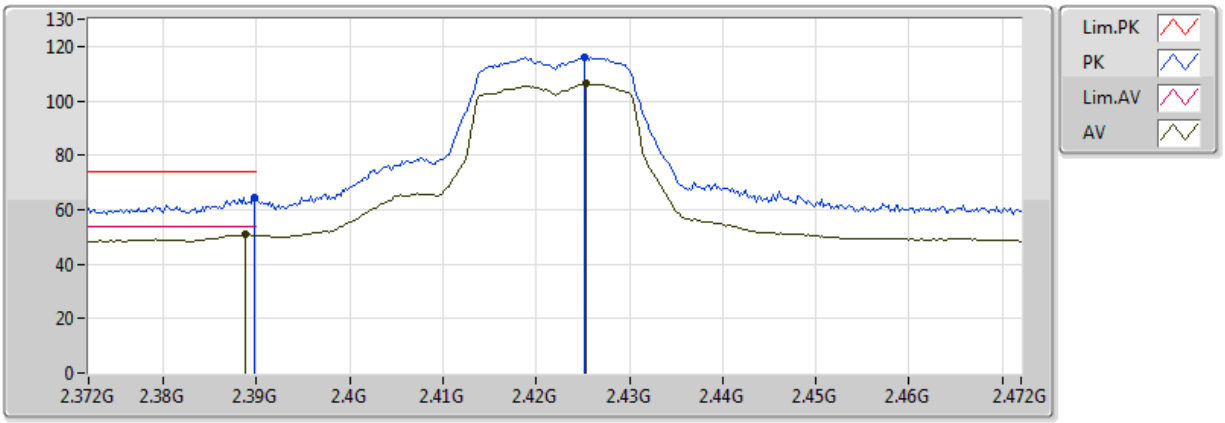

20180214
EUT Y 4TX
Setting 23.5
02-N-2
FSP(100019)

Type	Freq	Level	Limit	Margin	Factor	Conditi	Comments	Raw	CL	AT
	(Hz)	(dBuV/m)	(dBuV/m)	(dB)	(dB)			(dBuV)	(dB)	(dB)
AV	2.3888G	50.90	54.00	-3.10	32.18	Vertical	-	18.72	3.96	-
AV	2.4254G	106.45	Inf	-Inf	32.28	Vertical	-	74.17	4.00	-
PK	2.3898G	64.61	74.00	-9.39	32.18	Vertical	-	32.43	3.96	-
PK	2.4252G	116.15	Inf	-Inf	32.28	Vertical	-	83.87	4.00	-

802.11g_Nss1,(6Mbps)_4TX

2422MHz_TX

14/02/2018

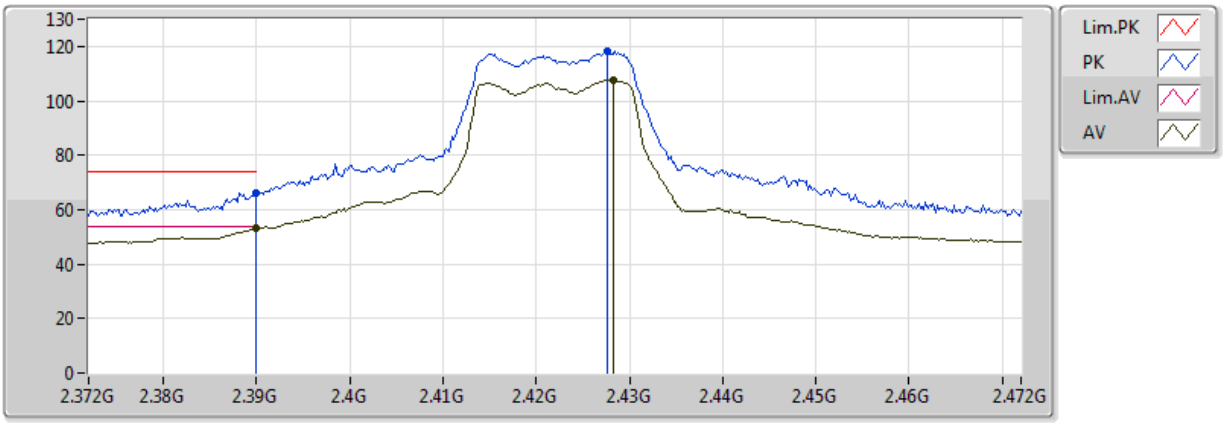

20180214
EUT Y 4TX
Setting 23.5
02-N-2
FSP(100019)

Type	Freq	Level	Limit	Margin	Factor	Conditi	Comments	Raw	CL	AT
	(Hz)	(dBuV/m)	(dBuV/m)	(dB)	(dB)			(dBuV)	(dB)	(dB)
AV	2.39G	53.32	54.00	-0.68	32.18	Horizon	-	21.14	3.96	-
AV	2.4282G	107.39	Inf	-Inf	32.28	Horizon	-	75.11	4.00	-
PK	2.39G	66.31	74.00	-7.69	32.18	Horizon	-	34.13	3.96	-
PK	2.4276G	118.51	Inf	-Inf	32.28	Horizon	-	86.23	4.00	-

802.11g_Nss1,(6Mbps)_4TX

2427MHz_TX

14/02/2018

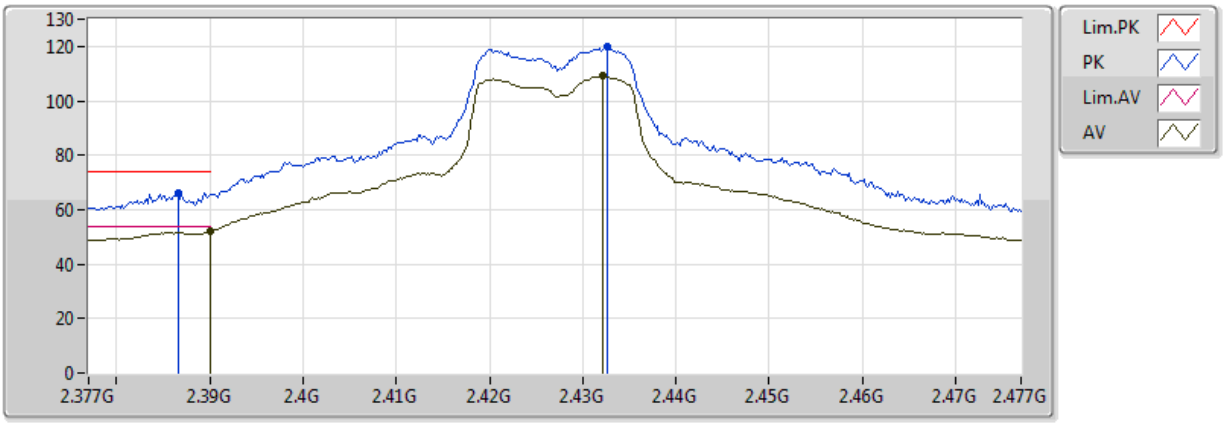

20180214
EUT Y 4TX
Setting 24.5
02-N-2
FSP(100019)

Type	Freq	Level	Limit	Margin	Factor	Conditi	Comments	Raw	CL	AT
	(Hz)	(dBuV/m)	(dBuV/m)	(dB)	(dB)			(dBuV)	(dB)	(dB)
AV	2.39G	52.35	54.00	-1.65	32.18	Vertical	-	20.16	3.96	-
AV	2.4322G	109.22	Inf	-Inf	32.29	Vertical	-	76.93	4.00	-
PK	2.3866G	66.01	74.00	-7.99	32.17	Vertical	-	33.83	3.96	-
PK	2.4326G	119.91	Inf	-Inf	32.29	Vertical	-	87.62	4.00	-

802.11g_Nss1,(6Mbps)_4TX

2427MHz_TX

14/02/2018

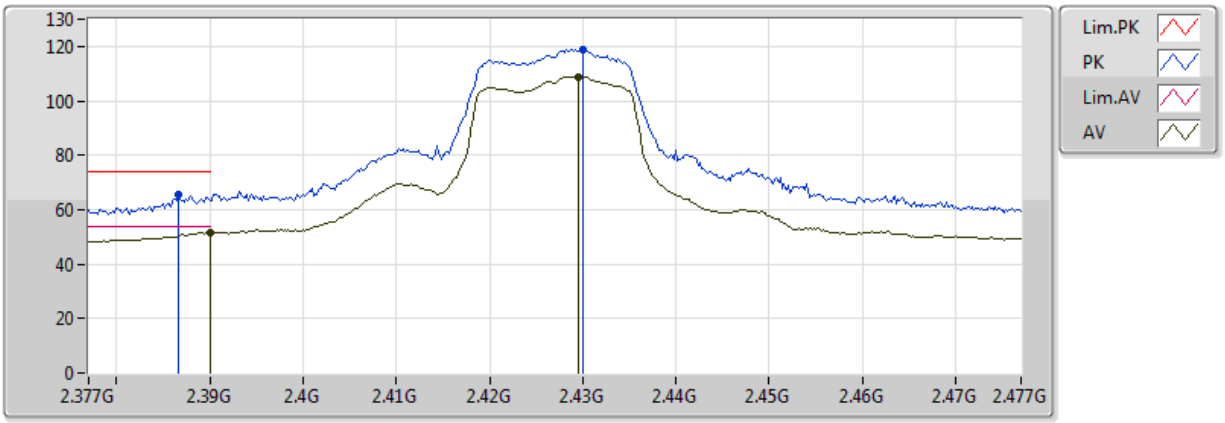

20180214
EUT Y 4TX
Setting 24.5
02-N-2
FSP(100019)

Type	Freq	Level	Limit	Margin	Factor	Conditi	Comments	Raw	CL	AT
	(Hz)	(dBuV/m)	(dBuV/m)	(dB)	(dB)			(dBuV)	(dB)	(dB)
AV	2.39G	51.66	54.00	-2.34	32.18	Horizon	-	19.47	3.96	-
AV	2.4296G	108.91	Inf	-Inf	32.29	Horizon	-	76.62	4.00	-
PK	2.3866G	65.30	74.00	-8.70	32.17	Horizon	-	33.13	3.96	-
PK	2.43G	118.71	Inf	-Inf	32.29	Horizon	-	86.42	4.00	-

802.11g_Nss1,(6Mbps)_4TX

2437MHz_TX

24/01/2018

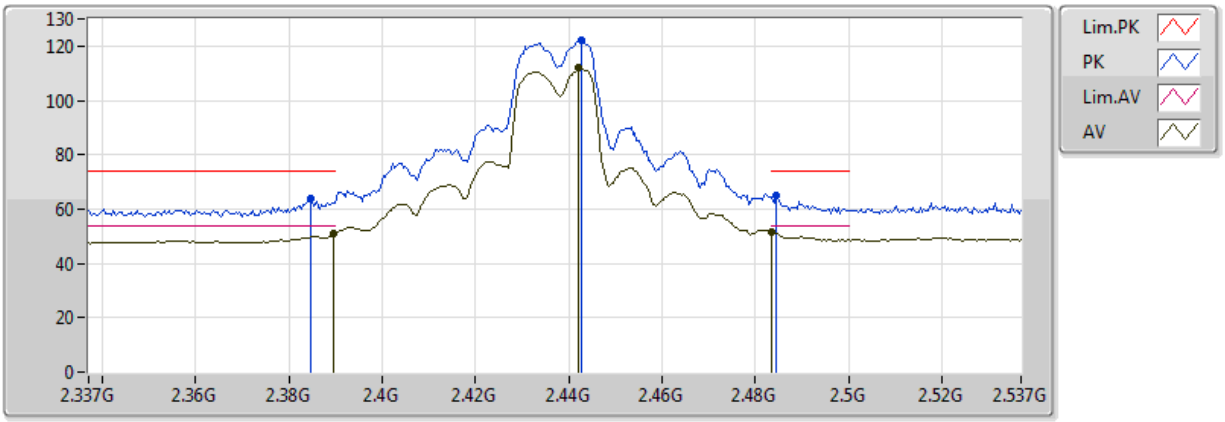

20180124
EUT Y 4TX
Setting 24.5
02-J-5
FSU

Type	Freq	Level	Limit	Margin	Factor	Dist	Condition	Azimuth	Height	Comments
	(Hz)	(dBuV/m)	(dBuV/m)	(dB)	(dB)	(m)		(°)	(m)	
AV	2.3894G	50.99	54.00	-3.01	32.14	3	Vertical	65	1.95	-
AV	2.4422G	111.80	Inf	-Inf	32.31	3	Vertical	65	1.95	-
AV	2.483502G	51.67	54.00	-2.33	32.45	3	Vertical	65	1.95	-
PK	2.3846G	64.14	74.00	-9.86	32.12	3	Vertical	65	1.95	-
PK	2.4426G	122.28	Inf	-Inf	32.31	3	Vertical	65	1.95	-
PK	2.4846G	64.90	74.00	-9.10	32.45	3	Vertical	65	1.95	-

802.11g_Nss1,(6Mbps)_4TX

2437MHz_TX

24/01/2018

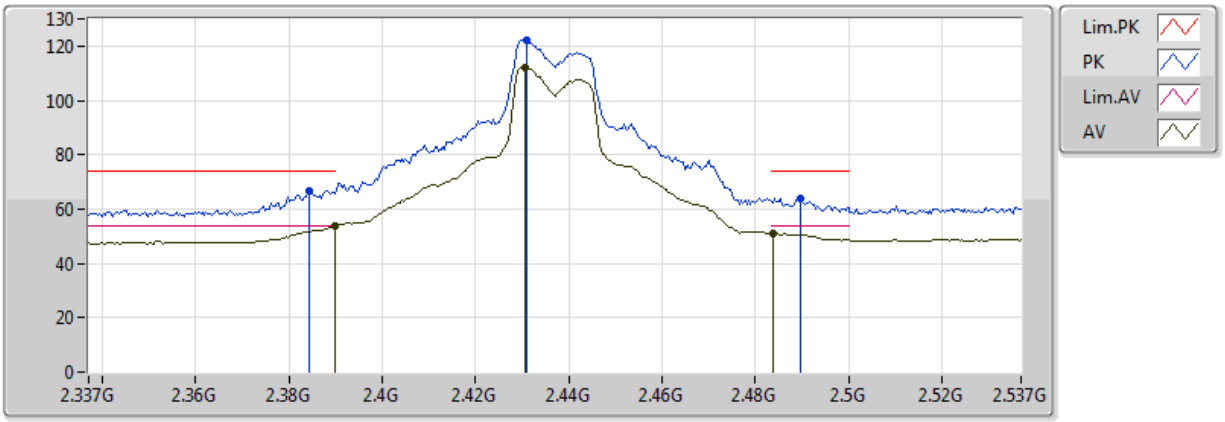

20180124
EUT Y 4TX
Setting 24.5
02-J-5
FSU

Type	Freq	Level	Limit	Margin	Factor	Dist	Condition	Azimuth	Height	Comments
	(Hz)	(dBuV/m)	(dBuV/m)	(dB)	(dB)	(m)		(°)	(m)	
AV	2.389998G	53.89	54.00	-0.11	32.14	3	Horizontal	11	2.59	-
AV	2.4306G	111.84	Inf	-Inf	32.27	3	Horizontal	11	2.59	-
AV	2.4838G	50.95	54.00	-3.05	32.45	3	Horizontal	11	2.59	-
PK	2.3842G	66.75	74.00	-7.25	32.12	3	Horizontal	11	2.59	-
PK	2.431G	122.39	Inf	-Inf	32.27	3	Horizontal	11	2.59	-
PK	2.4898G	64.06	74.00	-9.94	32.47	3	Horizontal	11	2.59	-

802.11g_Nss1,(6Mbps)_4TX

2437MHz_TX

24/01/2018

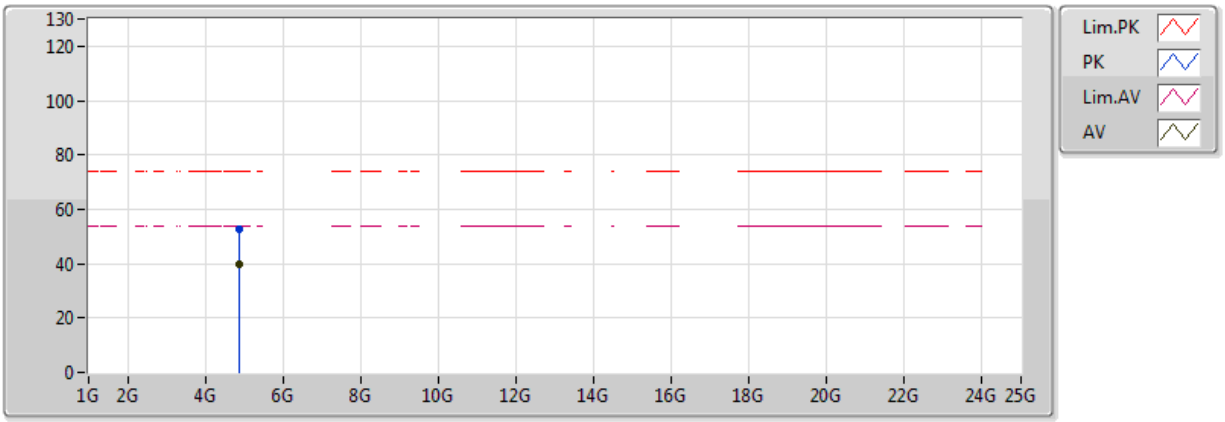

20180124
EUT Y 4TX
Setting 24.5
02-J-5
FSU

Type	Freq	Level	Limit	Margin	Factor	Dist	Condition	Azimuth	Height	Comments
	(Hz)	(dBuV/m)	(dBuV/m)	(dB)	(dB)	(m)		(°)	(m)	
AV	4.874G	39.94	54.00	-14.06	9.29	3	Vertical	157	1.50	-
PK	4.8746G	52.94	74.00	-21.06	9.29	3	Vertical	157	1.50	-

802.11g_Nss1,(6Mbps)_4TX

2437MHz_TX

24/01/2018

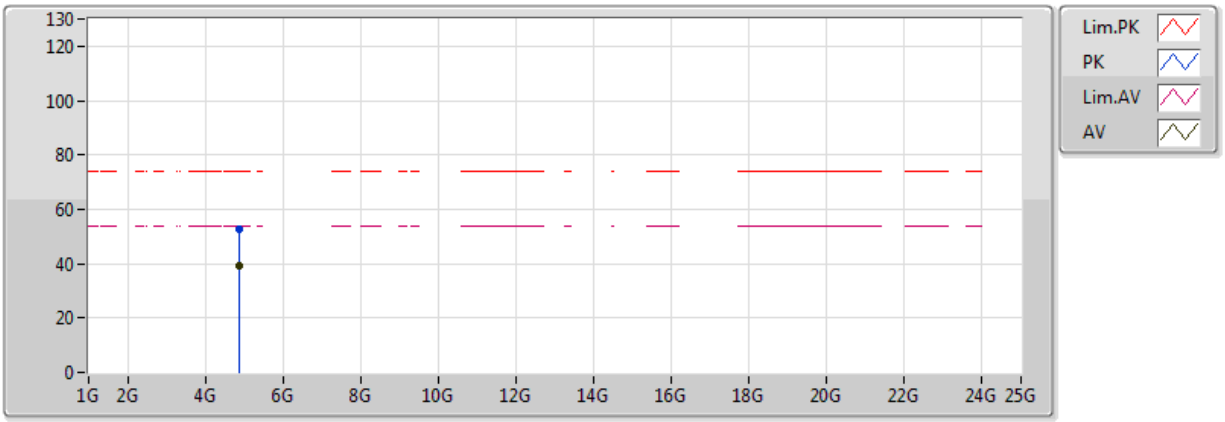

20180124
EUT Y 4TX
Setting 24.5
02-J-5
FSU

Type	Freq	Level	Limit	Margin	Factor	Dist	Condition	Azimuth	Height	Comments
	(Hz)	(dBuV/m)	(dBuV/m)	(dB)	(dB)	(m)		(°)	(m)	
AV	4.8757G	39.37	54.00	-14.63	9.29	3	Horizontal	181	2.70	-
PK	4.8756G	52.49	74.00	-21.51	9.29	3	Horizontal	181	2.70	-

802.11g_Nss1,(6Mbps)_4TX

2447MHz_TX

14/02/2018

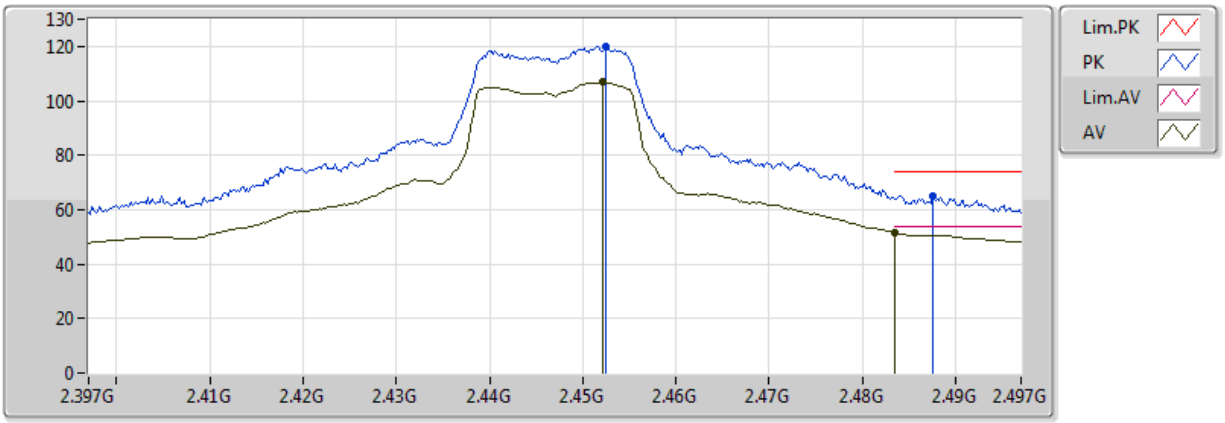

20180214
EUT Y 4TX
Setting 24.5
02-N-2
FSP(100019)

Type	Freq	Level	Limit	Margin	Factor	Conditi	Comments	Raw	CL	AT
	(Hz)	(dBuV/m)	(dBuV/m)	(dB)	(dB)			(dBuV)	(dB)	(dB)
AV	2.4522G	106.80	Inf	-Inf	32.34	Vertical	-	74.46	4.02	-
AV	2.483502G	51.47	54.00	-2.53	32.42	Vertical	-	19.06	4.04	-
PK	2.4524G	119.74	Inf	-Inf	32.34	Vertical	-	87.40	4.02	-
PK	2.4876G	65.14	74.00	-8.86	32.43	Vertical	-	32.71	4.05	-

802.11g_Nss1,(6Mbps)_4TX

2447MHz_TX

14/02/2018

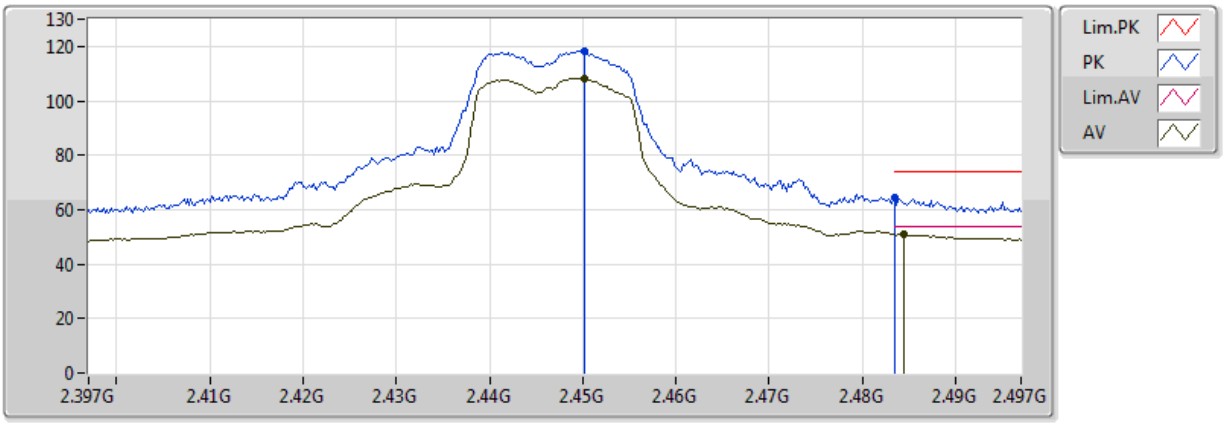

20180214
EUT Y 4TX
Setting 24.5
02-N-2
FSP(100019)

Type	Freq	Level	Limit	Margin	Factor	Conditi	Comments	Raw	CL	AT
	(Hz)	(dBuV/m)	(dBuV/m)	(dB)	(dB)			(dBuV)	(dB)	(dB)
AV	2.4502G	108.39	Inf	-Inf	32.34	Horizon	-	76.06	4.02	-
AV	2.4844G	51.03	54.00	-2.97	32.42	Horizon	-	18.61	4.04	-
PK	2.4502G	118.31	Inf	-Inf	32.34	Horizon	-	85.97	4.02	-
PK	2.483502G	64.32	74.00	-9.68	32.42	Horizon	-	31.91	4.04	-

802.11g_Nss1,(6Mbps)_4TX

2452MHz_TX

14/02/2018

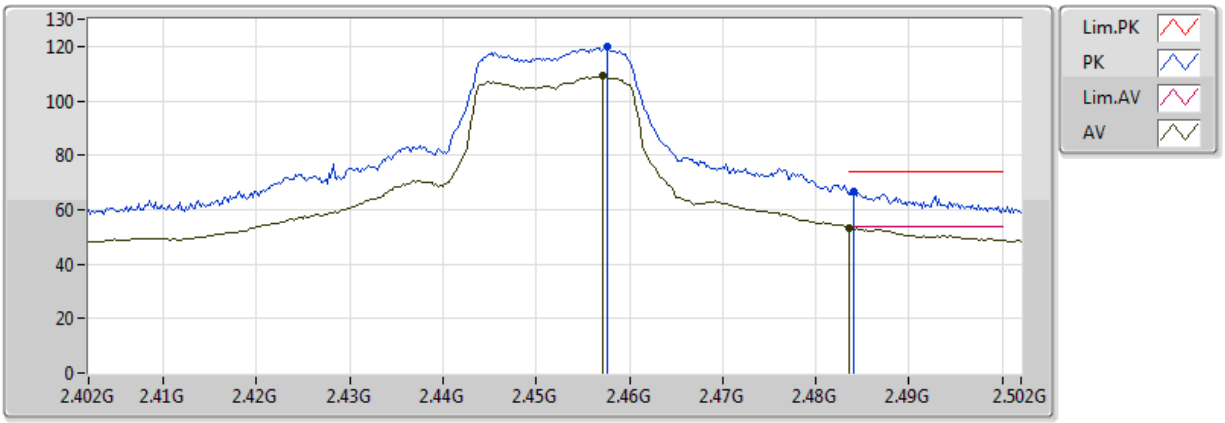

20180214
EUT Y 4TX
Setting 24
02-N-2
FSP(100019)

Type	Freq	Level	Limit	Margin	Factor	Conditi	Comments	Raw	CL	AT
	(Hz)	(dBuV/m)	(dBuV/m)	(dB)	(dB)			(dBuV)	(dB)	(dB)
AV	2.4572G	109.11	Inf	-Inf	32.35	Vertical	-	76.75	4.02	-
AV	2.483502G	53.28	54.00	-0.72	32.42	Vertical	-	20.86	4.04	-
PK	2.4576G	119.94	Inf	-Inf	32.35	Vertical	-	87.58	4.02	-
PK	2.484G	66.67	74.00	-7.33	32.42	Vertical	-	34.26	4.04	-

802.11g_Nss1,(6Mbps)_4TX

2452MHz_TX

14/02/2018

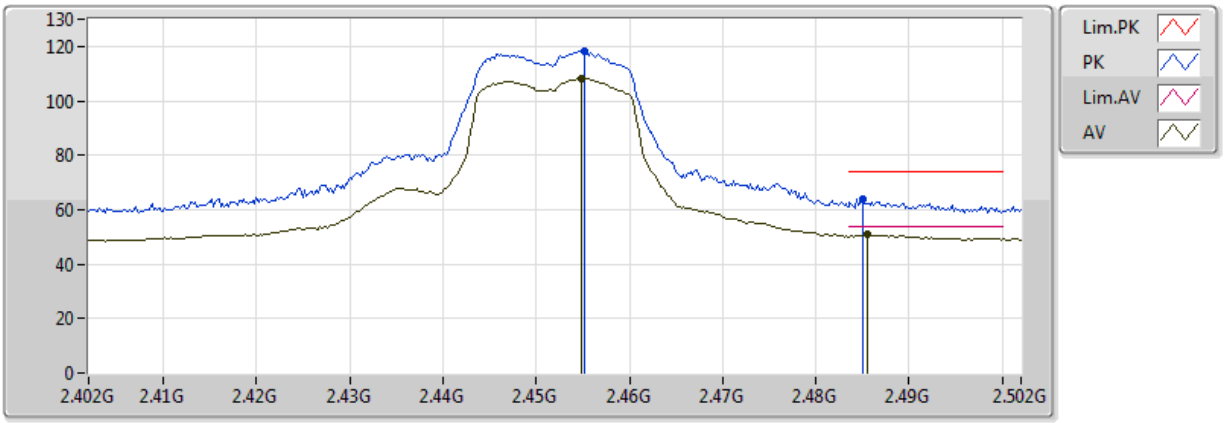

20180214
EUT Y 4TX
Setting 24
02-N-2
FSP(100019)

Type	Freq	Level	Limit	Margin	Factor	Conditi	Comments	Raw	CL	AT
	(Hz)	(dBuV/m)	(dBuV/m)	(dB)	(dB)			(dBuV)	(dB)	(dB)
AV	2.4548G	108.27	Inf	-Inf	32.35	Horizon	-	75.92	4.02	-
AV	2.4856G	50.73	54.00	-3.27	32.42	Horizon	-	18.31	4.05	-
PK	2.4552G	118.32	Inf	-Inf	32.35	Horizon	-	85.97	4.02	-
PK	2.485G	64.02	74.00	-9.98	32.42	Horizon	-	31.60	4.05	-

802.11g_Nss1,(6Mbps)_4TX

2457MHz_TX

14/02/2018

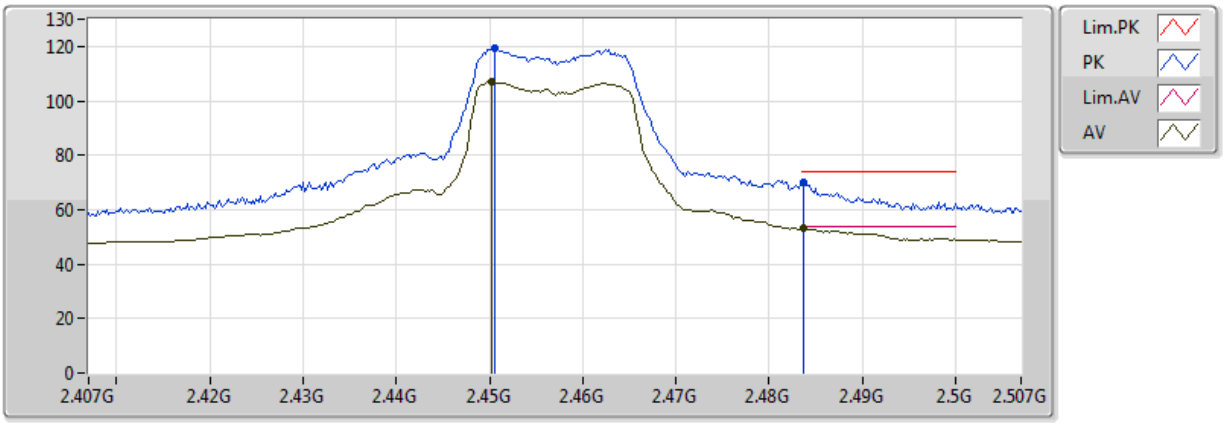

20180214
EUT Y 4TX
Setting 23.5
02-N-2
FSP(100019)

Type	Freq	Level	Limit	Margin	Factor	Conditi	Comments	Raw	CL	AT
	(Hz)	(dBuV/m)	(dBuV/m)	(dB)	(dB)			(dBuV)	(dB)	(dB)
AV	2.4502G	106.94	Inf	-Inf	32.34	Vertical	-	74.60	4.02	-
AV	2.4836G	53.00	54.00	-1.00	32.42	Vertical	-	20.58	4.04	-
PK	2.4506G	119.63	Inf	-Inf	32.34	Vertical	-	87.29	4.02	-
PK	2.4836G	70.27	74.00	-3.73	32.42	Vertical	-	37.86	4.04	-

802.11g_Nss1,(6Mbps)_4TX

2457MHz_TX

14/02/2018

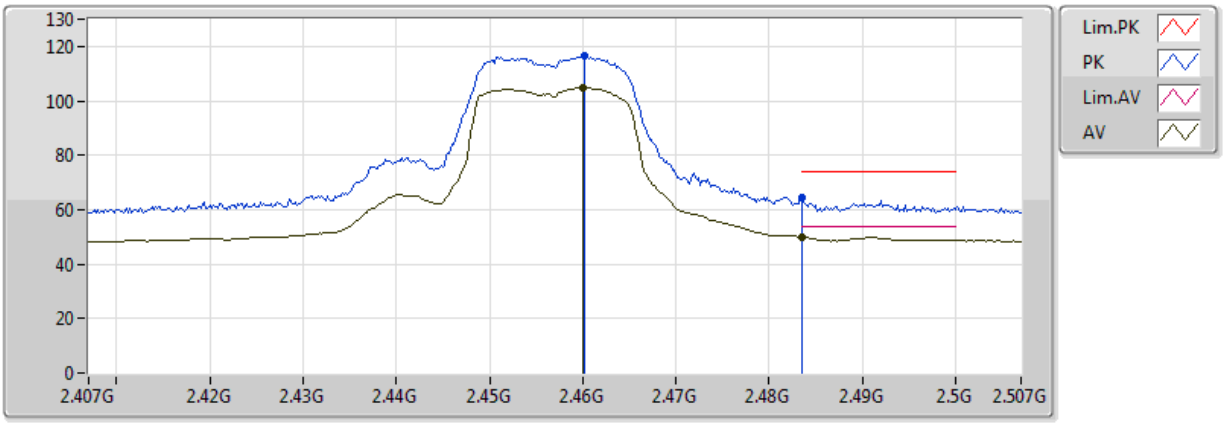

20180214
EUT Y 4TX
Setting 23.5
02-N-2
FSP(100019)

Type	Freq	Level	Limit	Margin	Factor	Conditi	Comments	Raw	CL	AT
	(Hz)	(dBuV/m)	(dBuV/m)	(dB)	(dB)			(dBuV)	(dB)	(dB)
AV	2.46G	105.01	Inf	-Inf	32.36	Horizon	-	72.65	4.02	-
AV	2.483502G	49.99	54.00	-4.01	32.42	Horizon	-	17.57	4.04	-
PK	2.4602G	116.49	Inf	-Inf	32.36	Horizon	-	84.13	4.02	-
PK	2.483502G	64.32	74.00	-9.68	32.42	Horizon	-	31.90	4.04	-

802.11g_Nss1,(6Mbps)_4TX

2462MHz_TX

15/01/2018

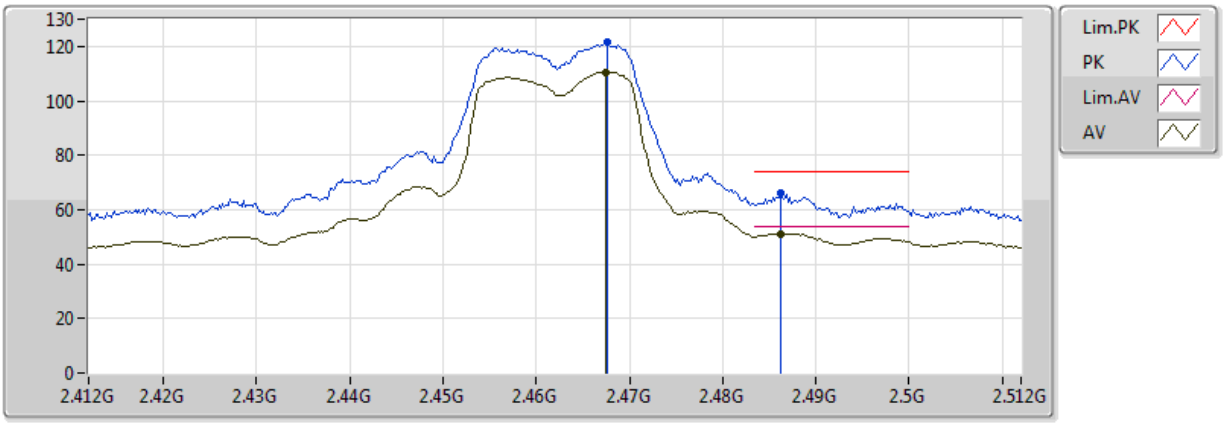

20180115
EUT Y 4TX
Setting 22
03-R-2-FSP(100019)

Type	Freq	Level	Limit	Margin	Factor	Dist	Condition	Azimuth	Height	Comments
	(Hz)	(dBuV/m)	(dBuV/m)	(dB)	(dB)	(m)		(°)	(m)	
AV	2.4674G	110.66	Inf	-Inf	32.38	3	Vertical	66	1.81	-
AV	2.4862G	51.23	54.00	-2.77	32.42	3	Vertical	66	1.81	-
PK	2.4676G	121.55	Inf	-Inf	32.38	3	Vertical	66	1.81	-
PK	2.4862G	65.87	74.00	-8.13	32.42	3	Vertical	66	1.81	-

802.11g_Nss1,(6Mbps)_4TX

2462MHz_TX

15/01/2018

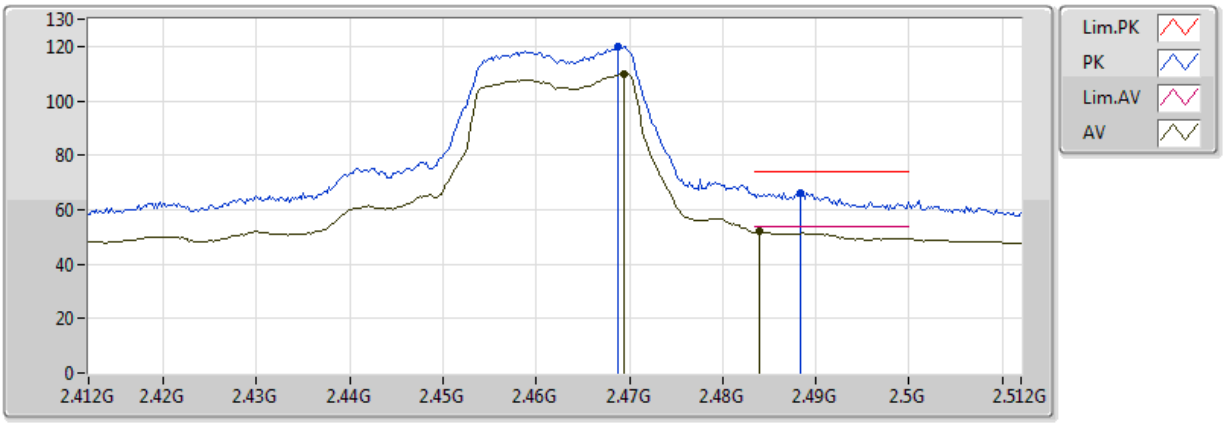

20180115
EUT Y 4TX
Setting 22
03-R-2-FSP(100019)

Type	Freq	Level	Limit	Margin	Factor	Dist	Condition	Azimuth	Height	Comments
	(Hz)	(dBuV/m)	(dBuV/m)	(dB)	(dB)	(m)		(°)	(m)	
AV	2.4694G	109.93	Inf	-Inf	32.38	3	Horizontal	0	2.06	-
AV	2.484G	52.08	54.00	-1.92	32.42	3	Horizontal	0	2.06	-
PK	2.4688G	119.86	Inf	-Inf	32.38	3	Horizontal	0	2.06	-
PK	2.4884G	66.06	74.00	-7.94	32.43	3	Horizontal	0	2.06	-

802.11g_Nss1,(6Mbps)_4TX

2462MHz_TX

24/01/2018

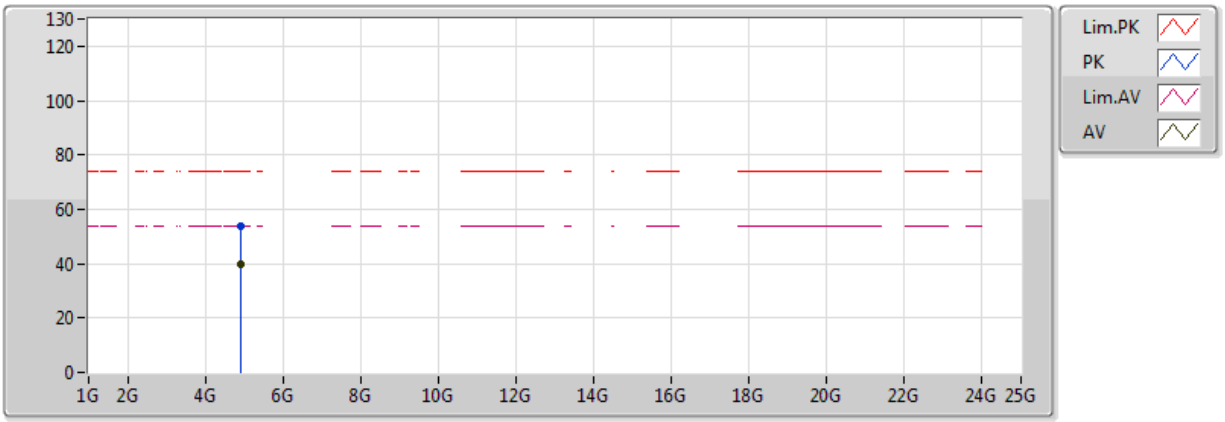

20180124
EUT Y 4TX
Setting 22
02-J-5
FSU

Type	Freq	Level	Limit	Margin	Factor	Dist	Condition	Azimuth	Height	Comments
	(Hz)	(dBuV/m)	(dBuV/m)	(dB)	(dB)	(m)		(°)	(m)	
AV	4.9243G	39.59	54.00	-14.41	9.38	3	Vertical	157	2.78	-
PK	4.9249G	53.55	74.00	-20.45	9.38	3	Vertical	157	2.78	-

802.11g_Nss1,(6Mbps)_4TX

2462MHz_TX

24/01/2018

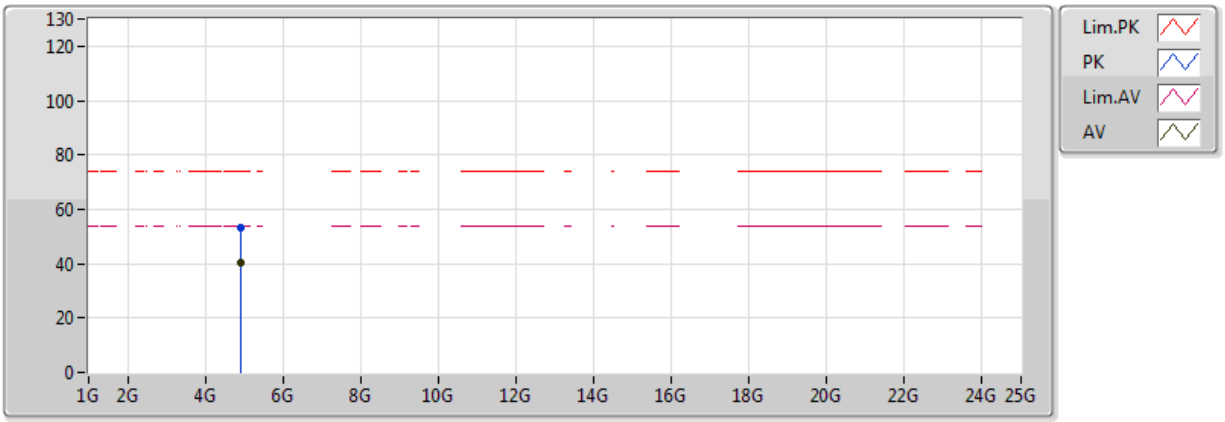

20180124
EUT Y 4TX
Setting 22
02-J-5
FSU

Type	Freq	Level	Limit	Margin	Factor	Dist	Condition	Azimuth	Height	Comments
	(Hz)	(dBuV/m)	(dBuV/m)	(dB)	(dB)	(m)		(°)	(m)	
AV	4.9242G	40.31	54.00	-13.69	9.38	3	Horizontal	243	1.01	-
PK	4.9244G	53.37	74.00	-20.63	9.38	3	Horizontal	243	1.01	-

802.11ac VHT20_Nss1,(MCS0)_4TX

2412MHz_TX

15/01/2018

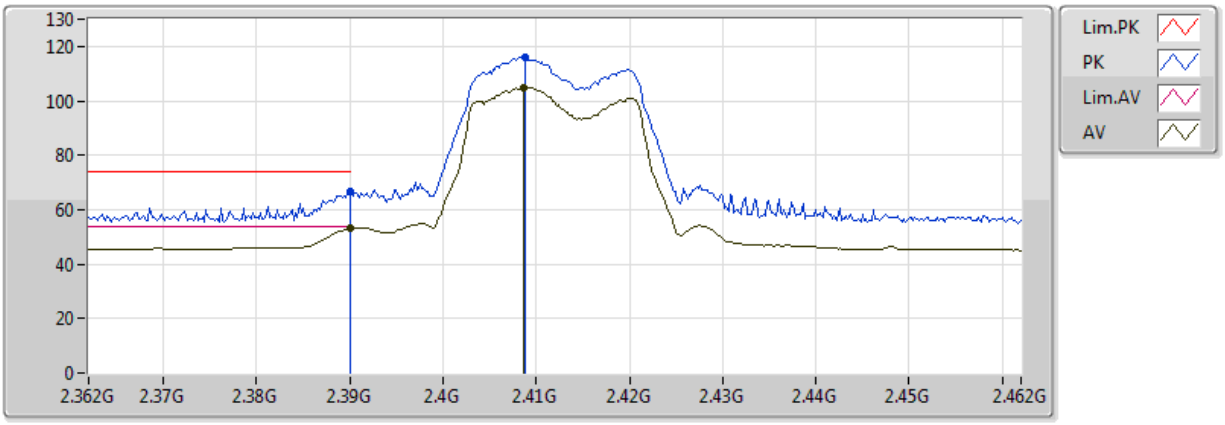

20180115
EUT Y 4TX
Setting 17.5
03-R-2-FSP(100019)

Type	Freq	Level	Limit	Margin	Factor	Dist	Condition	Azimuth	Height	Comments
	(Hz)	(dBuV/m)	(dBuV/m)	(dB)	(dB)	(m)		(°)	(m)	
AV	2.39G	53.14	54.00	-0.86	32.18	3	Vertical	349	2.52	-
AV	2.4086G	105.04	Inf	-Inf	32.23	3	Vertical	349	2.52	-
PK	2.39G	66.74	74.00	-7.26	32.18	3	Vertical	349	2.52	-
PK	2.4088G	116.24	Inf	-Inf	32.24	3	Vertical	349	2.52	-

802.11ac VHT20_Nss1,(MCS0)_4TX

2412MHz_TX

15/01/2018

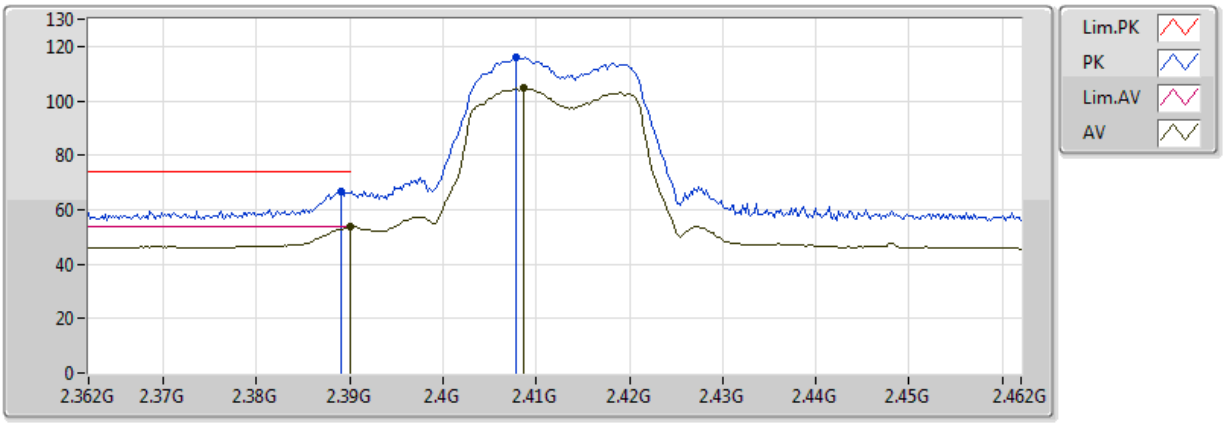

20180115
EUT Y 4TX
Setting 17.5
03-R-2-FSP(100019)

Type	Freq	Level	Limit	Margin	Factor	Dist	Condition	Azimuth	Height	Comments
	(Hz)	(dBuV/m)	(dBuV/m)	(dB)	(dB)	(m)		(°)	(m)	
AV	2.39G	53.52	54.00	-0.48	32.18	3	Horizontal	8	1.40	-
AV	2.4086G	104.73	Inf	-Inf	32.23	3	Horizontal	8	1.40	-
PK	2.389G	66.74	74.00	-7.26	32.18	3	Horizontal	8	1.40	-
PK	2.4078G	115.94	Inf	-Inf	32.23	3	Horizontal	8	1.40	-

802.11ac VHT20_Nss1,(MCS0)_4TX

2412MHz_TX

24/01/2018

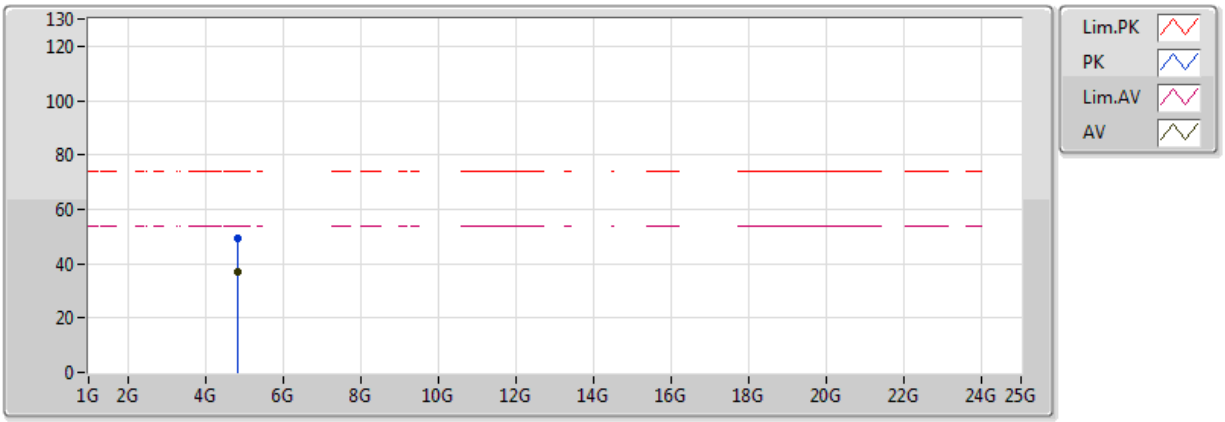

20180124
EUT Y 4TX
Setting 17.5
02-J-5
FSU

Type	Freq	Level	Limit	Margin	Factor	Dist	Condition	Azimuth	Height	Comments
	(Hz)	(dBuV/m)	(dBuV/m)	(dB)	(dB)	(m)		(°)	(m)	
AV	4.8239G	36.75	54.00	-17.25	9.19	3	Vertical	138	1.29	-
PK	4.8219G	49.13	74.00	-24.87	9.18	3	Vertical	138	1.29	-

802.11ac VHT20_Nss1,(MCS0)_4TX

2412MHz_TX

24/01/2018

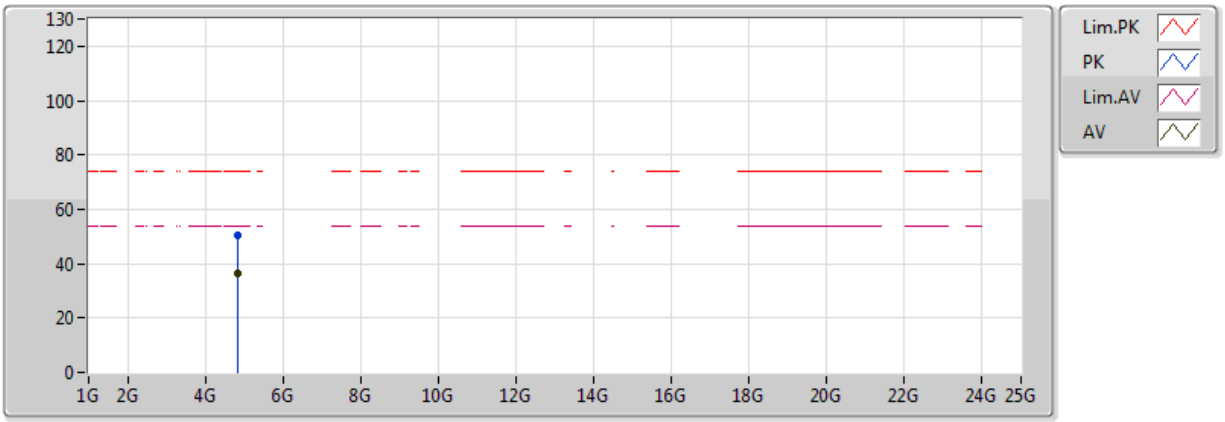

20180124
EUT Y 4TX
Setting 17.5
02-J-5
FSU

Type	Freq	Level	Limit	Margin	Factor	Dist	Condition	Azimuth	Height	Comments
	(Hz)	(dBuV/m)	(dBuV/m)	(dB)	(dB)	(m)		(°)	(m)	
AV	4.8239G	36.53	54.00	-17.47	9.19	3	Horizontal	195	2.33	-
PK	4.8221G	50.29	74.00	-23.71	9.18	3	Horizontal	195	2.33	-

802.11ac VHT20_Nss1,(MCS0)_4TX

2417MHz_TX

14/02/2018

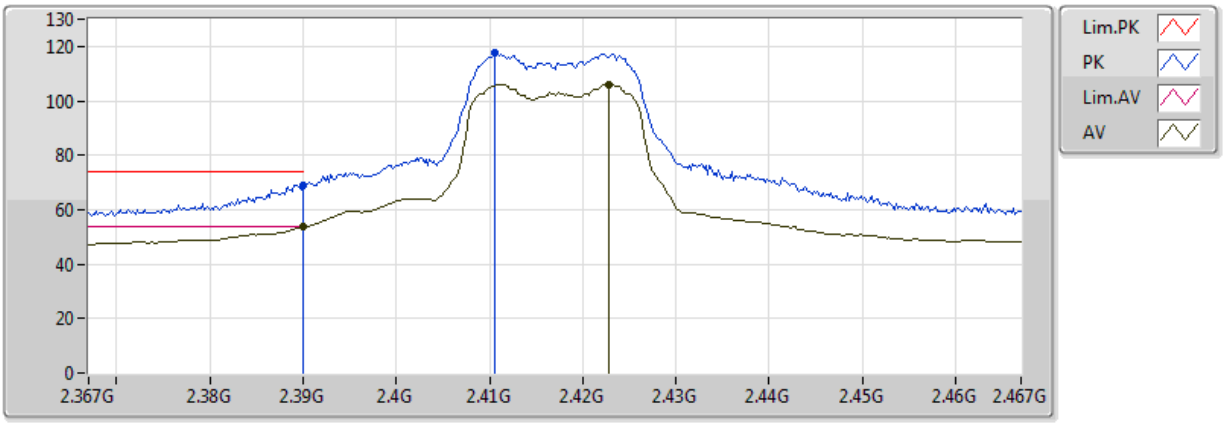

20180214
EUT Y 4TX
Setting 23.5
02-N-2
FSP(100019)

Type	Freq	Level	Limit	Margin	Factor	Conditi	Comments	Raw	CL	AT
	(Hz)	(dBuV/m)	(dBuV/m)	(dB)	(dB)			(dBuV)	(dB)	(dB)
AV	2.39G	53.66	54.00	-0.34	32.14	Vertical	-	21.52	3.78	-
AV	2.4228G	106.15	Inf	-Inf	32.25	Vertical	-	73.90	3.82	-
PK	2.39G	69.07	74.00	-4.93	32.14	Vertical	-	36.93	3.78	-
PK	2.4106G	117.41	Inf	-Inf	32.20	Vertical	-	85.20	3.80	-

802.11ac VHT20_Nss1,(MCS0)_4TX

2417MHz_TX

14/02/2018

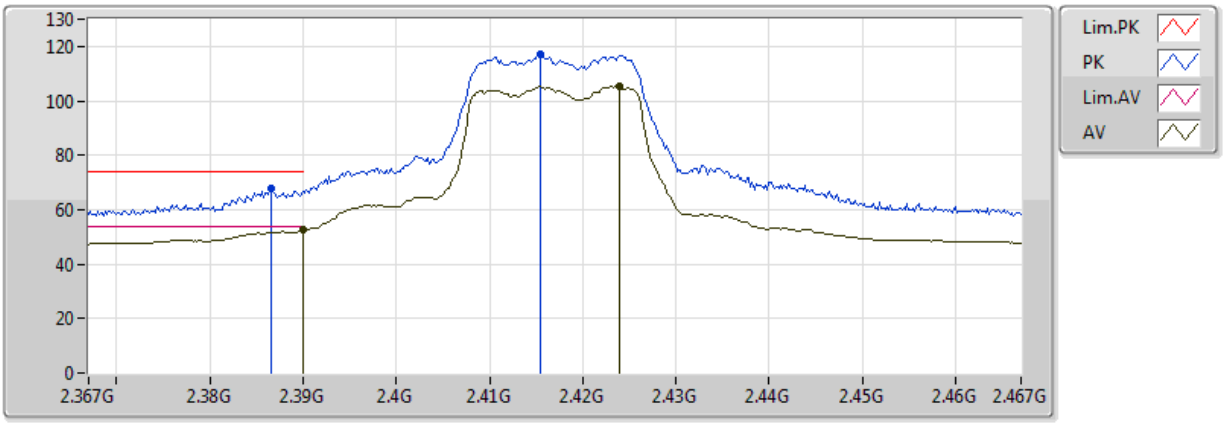

20180214
EUT Y 4TX
Setting 23.5
02-N-2
FSP(100019)

Type	Freq	Level	Limit	Margin	Factor	Conditi	Comments	Raw	CL	AT
	(Hz)	(dBuV/m)	(dBuV/m)	(dB)	(dB)			(dBuV)	(dB)	(dB)
AV	2.39G	52.62	54.00	-1.38	32.14	Horizon	-	20.48	3.78	-
AV	2.424G	105.25	Inf	-Inf	32.25	Horizon	-	73.00	3.82	-
PK	2.3866G	67.68	74.00	-6.32	32.13	Horizon	-	35.55	3.78	-
PK	2.4154G	116.91	Inf	-Inf	32.22	Horizon	-	84.69	3.81	-

802.11ac VHT20_Nss1,(MCS0)_4TX

2422MHz_TX

14/02/2018

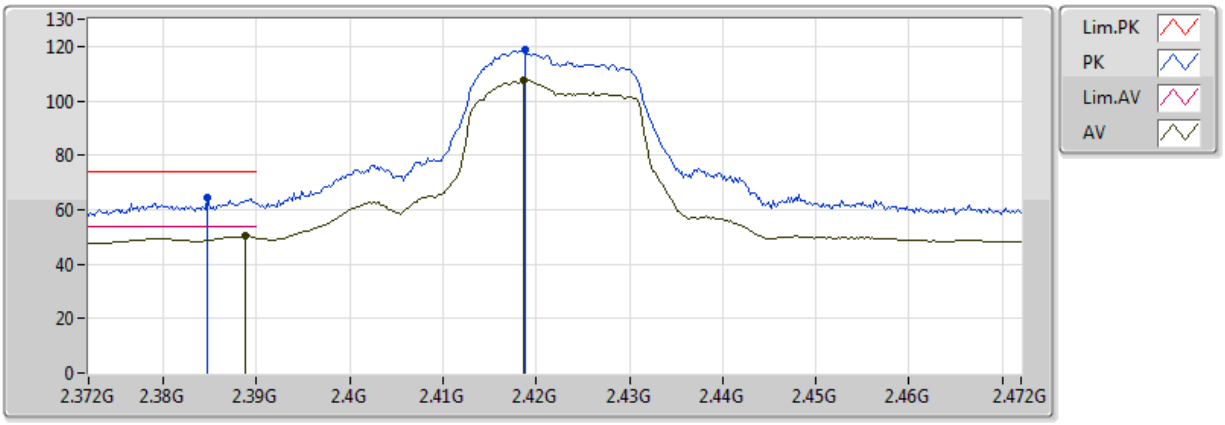

20180214
EUT Y 4TX
Setting 24
02-N-2
FSP(100019)

Type	Freq	Level	Limit	Margin	Factor	Conditi	Comments	Raw	CL	AT
	(Hz)	(dBuV/m)	(dBuV/m)	(dB)	(dB)			(dBuV)	(dB)	(dB)
AV	2.3888G	50.18	54.00	-3.82	32.14	Vertical	-	18.04	3.78	-
AV	2.4186G	107.35	Inf	-Inf	32.23	Vertical	-	75.12	3.81	-
PK	2.3848G	64.20	74.00	-9.80	32.12	Vertical	-	32.08	3.78	-
PK	2.4188G	118.69	Inf	-Inf	32.23	Vertical	-	86.46	3.81	-

802.11ac VHT20_Nss1,(MCS0)_4TX

2422MHz_TX

14/02/2018

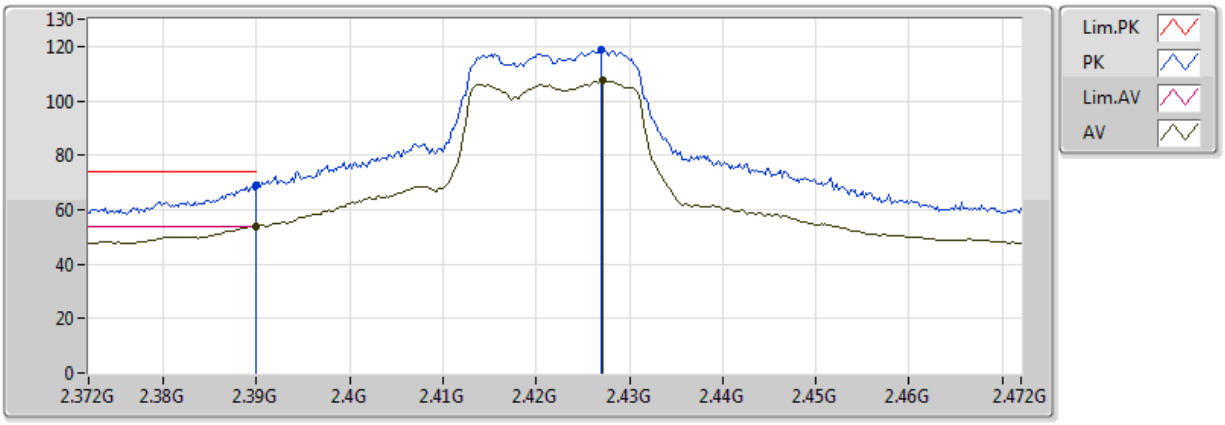

20180214
EUT Y 4TX
Setting 24
02-N-2
FSP(100019)

Type	Freq	Level	Limit	Margin	Factor	Conditi	Comments	Raw	CL	AT
	(Hz)	(dBuV/m)	(dBuV/m)	(dB)	(dB)			(dBuV)	(dB)	(dB)
AV	2.39G	53.90	54.00	-0.10	32.14	Horizon	-	21.76	3.78	-
AV	2.4272G	107.40	Inf	-Inf	32.26	Horizon	-	75.14	3.82	-
PK	2.39G	68.98	74.00	-5.02	32.14	Horizon	-	36.84	3.78	-
PK	2.427G	118.52	Inf	-Inf	32.26	Horizon	-	86.26	3.82	-

802.11ac VHT20_Nss1,(MCS0)_4TX

2427MHz_TX

14/02/2018

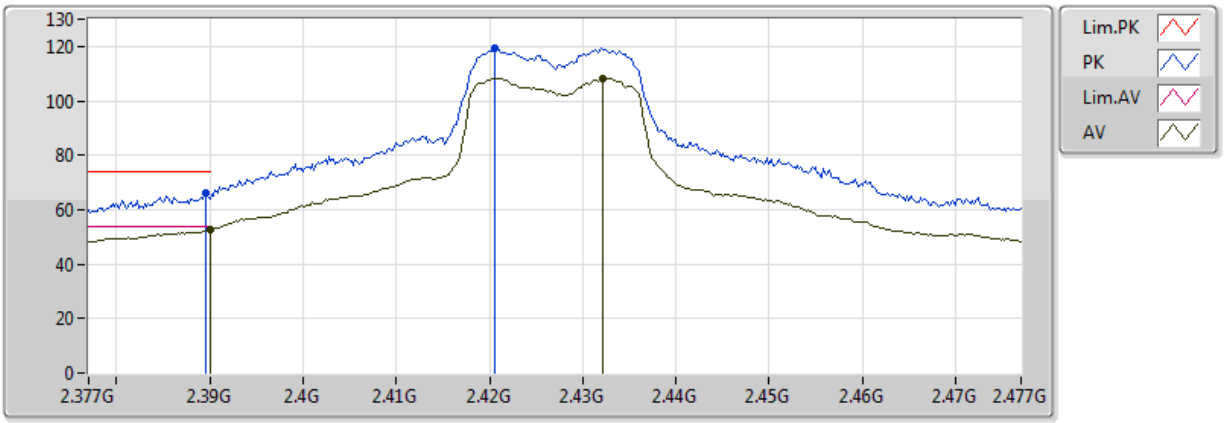

20180214
EUT Y 4TX
Setting 24.5
02-N-2
FSP(100019)

Type	Freq	Level	Limit	Margin	Factor	Conditi	Comments	Raw	CL	AT
	(Hz)	(dBuV/m)	(dBuV/m)	(dB)	(dB)			(dBuV)	(dB)	(dB)
AV	2.39G	52.90	54.00	-1.10	32.14	Vertical	-	20.76	3.78	-
AV	2.4322G	108.36	Inf	-Inf	32.28	Vertical	-	76.08	3.83	-
PK	2.3896G	66.18	74.00	-7.82	32.14	Vertical	-	34.04	3.78	-
PK	2.4206G	119.29	Inf	-Inf	32.24	Vertical	-	87.05	3.81	-

802.11ac VHT20_Nss1,(MCS0)_4TX

2427MHz_TX

14/02/2018

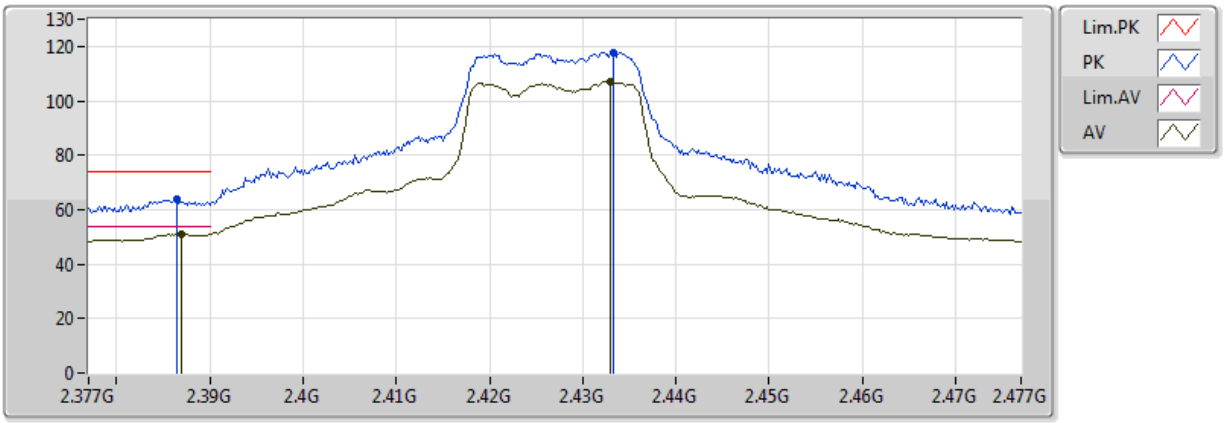

20180214
EUT Y 4TX
Setting 24.5
02-N-2
FSP(100019)

Type	Freq	Level	Limit	Margin	Factor	Conditi	Comments	Raw	CL	AT
	(Hz)	(dBuV/m)	(dBuV/m)	(dB)	(dB)			(dBuV)	(dB)	(dB)
AV	2.387G	50.97	54.00	-3.03	32.13	Horizon	-	18.84	3.78	-
AV	2.433G	106.96	Inf	-Inf	32.28	Horizon	-	74.68	3.83	-
PK	2.3864G	63.71	74.00	-10.29	32.13	Horizon	-	31.58	3.78	-
PK	2.4332G	117.69	Inf	-Inf	32.28	Horizon	-	85.41	3.83	-

802.11ac VHT20_Nss1,(MCS0)_4TX

2432MHz_TX

14/02/2018

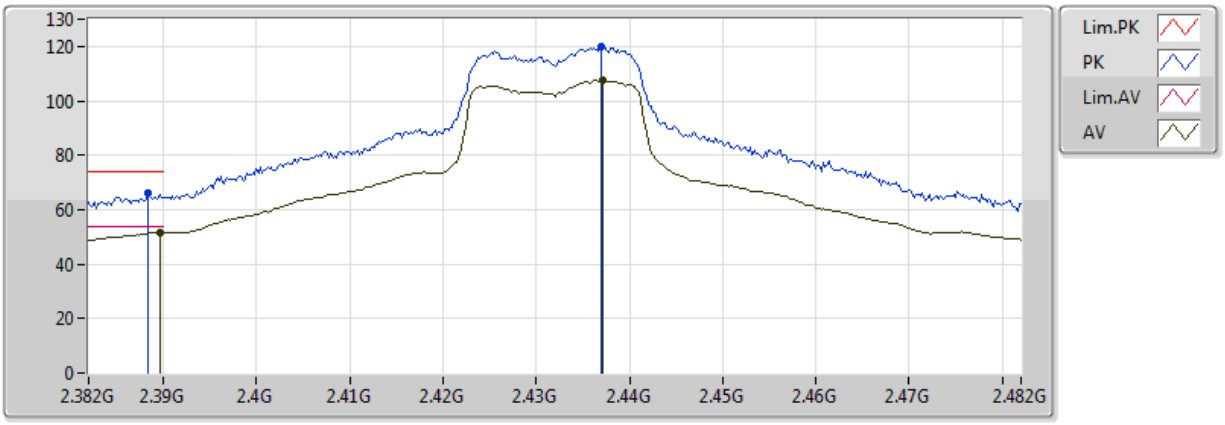

20180214
EUT Y 4TX
Setting 25
02-N-2
FSP(100019)

Type	Freq	Level	Limit	Margin	Factor	Conditi	Comments	Raw	CL	AT
	(Hz)	(dBuV/m)	(dBuV/m)	(dB)	(dB)			(dBuV)	(dB)	(dB)
AV	2.3896G	51.65	54.00	-2.35	32.14	Vertical	-	19.51	3.78	-
AV	2.4372G	107.54	Inf	-Inf	32.29	Vertical	-	75.25	3.83	-
PK	2.3884G	66.15	74.00	-7.85	32.14	Vertical	-	34.02	3.78	-
PK	2.437G	119.88	Inf	-Inf	32.29	Vertical	-	87.59	3.83	-

802.11ac VHT20_Nss1,(MCS0)_4TX

2432MHz_TX

14/02/2018

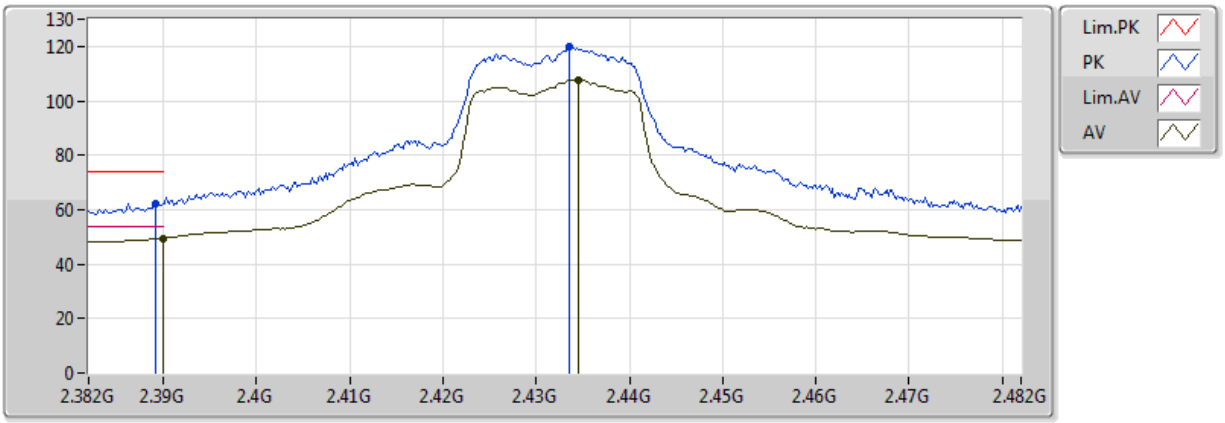

20180214
EUT Y 4TX
Setting 25
02-N-2
FSP(100019)

Type	Freq	Level	Limit	Margin	Factor	Conditi	Comments	Raw	CL	AT
	(Hz)	(dBuV/m)	(dBuV/m)	(dB)	(dB)			(dBuV)	(dB)	(dB)
AV	2.39G	49.53	54.00	-4.47	32.14	Horizon	-	17.39	3.78	-
AV	2.4346G	107.61	Inf	-Inf	32.28	Horizon	-	75.32	3.83	-
PK	2.3892G	62.31	74.00	-11.69	32.14	Horizon	-	30.17	3.78	-
PK	2.4336G	120.16	Inf	-Inf	32.28	Horizon	-	87.87	3.83	-

802.11ac VHT20_Nss1,(MCS0)_4TX

2437MHz_TX

24/01/2018

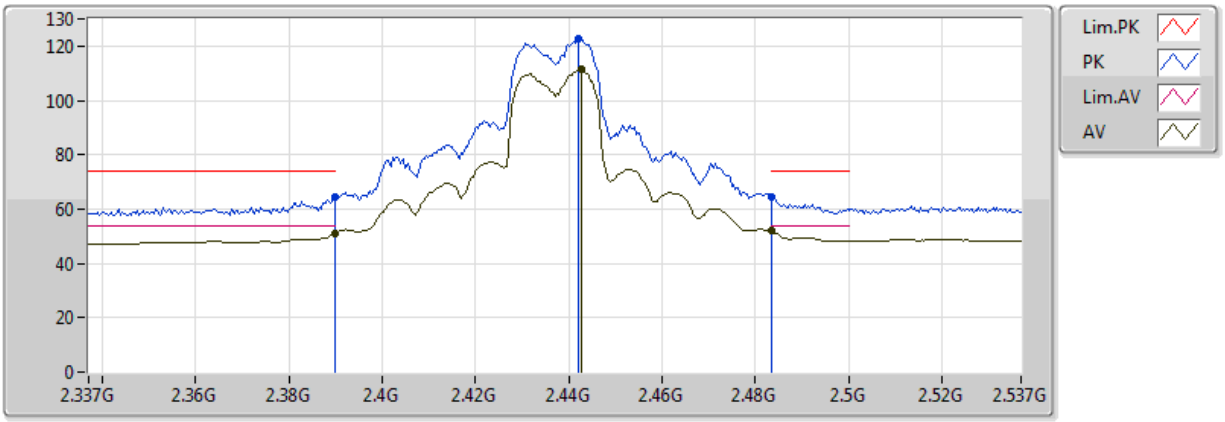

20180124
EUT Y 4TX
Setting 25
02-J-5
FSU

Type	Freq	Level	Limit	Margin	Factor	Dist	Condition	Azimuth	Height	Comments
	(Hz)	(dBuV/m)	(dBuV/m)	(dB)	(dB)	(m)		(°)	(m)	
AV	2.389998G	51.21	54.00	-2.79	32.14	3	Vertical	69	2.12	-
AV	2.4426G	111.25	Inf	-Inf	32.31	3	Vertical	69	2.12	-
AV	2.483502G	51.85	54.00	-2.15	32.45	3	Vertical	69	2.12	-
PK	2.389998G	64.31	74.00	-9.69	32.14	3	Vertical	69	2.12	-
PK	2.4422G	122.57	Inf	-Inf	32.31	3	Vertical	69	2.12	-
PK	2.483502G	64.69	74.00	-9.31	32.45	3	Vertical	69	2.12	-

802.11ac VHT20_Nss1,(MCS0)_4TX

2437MHz_TX

24/01/2018

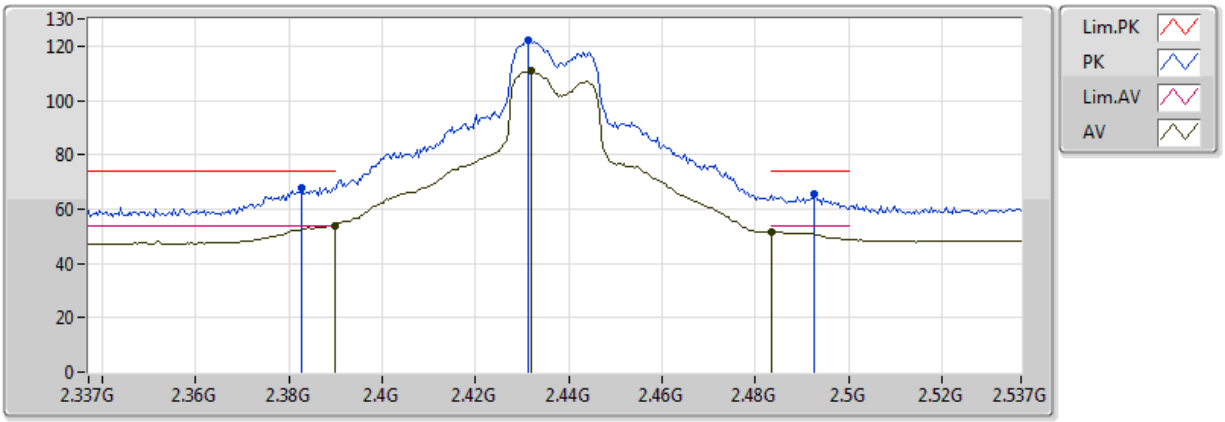

20180124
EUT Y 4TX
Setting 25
02-J-5
FSU

Type	Freq	Level	Limit	Margin	Factor	Dist	Condition	Azimuth	Height	Comments
	(Hz)	(dBuV/m)	(dBuV/m)	(dB)	(dB)	(m)		(°)	(m)	
AV	2.389998G	53.94	54.00	-0.06	32.14	3	Horizontal	7	2.60	-
AV	2.4318G	110.85	Inf	-Inf	32.27	3	Horizontal	7	2.60	-
AV	2.483502G	51.56	54.00	-2.44	32.45	3	Horizontal	7	2.60	-
PK	2.3826G	68.07	74.00	-5.93	32.12	3	Horizontal	7	2.60	-
PK	2.4314G	121.88	Inf	-Inf	32.27	3	Horizontal	7	2.60	-
PK	2.4926G	65.35	74.00	-8.65	32.48	3	Horizontal	7	2.60	-

802.11ac VHT20_Nss1,(MCS0)_4TX

2437MHz_TX

24/01/2018

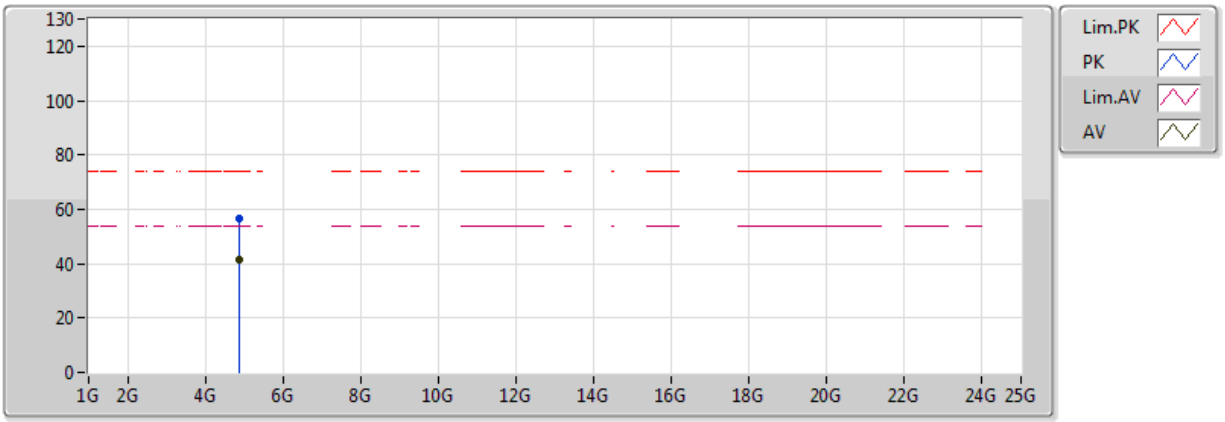

20180124
EUT Y 4TX
Setting 25
02-J-5
FSU

Type	Freq	Level	Limit	Margin	Factor	Dist	Condition	Azimuth	Height	Comments
	(Hz)	(dBuV/m)	(dBuV/m)	(dB)	(dB)	(m)		(°)	(m)	
AV	4.8764G	41.71	54.00	-12.29	9.29	3	Vertical	237	2.44	-
PK	4.8766G	56.39	74.00	-17.61	9.29	3	Vertical	237	2.44	-

802.11ac VHT20_Nss1,(MCS0)_4TX

2437MHz_TX

24/01/2018

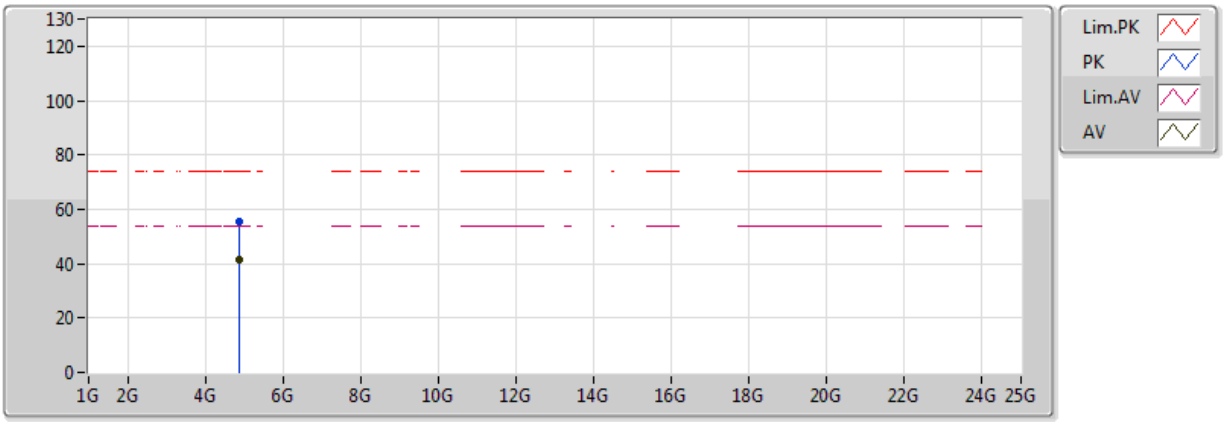

20180124
EUT Y 4TX
Setting 25
02-J-5
FSU

Type	Freq	Level	Limit	Margin	Factor	Dist	Condition	Azimuth	Height	Comments
	(Hz)	(dBuV/m)	(dBuV/m)	(dB)	(dB)	(m)		(°)	(m)	
AV	4.874G	41.34	54.00	-12.66	9.29	3	Horizontal	195	2.05	-
PK	4.8729G	55.48	74.00	-18.52	9.29	3	Horizontal	195	2.05	-

802.11ac VHT20_Nss1,(MCS0)_4TX

2447MHz_TX

14/02/2018

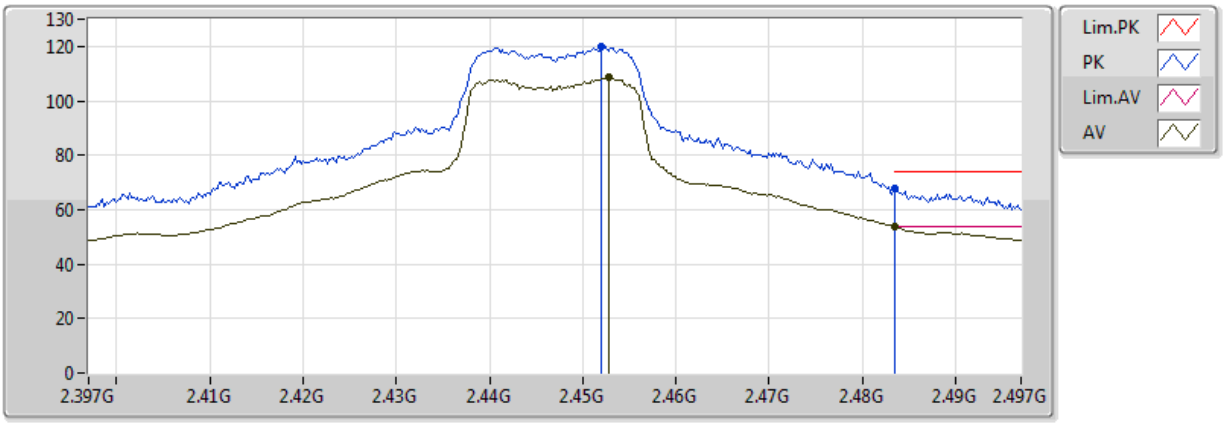

20180214
EUT Y 4TX
Setting 25
02-N-2
FSP(100019)

Type	Freq	Level	Limit	Margin	Factor	Conditi	Comments	Raw	CL	AT
	(Hz)	(dBuV/m)	(dBuV/m)	(dB)	(dB)			(dBuV)	(dB)	(dB)
AV	2.4528G	108.50	Inf	-Inf	32.34	Vertical	-	76.16	3.85	-
AV	2.483502G	53.82	54.00	-0.18	32.45	Vertical	-	21.37	3.88	-
PK	2.452G	119.85	Inf	-Inf	32.34	Vertical	-	87.51	3.85	-
PK	2.483502G	67.61	74.00	-6.39	32.45	Vertical	-	35.16	3.88	-

802.11ac VHT20_Nss1,(MCS0)_4TX

2447MHz_TX

14/02/2018

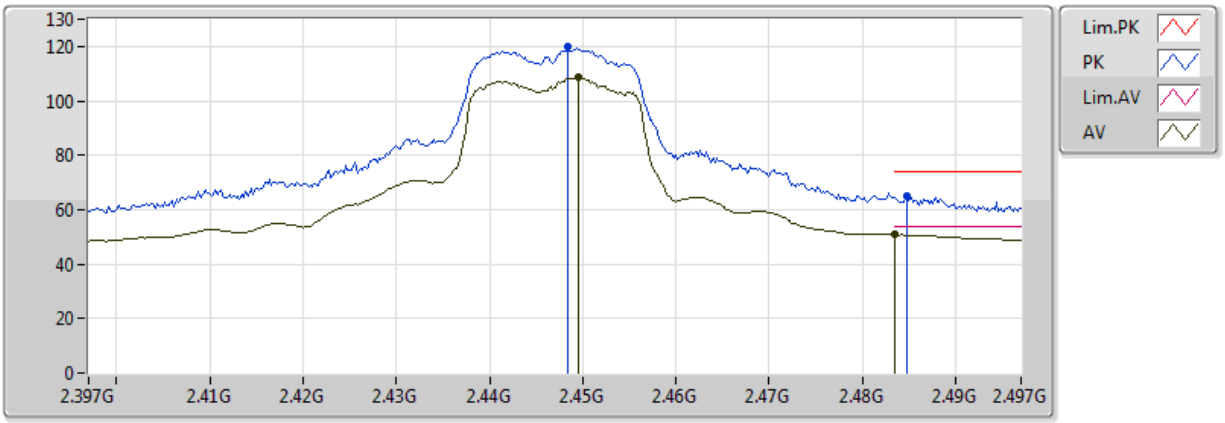

20180214
EUT Y 4TX
Setting 25
02-N-2
FSP(100019)

Type	Freq	Level	Limit	Margin	Factor	Conditi	Comments	Raw	CL	AT
	(Hz)	(dBuV/m)	(dBuV/m)	(dB)	(dB)			(dBuV)	(dB)	(dB)
AV	2.4496G	108.63	Inf	-Inf	32.33	Horizon	-	76.29	3.84	-
AV	2.483502G	50.95	54.00	-3.05	32.45	Horizon	-	18.50	3.88	-
PK	2.4484G	119.91	Inf	-Inf	32.33	Horizon	-	87.58	3.84	-
PK	2.4848G	64.88	74.00	-9.12	32.45	Horizon	-	32.43	3.88	-

802.11ac VHT20_Nss1,(MCS0)_4TX

2452MHz_TX

14/02/2018

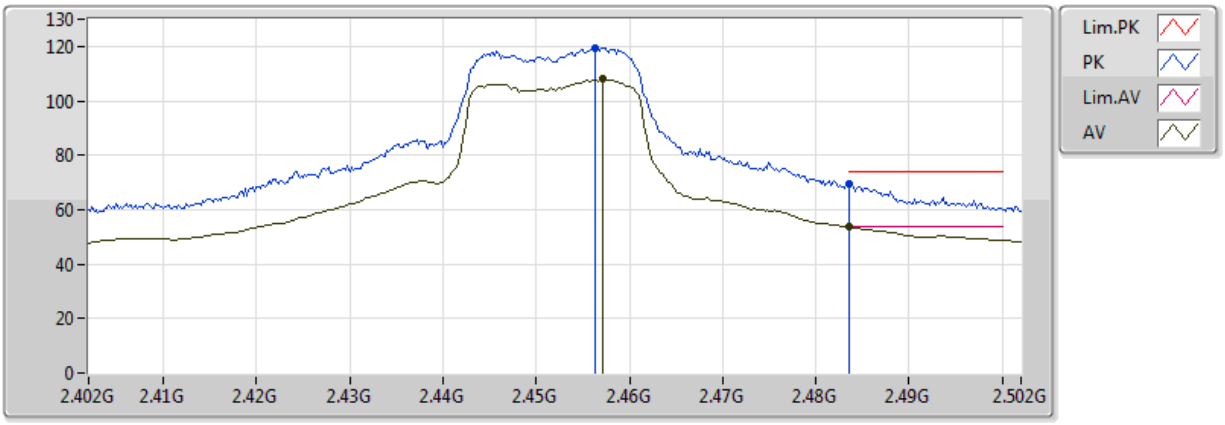

20180214
EUT Y 4TX
Setting 24.5
02-N-2
FSP(100019)

Type	Freq	Level	Limit	Margin	Factor	Conditi	Comments	Raw	CL	AT
	(Hz)	(dBuV/m)	(dBuV/m)	(dB)	(dB)			(dBuV)	(dB)	(dB)
AV	2.4572G	108.02	Inf	-Inf	32.36	Vertical	-	75.66	3.85	-
AV	2.4836G	53.66	54.00	-0.34	32.45	Vertical	-	21.21	3.88	-
PK	2.4564G	119.38	Inf	-Inf	32.36	Vertical	-	87.03	3.85	-
PK	2.483502G	69.64	74.00	-4.36	32.45	Vertical	-	37.20	3.88	-

802.11ac VHT20_Nss1,(MCS0)_4TX

2452MHz_TX

14/02/2018

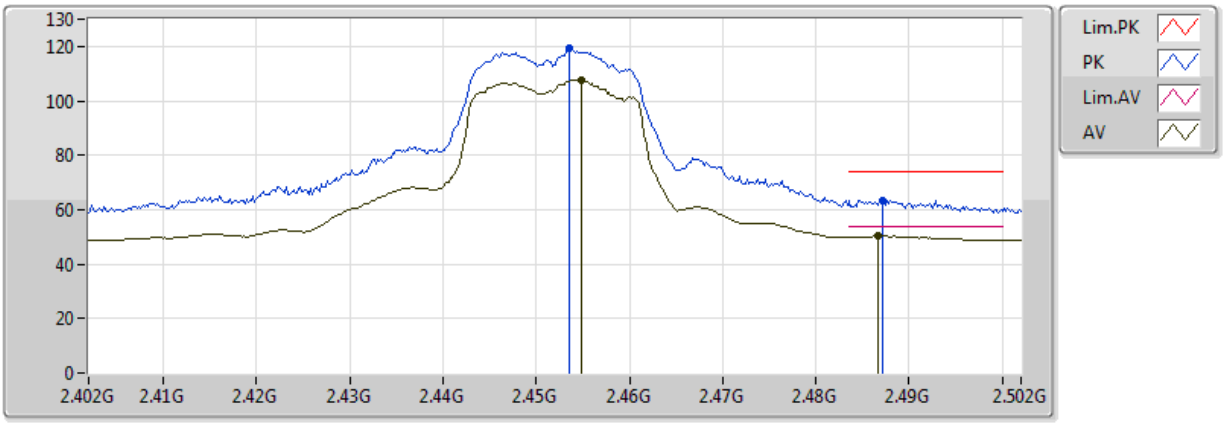

20180214
EUT Y 4TX
Setting 24.5
02-N-2
FSP(100019)

Type	Freq	Level	Limit	Margin	Factor	Conditi	Comments	Raw	CL	AT
	(Hz)	(dBuV/m)	(dBuV/m)	(dB)	(dB)			(dBuV)	(dB)	(dB)
AV	2.4548G	107.83	Inf	-Inf	32.35	Horizon	-	75.48	3.85	-
AV	2.4866G	50.27	54.00	-3.73	32.46	Horizon	-	17.81	3.89	-
PK	2.4536G	119.28	Inf	-Inf	32.35	Horizon	-	86.93	3.85	-
PK	2.4872G	63.51	74.00	-10.49	32.46	Horizon	-	31.05	3.89	-

802.11ac VHT20_Nss1,(MCS0)_4TX

2457MHz_TX

14/02/2018

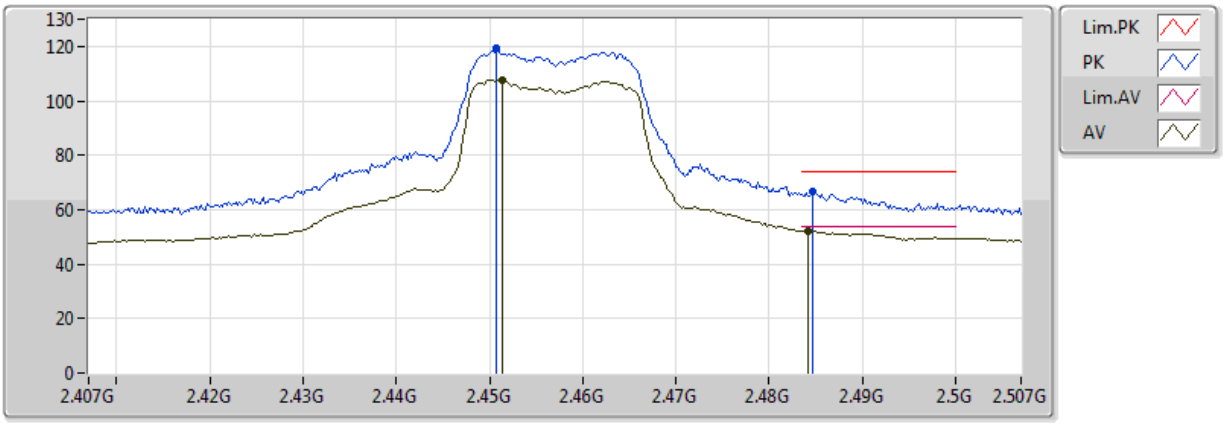

20180214
EUT Y 4TX
Setting 23.5
02-N-2
FSP(100019)

Type	Freq	Level	Limit	Margin	Factor	Conditi	Comments	Raw	CL	AT
	(Hz)	(dBuV/m)	(dBuV/m)	(dB)	(dB)			(dBuV)	(dB)	(dB)
AV	2.4514G	107.49	Inf	-Inf	32.34	Vertical	-	75.15	3.85	-
AV	2.4842G	52.37	54.00	-1.63	32.45	Vertical	-	19.93	3.88	-
PK	2.4508G	119.17	Inf	-Inf	32.34	Vertical	-	86.83	3.85	-
PK	2.4846G	66.87	74.00	-7.13	32.45	Vertical	-	34.42	3.88	-

802.11ac VHT20_Nss1,(MCS0)_4TX

2457MHz_TX

14/02/2018

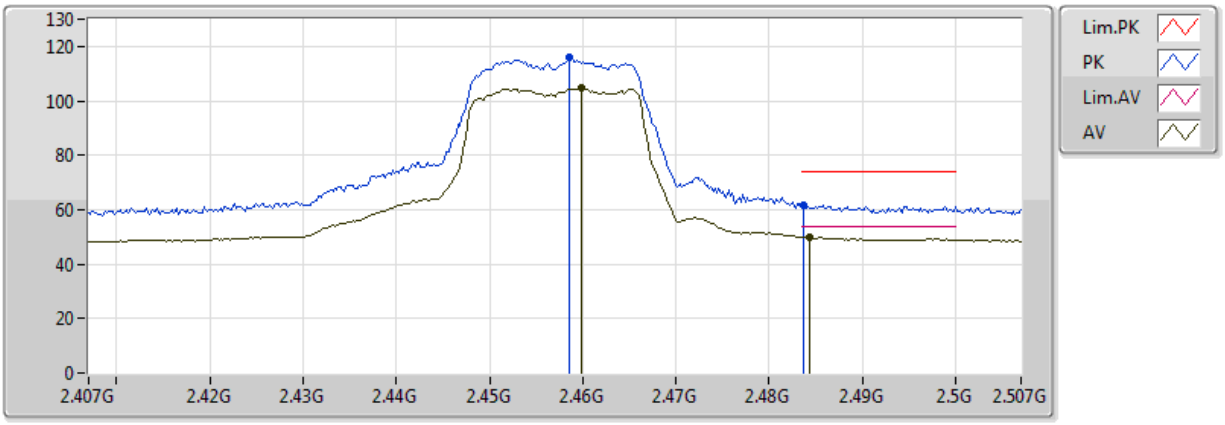

20180214
EUT Y 4TX
Setting 23.5
02-N-2
FSP(100019)

Type	Freq	Level	Limit	Margin	Factor	Conditi	Comments	Raw	CL	AT
	(Hz)	(dBuV/m)	(dBuV/m)	(dB)	(dB)			(dBuV)	(dB)	(dB)
AV	2.4598G	104.55	Inf	-Inf	32.37	Horizon	-	72.18	3.86	-
AV	2.4844G	49.92	54.00	-4.08	32.45	Horizon	-	17.47	3.88	-
PK	2.4586G	115.73	Inf	-Inf	32.36	Horizon	-	83.36	3.85	-
PK	2.4836G	61.73	74.00	-12.27	32.45	Horizon	-	29.28	3.88	-

802.11ac VHT20_Nss1,(MCS0)_4TX

2462MHz_TX

15/01/2018

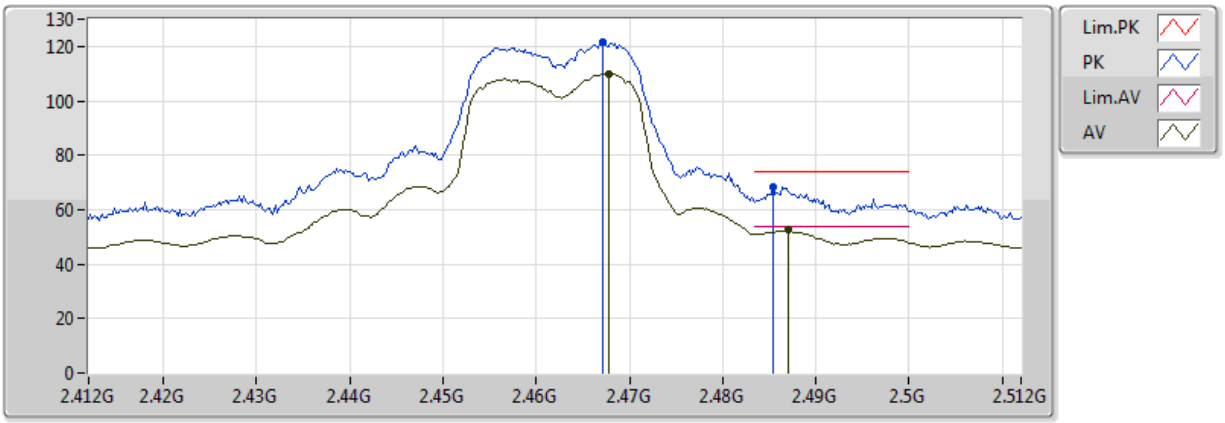

20180115
EUT Y 4TX
Setting 22.5
03-R-2-FSP(100019)

Type	Freq	Level	Limit	Margin	Factor	Dist	Condition	Azimuth	Height	Comments
	(Hz)	(dBuV/m)	(dBuV/m)	(dB)	(dB)	(m)		(°)	(m)	
AV	2.4678G	110.10	Inf	-Inf	32.38	3	Vertical	65	1.82	-
AV	2.487G	52.41	54.00	-1.59	32.43	3	Vertical	65	1.82	-
PK	2.4672G	121.41	Inf	-Inf	32.38	3	Vertical	65	1.82	-
PK	2.4854G	68.41	74.00	-5.59	32.42	3	Vertical	65	1.82	-

802.11ac VHT20_Nss1,(MCS0)_4TX

2462MHz_TX

15/01/2018

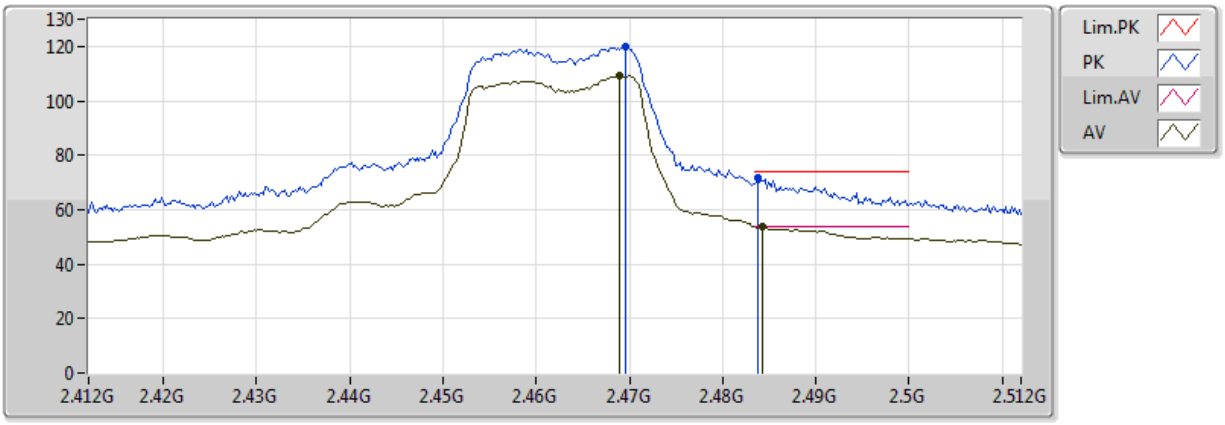

20180115
EUT Y 4TX
Setting 22.5
03-R-2-FSP(100019)

Type	Freq	Level	Limit	Margin	Factor	Dist	Condition	Azimuth	Height	Comments
	(Hz)	(dBuV/m)	(dBuV/m)	(dB)	(dB)	(m)		(°)	(m)	
AV	2.469G	109.17	Inf	-Inf	32.38	3	Horizontal	2	2.08	-
AV	2.4842G	53.92	54.00	-0.08	32.42	3	Horizontal	2	2.08	-
PK	2.4696G	120.09	Inf	-Inf	32.38	3	Horizontal	2	2.08	-
PK	2.4838G	71.51	74.00	-2.49	32.42	3	Horizontal	2	2.08	-

802.11ac VHT20_Nss1,(MCS0)_4TX

2462MHz_TX

24/01/2018

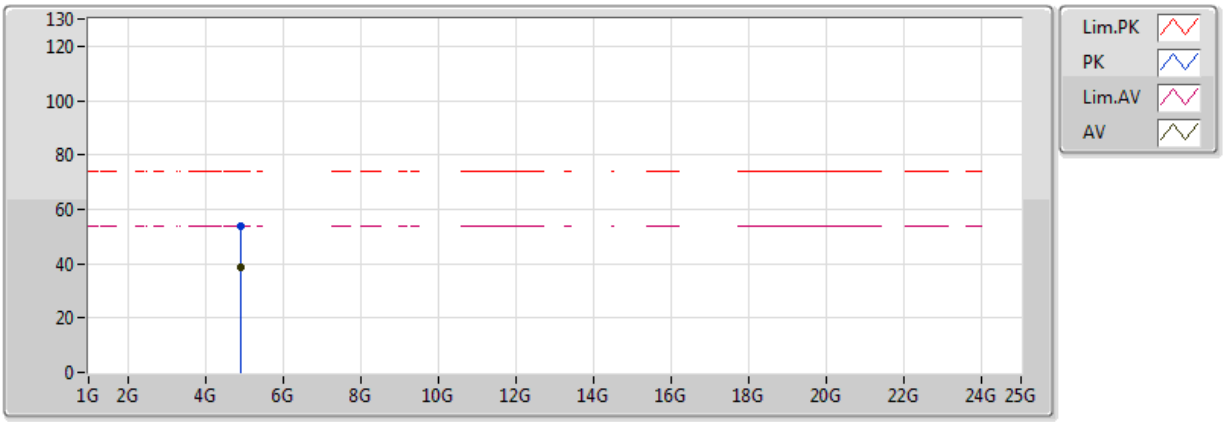

20180124
EUT Y 4TX
Setting 22.5
02-J-5
FSU

Type	Freq	Level	Limit	Margin	Factor	Dist	Condition	Azimuth	Height	Comments
	(Hz)	(dBuV/m)	(dBuV/m)	(dB)	(dB)	(m)		(°)	(m)	
AV	4.9263G	38.65	54.00	-15.35	9.39	3	Vertical	147	1.15	-
PK	4.9265G	53.81	74.00	-20.19	9.39	3	Vertical	147	1.15	-

802.11ac VHT20_Nss1,(MCS0)_4TX

2462MHz_TX

24/01/2018

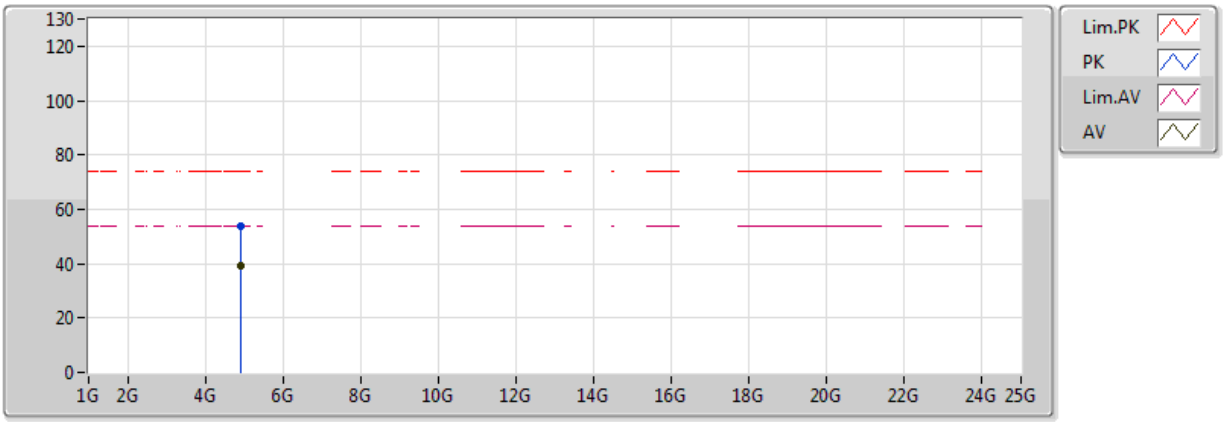

20180124
EUT Y 4TX
Setting 22.5
02-J-5
FSU

Type	Freq	Level	Limit	Margin	Factor	Dist	Condition	Azimuth	Height	Comments
	(Hz)	(dBuV/m)	(dBuV/m)	(dB)	(dB)	(m)		(°)	(m)	
AV	4.924G	39.25	54.00	-14.75	9.38	3	Horizontal	234	1.01	-
PK	4.9245G	54.06	74.00	-19.94	9.38	3	Horizontal	234	1.01	-

802.11ac VHT40_Nss1,(MCS0)_4TX

2422MHz_TX

15/01/2018

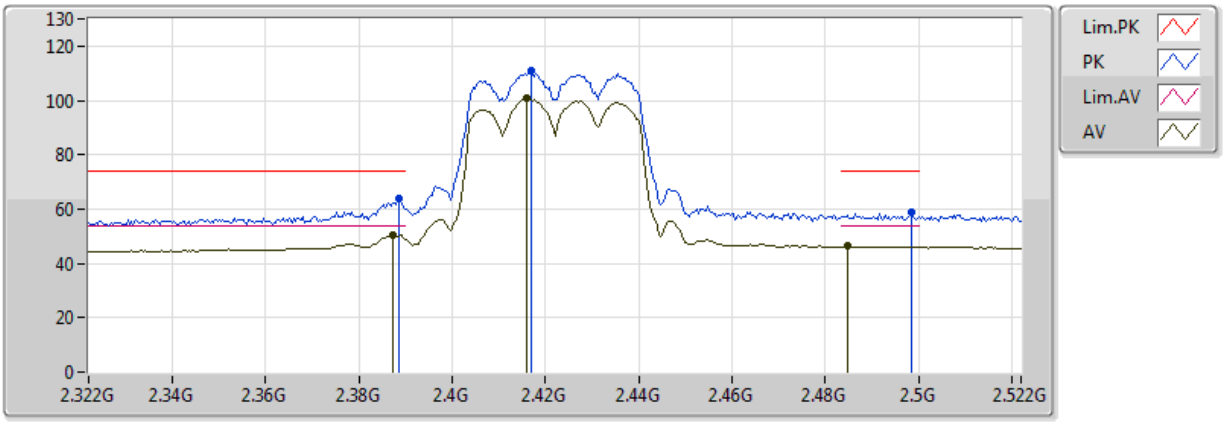

20180115
EUT Y 4TX
Setting 15
03-R-2-FSP(100019)

Type	Freq	Level	Limit	Margin	Factor	Dist	Condition	Azimuth	Height	Comments
	(Hz)	(dBuV/m)	(dBuV/m)	(dB)	(dB)	(m)		(°)	(m)	
AV	2.3872G	50.38	54.00	-3.62	32.18	3	Vertical	68	1.44	-
AV	2.416G	100.80	Inf	-Inf	32.25	3	Vertical	68	1.44	-
AV	2.4848G	46.28	54.00	-7.72	32.42	3	Vertical	68	1.44	-
PK	2.3884G	63.99	74.00	-10.01	32.18	3	Vertical	68	1.44	-
PK	2.4168G	110.93	Inf	-Inf	32.25	3	Vertical	68	1.44	-
PK	2.4984G	58.63	74.00	-15.37	32.45	3	Vertical	68	1.44	-

802.11ac VHT40_Nss1,(MCS0)_4TX

2422MHz_TX

15/01/2018

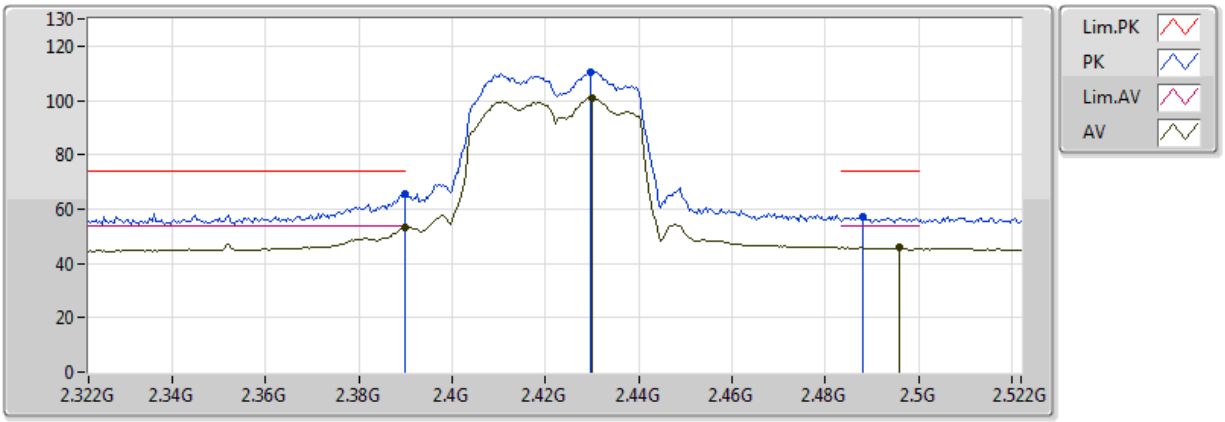

20180115
EUT Y 4TX
Setting 15
03-R-2-FSP(100019)

Type	Freq	Level	Limit	Margin	Factor	Dist	Condition	Azimuth	Height	Comments
	(Hz)	(dBuV/m)	(dBuV/m)	(dB)	(dB)	(m)		(°)	(m)	
AV	2.39G	53.51	54.00	-0.49	32.18	3	Horizontal	358	1.95	-
AV	2.43G	100.82	Inf	-Inf	32.29	3	Horizontal	358	1.95	-
AV	2.496G	45.82	54.00	-8.18	32.45	3	Horizontal	358	1.95	-
PK	2.39G	65.78	74.00	-8.22	32.18	3	Horizontal	358	1.95	-
PK	2.4296G	110.48	Inf	-Inf	32.29	3	Horizontal	358	1.95	-
PK	2.488G	57.24	74.00	-16.76	32.43	3	Horizontal	358	1.95	-

802.11ac VHT40_Nss1,(MCS0)_4TX

2422MHz_TX

24/01/2018

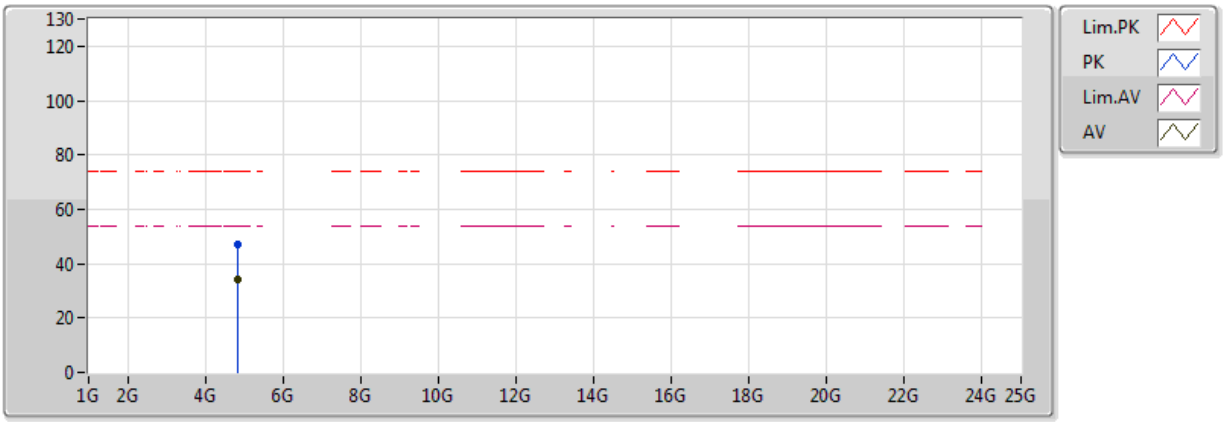

20180124
EUT Y 4TX
Setting 15
02-J-5
FSU

Type	Freq	Level	Limit	Margin	Factor	Dist	Condition	Azimuth	Height	Comments
	(Hz)	(dBuV/m)	(dBuV/m)	(dB)	(dB)	(m)		(°)	(m)	
AV	4.824G	34.21	54.00	-19.79	9.19	3	Vertical	47	1.68	-
PK	4.8192G	47.16	74.00	-26.84	9.18	3	Vertical	47	1.68	-

802.11ac VHT40_Nss1,(MCS0)_4TX

2422MHz_TX

24/01/2018

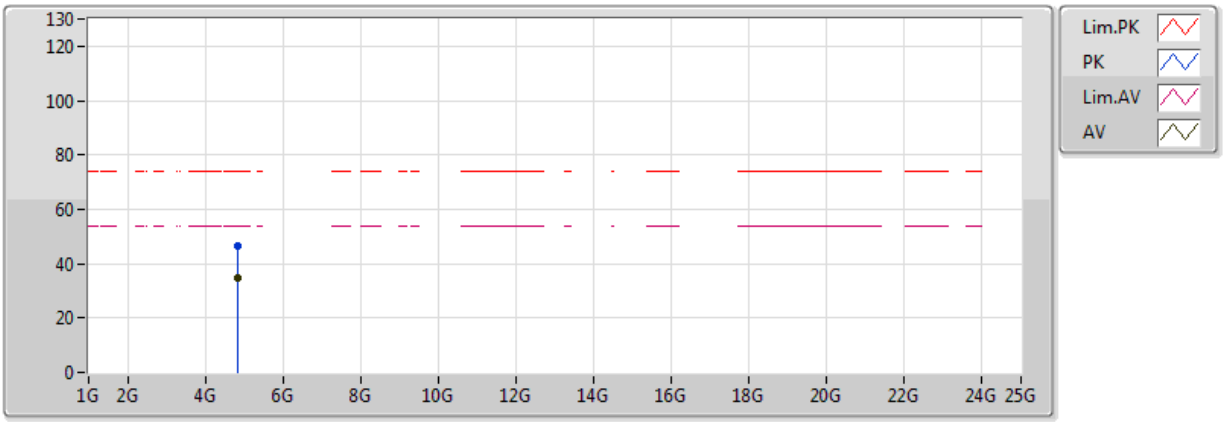

20180124
EUT Y 4TX
Setting 15
02-J-5
FSU

Type	Freq	Level	Limit	Margin	Factor	Dist	Condition	Azimuth	Height	Comments
	(Hz)	(dBuV/m)	(dBuV/m)	(dB)	(dB)	(m)		(°)	(m)	
AV	4.8238G	34.54	54.00	-19.46	9.19	3	Horizontal	225	1.45	-
PK	4.8236G	46.31	74.00	-27.69	9.19	3	Horizontal	225	1.45	-

802.11ac VHT40_Nss1,(MCS0)_4TX

2427MHz_TX

14/02/2018

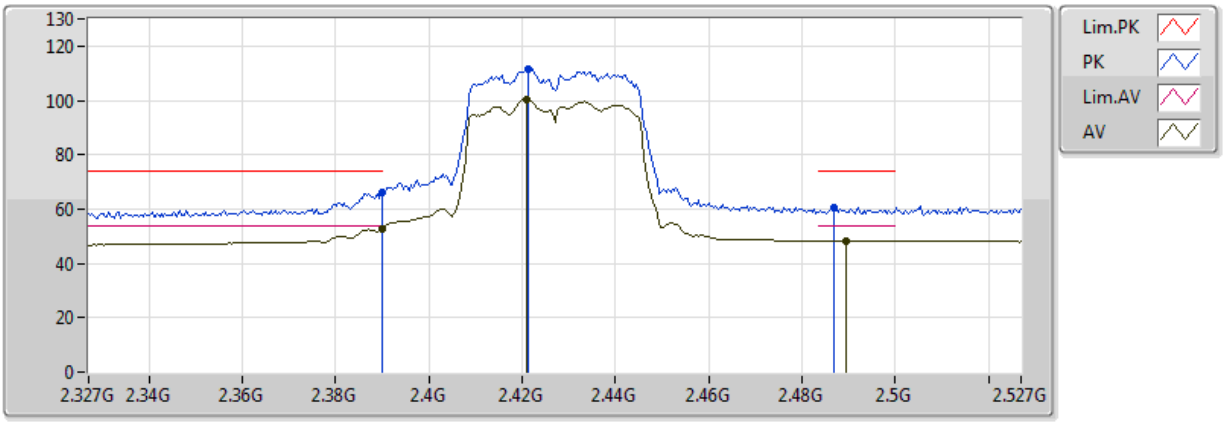

20180214
EUT Y 4TX
Setting 19.5
02-N-2
FSP(100019)

Type	Freq	Level	Limit	Margin	Factor	Conditi	Comments	Raw	CL	AT
	(Hz)	(dBuV/m)	(dBuV/m)	(dB)	(dB)			(dBuV)	(dB)	(dB)
AV	2.389998G	52.50	54.00	-1.50	32.14	Vertical	-	20.36	3.78	-
AV	2.421G	100.55	Inf	-Inf	32.24	Vertical	-	68.31	3.81	-
AV	2.4894G	48.31	54.00	-5.69	32.47	Vertical	-	15.84	3.89	-
PK	2.389998G	66.23	74.00	-7.77	32.14	Vertical	-	34.09	3.78	-
PK	2.4214G	111.41	Inf	-Inf	32.24	Vertical	-	79.17	3.81	-
PK	2.487G	60.40	74.00	-13.60	32.46	Vertical	-	27.94	3.89	-

802.11ac VHT40_Nss1,(MCS0)_4TX

2427MHz_TX

14/02/2018

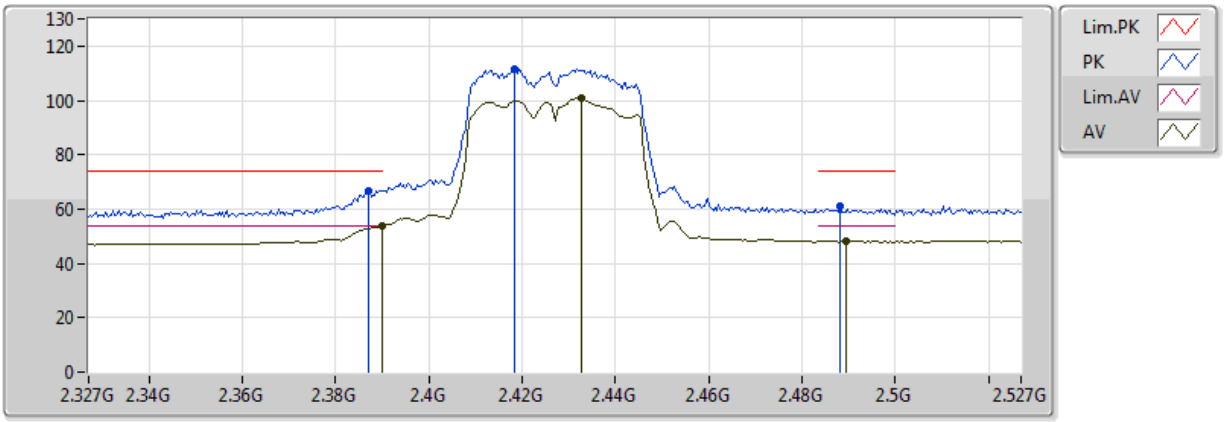

20180214
EUT Y 4TX
Setting 19.5
02-N-2
FSP(100019)

Type	Freq	Level	Limit	Margin	Factor	Conditi	Comments	Raw	CL	AT
	(Hz)	(dBuV/m)	(dBuV/m)	(dB)	(dB)			(dBuV)	(dB)	(dB)
AV	2.389998G	53.53	54.00	-0.47	32.14	Horizon	-	21.39	3.78	-
AV	2.4326G	100.76	Inf	-Inf	32.28	Horizon	-	68.49	3.83	-
AV	2.4894G	48.16	54.00	-5.84	32.47	Horizon	-	15.69	3.89	-
PK	2.387G	66.87	74.00	-7.13	32.13	Horizon	-	34.74	3.78	-
PK	2.4182G	111.53	Inf	-Inf	32.23	Horizon	-	79.30	3.81	-
PK	2.4882G	60.97	74.00	-13.03	32.46	Horizon	-	28.51	3.89	-

802.11ac VHT40_Nss1,(MCS0)_4TX

2432MHz_TX

14/02/2018

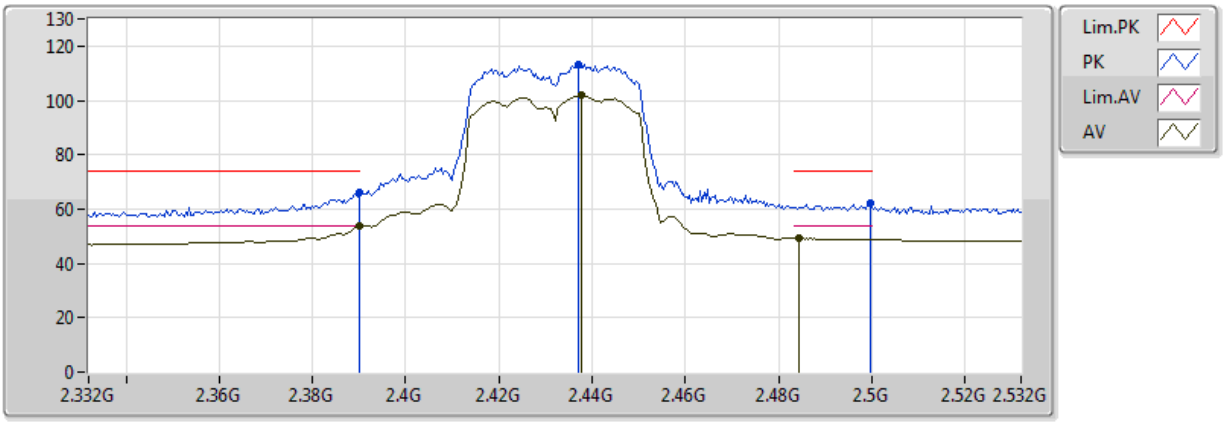

20180214
EUT Y 4TX
Setting 20.5
02-N-2
FSP(100019)

Type	Freq	Level	Limit	Margin	Factor	Conditi	Comments	Raw	CL	AT
	(Hz)	(dBuV/m)	(dBuV/m)	(dB)	(dB)			(dBuV)	(dB)	(dB)
AV	2.39G	53.73	54.00	-0.27	32.14	Vertical	-	21.59	3.78	-
AV	2.4376G	101.94	Inf	-Inf	32.29	Vertical	-	69.65	3.83	-
AV	2.4844G	49.17	54.00	-4.83	32.45	Vertical	-	16.73	3.88	-
PK	2.39G	65.93	74.00	-8.07	32.14	Vertical	-	33.79	3.78	-
PK	2.4372G	113.23	Inf	-Inf	32.29	Vertical	-	80.93	3.83	-
PK	2.4996G	62.08	74.00	-11.92	32.50	Vertical	-	29.58	3.90	-

802.11ac VHT40_Nss1,(MCS0)_4TX

2432MHz_TX

14/02/2018

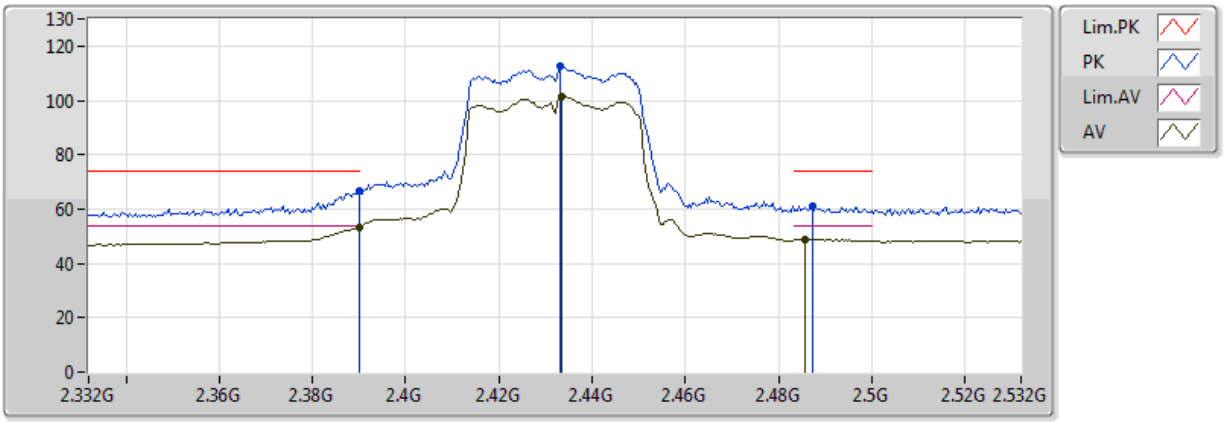

20180214
EUT Y 4TX
Setting 20.5
02-N-2
FSP(100019)

Type	Freq	Level	Limit	Margin	Factor	Conditi	Comments	Raw	CL	AT
	(Hz)	(dBuV/m)	(dBuV/m)	(dB)	(dB)			(dBuV)	(dB)	(dB)
AV	2.39G	53.20	54.00	-0.80	32.14	Horizon	-	21.06	3.78	-
AV	2.4336G	101.67	Inf	-Inf	32.28	Horizon	-	69.38	3.83	-
AV	2.4856G	49.01	54.00	-4.99	32.45	Horizon	-	16.55	3.88	-
PK	2.39G	66.55	74.00	-7.45	32.14	Horizon	-	34.41	3.78	-
PK	2.4332G	112.44	Inf	-Inf	32.28	Horizon	-	80.16	3.83	-
PK	2.4872G	60.82	74.00	-13.18	32.46	Horizon	-	28.36	3.89	-

802.11ac VHT40_Nss1,(MCS0)_4TX

2437MHz_TX

24/01/2018

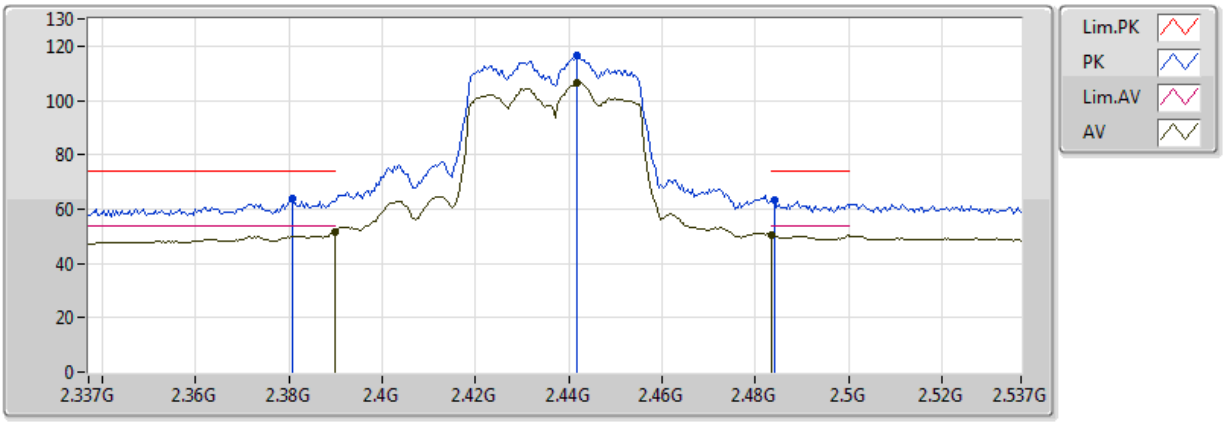

20180124
EUT Y 4TX
Setting 20.5
02-J-5
FSU

Type	Freq	Level	Limit	Margin	Factor	Dist	Condition	Azimuth	Height	Comments
	(Hz)	(dBuV/m)	(dBuV/m)	(dB)	(dB)	(m)		(°)	(m)	
AV	2.389998G	51.70	54.00	-2.30	32.14	3	Vertical	71	2.11	-
AV	2.4418G	106.42	Inf	-Inf	32.31	3	Vertical	71	2.11	-
AV	2.483502G	50.36	54.00	-3.64	32.45	3	Vertical	71	2.11	-
PK	2.3806G	63.66	74.00	-10.34	32.11	3	Vertical	71	2.11	-
PK	2.4418G	116.32	Inf	-Inf	32.31	3	Vertical	71	2.11	-
PK	2.4842G	63.25	74.00	-10.75	32.45	3	Vertical	71	2.11	-

802.11ac VHT40_Nss1,(MCS0)_4TX

2437MHz_TX

24/01/2018

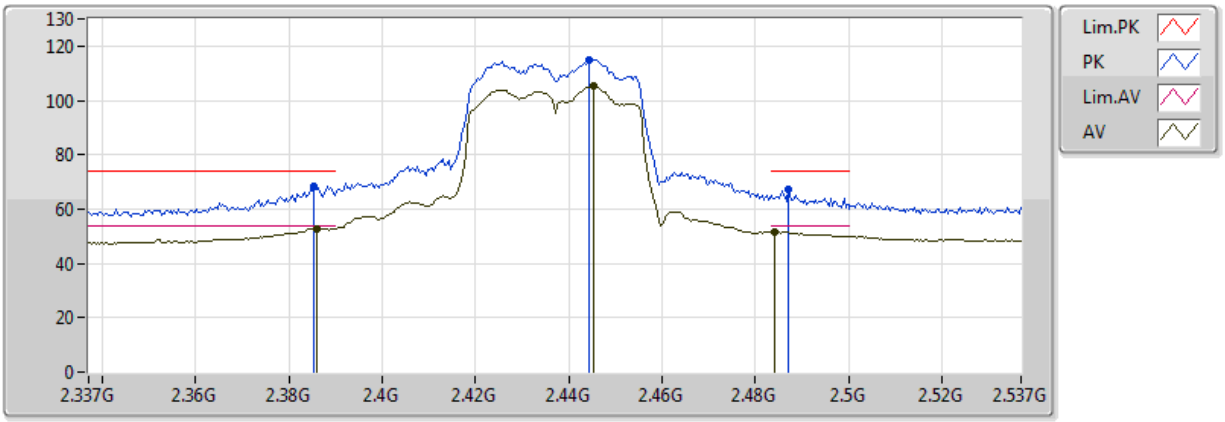

20180124
EUT Y 4TX
Setting 20.5
02-J-5
FSU

Type	Freq	Level	Limit	Margin	Factor	Dist	Condition	Azimuth	Height	Comments
	(Hz)	(dBuV/m)	(dBuV/m)	(dB)	(dB)	(m)		(°)	(m)	
AV	2.3858G	52.90	54.00	-1.10	32.13	3	Horizontal	358	2.06	-
AV	2.4454G	105.35	Inf	-Inf	32.32	3	Horizontal	358	2.06	-
AV	2.4842G	51.61	54.00	-2.39	32.45	3	Horizontal	358	2.06	-
PK	2.3854G	68.17	74.00	-5.83	32.13	3	Horizontal	358	2.06	-
PK	2.4442G	115.10	Inf	-Inf	32.32	3	Horizontal	358	2.06	-
PK	2.487G	67.21	74.00	-6.79	32.46	3	Horizontal	358	2.06	-

802.11ac VHT40_Nss1,(MCS0)_4TX

2437MHz_TX

24/01/2018

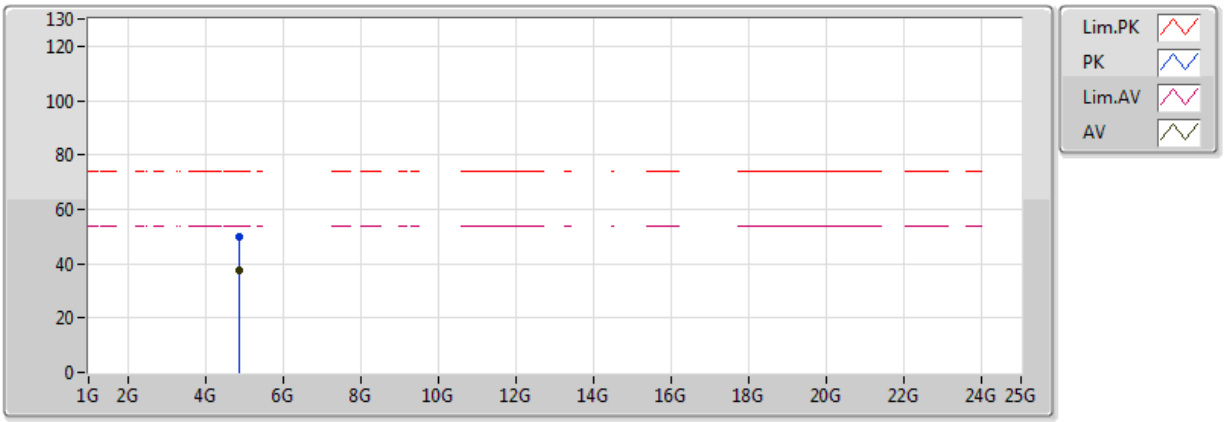

20180124
EUT Y 4TX
Setting 20.5
02-J-5
FSU

Type	Freq	Level	Limit	Margin	Factor	Dist	Condition	Azimuth	Height	Comments
	(Hz)	(dBuV/m)	(dBuV/m)	(dB)	(dB)	(m)		(°)	(m)	
AV	4.8739G	37.59	54.00	-16.41	9.29	3	Vertical	150	2.24	-
PK	4.8745G	49.71	74.00	-24.29	9.29	3	Vertical	150	2.24	-

802.11ac VHT40_Nss1,(MCS0)_4TX

2437MHz_TX

24/01/2018

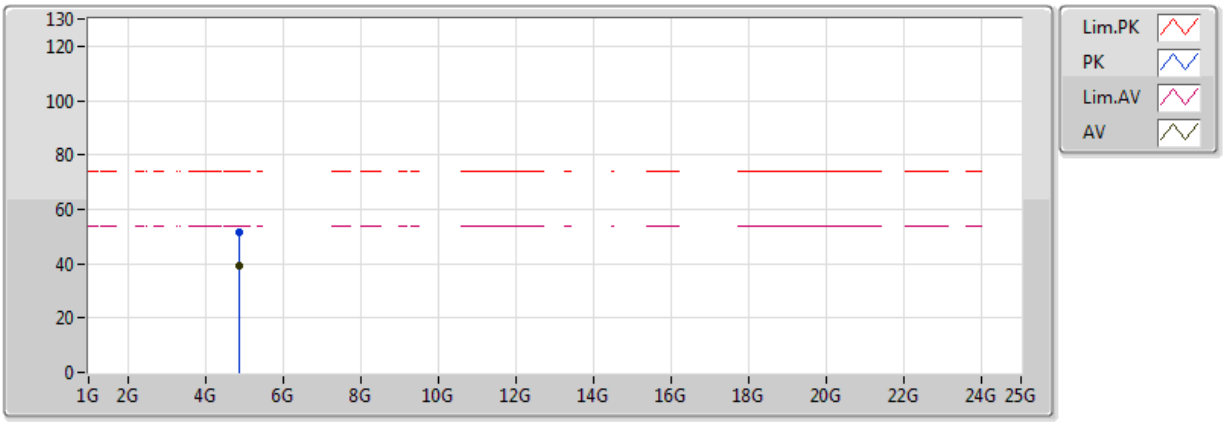

20180124
EUT Y 4TX
Setting 20.5
02-J-5
FSU

Type	Freq	Level	Limit	Margin	Factor	Dist	Condition	Azimuth	Height	Comments
	(Hz)	(dBuV/m)	(dBuV/m)	(dB)	(dB)	(m)		(°)	(m)	
AV	4.874G	39.15	54.00	-14.85	9.29	3	Horizontal	188	2.70	-
PK	4.8745G	51.53	74.00	-22.47	9.29	3	Horizontal	188	2.70	-

802.11ac VHT40_Nss1,(MCS0)_4TX

2447MHz_TX

14/02/2018

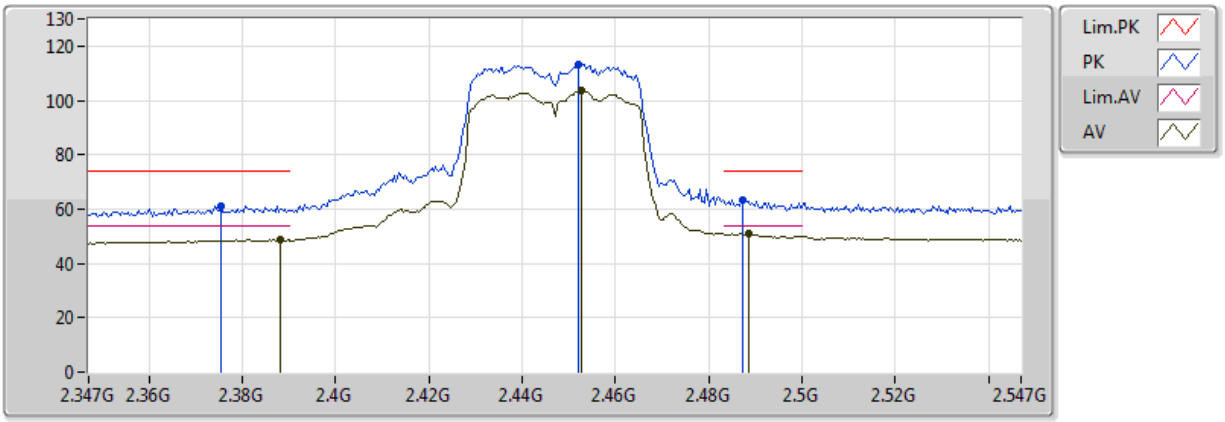

20180214
EUT Y 4TX
Setting 20.5
02-N-2
FSP(100019)

Type	Freq	Level	Limit	Margin	Factor	Conditi	Comments	Raw	CL	AT
	(Hz)	(dBuV/m)	(dBuV/m)	(dB)	(dB)			(dBuV)	(dB)	(dB)
AV	2.3882G	48.72	54.00	-5.28	32.13	Vertical	-	16.58	3.78	-
AV	2.4526G	103.62	Inf	-Inf	32.34	Vertical	-	71.28	3.85	-
AV	2.4886G	50.80	54.00	-3.20	32.46	Vertical	-	18.33	3.89	-
PK	2.3754G	61.09	74.00	-12.91	32.10	Vertical	-	28.99	3.77	-
PK	2.4522G	113.44	Inf	-Inf	32.34	Vertical	-	81.10	3.85	-
PK	2.4874G	63.25	74.00	-10.75	32.46	Vertical	-	30.80	3.89	-

802.11ac VHT40_Nss1,(MCS0)_4TX

2447MHz_TX

14/02/2018

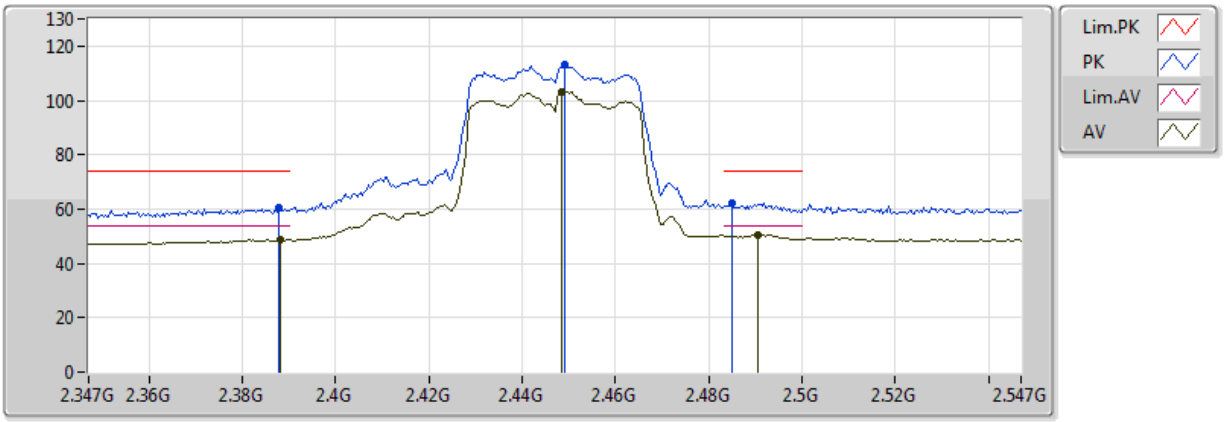

20180214
EUT Y 4TX
Setting 20.5
02-N-2
FSP(100019)

Type	Freq	Level	Limit	Margin	Factor	Conditi	Comments	Raw	CL	AT
	(Hz)	(dBuV/m)	(dBuV/m)	(dB)	(dB)			(dBuV)	(dB)	(dB)
AV	2.3882G	48.63	54.00	-5.37	32.13	Horizon	-	16.49	3.78	-
AV	2.4486G	103.26	Inf	-Inf	32.33	Horizon	-	70.93	3.84	-
AV	2.4906G	50.57	54.00	-3.43	32.47	Horizon	-	18.10	3.89	-
PK	2.3878G	60.30	74.00	-13.70	32.13	Horizon	-	28.17	3.78	-
PK	2.449G	113.06	Inf	-Inf	32.33	Horizon	-	80.73	3.84	-
PK	2.485G	62.09	74.00	-11.91	32.45	Horizon	-	29.64	3.88	-

802.11ac VHT40_Nss1,(MCS0)_4TX

2452MHz_TX

15/01/2018

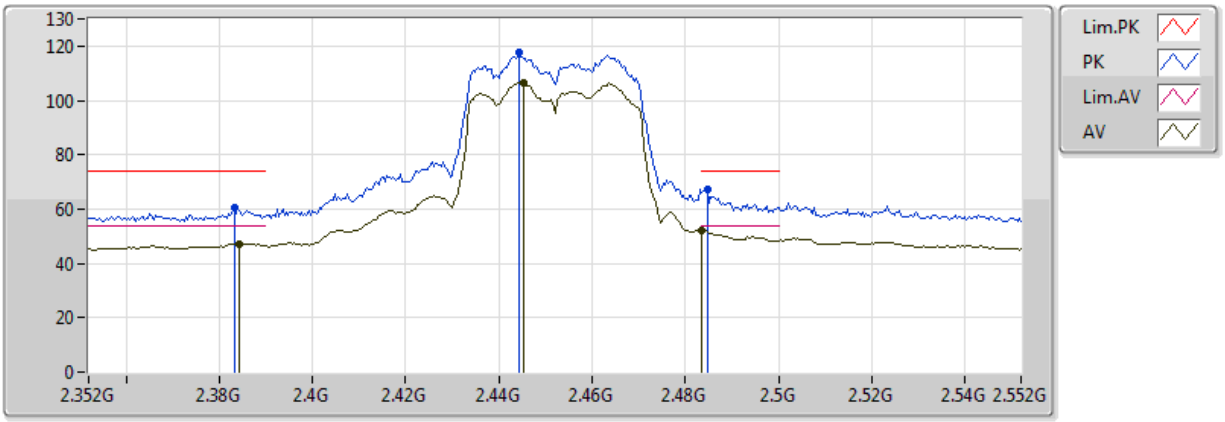

20180115
EUT Y 4TX
Setting 20
03-R-2-FSP(100019)

Type	Freq	Level	Limit	Margin	Factor	Dist	Condition	Azimuth	Height	Comments
	(Hz)	(dBuV/m)	(dBuV/m)	(dB)	(dB)	(m)		(°)	(m)	
AV	2.3844G	47.30	54.00	-6.70	32.17	3	Vertical	83	1.38	-
AV	2.4452G	106.48	Inf	-Inf	32.32	3	Vertical	83	1.38	-
AV	2.4836G	52.23	54.00	-1.77	32.42	3	Vertical	83	1.38	-
PK	2.3832G	60.69	74.00	-13.31	32.16	3	Vertical	83	1.38	-
PK	2.4444G	117.47	Inf	-Inf	32.32	3	Vertical	83	1.38	-
PK	2.4848G	67.33	74.00	-6.67	32.42	3	Vertical	83	1.38	-

802.11ac VHT40_Nss1,(MCS0)_4TX

2452MHz_TX

15/01/2018

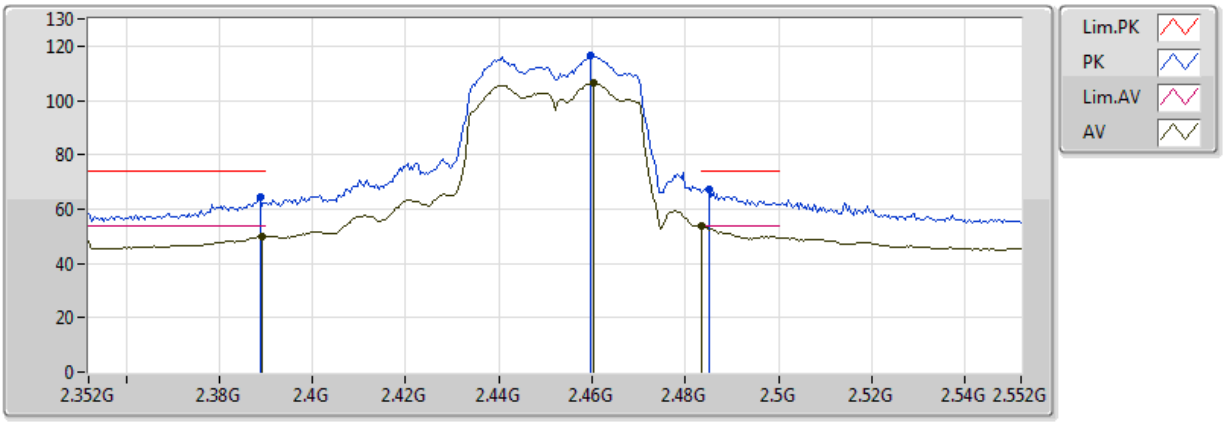

20180115
EUT Y 4TX
Setting 20
03-R-2-FSP(100019)

Type	Freq	Level	Limit	Margin	Factor	Dist	Condition	Azimuth	Height	Comments
	(Hz)	(dBuV/m)	(dBuV/m)	(dB)	(dB)	(m)		(°)	(m)	
AV	2.3892G	49.99	54.00	-4.01	32.18	3	Horizontal	359	1.86	-
AV	2.4604G	106.52	Inf	-Inf	32.36	3	Horizontal	359	1.86	-
AV	2.4836G	53.92	54.00	-0.08	32.42	3	Horizontal	359	1.86	-
PK	2.3888G	64.28	74.00	-9.72	32.18	3	Horizontal	359	1.86	-
PK	2.4596G	116.53	Inf	-Inf	32.36	3	Horizontal	359	1.86	-
PK	2.4852G	67.33	74.00	-6.67	32.42	3	Horizontal	359	1.86	-

802.11ac VHT40_Nss1,(MCS0)_4TX

2452MHz_TX

24/01/2018

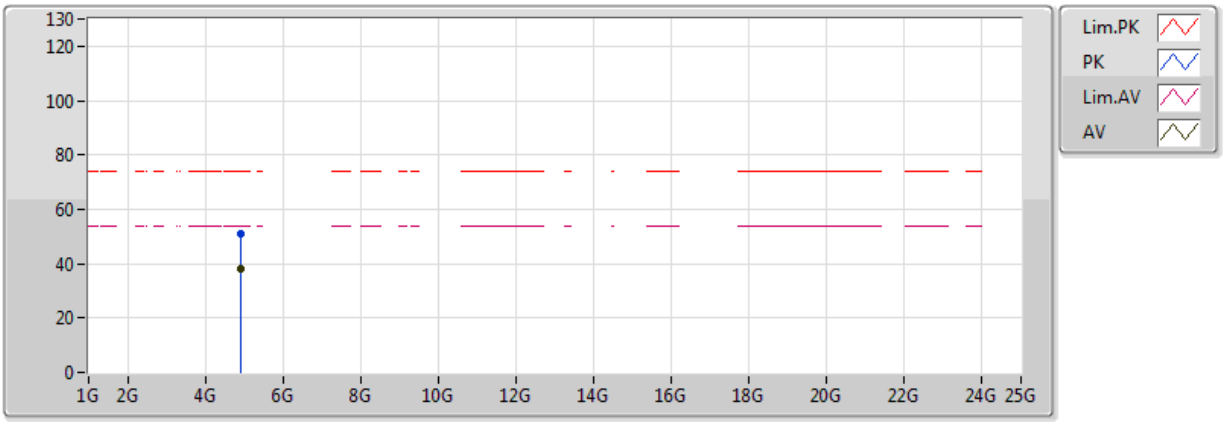

20180124
EUT Y 4TX
Setting 20
02-J-5
FSU

Type	Freq	Level	Limit	Margin	Factor	Dist	Condition	Azimuth	Height	Comments
	(Hz)	(dBuV/m)	(dBuV/m)	(dB)	(dB)	(m)		(°)	(m)	
AV	4.9042G	38.19	54.00	-15.81	9.35	3	Vertical	149	1.25	-
PK	4.9044G	50.80	74.00	-23.20	9.35	3	Vertical	149	1.25	-

802.11ac VHT40_Nss1,(MCS0)_4TX

2452MHz_TX

24/01/2018

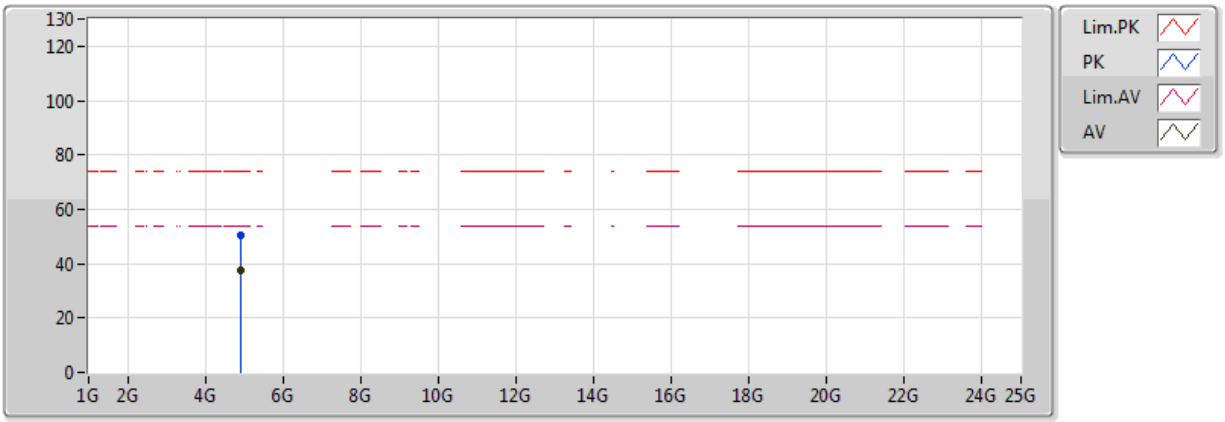

20180124
EUT Y 4TX
Setting 20
02-J-5
FSU

Type	Freq	Level	Limit	Margin	Factor	Dist	Condition	Azimuth	Height	Comments
	(Hz)	(dBuV/m)	(dBuV/m)	(dB)	(dB)	(m)		(°)	(m)	
AV	4.904G	37.81	54.00	-16.19	9.35	3	Horizontal	192	2.46	-
PK	4.9052G	50.16	74.00	-23.84	9.35	3	Horizontal	192	2.46	-