FCC Test Report

Equipment	:	**MetroLinq 60 LW**
Brand Name	:	**Ignitenet**
Model No.	:	**ML-60-LW**
FCC ID	:	**HEDML60LW**
Standard	:	**47 CFR FCC Part 15.247**
Operating Band	:	**2400 MHz – 2483.5 MHz**
Function	:	**☒ Point-to-multipoint; ☐ Point-to-point**
Applicant	:	**Accton Technology Corp No. 1, Creation Rd. III, Science-based Industrial Park Hsin Chu 30077, Taiwan**
Manufacturer (1)	:	**Joy Technology (Shen Zhen) Co. Ltd HengKeng Ind., Shangpai, Shangwu, Aiqun Rd., Shiyan Town, Shenzhen 518108 China**
Manufacturer (2)	:	**Accton Technology Corp No. 1, Creation Rd. III, Science-based Industrial Park Hsin Chu 30077, Taiwan**

The product sample received on Jan. 09, 2018 and completely tested on Jan. 24, 2018. We, SPORTON, would like to declare that the tested sample has been evaluated in accordance with the procedures given in ANSI C63.10-2013 and shown compliance with the applicable technical standards.

The test results in this report apply exclusively to the tested model / sample. Without written approval of SPORTON INTERNATIONAL INC., the test report shall not be reproduced except in full.

Cliff Chang

Cliff Chang
SPORTON INTERNATIONAL INC.

Testing Laboratory
1190

Table of Contents

1 GENERAL DESCRIPTION 5

1.1 Information 5
1.2 Testing Applied Standards 7
1.3 Testing Location Information 7
1.4 Measurement Uncertainty 8

2 TEST CONFIGURATION OF EUT 9

2.1 Test Channel Mode 9
2.2 The Worst Case Measurement Configuration 10
2.3 EUT Operation during Test 11
2.4 Accessories 11
2.5 Support Equipment 11
2.6 Test Setup Diagram 12

3 TRANSMITTER TEST RESULT 14

3.1 AC Power-line Conducted Emissions 14
3.2 DTS Bandwidth 16
3.3 Maximum Conducted Output Power 17
3.4 Power Spectral Density 19
3.5 Emissions in Non-restricted Frequency Bands 21
3.6 Emissions in Restricted Frequency Bands 22

4 TEST EQUIPMENT AND CALIBRATION DATA 26

APPENDIX A. TEST RESULTS OF AC POWER-LINE CONDUCTED EMISSIONS

APPENDIX B. TEST RESULTS OF DTS BANDWIDTH

APPENDIX C. TEST RESULTS OF MAXIMUM CONDUCTED OUTPUT POWER

APPENDIX D. TEST RESULTS OF POWER SPECTRAL DENSITY

APPENDIX E. TEST RESULTS OF EMISSIONS IN NON-RESTRICTED FREQUENCY BANDS

APPENDIX F. TEST RESULTS OF EMISSIONS IN RESTRICTED FREQUENCY BANDS

APPENDIX G. TEST PHOTOS

PHOTOGRAPHS OF EUT V01

Summary of Test Result

Conformance Test Specifications				
Report Clause	**Ref. Std. Clause**	**Description**	**Limit**	**Result**
1.1.2	15.203	Antenna Requirement	FCC 15.203	Complied
3.1	15.207	AC Power-line Conducted Emissions	FCC 15.207	Complied
3.2	15.247(a)	DTS Bandwidth	≥500kHz	Complied
3.3	15.247(b)	Maximum Conducted Output Power	Power [dBm]:30	Complied
3.4	15.247(e)	Power Spectral Density	PSD [dBm/3kHz]:8	Complied
3.5	15.247(d)	Emissions in Non-restricted Frequency Bands	Non-Restricted Bands: > 30 dBc	Complied
3.6	15.247(d)	Emissions in Restricted Frequency Bands	Restricted Bands: FCC 15.209	Complied

Revision History

Report No.	Version	Description	Issued Date
FR7D2234-01AA	Rev. 01	Initial issue of report	Jan. 25, 2018

1 General Description

1.1 Information

1.1.1 RF General Information

Frequency Range (MHz)	IEEE Std. 802.11	Ch. Frequency (MHz)	Channel Number
2400-2483.5	b, g, n (HT20)	2412-2462	1-11 [11]
2400-2483.5	n (HT40)	2422-2452	3-9 [7]

Band	Mode	BWch (MHz)	Nant
2.4-2.4835GHz	802.11b	20	2TX
2.4-2.4835GHz	802.11g	20	2TX
2.4-2.4835GHz	802.11n HT20	20	2TX
2.4-2.4835GHz	802.11n HT40	40	2TX

Note 1:
- 11b mode uses a combination of DSSS-DBPSK, DQPSK, CCK modulation.
- 11g, HT20 and HT40 use a combination of OFDM-BPSK, QPSK, 16QAM, 64QAM modulation.
- BWch is the nominal channel bandwidth.
- Nss-Min is the minimum number of spatial streams.
- Nant is the number of outputs. e.g., 2(2,3) means have 2 outputs for port 2 and port 3. 2 means have 2 outputs for port 1 and port 2.

Note 2: This device contains transmitter 60GHz module FCC ID: HEDML60PRS4601
Note 3: WLAN and 60G doesn't work at the same time.

1.1.2 Antenna Information

For WLAN 2.4GHz and WLAN 5GHz:

Ant.	Brand	Model Name	Antenna Type	Connector	Gain (dBi)	Remark
1	Accton	120G00000186X	Dipole Antenna	MMCX	7	2.4GHz
2	Accton	120G00000181X	Sector Antenna	MMCX	15	5GHz

Note: The EUT has two sets of antenna, and each set contains two antennas.

1. For WLAN 2.4GHz:

   Port 1 and Port 2 could transmit/receive simultaneously.

   Port 1 (Connect to Ant. 1) and Port 2 (Connect to Ant. 1).

2. For WLAN 5GHz:

   Port 1 and Port 2 could transmit/receive simultaneously.

   Port 1 (Connect to Ant. 2) and Port 2 (Connect to Ant. 2).

For 60GHz:

Ant.	Brand	Model Name	Antenna Type	Connector	Gain (dBi)
1	Accton	120300000225X	Chip Ant.	N/A	17.2

1.1.3 Mode Test Duty Cycle

Mode	DC	DCF(dB)	T(s)	VBW(Hz) ≥ 1/T
802.11b	0.995	0.022	n/a (DC>=0.98)	n/a (DC>=0.98)
802.11g	0.935	0.292	2.058m	1k
802.11n HT20	0.964	0.159	4.993m	300
802.11n HT40	0.955	0.2	2.401m	1k

1.1.4 EUT Operational Condition

EUT Power Type	From PoE or DC 24V			
Beamforming Function	☐	With beamforming	☒	Without beamforming
Test Software Version	QRCT			

1.2 Testing Applied Standards

According to the specifications of the manufacturer, the EUT must comply with the requirements of the following standards:

- 47 CFR FCC Part 15
- ANSI C63.10-2013
- FCC KDB 558074 D01 v04
- FCC KDB 662911 D01 v02r01
- FCC KDB 412172 D01 v01r01

1.3 Testing Location Information

Testing Location							
☐	HWA YA	ADD	:	No. 52, Hwa Ya 1st Rd., Kwei-Shan Hsiang, Tao Yuan Hsien, Taiwan, R.O.C.			
		TEL	:	886-3-327-3456	FAX	:	886-3-318-0055
☒	JHUBEI	ADD	:	No.8, Lane 724, Bo-ai St., Jhubei City, HsinChu County 302, Taiwan, R.O.C.			
		TEL	:	886-3-656-9065	FAX	:	886-3-656-9085

Test Condition	Test Site No.	Test Engineer	Test Environment	Test Date
RF Conducted	TH01-CB	Paul Chen	21°C / 65%	Jan. 15, 2018~Jan. 24, 2018
Radiated	03CH01-CB (below 1GHz)	Benson Su	23.5°C / 65%	Jan. 19, 2018
Radiated	03CH01-CB (above 1GHz)	Nylec Chang, Stim Song	22°C / 54%	Jan. 09, 2018~Jan. 13, 2018
AC Conduction	CO01-CB	Max Lin, Ryo Fan	24°C / 52%	Jan. 18, 2018

Test site Designation No. TW0006 with FCC.
Test site registered number IC 4086D with Industry Canada.

1.4 Measurement Uncertainty

ISO/IEC 17025 requires that an estimate of the measurement uncertainties associated with the emissions test results be included in the report. The measurement uncertainties given below are based on a 95% confidence level (based on a coverage factor (k=2)

Test Items	Uncertainty	Remark
Conducted Emission (150kHz ~ 30MHz)	3.2 dB	Confidence levels of 95%
Radiated Emission (30MHz ~ 1,000MHz)	3.6 dB	Confidence levels of 95%
Radiated Emission (1GHz ~ 18GHz)	3.7 dB	Confidence levels of 95%
Radiated Emission (18GHz ~ 40GHz)	3.5 dB	Confidence levels of 95%
Conducted Emission	1.7 dB	Confidence levels of 95%
Output Power Measurement	1.33 dB	Confidence levels of 95%
Power Density Measurement	1.27 dB	Confidence levels of 95%
Bandwidth Measurement	9.74×10^{-8}	Confidence levels of 95%

2 Test Configuration of EUT

2.1 Test Channel Mode

Mode	Power Setting
802.11b_Nss1,(1Mbps)_2TX	-
2412MHz	16
2437MHz	17
2462MHz	16.5
802.11g_Nss1,(6Mbps)_2TX	-
2412MHz	19
2417MHz	19
2422MHz	20
2427MHz	21.5
2432MHz	22.5
2437MHz	23
2442MHz	23
2447MHz	22
2452MHz	21
2457MHz	19.5
2462MHz	17.5
802.11n HT20_Nss1,(MCS0)_2TX	-
2412MHz	17.5
2417MHz	20.5
2422MHz	20.5
2427MHz	21
2432MHz	23
2437MHz	23
2442MHz	23
2447MHz	21.5
2452MHz	20
2457MHz	20
2462MHz	16
802.11n HT40_Nss1,(MCS0)_2TX	-
2422MHz	15
2427MHz	15
2432MHz	17
2437MHz	17
2442MHz	17
2447MHz	16
2452MHz	14

2.2 The Worst Case Measurement Configuration

The Worst Case Mode for Following Conformance Tests	
Tests Item	AC power-line conducted emissions
Condition	AC power-line conducted measurement for line and neutral
Operating Mode	CTX
1	WLAN 2.4GHz
2	WLAN 5GHz
For operating mode 1 is the worst case and it was record in this test report.	

The Worst Case Mode for Following Conformance Tests	
Tests Item	DTS Bandwidth Maximum Conducted Output Power Power Spectral Density Emissions in Non-restricted Frequency Bands
Test Condition	Conducted measurement at transmit chains.

The Worst Case Mode for Following Conformance Tests	
Tests Item	Emissions in Restricted Frequency Bands
Test Condition	Radiated measurement If EUT consist of multiple antenna assembly (multiple antenna are used in EUT regardless of spatial multiplexing MIMO configuration), the radiated test should be performed with highest antenna gain of each antenna type.
Operating Mode < 1GHz	CTX
1	WLAN 2.4GHz
2	WLAN 5GHz
For operating mode 1 is the worst case and it was record in this test report.	
Operating Mode > 1GHz	CTX

The Worst Case Mode for Following Conformance Tests	
Tests Item	Simultaneous Transmission Analysis - Co-location RF Exposure Evaluation
Operating Mode	
1	WLAN 2.4GHz+WLAN 5GHz+60GHz
Refer to Sporton Test Report No.: FA7D2234-01 for Co-location RF Exposure Evaluation.	

Note: 1. The EUT can only be used at Y axis position.
2. The PoE is for measurement only, would not be marketed, and its information as below:

Equipment	Brand Name	Model Name	FCC ID
PoE	GME	GME241DA-240100G	DoC

2.3 EUT Operation during Test

The EUT was programmed to be in continuously transmitting mode.

2.4 Accessories

N/A

2.5 Support Equipment

For Test Site No: CO01-CB

Support Equipment				
No.	**Equipment**	**Brand Name**	**Model Name**	**FCC ID**
1	Notebook	DELL	E6430	DoC
2	Flash disk	Silicon Power	I-Series	DoC
3	PoE	GME	GME241DA-240100G	DoC

For Test Site No: 03CH01-CB and TH01-CB

Support Equipment				
No.	**Equipment**	**Brand Name**	**Model Name**	**FCC ID**
1	Notebook	DELL	E4300	DoC
2	PoE	GME	GME241DA-240100G	DoC

2.6 Test Setup Diagram

Test Setup Diagram – AC Line Conducted Emission Test

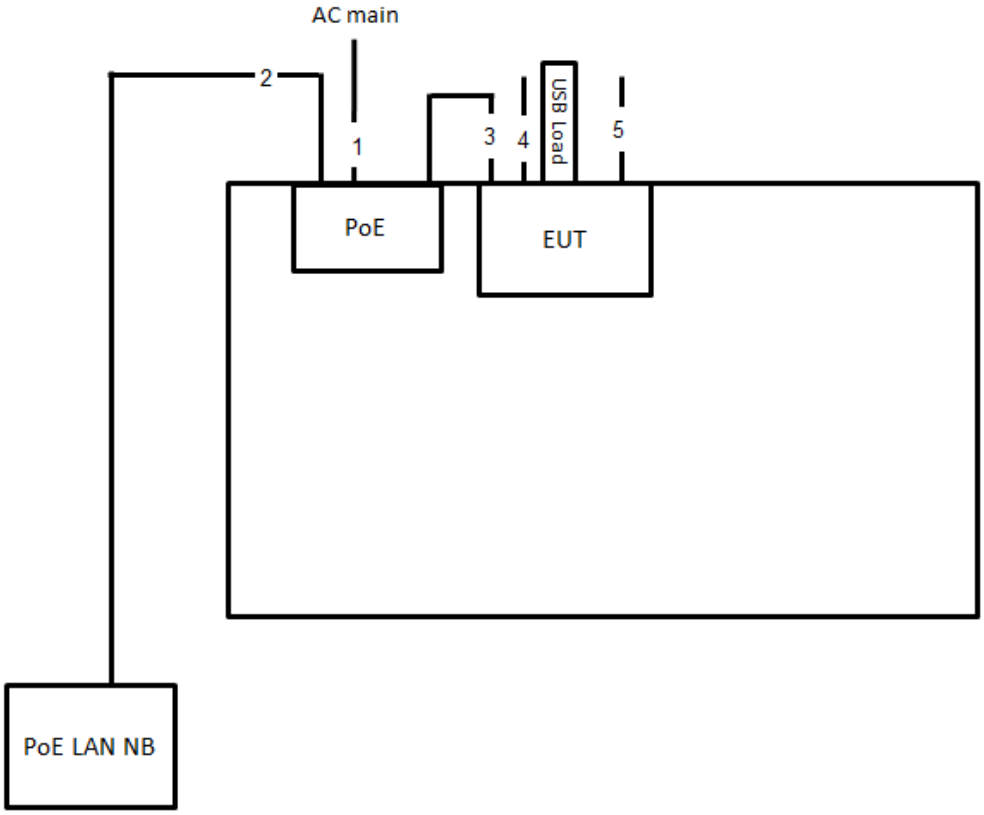

Item	Connection	Shielded	Length
1	Power cable	No	0.9m
2	RJ-45 cable	No	10m
3	RJ-45 cable	No	1.5m
4	Ground cable	No	1.5m
5	RJ-45 cable	No	1.5m

Test Setup Diagram - Radiated Test

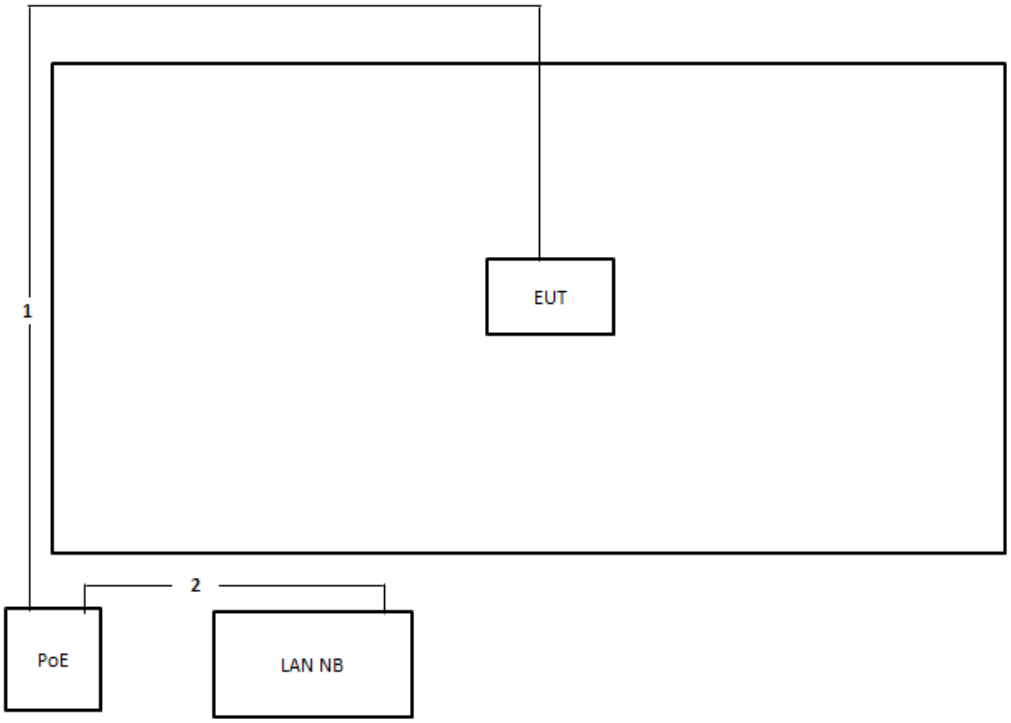

Item	Connection	Shielded	Length
1	RJ-45 cable	No	10m
2	RJ-45 cable	No	1.5m

3 Transmitter Test Result

3.1 AC Power-line Conducted Emissions

3.1.1 AC Power-line Conducted Emissions Limit

AC Power-line Conducted Emissions Limit		
Frequency Emission (MHz)	**Quasi-Peak**	**Average**
0.15-0.5	66 - 56 *	56 - 46 *
0.5-5	56	46
5-30	60	50
Note 1: * Decreases with the logarithm of the frequency.		

3.1.2 Measuring Instruments

Refer a test equipment and calibration data table in this test report.

3.1.3 Test Procedures

Test Method
☒ Refer as ANSI C63.10-2013, clause 6.2 for AC power-line conducted emissions.

3.1.4 Test Setup

AC Power-line Conducted Emissions

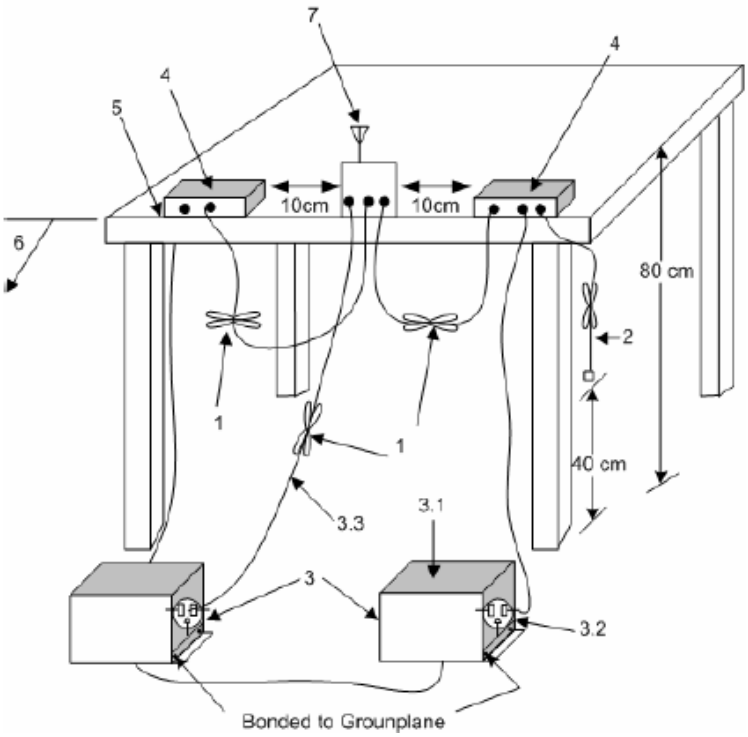

1—Interconnecting cables that hang closer than 40 cm to the ground plane shall be folded back and forth in the center forming a bundle 30 cm to 40 cm long.
2—The I/O cables that are not connected to an accessory shall be bundled in the center. The end of the cable may be terminated, if required, using the correct terminating impedance. The overall length shall not exceed 1 m.
3—EUT connected to one LISN. Unused LISN measuring port connectors shall be terminated in 50 Ω loads. LISN may be placed on top of, or immediately beneath, reference ground plane.
3.1—All other equipment powered from additional LISN(s).
3.2—A multiple-outlet strip may be used for multiple power cords of non-EUT equipment.
3.3—LISN at least 80 cm from nearest part of EUT chassis.
4—Non-EUT components of EUT system being tested.
5—Rear of EUT, including peripherals, shall all be aligned and flush with edge of tabletop.
6—Edge of tabletop shall be 40 cm removed from a vertical conducting plane that is bonded to the ground plane.
7—Antenna can be integral or detachable. If detachable, then the antenna shall be attached for this test.

3.1.5 Test Result of AC Power-line Conducted Emissions

Refer as Appendix A

3.2 DTS Bandwidth

3.2.1 6dB Bandwidth Limit

6dB Bandwidth Limit
Systems using digital modulation techniques:
▪ 6 dB bandwidth ≥ 500 kHz.

3.2.2 Measuring Instruments

Refer a test equipment and calibration data table in this test report.

3.2.3 Test Procedures

Test Method	
▪ For the emission bandwidth shall be measured using one of the options below:	
	☒ Refer as FCC KDB 558074, clause 8.1 Option 1 for 6 dB bandwidth measurement.
	☐ Refer as FCC KDB 558074, clause 8.2 Option 2 for 6 dB bandwidth measurement.
	☐ Refer as ANSI C63.10, clause 6.9.1 for occupied bandwidth testing.

3.2.4 Test Setup

Emission Bandwidth



3.2.5 Test Result of Emission Bandwidth

Refer as Appendix B

3.3 Maximum Conducted Output Power

3.3.1 Maximum Conducted Output Power Limit

Maximum Conducted Output Power Limit			
	▪ If $G_{TX} \leq 6$ dBi, then $P_{Out} \leq 30$ dBm (1 W)		
	▪ Point-to-multipoint systems (P2M): If $G_{TX} > 6$ dBi, then $P_{Out} = 30 – (G_{TX} – 6)$ dBm		
	▪ Point-to-point systems (P2P): If $G_{TX} > 6$ dBi, then $P_{Out} = 30 – (G_{TX} – 6)/3$ dBm		
	▪ Smart antenna system (SAS):		
		- Single beam: If $G_{TX} > 6$ dBi, then $P_{Out} = 30 – (G_{TX} – 6)/3$ dBm	
		- Overlap beam: If $G_{TX} > 6$ dBi, then $P_{Out} = 30 – (G_{TX} – 6)/3$ dBm	
		- Aggregate power on all beams: If $G_{TX} > 6$ dBi, then $P_{Out} = 30 – (G_{TX} – 6)/3 + 8$dB dBm	
P_{Out} = maximum peak conducted output power or maximum conducted output power in dBm, **G_{TX}** = the maximum transmitting antenna directional gain in dBi.			

3.3.2 Measuring Instruments

Refer a test equipment and calibration data table in this test report.

3.3.3 Test Procedures

Test Method	
▪ Maximum Peak Conducted Output Power	
	☐ Refer as FCC KDB 558074, clause 9.1.1 Option 1 (RBW ≥ EBW method).
	☐ Refer as FCC KDB 558074, clause 9.1.2 Option 2 (peak power meter for VBW ≥ DTS BW)
▪ Maximum Conducted Output Power	
	[duty cycle ≥ 98% or external video / power trigger]
	☐ Refer as FCC KDB 558074, clause 9.2.2.2 Method AVGSA-1 (spectral trace averaging).
	☐ Refer as FCC KDB 558074, clause 9.2.2.3 Method AVGSA-1 Alt. (slow sweep speed)
	duty cycle < 98% and average over on/off periods with duty factor
	☐ Refer as FCC KDB 558074, clause 9.2.2.4 Method AVGSA-2 (spectral trace averaging).
	☐ Refer as FCC KDB 558074, clause 9.2.2.5 Method AVGSA-2 Alt. (slow sweep speed)
	RF power meter and average over on/off periods with duty factor or gated trigger
	☒ Refer as FCC KDB 558074, clause 9.2.3 Method AVGPM-G (using an RF average power meter).
	☐ Refer as FCC KDB 558074, clause 9.1.2 PKPM1 Peak power meter method.
▪ For conducted measurement.	
	▪ If the EUT supports multiple transmit chains using options given below: Refer as FCC KDB 662911, In-band power measurements. Using the measure-and-sum approach, measured all transmit ports individually. Sum the power (in linear power units e.g., mW) of all ports for each individual sample and save them.
	▪ If multiple transmit chains, EIRP calculation could be following as methods: $P_{total} = P_1 + P_2 + \ldots + P_n$ (calculated in linear unit [mW] and transfer to log unit [dBm]) $EIRP_{total} = P_{total} + DG$

3.3.4 Test Setup

Maximum Conducted Output Power (Power Meter)

3.3.5 Test Result of Maximum Conducted Output Power

Refer as Appendix C

3.4 Power Spectral Density

3.4.1 Power Spectral Density Limit

Power Spectral Density Limit
▪ Power Spectral Density (PSD) ≤ 8 dBm/3kHz

3.4.2 Measuring Instruments

Refer a test equipment and calibration data table in this test report.

3.4.3 Test Procedures

Test Method			
▪ Peak power spectral density procedures that the same method as used to determine the conducted output power. If maximum peak conducted output power was measured to demonstrate compliance to the output power limit, then the peak PSD procedure below (Method PKPSD) shall be used. If maximum conducted output power was measured to demonstrate compliance to the output power limit, then one of the average PSD procedures shall be used, as applicable based on the following criteria (the peak PSD procedure is also an acceptable option).			
	☒ Refer as FCC KDB 558074, clause 10.2 Method PKPSD (RBW=3-100kHz; Detector=peak).		
	[duty cycle ≥ 98% or external video / power trigger]		
	☐ Refer as FCC KDB 558074, clause 10.3 Method AVGPSD-1 (spectral trace averaging).		
	☐ Refer as FCC KDB 558074, clause 10.4 Method AVGPSD-2 (slow sweep speed)		
	duty cycle < 98% and average over on/off periods with duty factor		
	☐ Refer as FCC KDB 558074, clause 10.5 Method AVGPSD-1 Alt (spectral trace averaging).		
	☐ Refer as FCC KDB 558074, clause 10.6 Method AVGPSD-2 Alt. (slow sweep speed)		
▪ For conducted measurement.			
	▪ If The EUT supports multiple transmit chains using options given below:		
		☒ Option 1: Measure and sum the spectra across the outputs. Refer as FCC KDB 662911, In-band power spectral density (PSD). Sample all transmit ports simultaneously using a spectrum analyzer for each transmit port. Where the trace bin-by-bin of each transmit port summing can be performed. (i.e., in the first spectral bin of output 1 is summed with that in the first spectral bin of output 2 and that from the first spectral bin of output 3, and so on up to the NTX output to obtain the value for the first frequency bin of the summed spectrum.). Add up the amplitude (power) values for the different transmit chains and use this as the new data trace.	
		☐ Option 2: Measure and sum spectral maxima across the outputs. With this technique, spectra are measured at each output of the device at the required resolution bandwidth. The maximum value (peak) of each spectrum is determined. These maximum values are then summed mathematically in linear power units across the outputs. These operations shall be performed separately over frequency spans that have different out-of-band or spurious emission limits,	
		☐ Option 3: Measure and add 10 log(N) dB, where N is the number of transmit chains. Refer as FCC KDB 662911, In-band power spectral density (PSD). Performed at each transmit chains and each transmit chains shall be compared with the limit have been reduced with 10 log(N). Or each transmit chains shall be add 10 log(N) to compared with the limit.	

3.4.4 Test Setup

Power Spectral Density



3.4.5 Test Result of Power Spectral Density

Refer as Appendix D

3.5 Emissions in Non-restricted Frequency Bands

3.5.1 Emissions in Non-restricted Frequency Bands Limit

Un-restricted Band Emissions Limit	
RF output power procedure	**Limit (dB)**
Peak output power procedure	20
Average output power procedure	30

Note 1: If the peak output power procedure is used to measure the fundamental emission power to demonstrate compliance to requirements, then the peak conducted output power measured within any 100 kHz outside the authorized frequency band shall be attenuated by at least 20 dB relative to the maximum measured in-band peak PSD level.

Note 2: If the average output power procedure is used to measure the fundamental emission power to demonstrate compliance to requirements, then the power in any 100 kHz outside of the authorized frequency band shall be attenuated by at least 30 dB relative to the maximum measured in-band average PSD level.

3.5.2 Measuring Instruments

Refer a test equipment and calibration data table in this test report.

3.5.3 Test Procedures

Test Method
▪ Refer as FCC KDB 558074, clause 11 for unwanted emissions into non-restricted bands.

3.5.4 Test Setup

Emissions in Non-restricted Frequency Bands

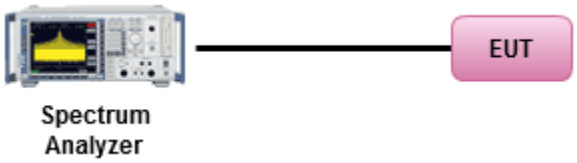

3.5.5 Test Result of Emissions in Non-restricted Frequency Bands

Refer as Appendix E

3.6 Emissions in Restricted Frequency Bands

3.6.1 Emissions in Restricted Frequency Bands Limit

Restricted Band Emissions Limit			
Frequency Range (MHz)	**Field Strength (uV/m)**	**Field Strength (dBuV/m)**	**Measure Distance (m)**
0.009~0.490	2400/F(kHz)	48.5 - 13.8	300
0.490~1.705	24000/F(kHz)	33.8 - 23	30
1.705~30.0	30	29	30
30~88	100	40	3
88~216	150	43.5	3
216~960	200	46	3
Above 960	500	54	3

Note 1: Test distance for frequencies at or above 30 MHz, measurements may be performed at a distance other than the limit distance provided they are not performed in the near field and the emissions to be measured can be detected by the measurement equipment. When performing measurements at a distance other than that specified, the results shall be extrapolated to the specified distance using an extrapolation factor of 20 dB/decade (inverse of linear distance for field-strength measurements, inverse of linear distance-squared for power-density measurements).

Note 2: Test distance for frequencies at below 30 MHz, measurements may be performed at a distance closer than the EUT limit distance; however, an attempt should be made to avoid making measurements in the near field. When performing measurements below 30 MHz at a closer distance than the limit distance, the results shall be extrapolated to the specified distance by either making measurements at a minimum of two or more distances on at least one radial to determine the proper extrapolation factor or by using the square of an inverse linear distance extrapolation factor (40 dB/decade). The test report shall specify the extrapolation method used to determine compliance of the EUT.

Note 3: Using the distance of 1m during the test for above 18 GHz, and the test value to correct for the distance factor at 3m.

3.6.2 Measuring Instruments

Refer a test equipment and calibration data table in this test report.

3.6.3 Test Procedures

Test Method		
▪ The average emission levels shall be measured in [duty cycle ≥ 98 or duty factor].		
▪ Refer as ANSI C63.10, clause 6.9.2.2 band-edge testing shall be performed at the lowest frequency channel and highest frequency channel within the allowed operating band.		
▪ For the transmitter unwanted emissions shall be measured using following options below:		
	▪ Refer as FCC KDB 558074, clause 12 for unwanted emissions into restricted bands.	
		☐ Refer as FCC KDB 558074, clause 12.2.5.1 Option 1 (trace averaging for duty cycle ≥98%)
		☐ Refer as FCC KDB 558074, clause 12.2.5.2 Option 2 (trace averaging + duty factor).
		☒ Refer as FCC KDB 558074, clause 12.2.5.3 Option 3 (Reduced VBW≥1/T).
		☐ Refer as ANSI C63.10, clause 4.2.3.2.3 (Reduced VBW). VBW ≥ 1/T, where T is pulse time.
		☐ Refer as ANSI C63.10, clause 4.2.3.2.4 average value of pulsed emissions.
		☒ Refer as FCC KDB 558074, clause 12.2.4 measurement procedure peak limit.
▪ For the transmitter band-edge emissions shall be measured using following options below:		
	▪ Refer as FCC KDB 558074 clause 13.1, When the performing peak or average radiated measurements, emissions within 2 MHz of the authorized band edge may be measured using the marker-delta method described below.	
	▪ Refer as FCC KDB 558074, clause 13.2 (ANSI C63.10, clause 6.9.3) for marker-delta method for band-edge measurements.	
	▪ Refer as FCC KDB 558074, clause 13.3 for narrower resolution bandwidth (100kHz) using the band power and summing the spectral levels (i.e., 1 MHz).	
▪ For conducted and cabinet radiation measurement, refer as FCC KDB 558074, clause 12.2.2.		
	▪ For conducted unwanted emissions into restricted bands (absolute emission limits). Devices with multiple transmit chains using options given below: (1) Measure and sum the spectra across the outputs or (2) Measure and add 10 log(N) dB	
	▪ For FCC KDB 662911 The methodology described here may overestimate array gain, thereby resulting in apparent failures to satisfy the out-of-band limits even if the device is actually compliant. In such cases, compliance may be demonstrated by performing radiated tests around the frequencies at which the apparent failures occurred.	

3.6.4 Test Setup

Transmitter Radiated Emissions

9kHz ~30MHz

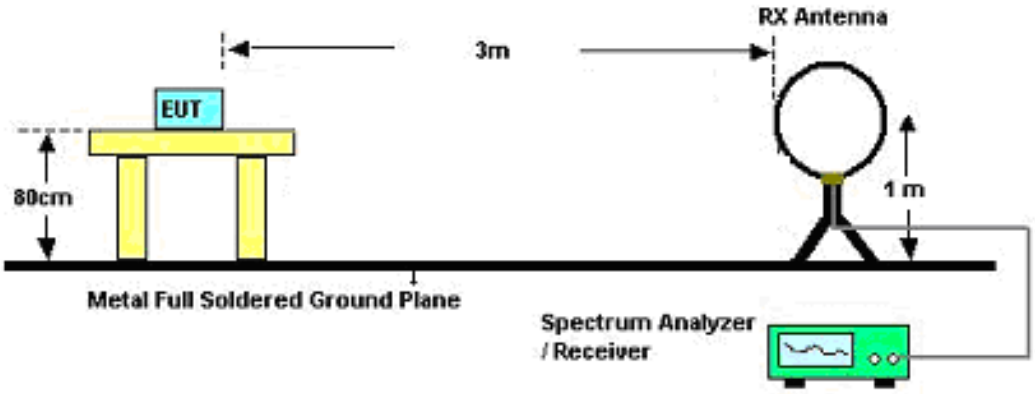

30MHz~1GHz

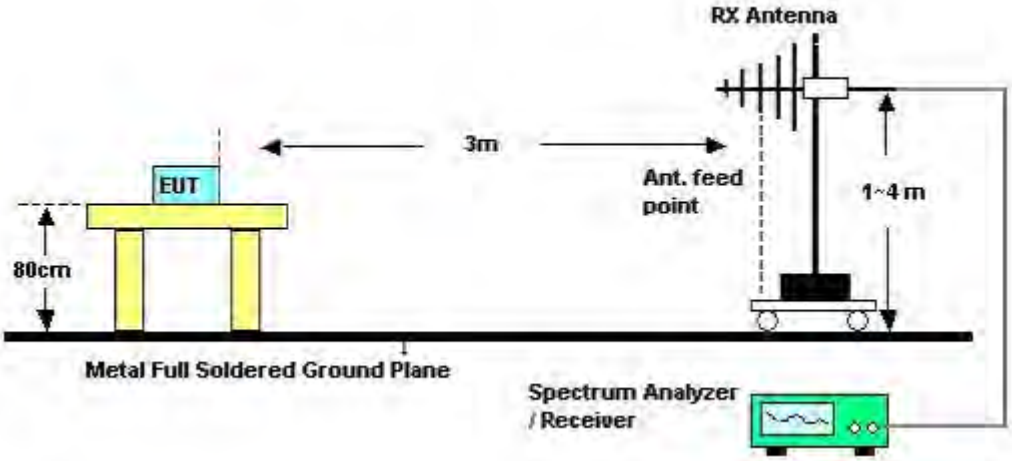

Above 1GHz

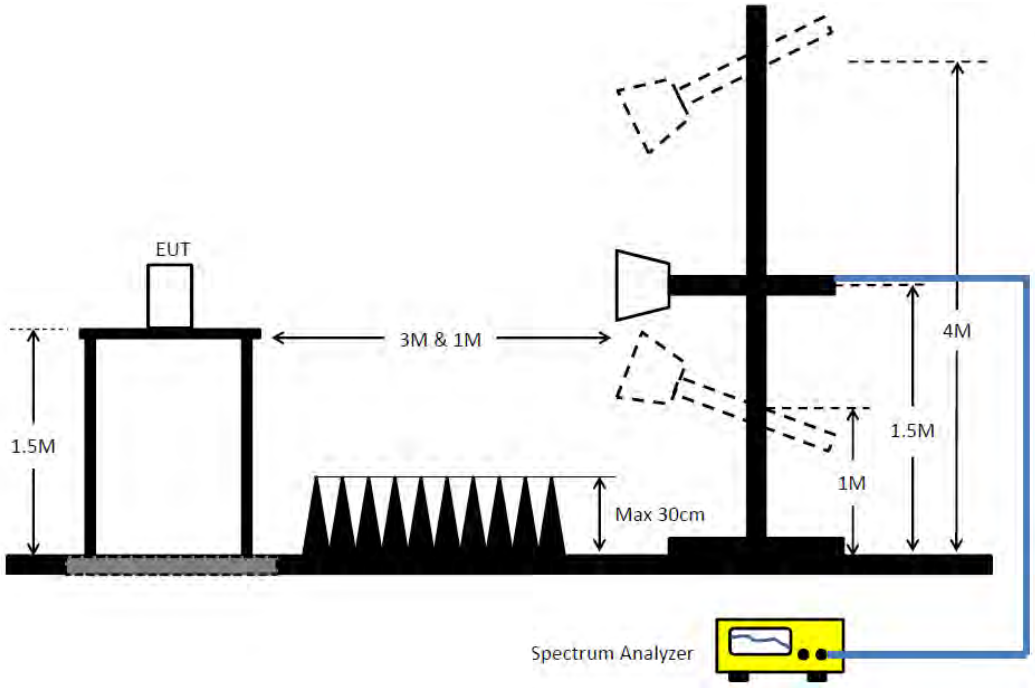

3.6.5 Transmitter Radiated Unwanted Emissions (Below 30MHz)

All amplitude of spurious emissions that are attenuated by more than 20 dB below the permissible value has no need to be reported.

3.6.6 Test Result of Transmitter Radiated Unwanted Emissions

Refer as Appendix F

4 Test Equipment and Calibration Data

Instrument	Manufacturer	Model No.	Serial No.	Characteristics	Calibration Date	Calibration Due Date	Remark
EMI Receiver	Agilent	N9038A	My52260123	9kHz ~ 8.45GHz	Jan. 23, 2017	Jan. 22, 2018	Conduction (CO01-CB)
LISN	F.C.C.	FCC-LISN-50-16-2	04083	150kHz ~ 100MHz	Dec. 20, 2017	Dec. 19, 2018	Conduction (CO01-CB)
LISN	Schwarzbeck	NSLK 8127	8127647	9kHz ~ 30MHz	Dec. 29, 2017	Dec. 28, 2018	Conduction (CO01-CB)
COND Cable	Woken	Cable	01	150kHz ~ 30MHz	May 23, 2017	May 22, 2018	Conduction (CO01-CB)
Software	Audix	E3	6.120210n	-	N.C.R.	N.C.R.	Conduction (CO01-CB)
BILOG ANTENNA with 6dB Attenuator	TESEQ & EMCI	CBL6112D & N-6-06	37880 & AT-N0609	20MHz ~ 2GHz	Aug. 30, 2017	Aug. 29, 2018	Radiation (03CH01-CB)
Horn Antenna	EMCO	3115	00075790	750MHz ~ 18GHz	Nov. 20, 2017	Nov. 19, 2018	Radiation (03CH01-CB)
Horn Antenna	Schwarzbeck	BBHA 9170	BBHA9170252	15GHz ~ 40GHz	Jul. 05, 2017	Jul. 04, 2018	Radiation (03CH01-CB)
Pre-Amplifier	EMCI	EMC330N	980332	20MHz ~ 3GHz	May 02, 2017	May 01, 2018	Radiation (03CH01-CB)
Pre-Amplifier	Agilent	8449B	3008A02310	1GHz ~ 26.5GHz	Jan. 09, 2018	Jan. 08, 2019	Radiation (03CH01-CB)
Pre-Amplifier	MITEQ	TTA1840-35-HG	1864479	18GHz ~ 40GHz	Jul. 10, 2017	Jul. 09, 2018	Radiation (03CH01-CB)
Spectrum Analyzer	R&S	FSP40	100056	9kHz ~ 40GHz	Nov. 23, 2017	Nov. 22, 2018	Radiation (03CH01-CB)
EMI Test	R&S	ESCS	100355	9kHz ~ 2.75GHz	May 06, 2017	May 05, 2018	Radiation (03CH01-CB)
RF Cable-low	Woken	Low Cable-16+17	N/A	30 MHz ~ 1 GHz	Oct. 11, 2017	Oct. 10, 2018	Radiation (03CH01-CB)
RF Cable-high	Woken	High Cable-16	N/A	1 GHz ~ 18 GHz	Oct. 11, 2017	Oct. 10, 2018	Radiation (03CH01-CB)
RF Cable-high	Woken	High Cable-16+17	N/A	1 GHz ~ 18 GHz	Oct. 11, 2017	Oct. 10, 2018	Radiation (03CH01-CB)
RF Cable-high	Woken	High Cable-40G#1	N/A	18GHz ~ 40 GHz	Oct. 11, 2017	Oct. 10, 2018	Radiation (03CH01-CB)
RF Cable-high	Woken	High Cable-40G#2	N/A	18GHz ~ 40 GHz	Oct. 11, 2017	Oct. 10, 2018	Radiation (03CH01-CB)
Loop Antenna	Teseq	HLA 6120	24155	9kHz - 30 MHz	Mar. 16, 2016*	Mar. 15, 2018*	Radiation (03CH01-CB)
Spectrum analyzer	R&S	FSV40	100979	9kHz~40GHz	Dec. 21, 2017	Dec. 20, 2018	Conducted (TH01-CB)
RF Cable-high	Woken	RG402	High Cable-06	1 GHz – 26.5 GHz	Oct. 11, 2017	Oct. 10, 2018	Conducted (TH01-CB)
RF Cable-high	Woken	RG402	High Cable-07	1 GHz –26.5 GHz	Oct. 11, 2017	Oct. 10, 2018	Conducted (TH01-CB)
RF Cable-high	Woken	RG402	High Cable-08	1 GHz –26.5 GHz	Oct. 11, 2017	Oct. 10, 2018	Conducted (TH01-CB)
RF Cable-high	Woken	RG402	High Cable-09	1 GHz –26.5 GHz	Oct. 11, 2017	Oct. 10, 2018	Conducted (TH01-CB)

Instrument	Manufacturer	Model No.	Serial No.	Characteristics	Calibration Date	Calibration Due Date	Remark
RF Cable-high	Woken	RG402	High Cable-10	1 GHz –26.5 GHz	Oct. 11, 2017	Oct. 10, 2018	Conducted (TH01-CB)
Power Sensor	Agilent	U2021XA	MY53410001	50MHz~18GHz	Nov. 20, 2017	Nov. 19, 2018	Conducted (TH01-CB)

Note: Calibration Interval of instruments listed above is one year.
"*" Calibration Interval of instruments listed above is two years.
N.C.R. means Non-Calibration required.

AC Power-line Conducted Emissions Result			
Operating Mode	1	**Power Phase**	Neutral
Operating Function	CTX		

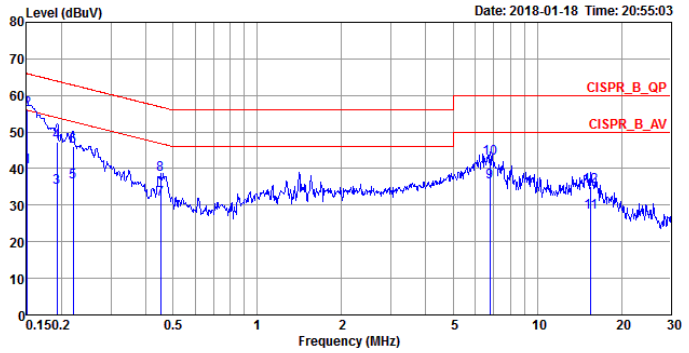

	Freq	Level	Over Limit	Limit Line	Read Level	LISN Factor	Cable Loss	Remark	Pol/Phase
	MHz	dBuV	dB	dBuV	dBuV	dB	dB		
1	0.1508	40.58	-15.38	55.96	30.32	10.10	0.16	Average	NEUTRAL
2	0.1508	56.07	-9.89	65.96	45.81	10.10	0.16	QP	NEUTRAL
3	0.1924	34.84	-19.09	53.93	24.70	10.01	0.13	Average	NEUTRAL
4	0.1924	47.20	-16.73	63.93	37.06	10.01	0.13	QP	NEUTRAL
5	0.2197	36.25	-16.58	52.83	26.09	10.05	0.11	Average	NEUTRAL
6	0.2197	46.03	-16.80	62.83	35.87	10.05	0.11	QP	NEUTRAL
7	0.4516	31.54	-15.31	46.85	21.27	10.24	0.03	Average	NEUTRAL
8	0.4516	38.43	-18.42	56.85	28.16	10.24	0.03	QP	NEUTRAL
9	6.7691	36.45	-13.55	50.00	26.25	10.07	0.13	Average	NEUTRAL
10	6.7691	42.86	-17.14	60.00	32.66	10.07	0.13	QP	NEUTRAL
11	15.5523	27.91	-22.09	50.00	17.44	10.28	0.19	Average	NEUTRAL
12	15.5523	35.20	-24.80	60.00	24.73	10.28	0.19	QP	NEUTRAL

Note 1: “>20dB” means emission levels that exceed the level of 20 dB below the applicable limit.
Note 2: “N/F” means Nothing Found emissions (No emissions were detected.)

AC Power-line Conducted Emissions Result			
Operating Mode	1	**Power Phase**	Line
Operating Function	CTX		

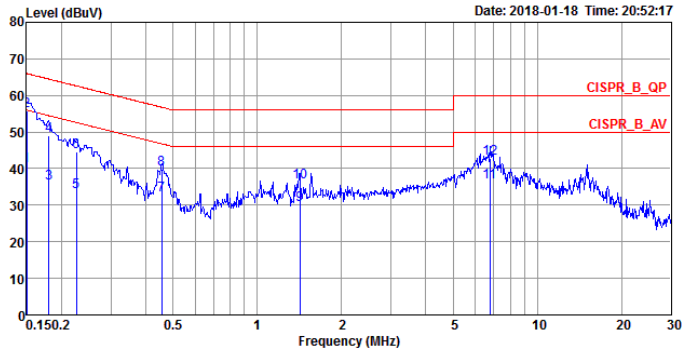

	Freq	Level	Over Limit	Limit Line	Read Level	LISN Factor	Cable Loss	Remark	Pol/Phase
	MHz	dBuV	dB	dBuV	dBuV	dB	dB		
1	0.1500	40.60	-15.40	56.00	30.44	10.00	0.16	Average	LINE
2	0.1500	55.94	-10.06	66.00	45.78	10.00	0.16	QP	LINE
3	0.1806	36.07	-18.39	54.46	26.02	9.91	0.14	Average	LINE
4	0.1806	49.00	-15.46	64.46	38.95	9.91	0.14	QP	LINE
5	0.2256	33.75	-18.86	52.61	23.72	9.92	0.11	Average	LINE
6	0.2256	44.54	-18.07	62.61	34.51	9.92	0.11	QP	LINE
7	0.4564	32.70	-14.06	46.76	22.72	9.95	0.03	Average	LINE
8	0.4564	39.76	-17.00	56.76	29.78	9.95	0.03	QP	LINE
9	1.4182	30.02	-15.98	46.00	19.86	9.96	0.20	Average	LINE
10	1.4182	36.40	-19.60	56.00	26.24	9.96	0.20	QP	LINE
11	6.7691	36.40	-13.60	50.00	26.23	10.04	0.13	Average	LINE
12	6.7691	42.77	-17.23	60.00	32.60	10.04	0.13	QP	LINE

Note 1: “>20dB” means emission levels that exceed the level of 20 dB below the applicable limit.
Note 2: “N/F” means Nothing Found emissions (No emissions were detected.)

Summary

Mode	Max-N dB (Hz)	Max-OBW (Hz)	ITU-Code	Min-N dB (Hz)	Min-OBW (Hz)
2.4-2.4835GHz	-	-	-	-	-
802.11b_Nss1,(1Mbps)_2TX	8.025M	12.944M	12M9G1D	7.575M	12.744M
802.11g_Nss1,(6Mbps)_2TX	16.35M	16.692M	16M7D1D	16.3M	16.467M
802.11n HT20_Nss1,(MCS0)_2TX	17.6M	17.891M	17M9D1D	17.525M	17.716M
802.11n HT40_Nss1,(MCS0)_2TX	36.3M	36.332M	36M3D1D	35.2M	36.182M

Max-N dB = Maximum 6dB down bandwidth; **Max-OBW** = Maximum 99% occupied bandwidth;
Min-N dB = Minimum 6dB down bandwidth; **Min-OBW** = Minimum 99% occupied bandwidth;

Result

Mode	Result	Limit (Hz)	Port 1-N dB (Hz)	Port 1-OBW (Hz)	Port 2-N dB (Hz)	Port 2-OBW (Hz)
802.11b_Nss1,(1Mbps)_2TX	-	-	-	-	-	-
2412MHz	Pass	500k	7.575M	12.769M	7.575M	12.744M
2437MHz	Pass	500k	8.025M	12.944M	8.025M	12.769M
2462MHz	Pass	500k	7.575M	12.919M	8.025M	12.869M
802.11g_Nss1,(6Mbps)_2TX	-	-	-	-	-	-
2412MHz	Pass	500k	16.325M	16.467M	16.325M	16.542M
2437MHz	Pass	500k	16.3M	16.642M	16.3M	16.692M
2462MHz	Pass	500k	16.325M	16.517M	16.35M	16.542M
802.11n HT20_Nss1,(MCS0)_2TX	-	-	-	-	-	-
2412MHz	Pass	500k	17.575M	17.716M	17.6M	17.766M
2437MHz	Pass	500k	17.525M	17.841M	17.525M	17.891M
2462MHz	Pass	500k	17.575M	17.766M	17.575M	17.716M
802.11n HT40_Nss1,(MCS0)_2TX	-	-	-	-	-	-
2422MHz	Pass	500k	35.2M	36.282M	36.3M	36.282M
2437MHz	Pass	500k	36.25M	36.232M	36.3M	36.182M
2452MHz	Pass	500k	35.7M	36.232M	36.3M	36.332M

Port X-N dB = Port **X** 6dB down bandwidth; **Port X-OBW** = Port **X** 99% occupied bandwidth;

802.11b_Nss1,(1Mbps)_2TX — EBW

2412MHz

08/01/2018

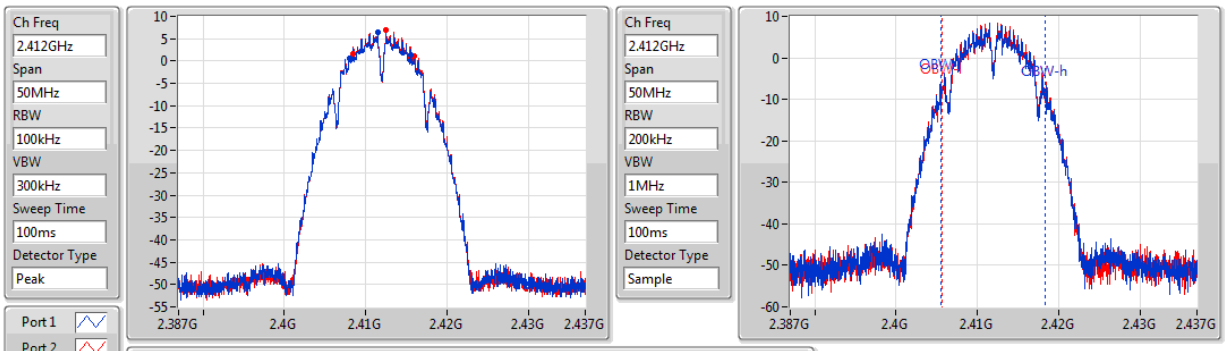

6dB(Hz)	Fl-6dB(Hz)	Fh-6dB(Hz)	OBW(Hz)	Fl-OBW(Hz)	Fh-OBW(Hz)	Limit(Hz)	Port
7.575M	2.407975G	2.41555G	12.769M	2.405553G	2.418322G	500k	1
7.575M	2.408425G	2.416G	12.744M	2.405603G	2.418347G	500k	2

802.11b_Nss1,(1Mbps)_2TX — EBW

2437MHz

08/01/2018

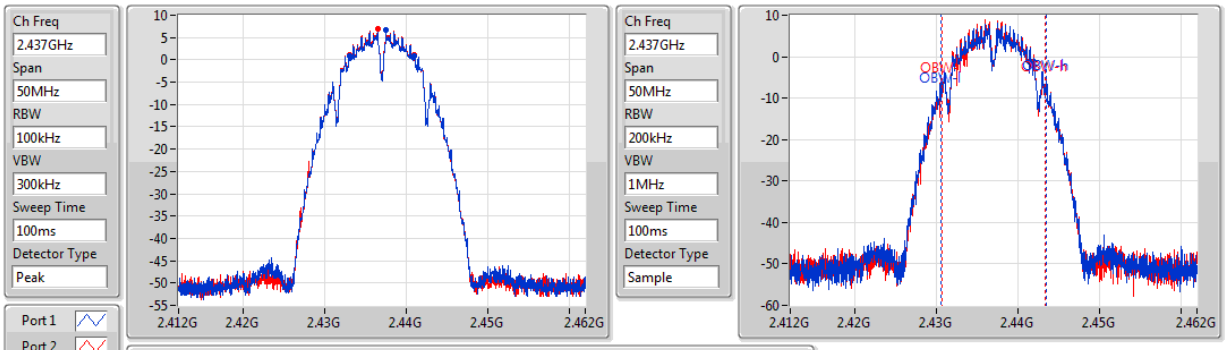

6dB(Hz)	Fl-6dB(Hz)	Fh-6dB(Hz)	OBW(Hz)	Fl-OBW(Hz)	Fh-OBW(Hz)	Limit(Hz)	Port
8.025M	2.432975G	2.441G	12.944M	2.430503G	2.443447G	500k	1
8.025M	2.432975G	2.441G	12.769M	2.430603G	2.443372G	500k	2

802.11b_Nss1,(1Mbps)_2TX — EBW

2462MHz

08/01/2018

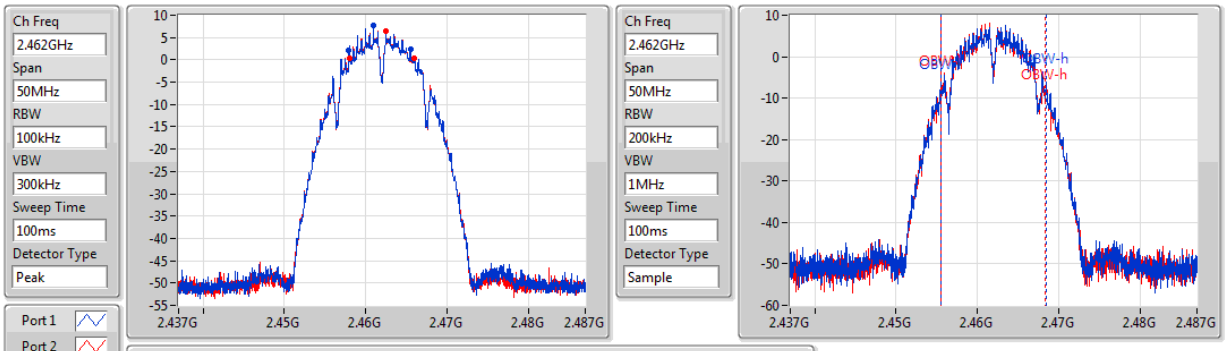

6dB(Hz)	Fl-6dB(Hz)	Fh-6dB(Hz)	OBW(Hz)	Fl-OBW(Hz)	Fh-OBW(Hz)	Limit(Hz)	Port
7.575M	2.45795G	2.465525G	12.919M	2.455553G	2.468472G	500k	1
8.025M	2.457975G	2.466G	12.869M	2.455528G	2.468397G	500k	2

802.11g_Nss1,(6Mbps)_2TX — EBW

2412MHz

08/01/2018

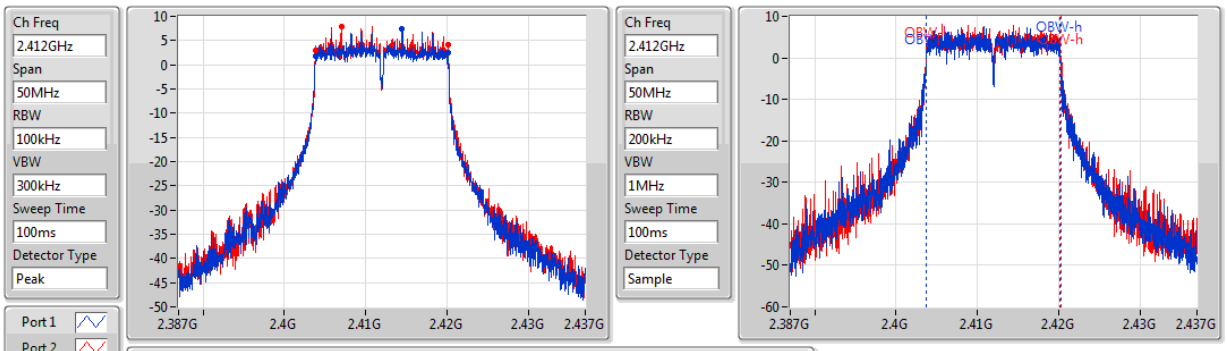

6dB(Hz)	Fl-6dB(Hz)	Fh-6dB(Hz)	OBW(Hz)	Fl-OBW(Hz)	Fh-OBW(Hz)	Limit(Hz)	Port
16.325M	2.403825G	2.42015G	16.467M	2.403729G	2.420196G	500k	1
16.325M	2.403825G	2.42015G	16.542M	2.403704G	2.420246G	500k	2

802.11g_Nss1,(6Mbps)_2TX — EBW

2437MHz

15/01/2018

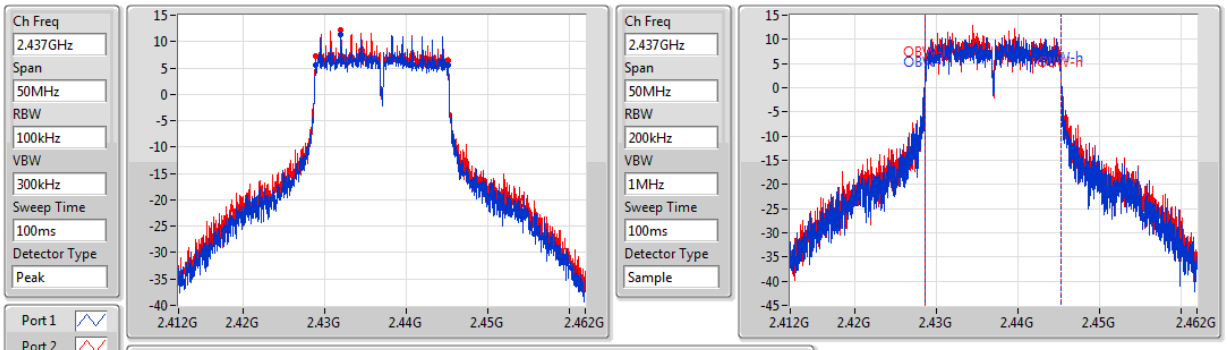

6dB(Hz)	Fl-6dB(Hz)	Fh-6dB(Hz)	OBW(Hz)	Fl-OBW(Hz)	Fh-OBW(Hz)	Limit(Hz)	Port
16.3M	2.428825G	2.445125G	16.642M	2.428629G	2.445271G	500k	1
16.3M	2.42885G	2.44515G	16.692M	2.428629G	2.445321G	500k	2

802.11g_Nss1,(6Mbps)_2TX — EBW

2462MHz

08/01/2018

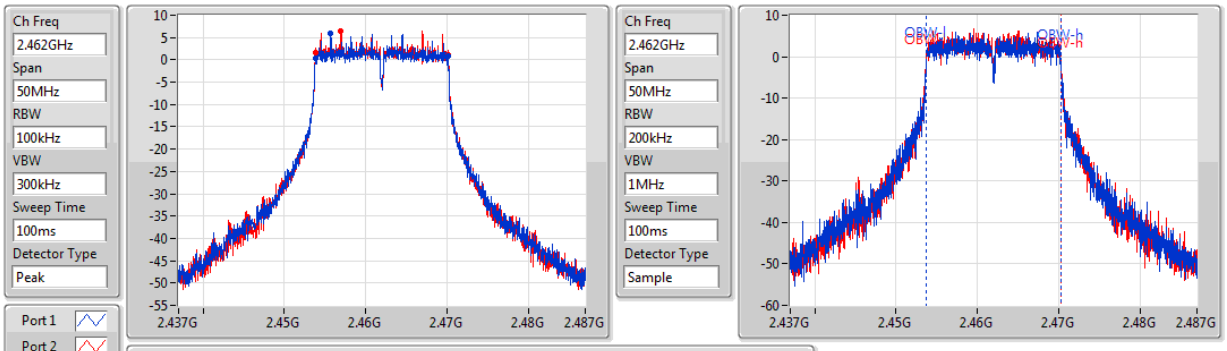

6dB(Hz)	Fl-6dB(Hz)	Fh-6dB(Hz)	OBW(Hz)	Fl-OBW(Hz)	Fh-OBW(Hz)	Limit(Hz)	Port
16.325M	2.453825G	2.47015G	16.517M	2.453729G	2.470246G	500k	1
16.35M	2.453825G	2.470175G	16.542M	2.453704G	2.470246G	500k	2

802.11n HT20_Nss1,(MCS0)_2TX — EBW

2412MHz

08/01/2018

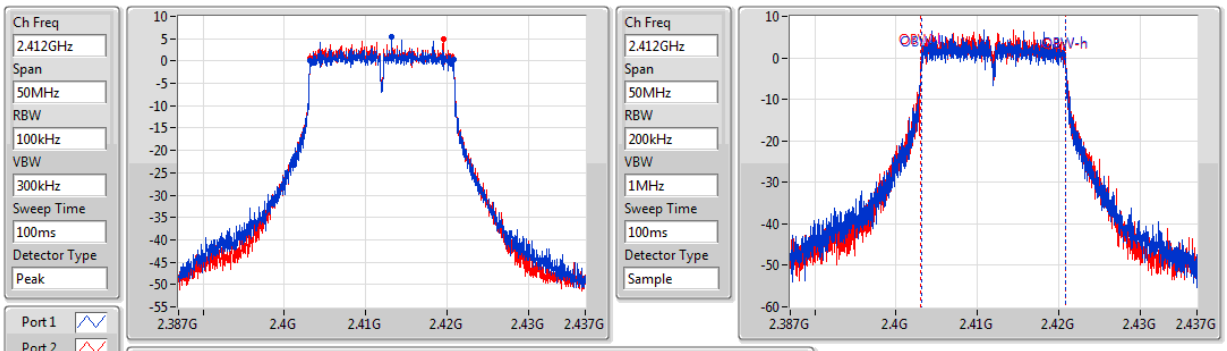

6dB(Hz)	Fl-6dB(Hz)	Fh-6dB(Hz)	OBW(Hz)	Fl-OBW(Hz)	Fh-OBW(Hz)	Limit(Hz)	Port
17.575M	2.4032G	2.420775G	17.716M	2.403129G	2.420846G	500k	1
17.6M	2.4032G	2.4208G	17.766M	2.403079G	2.420846G	500k	2

802.11n HT20_Nss1,(MCS0)_2TX — EBW

2437MHz

15/01/2018

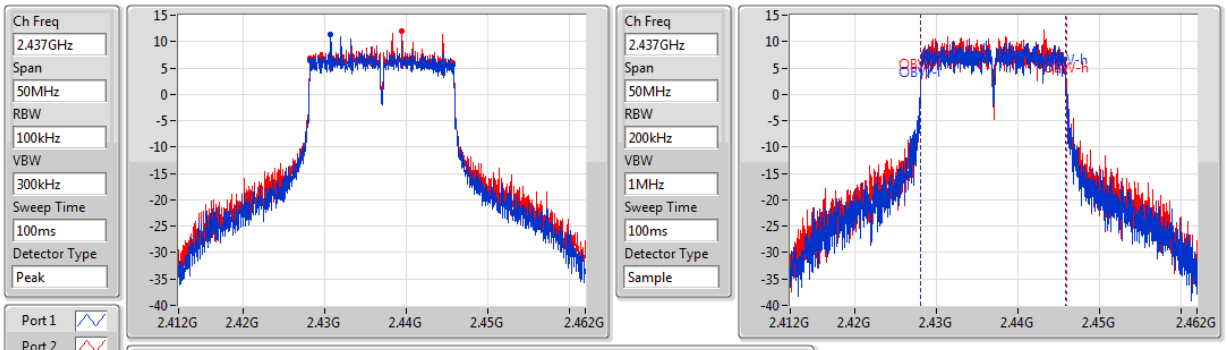

6dB(Hz)	Fl-6dB(Hz)	Fh-6dB(Hz)	OBW(Hz)	Fl-OBW(Hz)	Fh-OBW(Hz)	Limit(Hz)	Port
17.525M	2.428225G	2.44575G	17.841M	2.428054G	2.445896G	500k	1
17.525M	2.428225G	2.44575G	17.891M	2.428054G	2.445946G	500k	2

802.11n HT20_Nss1,(MCS0)_2TX — EBW

2462MHz

08/01/2018

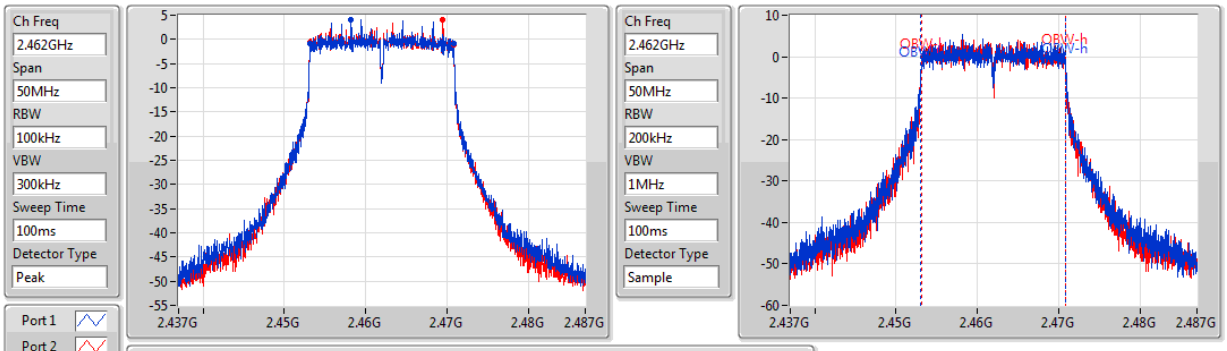

6dB(Hz)	Fl-6dB(Hz)	Fh-6dB(Hz)	OBW(Hz)	Fl-OBW(Hz)	Fh-OBW(Hz)	Limit(Hz)	Port
17.575M	2.4532G	2.470775G	17.766M	2.453079G	2.470846G	500k	1
17.575M	2.4532G	2.470775G	17.716M	2.453104G	2.470821G	500k	2

802.11n HT40_Nss1,(MCS0)_2TX — EBW

2422MHz

08/01/2018

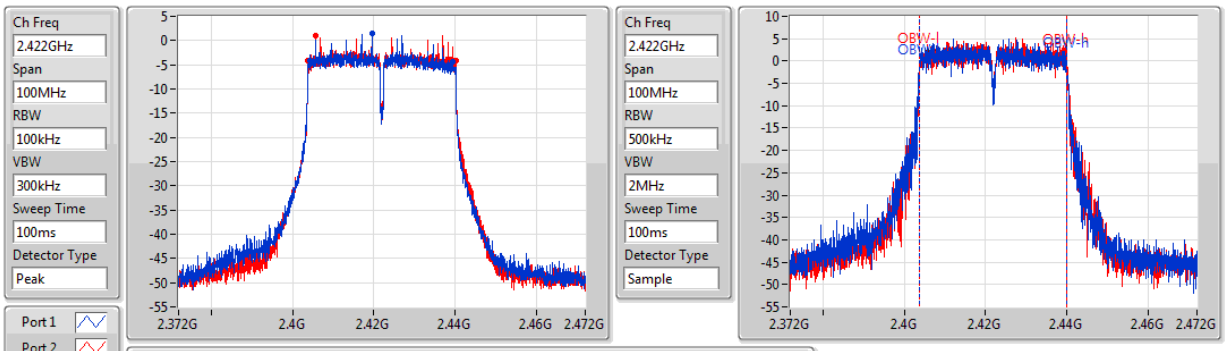

6dB(Hz)	Fl-6dB(Hz)	Fh-6dB(Hz)	OBW(Hz)	Fl-OBW(Hz)	Fh-OBW(Hz)	Limit(Hz)	Port
35.2M	2.4042G	2.4394G	36.282M	2.403759G	2.440041G	500k	1
36.3M	2.40385G	2.44015G	36.282M	2.403809G	2.440091G	500k	2

802.11n HT40_Nss1,(MCS0)_2TX — EBW

2437MHz

15/01/2018

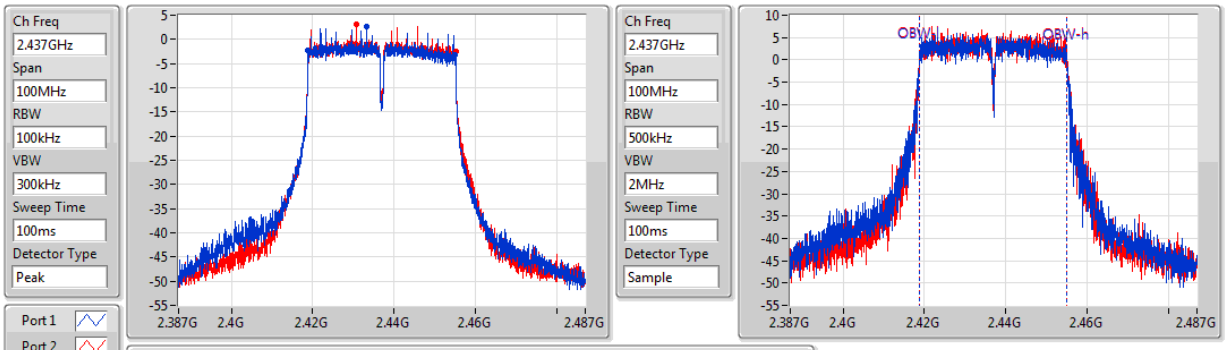

6dB(Hz)	Fl-6dB(Hz)	Fh-6dB(Hz)	OBW(Hz)	Fl-OBW(Hz)	Fh-OBW(Hz)	Limit(Hz)	Port
36.25M	2.41885G	2.4551G	36.232M	2.418809G	2.455041G	500k	1
36.3M	2.41885G	2.45515G	36.182M	2.418859G	2.455041G	500k	2

802.11n HT40_Nss1,(MCS0)_2TX — EBW

2452MHz

08/01/2018

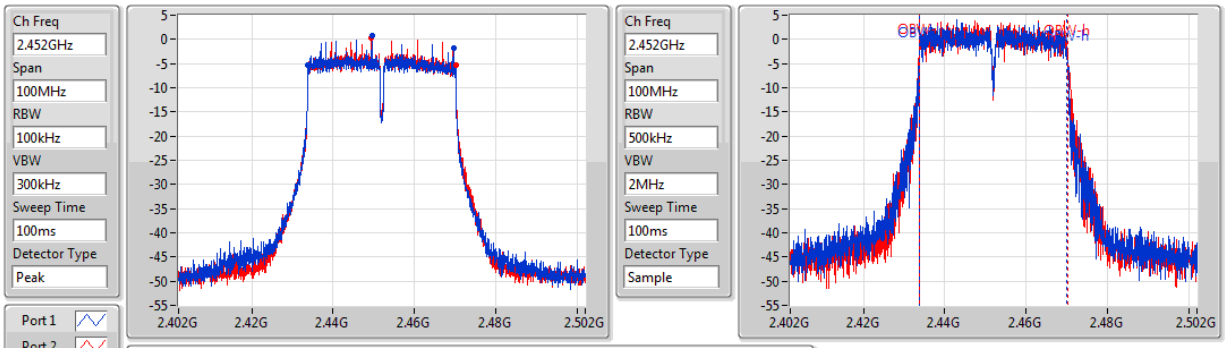

6dB(Hz)	Fl-6dB(Hz)	Fh-6dB(Hz)	OBW(Hz)	Fl-OBW(Hz)	Fh-OBW(Hz)	Limit(Hz)	Port
35.7M	2.43385G	2.46955G	36.232M	2.433809G	2.470041G	500k	1
36.3M	2.43385G	2.47015G	36.332M	2.433809G	2.470141G	500k	2

Summary

Mode	Total Power (dBm)	Total Power (W)
2.4-2.4835GHz	-	-
802.11b_Nss1,(1Mbps)_2TX	20.38	0.10914
802.11g_Nss1,(6Mbps)_2TX	25.73	0.37411
802.11n HT20_Nss1,(MCS0)_2TX	25.83	0.38282
802.11n HT40_Nss1,(MCS0)_2TX	20.41	0.10990

Result

Mode	Result	DG (dBi)	Port 1 (dBm)	Port 2 (dBm)	Total Power (dBm)	Power Limit (dBm)
802.11b_Nss1,(1Mbps)_2TX	-	-	-	-	-	-
2412MHz	Pass	7.00	16.28	16.66	19.48	29.00
2437MHz	Pass	7.00	17.17	17.56	20.38	29.00
2462MHz	Pass	7.00	16.78	16.92	19.86	29.00
802.11g_Nss1,(6Mbps)_2TX	-	-	-	-	-	-
2412MHz	Pass	7.00	19.71	20.34	23.05	29.00
2417MHz	Pass	7.00	19.16	19.43	22.31	29.00
2422MHz	Pass	7.00	20.14	20.56	23.37	29.00
2427MHz	Pass	7.00	21.43	21.74	24.60	29.00
2432MHz	Pass	7.00	22.25	22.52	25.40	29.00
2437MHz	Pass	7.00	22.54	22.83	25.70	29.00
2442MHz	Pass	7.00	22.53	22.91	25.73	29.00
2447MHz	Pass	7.00	21.59	21.85	24.73	29.00
2452MHz	Pass	7.00	20.82	21.12	23.98	29.00
2457MHz	Pass	7.00	19.48	19.77	22.64	29.00
2462MHz	Pass	7.00	18.24	18.76	21.52	29.00
802.11n HT20_Nss1,(MCS0)_2TX	-	-	-	-	-	-
2412MHz	Pass	7.00	18.24	18.86	21.57	29.00
2417MHz	Pass	7.00	20.55	20.87	23.72	29.00
2422MHz	Pass	7.00	20.72	20.96	23.85	29.00
2427MHz	Pass	7.00	21.13	21.23	24.19	29.00
2432MHz	Pass	7.00	22.75	22.88	25.83	29.00
2437MHz	Pass	7.00	22.52	22.04	25.30	29.00
2442MHz	Pass	7.00	22.44	22.73	25.60	29.00
2447MHz	Pass	7.00	21.23	21.56	24.41	29.00
2452MHz	Pass	7.00	19.94	20.03	23.00	29.00
2457MHz	Pass	7.00	19.83	20.17	23.01	29.00
2462MHz	Pass	7.00	16.64	17.05	19.86	29.00
802.11n HT40_Nss1,(MCS0)_2TX	-	-	-	-	-	-
2422MHz	Pass	7.00	16.06	16.37	19.23	29.00
2427MHz	Pass	7.00	15.38	14.92	18.17	29.00
2432MHz	Pass	7.00	17.62	17.16	20.41	29.00
2437MHz	Pass	7.00	16.71	17.72	20.25	29.00
2442MHz	Pass	7.00	17.15	17.16	20.17	29.00
2447MHz	Pass	7.00	15.88	16.17	19.04	29.00
2452MHz	Pass	7.00	14.06	14.3	17.19	29.00

DG = Directional Gain; **Port X** = Port X output power

Summary

Mode	PD (dBm/RBW)
2.4-2.4835GHz	-
802.11b_Nss1,(1Mbps)_2TX	1.02
802.11g_Nss1,(6Mbps)_2TX	-2.89
802.11n HT20_Nss1,(MCS0)_2TX	-2.52
802.11n HT40_Nss1,(MCS0)_2TX	-9.92

RBW=3kHz.

Result

Mode	Result	DG (dBi)	Port 1 (dBm/RBW)	Port 2 (dBm/RBW)	PD (dBm/RBW)	PD Limit (dBm/RBW)
802.11b_Nss1,(1Mbps)_2TX	-	-	-	-	-	-
2412MHz	Pass	10.01	-2.59	-8.17	-2.59	3.99
2437MHz	Pass	10.01	0.99	-9.49	1.02	3.99
2462MHz	Pass	10.01	-9.55	-5.9	-5.90	3.99
802.11g_Nss1,(6Mbps)_2TX	-	-	-	-	-	-
2412MHz	Pass	10.01	-9.04	-8.68	-6.51	3.99
2437MHz	Pass	10.01	-5.48	-4.73	-2.89	3.99
2462MHz	Pass	10.01	-10.43	-9.56	-7.73	3.99
802.11n HT20_Nss1,(MCS0)_2TX	-	-	-	-	-	-
2412MHz	Pass	10.01	-9.55	-9.12	-7.46	3.99
2437MHz	Pass	10.01	-5.4	-4.24	-2.52	3.99
2462MHz	Pass	10.01	-11.56	-10.71	-9.52	3.99
802.11n HT40_Nss1,(MCS0)_2TX	-	-	-	-	-	-
2422MHz	Pass	10.01	-14.09	-12.92	-11.46	3.99
2437MHz	Pass	10.01	-12.47	-12.46	-9.92	3.99
2452MHz	Pass	10.01	-15.11	-15.56	-12.51	3.99

DG = Directional Gain; RBW=3kHz;
PD = trace bin-by-bin of each transmits port summing can be performed maximum power density; **Port X** = Port X power density;

802.11b_Nss1,(1Mbps)_2TX PSD

2412MHz

08/01/2018

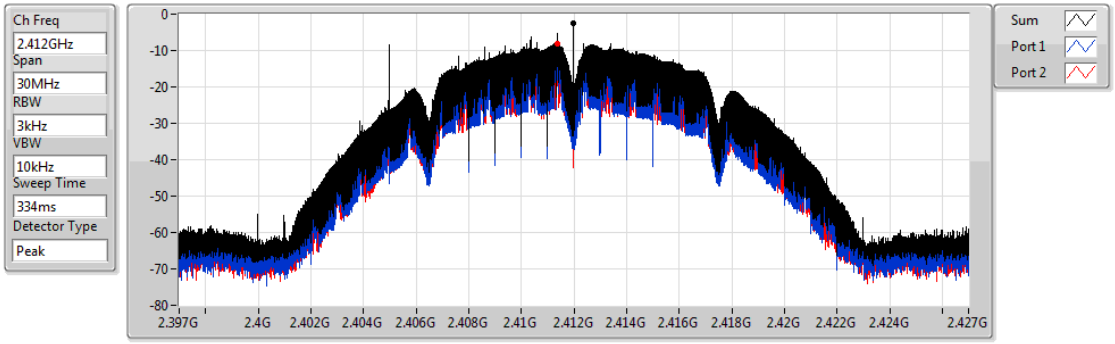

Sum	PD	Port 1	Port 2
(dBm/RBW)	(dBm/RBW)	(dBm/RBW)	(dBm/RBW)
-2.59	-2.59	-2.59	-8.17

802.11b_Nss1,(1Mbps)_2TX PSD

2437MHz

08/01/2018

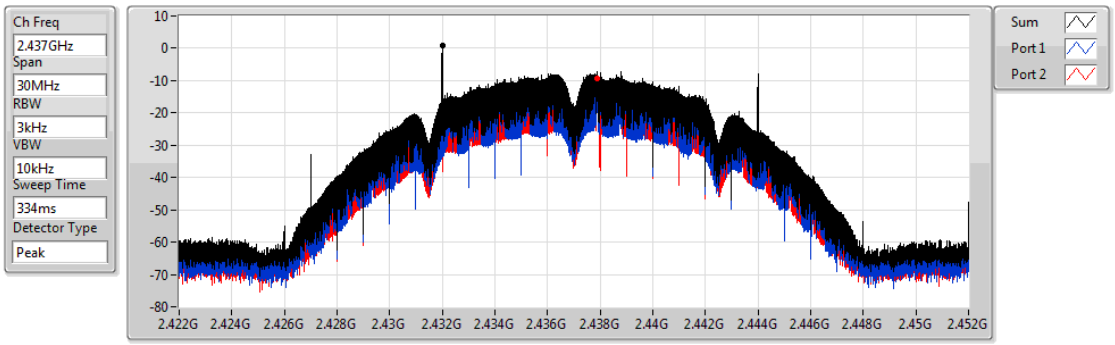

Sum	PD	Port 1	Port 2
(dBm/RBW)	(dBm/RBW)	(dBm/RBW)	(dBm/RBW)
1.02	1.02	0.99	-9.49

802.11b_Nss1,(1Mbps)_2TX PSD

2462MHz

08/01/2018

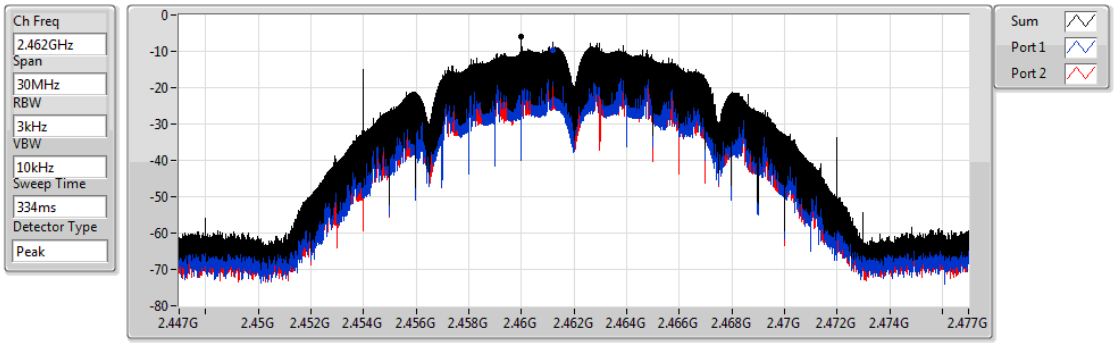

Sum	PD	Port 1	Port 2
(dBm/RBW)	(dBm/RBW)	(dBm/RBW)	(dBm/RBW)
-5.90	-5.90	-9.55	-5.90

802.11g_Nss1,(6Mbps)_2TX PSD

2412MHz

08/01/2018

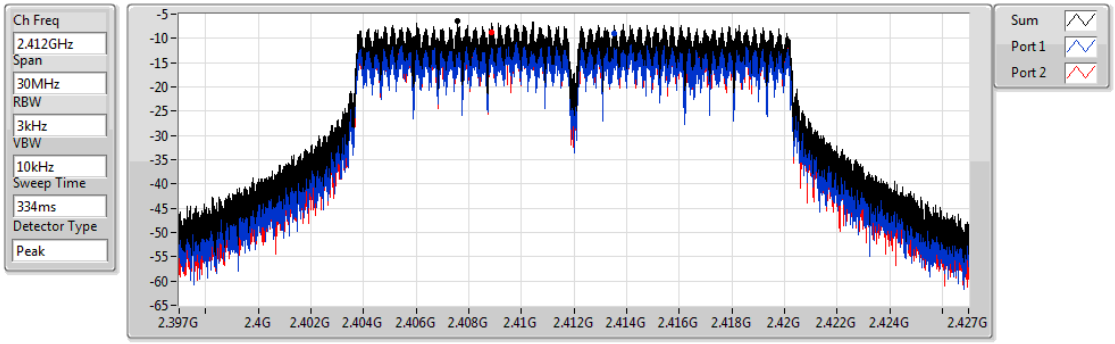

Sum	PD	Port 1	Port 2
(dBm/RBW)	(dBm/RBW)	(dBm/RBW)	(dBm/RBW)
-6.51	-6.51	-9.04	-8.68

802.11g_Nss1,(6Mbps)_2TX PSD

2437MHz

15/01/2018

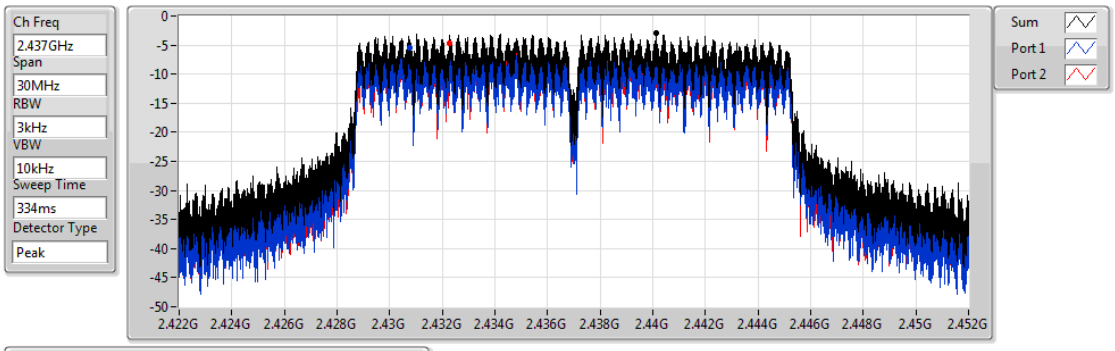

Sum	PD	Port 1	Port 2
(dBm/RBW)	(dBm/RBW)	(dBm/RBW)	(dBm/RBW)
-2.89	-2.89	-5.48	-4.73

802.11g_Nss1,(6Mbps)_2TX PSD

2462MHz

08/01/2018

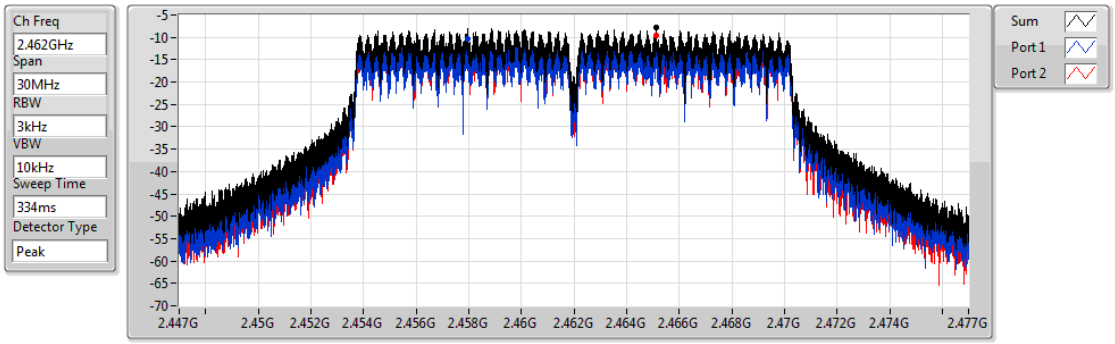

Sum	PD	Port 1	Port 2
(dBm/RBW)	(dBm/RBW)	(dBm/RBW)	(dBm/RBW)
-7.73	-7.73	-10.43	-9.56

802.11n HT20_Nss1,(MCS0)_2TX PSD

2412MHz

08/01/2018

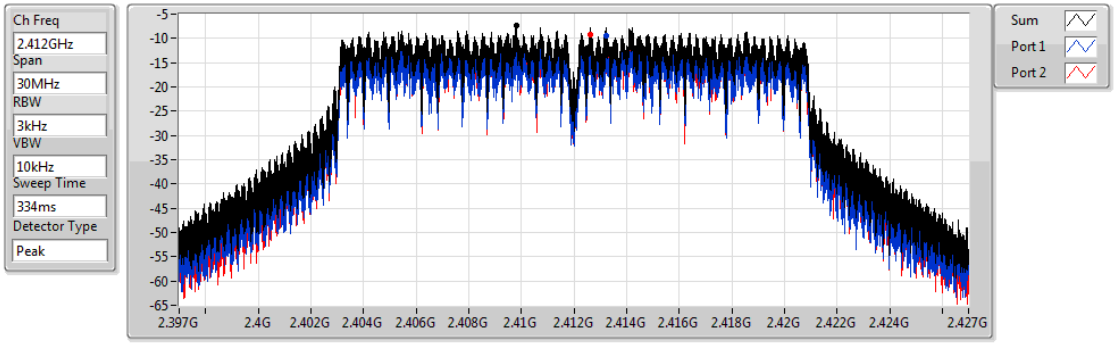

Sum	PD	Port 1	Port 2
(dBm/RBW)	(dBm/RBW)	(dBm/RBW)	(dBm/RBW)
-7.46	-7.46	-9.55	-9.12

802.11n HT20_Nss1,(MCS0)_2TX PSD

2437MHz

15/01/2018

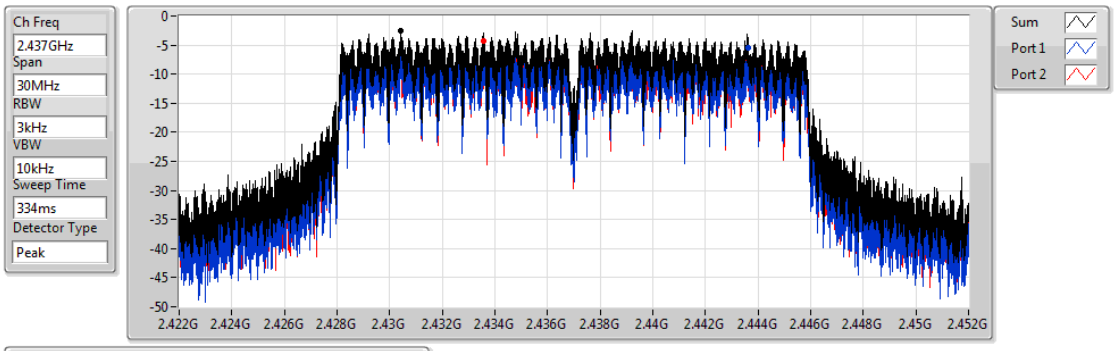

Sum	PD	Port 1	Port 2
(dBm/RBW)	(dBm/RBW)	(dBm/RBW)	(dBm/RBW)
-2.52	-2.52	-5.40	-4.24

802.11n HT20_Nss1,(MCS0)_2TX PSD

2462MHz

08/01/2018

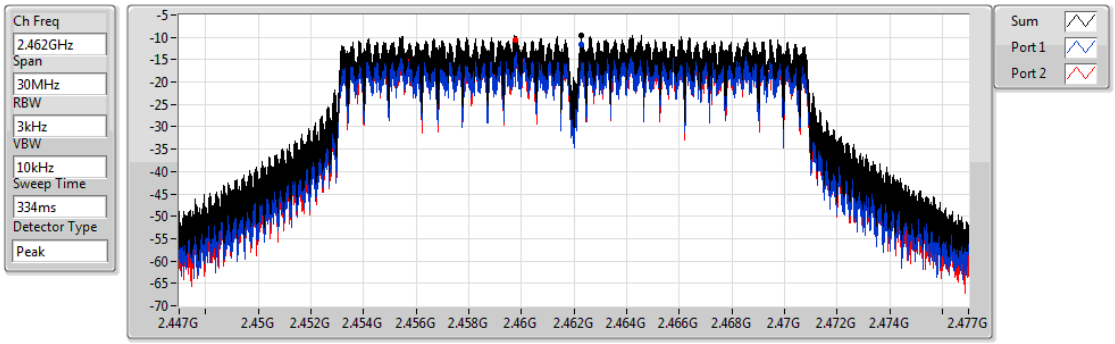

Sum	PD	Port 1	Port 2
(dBm/RBW)	(dBm/RBW)	(dBm/RBW)	(dBm/RBW)
-9.52	-9.52	-11.56	-10.71

802.11n HT40_Nss1,(MCS0)_2TX — PSD

2422MHz

08/01/2018

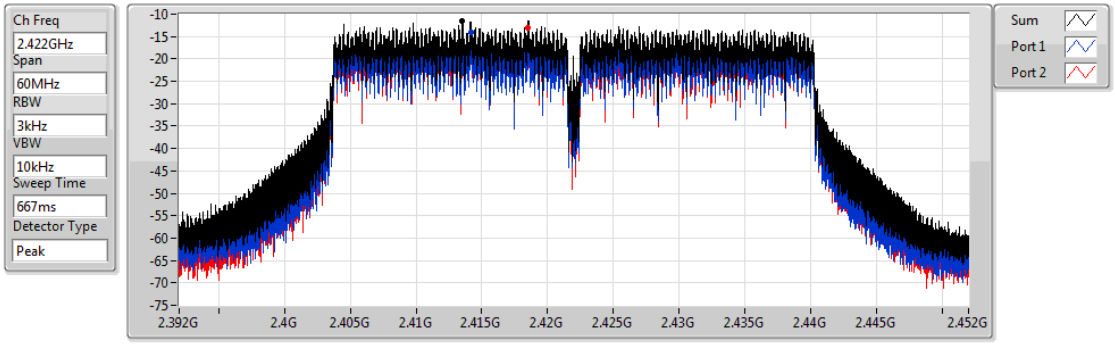

Sum	PD	Port 1	Port 2
(dBm/RBW)	(dBm/RBW)	(dBm/RBW)	(dBm/RBW)
-11.46	-11.46	-14.09	-12.92

802.11n HT40_Nss1,(MCS0)_2TX — PSD

2437MHz

15/01/2018

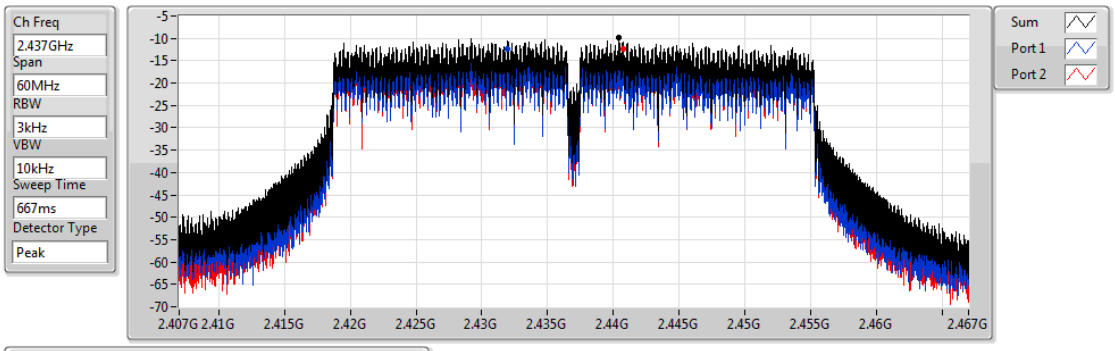

Sum	PD	Port 1	Port 2
(dBm/RBW)	(dBm/RBW)	(dBm/RBW)	(dBm/RBW)
-9.92	-9.92	-12.47	-12.46

802.11n HT40_Nss1,(MCS0)_2TX — PSD

2452MHz

08/01/2018

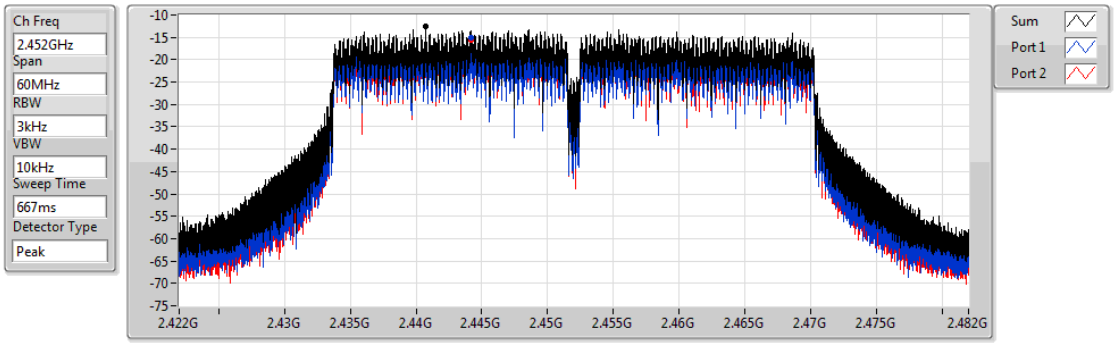

Sum	PD	Port 1	Port 2
(dBm/RBW)	(dBm/RBW)	(dBm/RBW)	(dBm/RBW)
-12.51	-12.51	-15.11	-15.56

Summary

Mode	Result	Ref (Hz)	Ref (dBm)	Limit (dBm)	Freq (Hz)	Level (dBm)	Freq (Hz)	Level (dBm)	Freq (Hz)	Level (dBm)	Freq (Hz)	Level (dBm)	Port
2.4-2.4835GHz	-	-	-	-	-	-	-	-	-	-	-	-	-
802.11b_Nss1,(1Mbps)_2TX	Pass	2.437909G	8.70	-21.30	929.38M	-57.22	2.39848G	-50.13	2.49998G	-52.85	24.401563G	-50.90	1
802.11g_Nss1,(6Mbps)_2TX	Pass	2.429559G	10.91	-19.09	871.13M	-57.43	2.39984G	-23.04	2.49598G	-56.58	7.235136G	-49.95	2
802.11n HT20_Nss1,(MCS0)_2TX	Pass	2.430728G	10.85	-19.15	511.145M	-56.85	2.39992G	-25.72	2.52246G	-56.44	24.988762G	-50.86	2
802.11n HT40_Nss1,(MCS0)_2TX	Pass	2.419539G	2.46	-27.54	858.98M	-56.69	2.39984G	-32.39	2.50078G	-55.23	24.338123G	-50.87	2

Result

Mode	Result	Ref (Hz)	Ref (dBm)	Limit (dBm)	Freq (Hz)	Level (dBm)	Freq (Hz)	Level (dBm)	Freq (Hz)	Level (dBm)	Freq (Hz)	Level (dBm)	Port
802.11b_Nss1,(1Mbps)_2TX	-	-	-	-	-	-	-	-	-	-	-	-	-
2412MHz	Pass	2.437909G	8.70	-21.30	929.38M	-57.22	2.39848G	-50.13	2.49998G	-52.85	24.401563G	-50.90	1
2412MHz	Pass	2.437909G	8.70	-21.30	904.915M	-56.85	2.39752G	-50.38	2.51518G	-57.36	16.619075G	-51.15	2
2437MHz	Pass	2.437909G	8.70	-21.30	712.69M	-56.63	2.3996G	-55.82	2.49998G	-51.45	17.338323G	-51.25	1
2437MHz	Pass	2.437909G	8.70	-21.30	703.37M	-56.71	2.39976G	-56.21	2.49598G	-55.68	24.348182G	-51.00	2
2462MHz	Pass	2.437909G	8.70	-21.30	943.36M	-57.75	2.39992G	-55.53	2.49998G	-52.44	24.42123G	-51.16	1
2462MHz	Pass	2.437909G	8.70	-21.30	812.88M	-56.52	2.39936G	-57.97	2.49286G	-54.91	17.051748G	-51.57	2
802.11g_Nss1,(6Mbps)_2TX	-	-	-	-	-	-	-	-	-	-	-	-	-
2412MHz	Pass	2.429559G	10.91	-19.09	2.30408G	-55.46	2.39992G	-23.86	2.49598G	-53.42	7.235136G	-47.85	1
2412MHz	Pass	2.429559G	10.91	-19.09	871.13M	-57.43	2.39984G	-23.04	2.49598G	-56.58	7.235136G	-49.95	2
2437MHz	Pass	2.429559G	10.91	-19.09	2.30408G	-54.00	2.39952G	-40.76	2.48486G	-48.43	25G	-50.81	1
2437MHz	Pass	2.429559G	10.91	-19.09	804.725M	-56.23	2.39952G	-37.49	2.48534G	-45.38	16.20326G	-50.98	2
2462MHz	Pass	2.429559G	10.91	-19.09	2.30408G	-54.28	2.39112G	-53.75	2.48374G	-45.89	16.576932G	-51.57	1
2462MHz	Pass	2.429559G	10.91	-19.09	770.94M	-56.78	2.39992G	-55.10	2.48382G	-44.71	24.314467G	-51.20	2
802.11n HT20_Nss1,(MCS0)_2TX	-	-	-	-	-	-	-	-	-	-	-	-	-
2412MHz	Pass	2.430728G	10.85	-19.15	2.30408G	-56.94	2.39968G	-27.19	2.49998G	-53.64	16.273499G	-51.56	1
2412MHz	Pass	2.430728G	10.85	-19.15	511.145M	-56.85	2.39992G	-25.72	2.52246G	-56.44	24.988762G	-50.86	2
2437MHz	Pass	2.430728G	10.85	-19.15	2.30408G	-55.65	2.3996G	-39.88	2.48358G	-45.66	24.721853G	-51.55	1
2437MHz	Pass	2.430728G	10.85	-19.15	2.30408G	-54.40	2.39896G	-37.51	2.48446G	-42.31	16.689314G	-49.77	2
2462MHz	Pass	2.430728G	10.85	-19.15	2.30408G	-55.38	2.39992G	-52.85	2.48382G	-46.60	24.320086G	-51.60	1
2462MHz	Pass	2.430728G	10.85	-19.15	889.77M	-55.80	2.39984G	-55.24	2.48414G	-48.53	16.279118G	-50.79	2
802.11n HT40_Nss1,(MCS0)_2TX	-	-	-	-	-	-	-	-	-	-	-	-	-
2422MHz	Pass	2.419539G	2.46	-27.54	2.30397G	-57.07	2.39968G	-33.56	2.49998G	-52.40	16.451694G	-51.33	1
2422MHz	Pass	2.419539G	2.46	-27.54	858.98M	-56.69	2.39984G	-32.39	2.50078G	-55.23	24.338123G	-50.87	2
2437MHz	Pass	2.419539G	2.46	-27.54	739.9M	-57.81	2.39952G	-39.79	2.48478G	-50.24	24.00438G	-50.55	1
2437MHz	Pass	2.419539G	2.46	-27.54	2.305115G	-55.29	2.39904G	-45.26	2.48606G	-50.92	16.446084G	-51.40	2
2452MHz	Pass	2.419539G	2.46	-27.54	2.30397G	-57.00	2.3992G	-54.44	2.48574G	-47.45	24.16424G	-50.67	1
2452MHz	Pass	2.419539G	2.46	-27.54	834.935M	-57.84	2.39584G	-54.78	2.48382G	-48.66	24.397019G	-50.94	2

802.11b_Nss1,(1Mbps)_2TX **CSE NdB**

2412MHz

15/01/2018

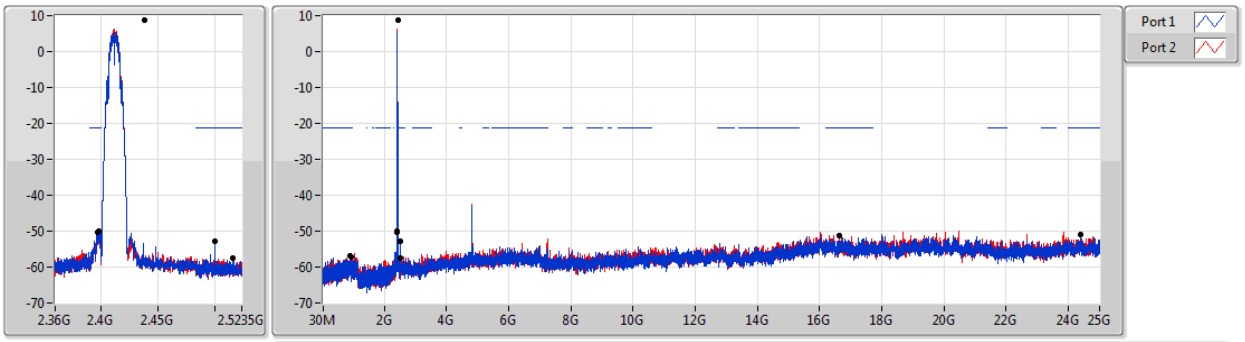

Ref(Hz)	Ref(dBm)	Limit(dBm)	Freq(Hz)	Level(dBm)	Freq(Hz)	Level(dBm)	Freq(Hz)	Level(dBm)	Freq(Hz)	Level(dBm)	Port
2.437909G	8.70	-21.30	929.38M	-57.22	2.39848G	-50.13	2.49998G	-52.85	24.401563G	-50.90	1
2.437909G	8.70	-21.30	904.915M	-56.85	2.39752G	-50.38	2.51518G	-57.36	16.619075G	-51.15	2

802.11b_Nss1,(1Mbps)_2TX **CSE NdB**

2437MHz

15/01/2018

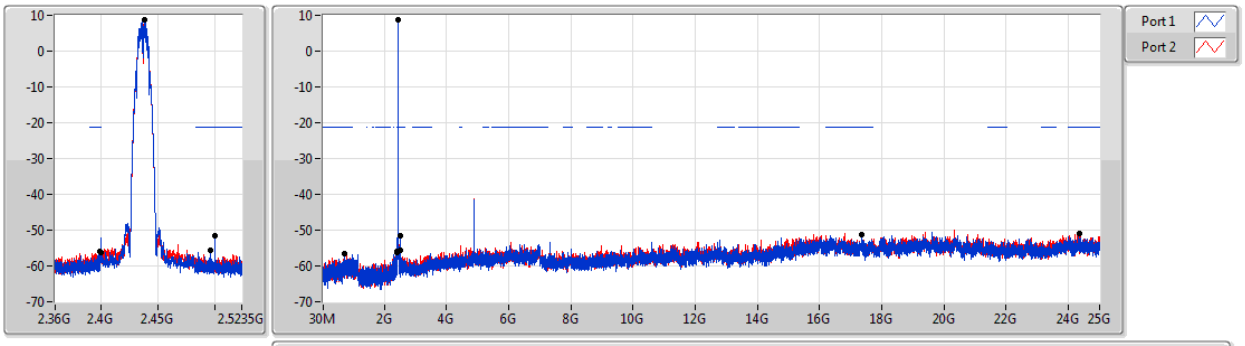

Ref(Hz)	Ref(dBm)	Limit(dBm)	Freq(Hz)	Level(dBm)	Freq(Hz)	Level(dBm)	Freq(Hz)	Level(dBm)	Freq(Hz)	Level(dBm)	Port
2.437909G	8.70	-21.30	712.69M	-56.63	2.3996G	-55.82	2.49998G	-51.45	17.338323G	-51.25	1
2.437909G	8.70	-21.30	703.37M	-56.71	2.39976G	-56.21	2.49598G	-55.68	24.348182G	-51.00	2

802.11b_Nss1,(1Mbps)_2TX **CSE NdB**

2462MHz

15/01/2018

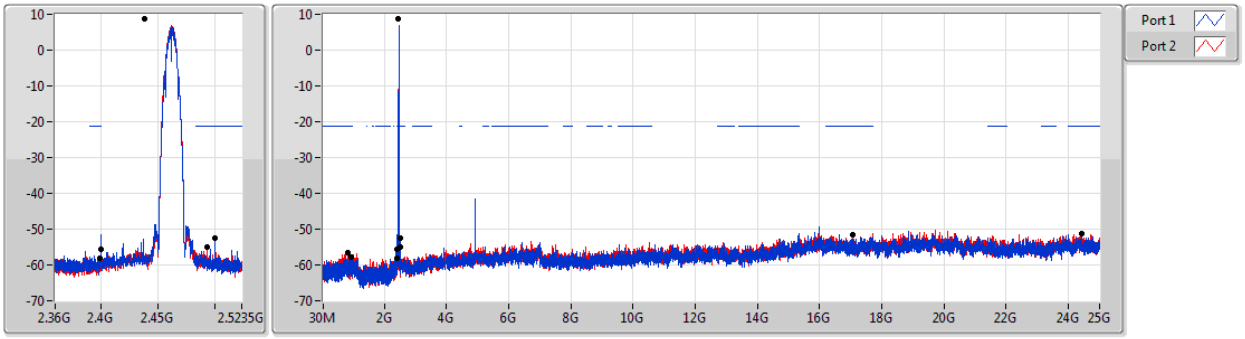

Ref(Hz)	Ref(dBm)	Limit(dBm)	Freq(Hz)	Level(dBm)	Freq(Hz)	Level(dBm)	Freq(Hz)	Level(dBm)	Freq(Hz)	Level(dBm)	Port
2.437909G	8.70	-21.30	943.36M	-57.75	2.39992G	-55.53	2.49998G	-52.44	24.42123G	-51.16	1
2.437909G	8.70	-21.30	812.88M	-56.52	2.39936G	-57.97	2.49286G	-54.91	17.051748G	-51.57	2

802.11g_Nss1,(6Mbps)_2TX **CSE NdB**

2412MHz

15/01/2018

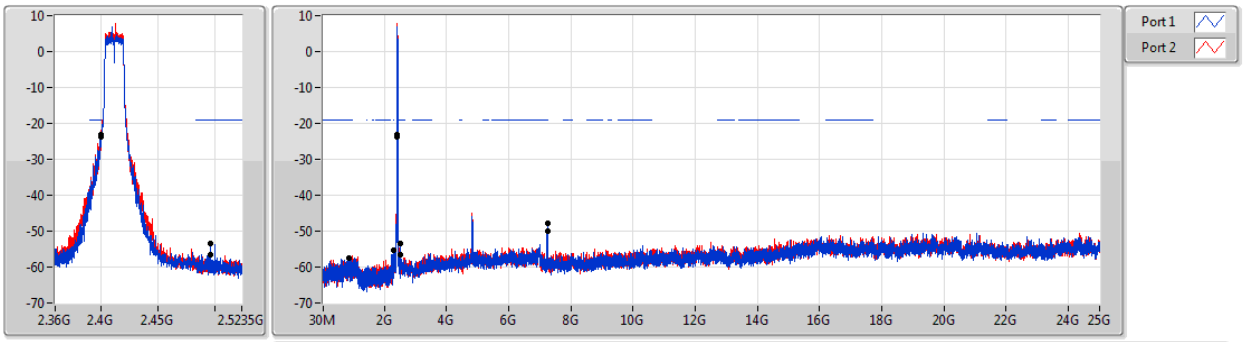

Ref(Hz)	Ref(dBm)	Limit(dBm)	Freq(Hz)	Level(dBm)	Freq(Hz)	Level(dBm)	Freq(Hz)	Level(dBm)	Freq(Hz)	Level(dBm)	Port
2.429559G	10.91	-19.09	2.30408G	-55.46	2.39992G	-23.86	2.49598G	-53.42	7.235136G	-47.85	1
2.429559G	10.91	-19.09	871.13M	-57.43	2.39984G	-23.04	2.49598G	-56.58	7.235136G	-49.95	2

802.11g_Nss1,(6Mbps)_2TX **CSE NdB**

2437MHz

15/01/2018

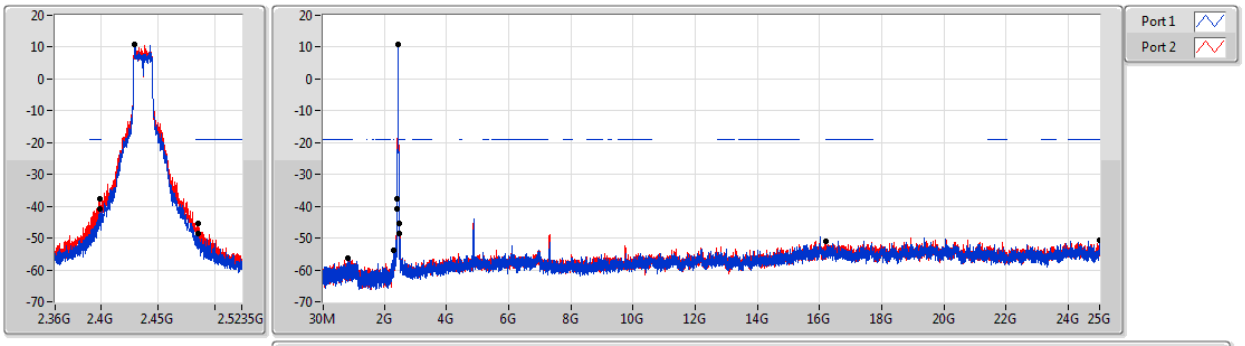

Ref(Hz)	Ref(dBm)	Limit(dBm)	Freq(Hz)	Level(dBm)	Freq(Hz)	Level(dBm)	Freq(Hz)	Level(dBm)	Freq(Hz)	Level(dBm)	Port
2.429559G	10.91	-19.09	2.30408G	-54.00	2.39952G	-40.76	2.48486G	-48.43	25G	-50.81	1
2.429559G	10.91	-19.09	804.725M	-56.23	2.39952G	-37.49	2.48534G	-45.38	16.20326G	-50.98	2

802.11g_Nss1,(6Mbps)_2TX **CSE NdB**

2462MHz

15/01/2018

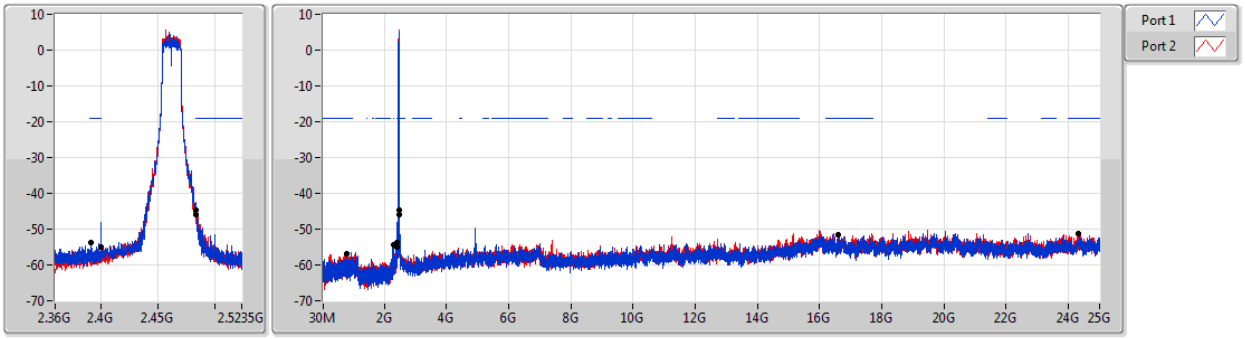

Ref(Hz)	Ref(dBm)	Limit(dBm)	Freq(Hz)	Level(dBm)	Freq(Hz)	Level(dBm)	Freq(Hz)	Level(dBm)	Freq(Hz)	Level(dBm)	Port
2.429559G	10.91	-19.09	2.30408G	-54.28	2.39112G	-53.75	2.48374G	-45.89	16.576932G	-51.57	1
2.429559G	10.91	-19.09	770.94M	-56.78	2.39992G	-55.10	2.48382G	-44.71	24.314467G	-51.20	2

802.11n HT20_Nss1,(MCS0)_2TX — CSE NdB

2412MHz

15/01/2018

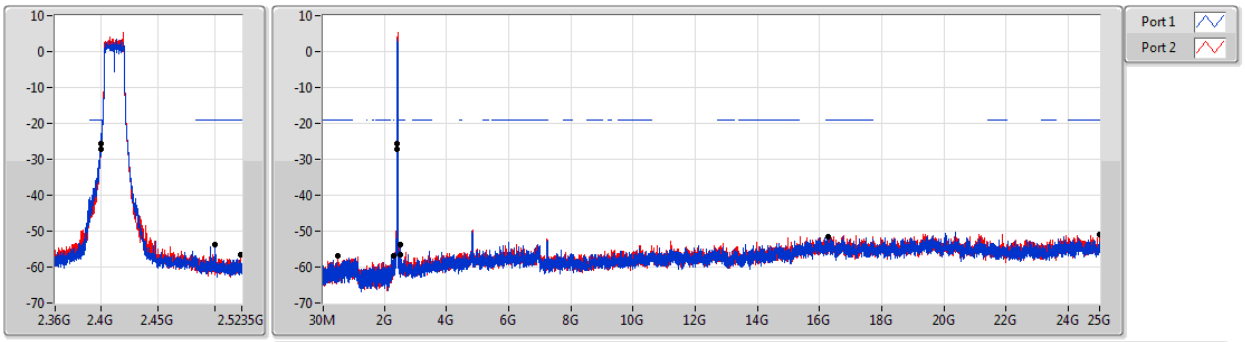

Ref(Hz)	Ref(dBm)	Limit(dBm)	Freq(Hz)	Level(dBm)	Freq(Hz)	Level(dBm)	Freq(Hz)	Level(dBm)	Freq(Hz)	Level(dBm)	Port
2.430728G	10.85	-19.15	2.30408G	-56.94	2.39968G	-27.19	2.49998G	-53.64	16.273499G	-51.56	1
2.430728G	10.85	-19.15	511.145M	-56.85	2.39992G	-25.72	2.52246G	-56.44	24.988762G	-50.86	2

802.11n HT20_Nss1,(MCS0)_2TX — CSE NdB

2437MHz

15/01/2018

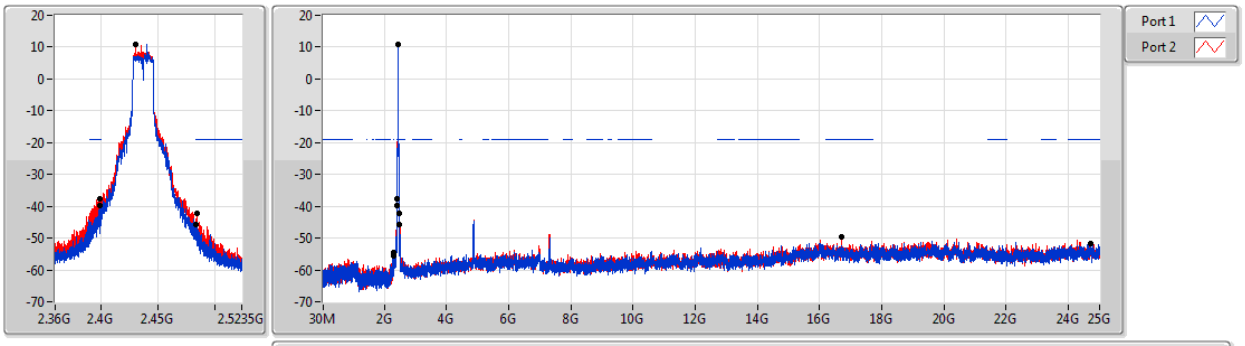

Ref(Hz)	Ref(dBm)	Limit(dBm)	Freq(Hz)	Level(dBm)	Freq(Hz)	Level(dBm)	Freq(Hz)	Level(dBm)	Freq(Hz)	Level(dBm)	Port
2.430728G	10.85	-19.15	2.30408G	-55.65	2.3996G	-39.88	2.48358G	-45.66	24.721853G	-51.55	1
2.430728G	10.85	-19.15	2.30408G	-54.40	2.39896G	-37.51	2.48446G	-42.31	16.689314G	-49.77	2

802.11n HT20_Nss1,(MCS0)_2TX — CSE NdB

2462MHz

15/01/2018

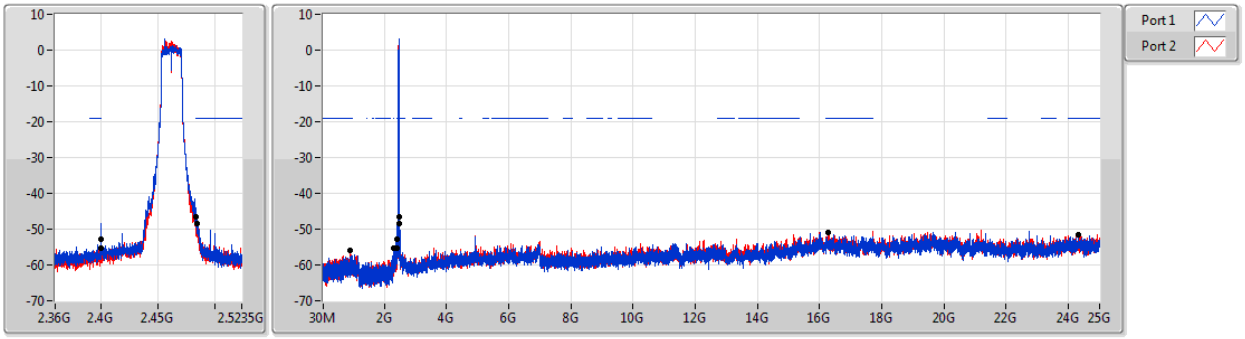

Ref(Hz)	Ref(dBm)	Limit(dBm)	Freq(Hz)	Level(dBm)	Freq(Hz)	Level(dBm)	Freq(Hz)	Level(dBm)	Freq(Hz)	Level(dBm)	Port
2.430728G	10.85	-19.15	2.30408G	-55.38	2.39992G	-52.85	2.48382G	-46.60	24.320086G	-51.60	1
2.430728G	10.85	-19.15	889.77M	-55.80	2.39984G	-55.24	2.48414G	-48.53	16.279118G	-50.79	2

802.11n HT40_Nss1,(MCS0)_2TX **CSE NdB**

2422MHz

15/01/2018

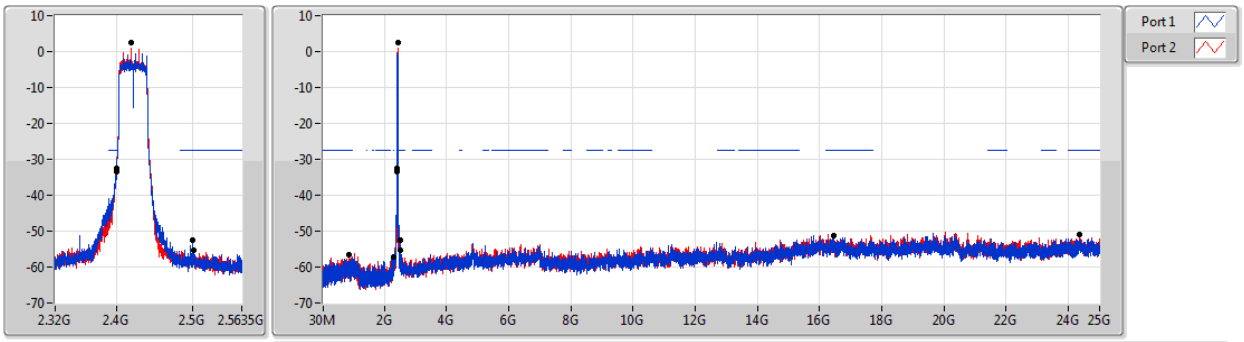

Ref(Hz)	Ref(dBm)	Limit(dBm)	Freq(Hz)	Level(dBm)	Freq(Hz)	Level(dBm)	Freq(Hz)	Level(dBm)	Freq(Hz)	Level(dBm)	Port
2.419539G	2.46	-27.54	2.30397G	-57.07	2.39968G	-33.56	2.49998G	-52.40	16.451694G	-51.33	1
2.419539G	2.46	-27.54	858.98M	-56.69	2.39984G	-32.39	2.50078G	-55.23	24.338123G	-50.87	2

802.11n HT40_Nss1,(MCS0)_2TX **CSE NdB**

2437MHz

15/01/2018

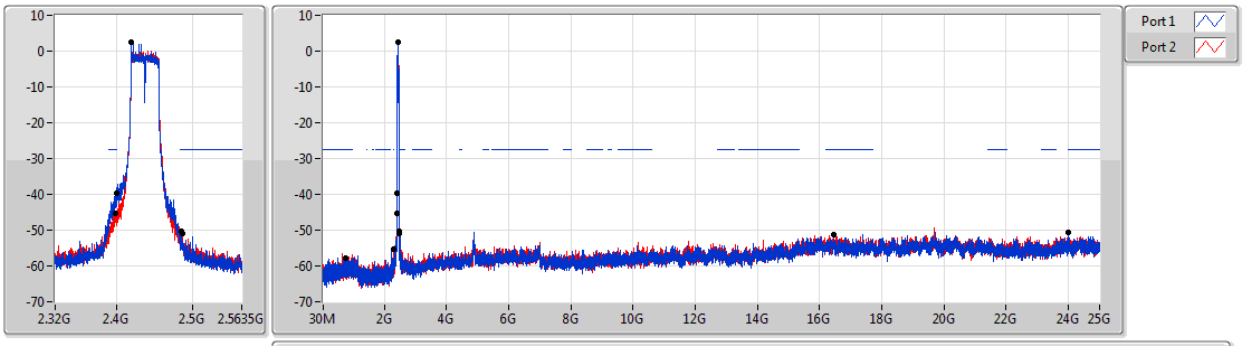

Ref(Hz)	Ref(dBm)	Limit(dBm)	Freq(Hz)	Level(dBm)	Freq(Hz)	Level(dBm)	Freq(Hz)	Level(dBm)	Freq(Hz)	Level(dBm)	Port
2.419539G	2.46	-27.54	739.9M	-57.81	2.39952G	-39.79	2.48478G	-50.24	24.00438G	-50.55	1
2.419539G	2.46	-27.54	2.305115G	-55.29	2.39904G	-45.26	2.48606G	-50.92	16.446084G	-51.40	2

802.11n HT40_Nss1,(MCS0)_2TX **CSE NdB**

2452MHz

15/01/2018

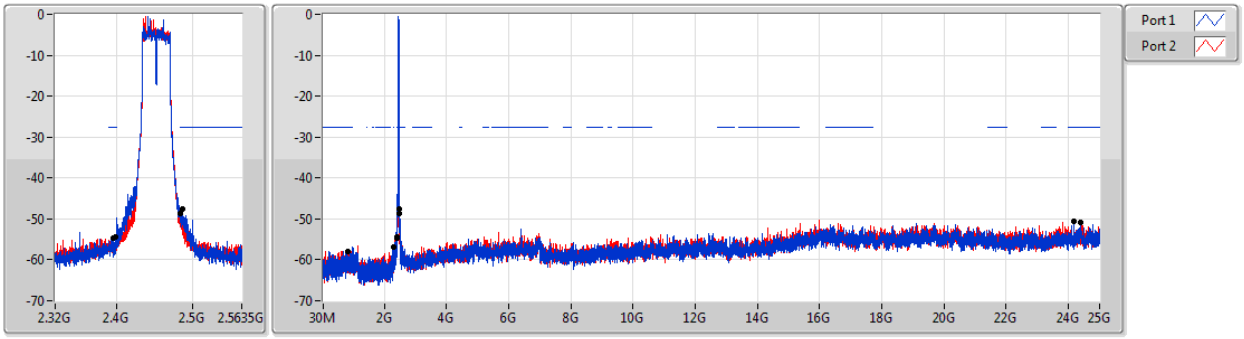

Ref(Hz)	Ref(dBm)	Limit(dBm)	Freq(Hz)	Level(dBm)	Freq(Hz)	Level(dBm)	Freq(Hz)	Level(dBm)	Freq(Hz)	Level(dBm)	Port
2.419539G	2.46	-27.54	2.30397G	-57.00	2.3992G	-54.44	2.48574G	-47.45	24.16424G	-50.67	1
2.419539G	2.46	-27.54	834.935M	-57.84	2.39584G	-54.78	2.48382G	-48.66	24.397019G	-50.94	2

RSE below 1GHz Result			
Operating Mode	1	**Polarization**	Horizontal
Operating Function	CTX		

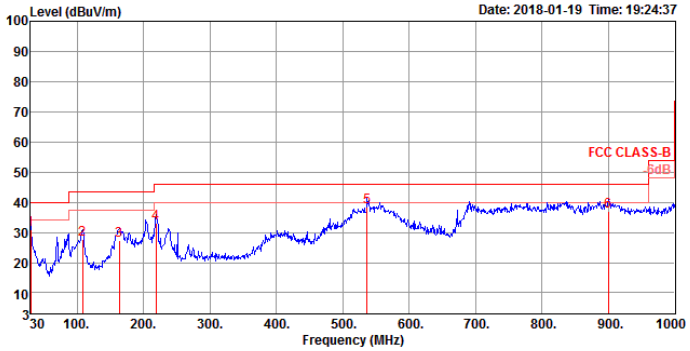

	Freq	Level	Limit Line	Over Limit	Read Level	Cable Loss	Antenna Factor	Preamp Factor	A/Pos	T/Pos	Remark	Pol/Phase
	MHz	dBuV/m	dBuV/m	dB	dBuV	dB	dB/m	dB	cm	deg		
1	30.00	30.87	40.00	-9.13	36.73	0.97	25.60	32.43	200	239	QP	HORIZONTAL
2	108.57	27.82	43.50	-15.68	41.18	0.97	18.04	32.37	300	267	QP	HORIZONTAL
3	163.86	27.38	43.50	-16.12	42.30	1.10	16.31	32.33	125	230	QP	HORIZONTAL
4	219.15	32.99	46.00	-13.01	46.77	2.12	16.40	32.30	150	307	QP	HORIZONTAL
5	536.34	38.31	46.00	-7.69	43.57	2.79	24.30	32.35	150	26	QP	HORIZONTAL
6	900.09	37.15	46.00	-8.85	36.46	4.77	27.50	31.58	100	185	QP	HORIZONTAL

Note 1: “>20dB” means emission levels that exceed the level of 20 dB below the applicable limit.
Note 2: “N/F” means Nothing Found emissions (No emissions were detected.)

RSE below 1GHz Result			
Operating Mode	1	**Polarization**	Vertical
Operating Function	CTX		

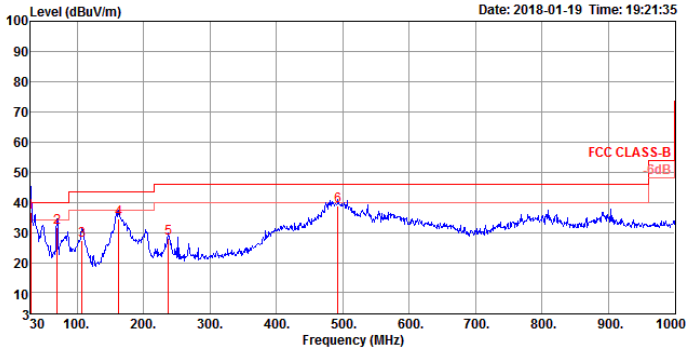

	Freq	Level	Limit Line	Over Limit	Read Level	Cable Loss	Antenna Factor	Preamp Factor	A/Pos	T/Pos	Remark	Pol/Phase
	MHz	dBuV/m	dBuV/m	dB	dBuV	dB	dB/m	dB	cm	deg		
1	30.00	36.66	40.00	-3.34	42.52	0.97	25.60	32.43	100	290	QP	VERTICAL
2	69.77	31.48	40.00	-8.52	50.34	0.94	12.60	32.40	100	190	QP	VERTICAL
3	107.60	27.33	43.50	-16.17	40.81	0.96	17.93	32.37	125	357	QP	VERTICAL
4	162.89	34.47	43.50	-9.03	49.37	1.07	16.36	32.33	100	53	QP	VERTICAL
5	237.58	27.96	46.00	-18.04	40.20	2.28	17.77	32.29	100	37	QP	VERTICAL
6	492.69	38.90	46.00	-7.10	44.62	2.92	23.69	32.33	100	156	QP	VERTICAL

Note 1: “>20dB” means emission levels that exceed the level of 20 dB below the applicable limit.
Note 2: “N/F” means Nothing Found emissions (No emissions were detected.)

Summary

Mode	Result	Type	Freq (Hz)	Level (dBuV/m)	Limit (dBuV/m)	Margin (dB)	Factor (dB)	Dist (m)	Condition	Azimuth (°)	Height (m)	Comments
2.4-2.4835GHz	-	-	-	-	-	-	-	-	-	-	-	-
802.11g_Nss1,(6Mbps)_2TX	Pass	AV	2.389998G	53.99	54.00	-0.01	33.16	3	Vertical	160	1.46	-

802.11b_Nss1,(1Mbps)_2TX

2412MHz_TX

06/01/2018

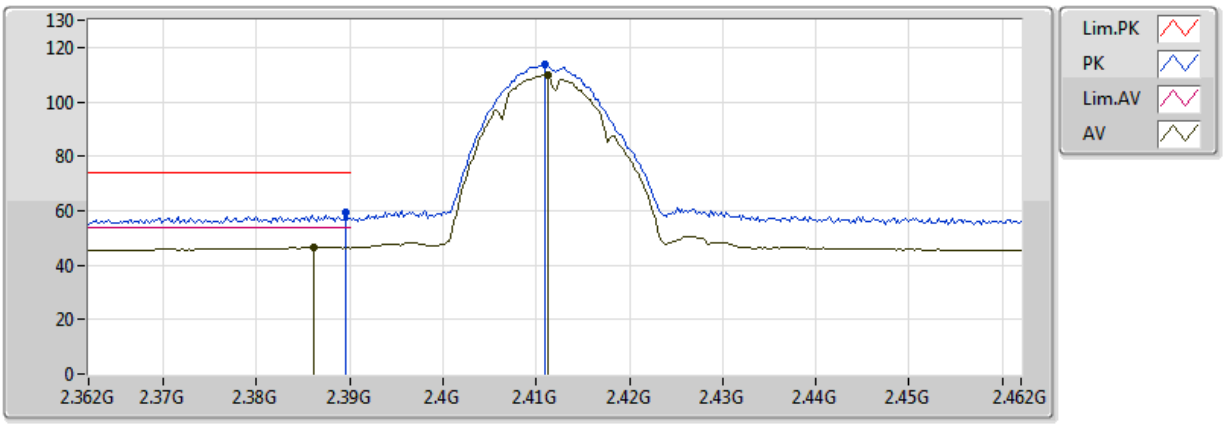

20180106
EUT Y_2TX
Setting 16
04-C-4
FSP(100142)

Type	Freq	Level	Limit	Margin	Factor	Dist	Condition	Azimuth	Height
	(Hz)	(dBuV/m)	(dBuV/m)	(dB)	(dB)	(m)		(°)	(m)
AV	2.3862G	46.59	54.00	-7.41	33.16	3	Vertical	26	1.53
AV	2.4112G	109.65	Inf	-Inf	33.17	3	Vertical	26	1.53
PK	2.3896G	59.19	74.00	-14.81	33.16	3	Vertical	26	1.53
PK	2.411G	113.64	Inf	-Inf	33.17	3	Vertical	26	1.53

802.11b_Nss1,(1Mbps)_2TX

2412MHz_TX

06/01/2018

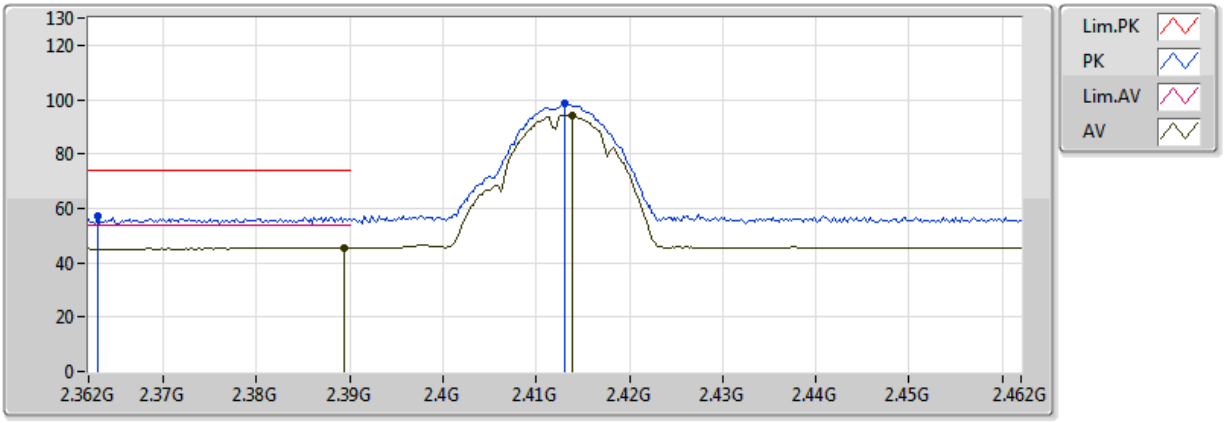

20180106
EUT Y_2TX
Setting 16
04-C-4
FSP(100142)

Type	Freq	Level	Limit	Margin	Factor	Dist	Condition	Azimuth	Height
	(Hz)	(dBuV/m)	(dBuV/m)	(dB)	(dB)	(m)		(°)	(m)
AV	2.3894G	45.40	54.00	-8.60	33.16	3	Horizontal	130	1.32
AV	2.4138G	94.36	Inf	-Inf	33.17	3	Horizontal	130	1.32
PK	2.363G	57.25	74.00	-16.75	33.15	3	Horizontal	130	1.32
PK	2.413G	98.58	Inf	-Inf	33.17	3	Horizontal	130	1.32

802.11b_Nss1,(1Mbps)_2TX

2412MHz_TX

06/01/2018

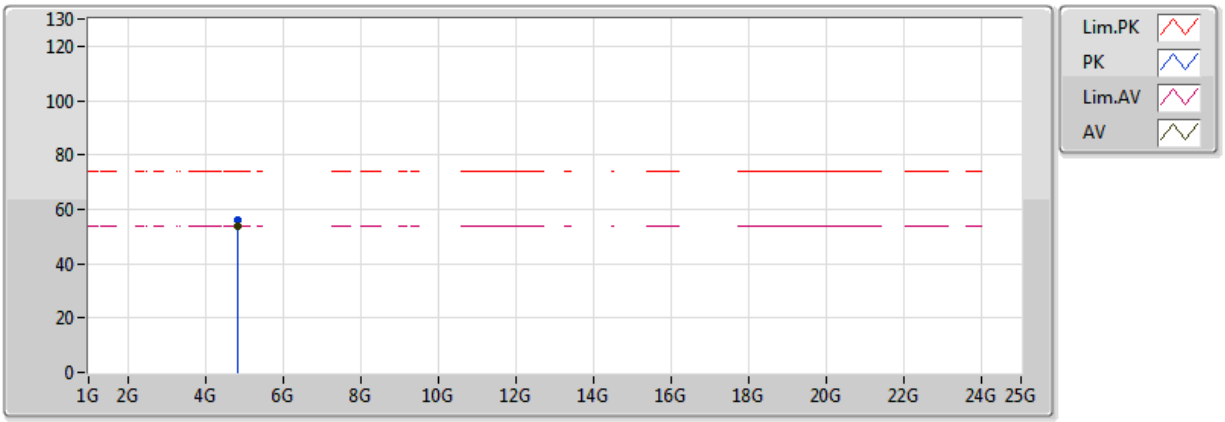

20180106
EUT Y_2TX
Setting 16
04-C-4
FSP(100142)

Type	Freq	Level	Limit	Margin	Factor	Dist	Condition	Azimuth	Height
	(Hz)	(dBuV/m)	(dBuV/m)	(dB)	(dB)	(m)		(°)	(m)
AV	4.82396G	53.64	54.00	-0.36	3.16	3	Vertical	9	1.50
PK	4.82398G	56.26	74.00	-17.74	3.16	3	Vertical	9	1.50

802.11b_Nss1,(1Mbps)_2TX

2412MHz_TX

06/01/2018

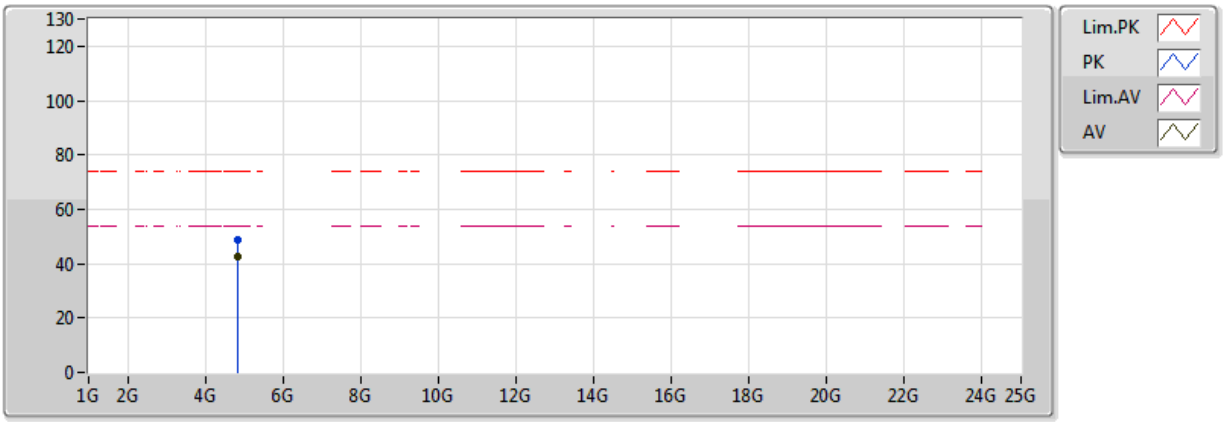

20180106
EUT Y_2TX
Setting 16
04-C-4
FSP(100142)

Type	Freq	Level	Limit	Margin	Factor	Dist	Condition	Azimuth	Height
	(Hz)	(dBuV/m)	(dBuV/m)	(dB)	(dB)	(m)		(°)	(m)
AV	4.82398G	42.83	54.00	-11.17	3.16	3	Horizontal	243	2.89
PK	4.82392G	48.73	74.00	-25.27	3.16	3	Horizontal	243	2.89

802.11b_Nss1,(1Mbps)_2TX

2437MHz_TX

06/01/2018

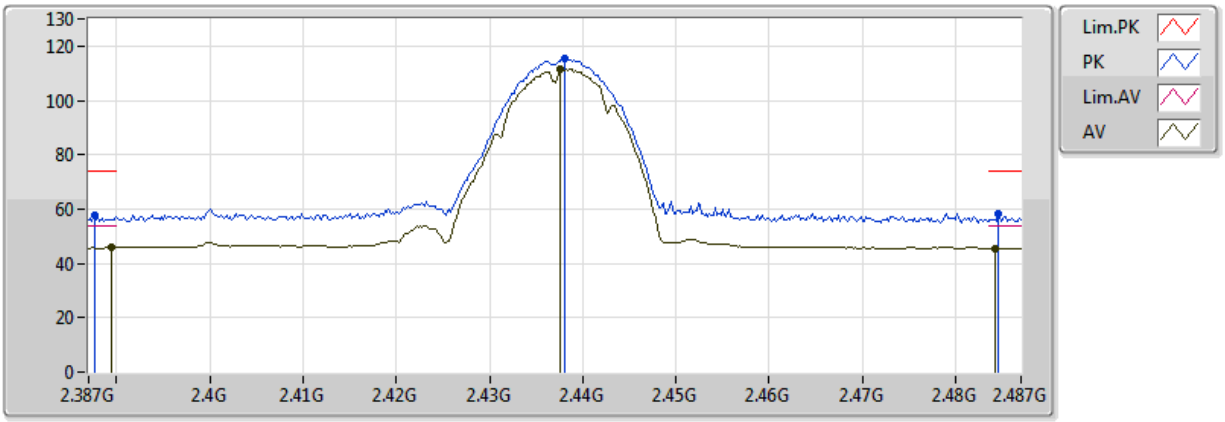

20180106
EUT Y_2TX
Setting 17
04-C-4
FSP(100142)

Type	Freq	Level	Limit	Margin	Factor	Dist	Condition	Azimuth	Height
	(Hz)	(dBuV/m)	(dBuV/m)	(dB)	(dB)	(m)		(°)	(m)
AV	2.3894G	45.74	54.00	-8.26	33.16	3	Vertical	342	1.41
AV	2.4376G	111.45	Inf	-Inf	33.18	3	Vertical	342	1.41
AV	2.4842G	45.62	54.00	-8.38	33.19	3	Vertical	342	1.41
PK	2.3876G	57.62	74.00	-16.38	33.16	3	Vertical	342	1.41
PK	2.438G	115.51	Inf	-Inf	33.18	3	Vertical	342	1.41
PK	2.4846G	58.19	74.00	-15.81	33.19	3	Vertical	342	1.41

802.11b_Nss1,(1Mbps)_2TX

2437MHz_TX

06/01/2018

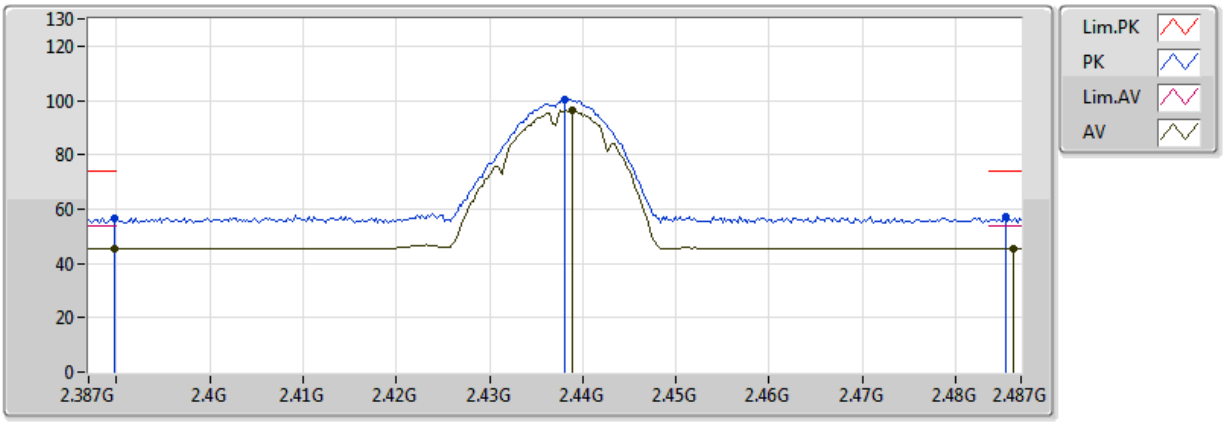

20180106
EUT Y_2TX
Setting 17
04-C-4
FSP(100142)

Type	Freq	Level	Limit	Margin	Factor	Dist	Condition	Azimuth	Height
	(Hz)	(dBuV/m)	(dBuV/m)	(dB)	(dB)	(m)		(°)	(m)
AV	2.3898G	45.33	54.00	-8.67	33.16	3	Horizontal	127	1.57
AV	2.4388G	96.43	Inf	-Inf	33.18	3	Horizontal	127	1.57
AV	2.4862G	45.47	54.00	-8.53	33.19	3	Horizontal	127	1.57
PK	2.3898G	56.59	74.00	-17.41	33.16	3	Horizontal	127	1.57
PK	2.438G	100.41	Inf	-Inf	33.18	3	Horizontal	127	1.57
PK	2.4854G	57.09	74.00	-16.91	33.19	3	Horizontal	127	1.57

802.11b_Nss1,(1Mbps)_2TX

2437MHz_TX

06/01/2018

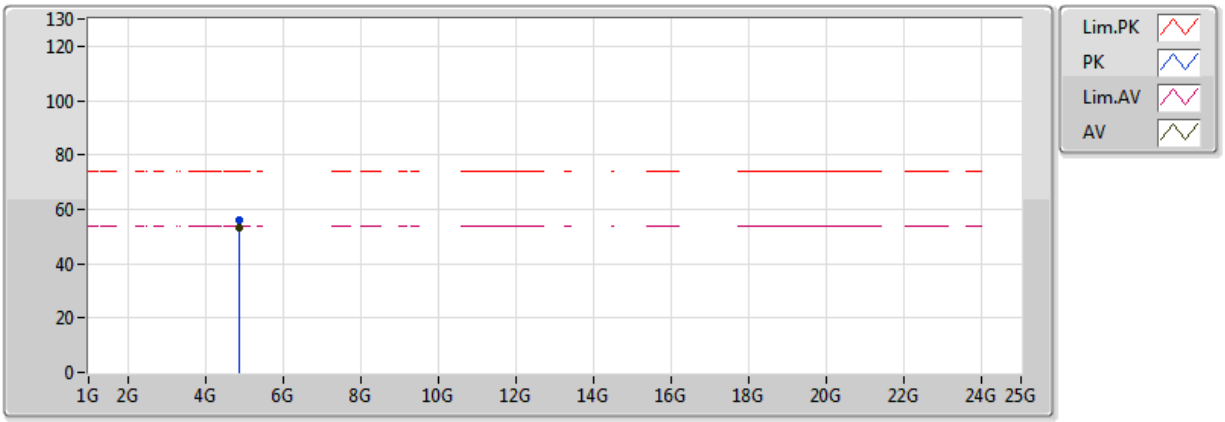

20180106
EUT Y_2TX
Setting 17
04-C-4
FSP(100142)

Type	Freq	Level	Limit	Margin	Factor	Dist	Condition	Azimuth	Height
	(Hz)	(dBuV/m)	(dBuV/m)	(dB)	(dB)	(m)		(°)	(m)
AV	4.87396G	53.51	54.00	-0.49	3.27	3	Vertical	11	1.50
PK	4.87396G	56.05	74.00	-17.95	3.27	3	Vertical	11	1.50

802.11b_Nss1,(1Mbps)_2TX

2437MHz_TX

06/01/2018

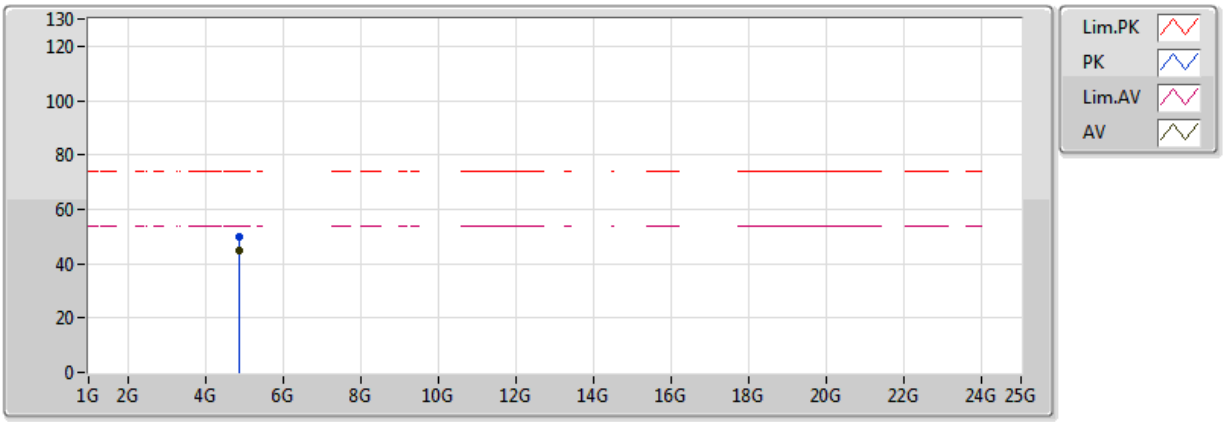

20180106
EUT Y_2TX
Setting 17
04-C-4
FSP(100142)

Type	Freq	Level	Limit	Margin	Factor	Dist	Condition	Azimuth	Height
	(Hz)	(dBuV/m)	(dBuV/m)	(dB)	(dB)	(m)		(°)	(m)
AV	4.87398G	45.00	54.00	-9.00	3.27	3	Horizontal	240	2.83
PK	4.87404G	49.78	74.00	-24.22	3.27	3	Horizontal	240	2.83

802.11b_Nss1,(1Mbps)_2TX

2462MHz_TX

06/01/2018

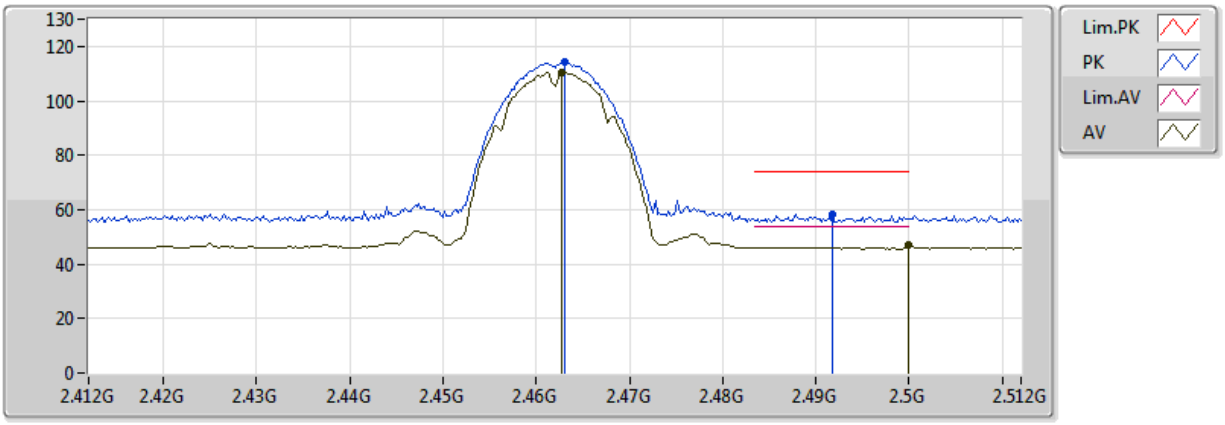

20180106
EUT Y_2TX
Setting 16.5
04-C-4
FSP(100142)

Type	Freq	Level	Limit	Margin	Factor	Dist	Condition	Azimuth	Height
	(Hz)	(dBuV/m)	(dBuV/m)	(dB)	(dB)	(m)		(°)	(m)
AV	2.4628G	110.23	Inf	-Inf	33.18	3	Vertical	0	1.41
AV	2.5G	46.88	54.00	-7.12	33.19	3	Vertical	0	1.41
PK	2.463G	114.47	Inf	-Inf	33.18	3	Vertical	0	1.41
PK	2.4918G	58.39	74.00	-15.61	33.19	3	Vertical	0	1.41

802.11b_Nss1,(1Mbps)_2TX

2462MHz_TX

06/01/2018

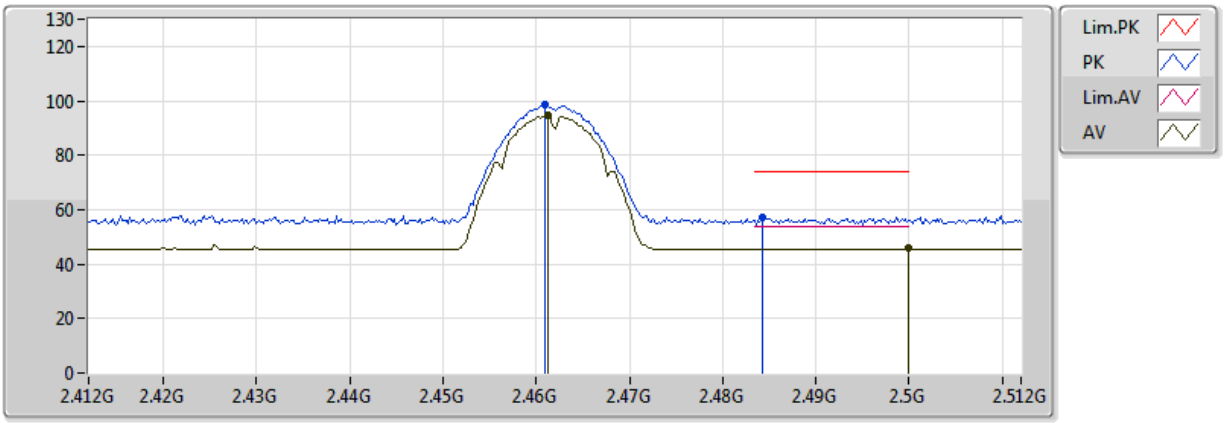

20180106
EUT Y_2TX
Setting 16.5
04-C-4
FSP(100142)

Type	Freq	Level	Limit	Margin	Factor	Dist	Condition	Azimuth	Height
	(Hz)	(dBuV/m)	(dBuV/m)	(dB)	(dB)	(m)		(°)	(m)
AV	2.4612G	94.73	Inf	-Inf	33.18	3	Horizontal	297	1.54
AV	2.5G	45.80	54.00	-8.20	33.19	3	Horizontal	297	1.54
PK	2.461G	98.51	Inf	-Inf	33.18	3	Horizontal	297	1.54
PK	2.4842G	57.41	74.00	-16.59	33.19	3	Horizontal	297	1.54

802.11b_Nss1,(1Mbps)_2TX

2462MHz_TX

06/01/2018

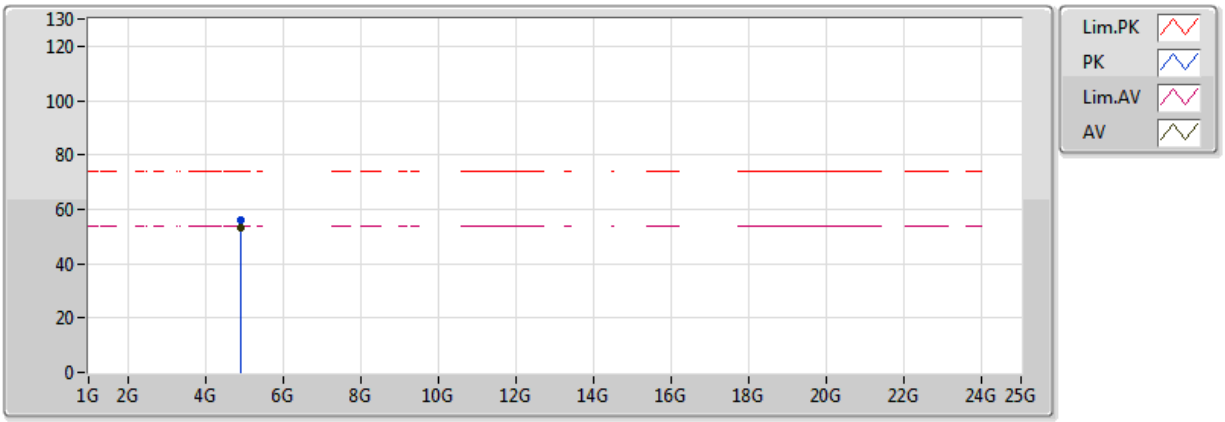

20180106
EUT Y_2TX
Setting 16.5
04-C-4
FSP(100142)

Type	Freq	Level	Limit	Margin	Factor	Dist	Condition	Azimuth	Height
	(Hz)	(dBuV/m)	(dBuV/m)	(dB)	(dB)	(m)		(°)	(m)
AV	4.924G	53.48	54.00	-0.52	3.38	3	Vertical	352	1.50
PK	4.92408G	56.16	74.00	-17.84	3.38	3	Vertical	352	1.50

802.11b_Nss1,(1Mbps)_2TX

2462MHz_TX

06/01/2018

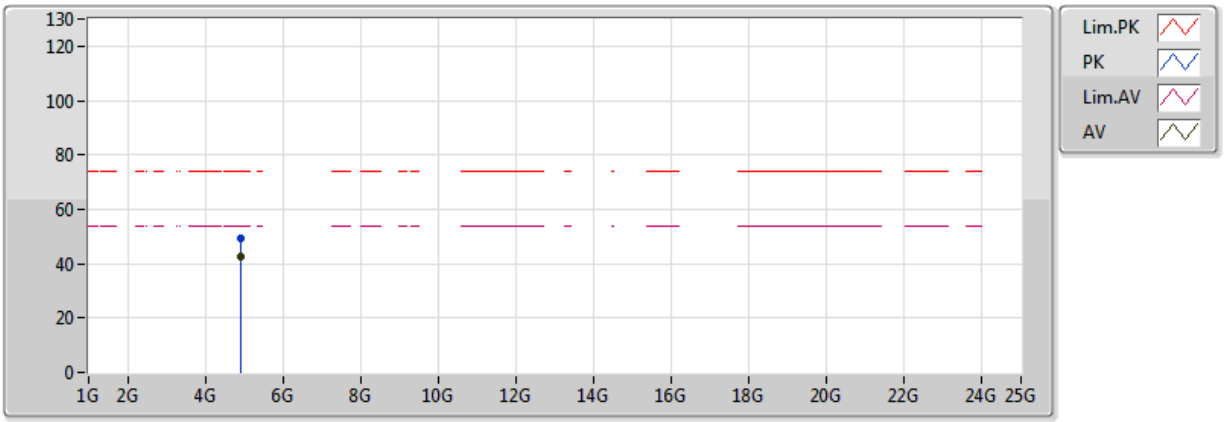

20180106
EUT Y_2TX
Setting 16.5
04-C-4
FSP(100142)

Type	Freq	Level	Limit	Margin	Factor	Dist	Condition	Azimuth	Height
	(Hz)	(dBuV/m)	(dBuV/m)	(dB)	(dB)	(m)		(°)	(m)
AV	4.92398G	42.69	54.00	-11.31	3.38	3	Horizontal	120	1.50
PK	4.92402G	49.10	74.00	-24.90	3.38	3	Horizontal	120	1.50

802.11g_Nss1,(6Mbps)_2TX

2412MHz_TX

06/01/2018

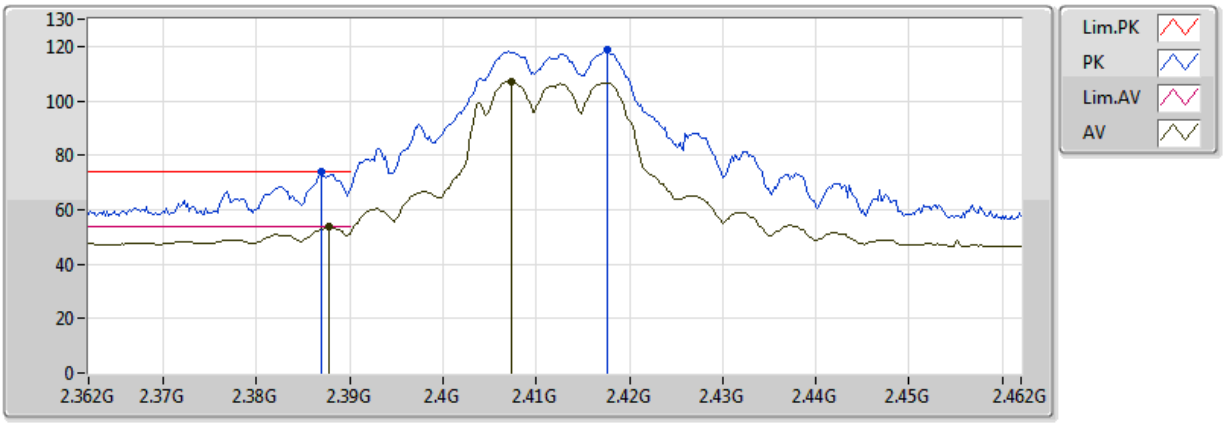

20180106
EUT Y_2TX
Setting 19
04-C-4
FSP(100142)

Type	Freq	Level	Limit	Margin	Factor	Dist	Condition	Azimuth	Height
	(Hz)	(dBuV/m)	(dBuV/m)	(dB)	(dB)	(m)		(°)	(m)
AV	2.3878G	53.61	54.00	-0.39	33.16	3	Vertical	2	1.50
AV	2.4074G	107.07	Inf	-Inf	33.17	3	Vertical	2	1.50
PK	2.387G	73.71	74.00	-0.29	33.16	3	Vertical	2	1.50
PK	2.4176G	118.62	Inf	-Inf	33.17	3	Vertical	2	1.50

802.11g_Nss1,(6Mbps)_2TX

2412MHz_TX

06/01/2018

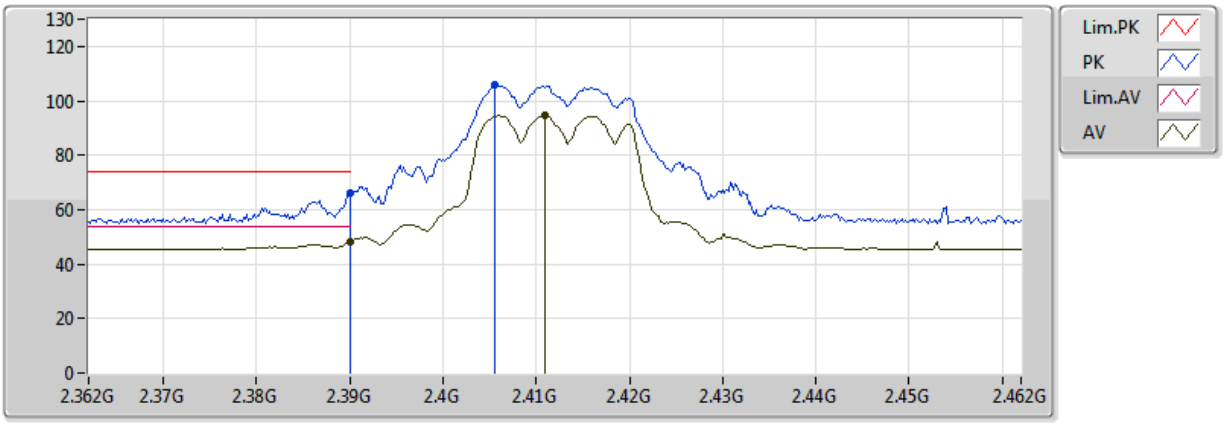

20180106
EUT Y_2TX
Setting 19
04-C-4
FSP(100142)

Type	Freq	Level	Limit	Margin	Factor	Dist	Condition	Azimuth	Height
	(Hz)	(dBuV/m)	(dBuV/m)	(dB)	(dB)	(m)		(°)	(m)
AV	2.39G	48.22	54.00	-5.78	33.16	3	Horizontal	137	1.81
AV	2.411G	94.61	Inf	-Inf	33.17	3	Horizontal	137	1.81
PK	2.39G	65.85	74.00	-8.15	33.16	3	Horizontal	137	1.81
PK	2.4056G	106.00	Inf	-Inf	33.17	3	Horizontal	137	1.81

802.11g_Nss1,(6Mbps)_2TX

2412MHz_TX

09/01/2018

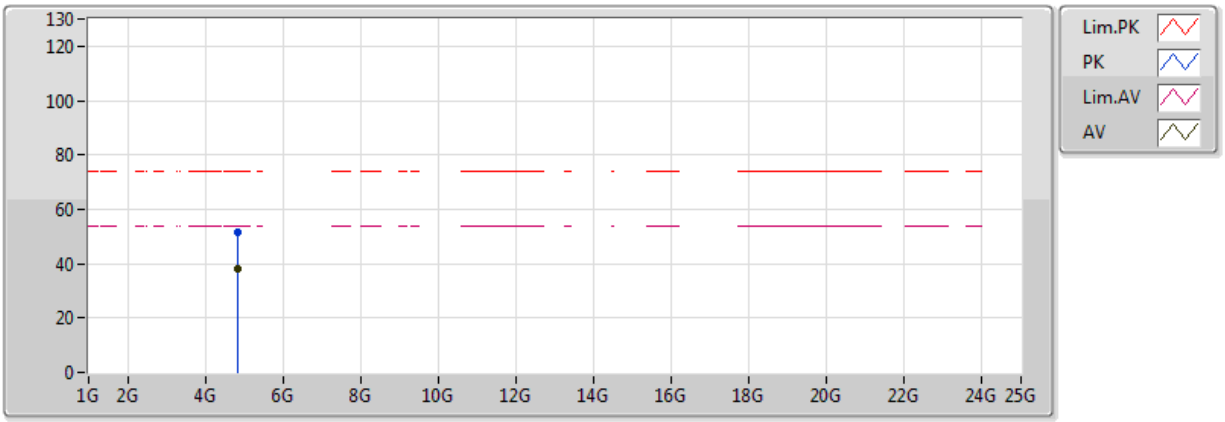

20180109
EUT Y_2TX
Setting 19
02-R-5
FSU

Type	Freq	Level	Limit	Margin	Factor	Dist	Condition	Azimuth	Height
	(Hz)	(dBuV/m)	(dBuV/m)	(dB)	(dB)	(m)		(°)	(m)
AV	4.82436G	37.89	54.00	-16.11	9.19	3	Vertical	196	1.49
PK	4.82424G	51.64	74.00	-22.36	9.19	3	Vertical	196	1.49

802.11g_Nss1,(6Mbps)_2TX

2412MHz_TX

09/01/2018

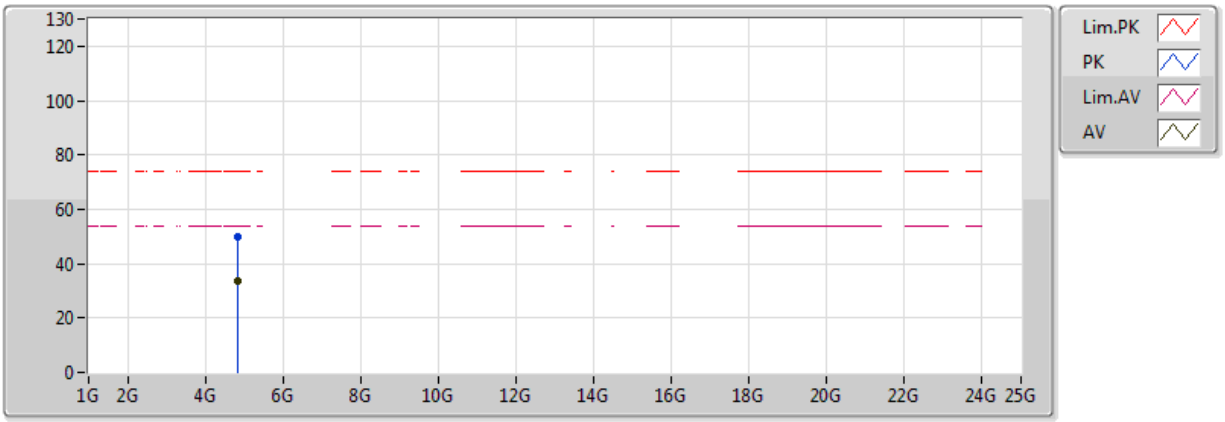

20180109
EUT Y_2TX
Setting 19
02-R-5
FSU

Type	Freq	Level	Limit	Margin	Factor	Dist	Condition	Azimuth	Height
	(Hz)	(dBuV/m)	(dBuV/m)	(dB)	(dB)	(m)		(°)	(m)
AV	4.8286G	33.51	54.00	-20.49	9.20	3	Horizontal	283	2.72
PK	4.82644G	49.82	74.00	-24.18	9.19	3	Horizontal	283	2.72

802.11g_Nss1,(6Mbps)_2TX

2417MHz_TX

13/01/2018

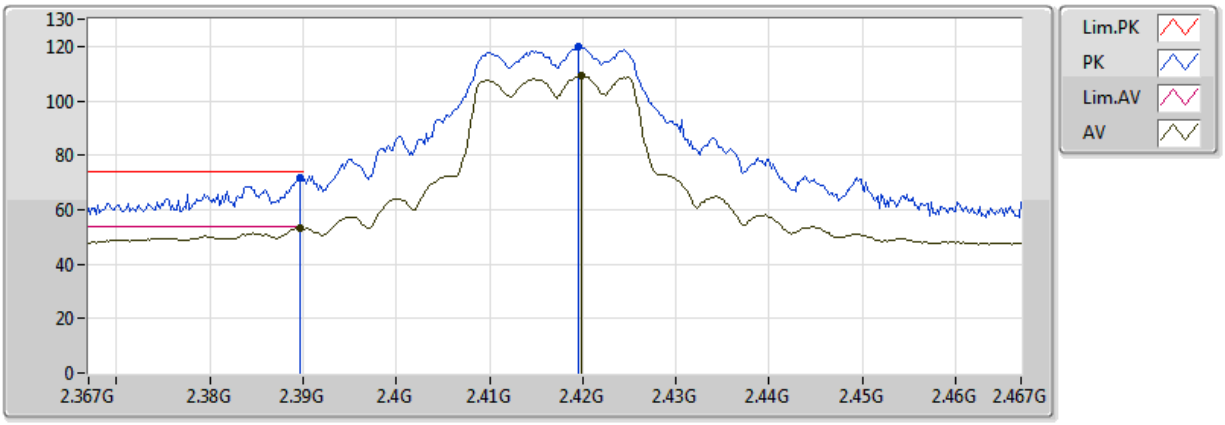

20180112
EUT Y_2TX
Setting 19
04-R-2
FSP(100142)

Type	Freq	Level	Limit	Margin	Factor	Dist	Condition	Azimuth	Height
	(Hz)	(dBuV/m)	(dBuV/m)	(dB)	(dB)	(m)		(°)	(m)
AV	2.3896G	53.31	54.00	-0.69	33.16	3	Vertical	158	1.73
AV	2.4198G	109.23	Inf	-Inf	33.17	3	Vertical	158	1.73
PK	2.3896G	71.77	74.00	-2.23	33.16	3	Vertical	158	1.73
PK	2.4196G	120.00	Inf	-Inf	33.17	3	Vertical	158	1.73

802.11g_Nss1,(6Mbps)_2TX

2417MHz_TX

13/01/2018

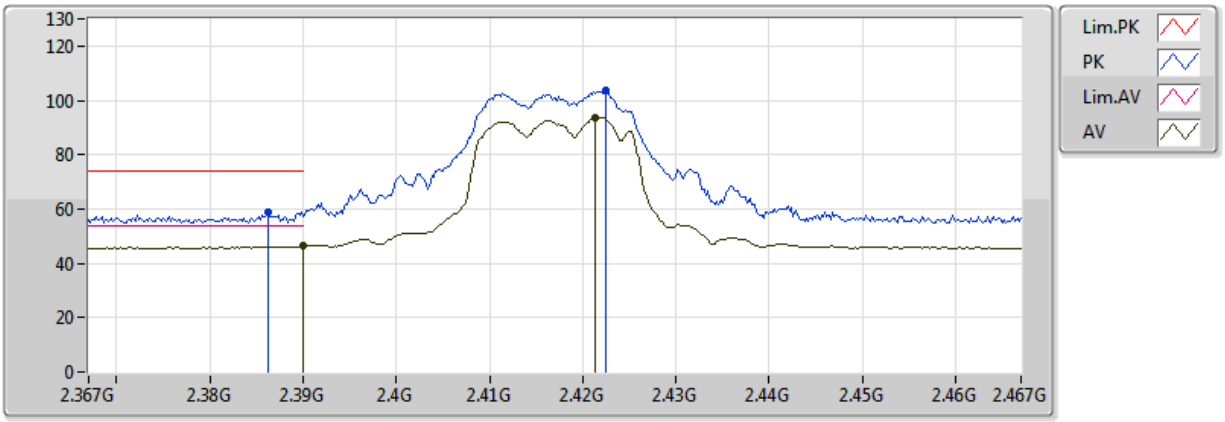

20180112
EUT Y_2TX
Setting 19
04-R-2
FSP(100142)

Type	Freq	Level	Limit	Margin	Factor	Dist	Condition	Azimuth	Height
	(Hz)	(dBuV/m)	(dBuV/m)	(dB)	(dB)	(m)		(°)	(m)
AV	2.39G	46.33	54.00	-7.67	33.16	3	Horizontal	302	1.50
AV	2.4214G	93.73	Inf	-Inf	33.17	3	Horizontal	302	1.50
PK	2.3862G	59.01	74.00	-14.99	33.16	3	Horizontal	302	1.50
PK	2.4224G	103.54	Inf	-Inf	33.17	3	Horizontal	302	1.50

802.11g_Nss1,(6Mbps)_2TX

2422MHz_TX

13/01/2018

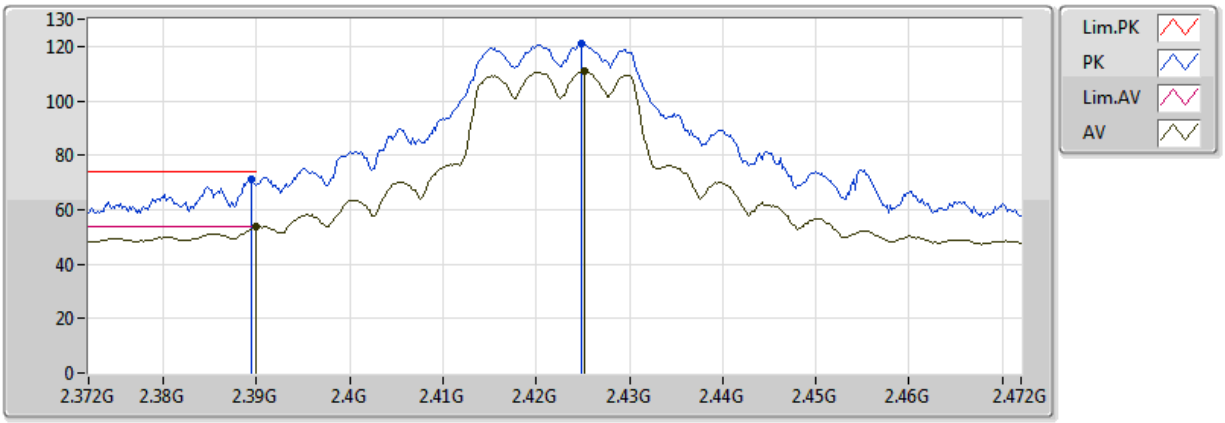

20180112
EUT Y_2TX
Setting 20
04-R-2
FSP(100142)

Type	Freq	Level	Limit	Margin	Factor	Dist	Condition	Azimuth	Height
	(Hz)	(dBuV/m)	(dBuV/m)	(dB)	(dB)	(m)		(°)	(m)
AV	2.39G	53.54	54.00	-0.46	33.16	3	Vertical	162	1.50
AV	2.4252G	110.82	Inf	-Inf	33.18	3	Vertical	162	1.50
PK	2.3894G	70.92	74.00	-3.08	33.16	3	Vertical	162	1.50
PK	2.4248G	120.80	Inf	-Inf	33.17	3	Vertical	162	1.50

802.11g_Nss1,(6Mbps)_2TX

2422MHz_TX

13/01/2018

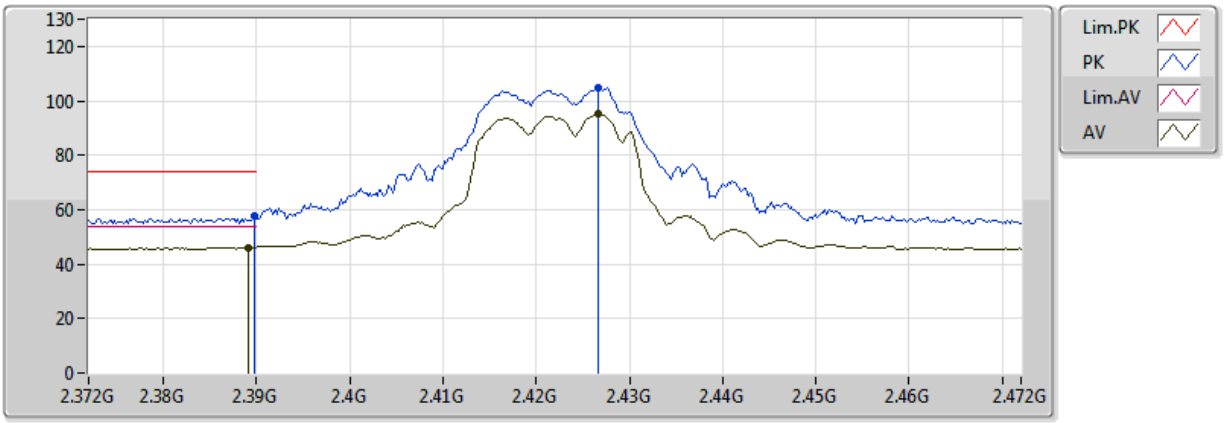

20180112
EUT Y_2TX
Setting 20
04-R-2
FSP(100142)

Type	Freq	Level	Limit	Margin	Factor	Dist	Condition	Azimuth	Height
	(Hz)	(dBuV/m)	(dBuV/m)	(dB)	(dB)	(m)		(°)	(m)
AV	2.3892G	46.11	54.00	-7.89	33.16	3	Horizontal	301	1.53
AV	2.4266G	95.04	Inf	-Inf	33.18	3	Horizontal	301	1.53
PK	2.3898G	57.58	74.00	-16.42	33.16	3	Horizontal	301	1.50
PK	2.4266G	104.55	Inf	-Inf	33.18	3	Horizontal	301	1.53

802.11g_Nss1,(6Mbps)_2TX

2427MHz_TX

13/01/2018

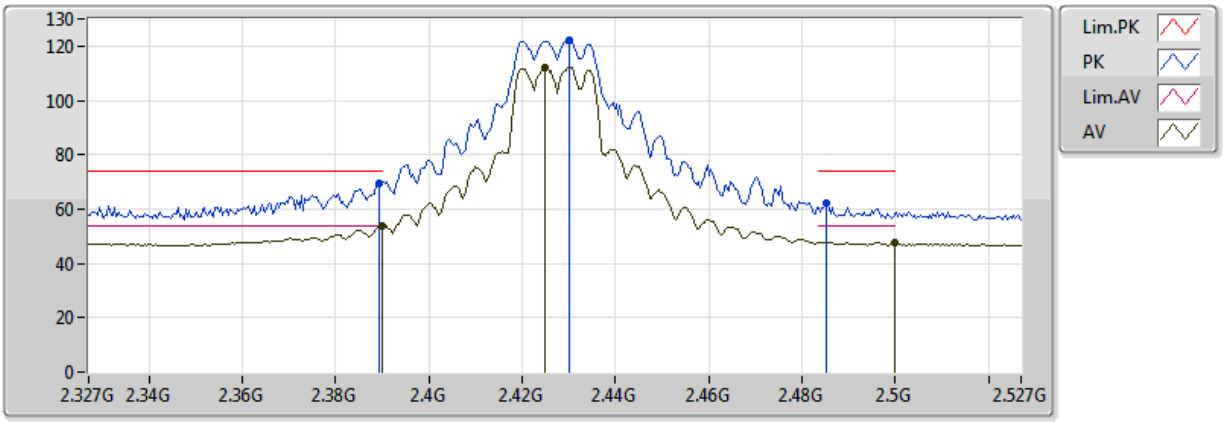

20180112
EUT Y_2TX
Setting 21.5
04-R-2
FSP(100142)

Type	Freq	Level	Limit	Margin	Factor	Dist	Condition	Azimuth	Height
	(Hz)	(dBuV/m)	(dBuV/m)	(dB)	(dB)	(m)		(°)	(m)
AV	2.389998G	53.99	54.00	-0.01	33.16	3	Vertical	160	1.46
AV	2.425G	112.34	Inf	-Inf	33.17	3	Vertical	160	1.46
AV	2.499998G	47.89	54.00	-6.11	33.19	3	Vertical	160	1.46
PK	2.3894G	69.68	74.00	-4.32	33.16	3	Vertical	160	1.46
PK	2.4302G	122.07	Inf	-Inf	33.18	3	Vertical	160	1.46
PK	2.4854G	62.11	74.00	-11.89	33.19	3	Vertical	160	1.46

802.11g_Nss1,(6Mbps)_2TX

2427MHz_TX

13/01/2018

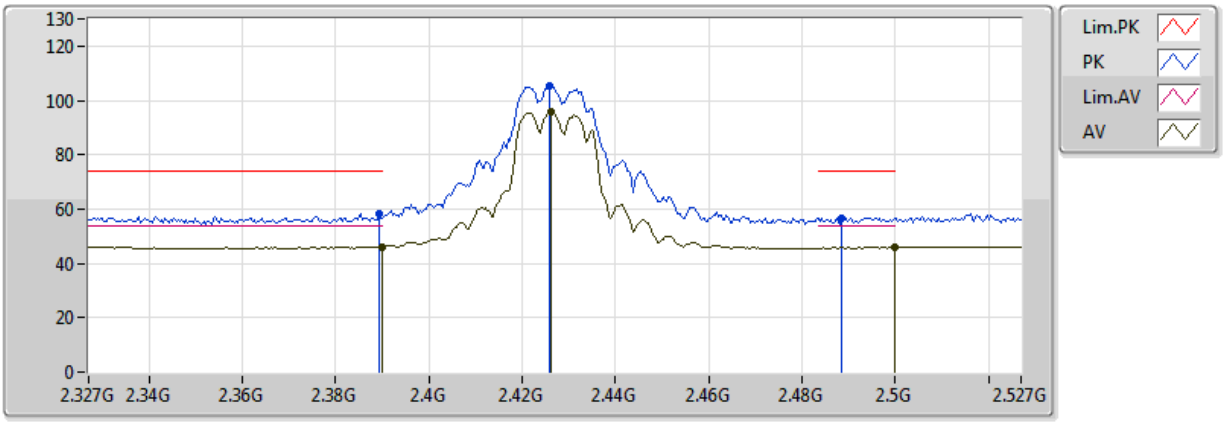

20180112
EUT Y_2TX
Setting 21.5
04-R-2
FSP(100142)

Type	Freq	Level	Limit	Margin	Factor	Dist	Condition	Azimuth	Height
	(Hz)	(dBuV/m)	(dBuV/m)	(dB)	(dB)	(m)		(°)	(m)
AV	2.389998G	46.17	54.00	-7.83	33.16	3	Horizontal	313	1.50
AV	2.4262G	96.06	Inf	-Inf	33.18	3	Horizontal	313	1.50
AV	2.499998G	46.12	54.00	-7.88	33.19	3	Horizontal	313	1.50
PK	2.3894G	58.12	74.00	-15.88	33.16	3	Horizontal	313	1.50
PK	2.4258G	105.44	Inf	-Inf	33.18	3	Horizontal	313	1.50
PK	2.4886G	56.78	74.00	-17.22	33.19	3	Horizontal	313	1.50

802.11g_Nss1,(6Mbps)_2TX

2432MHz_TX

13/01/2018

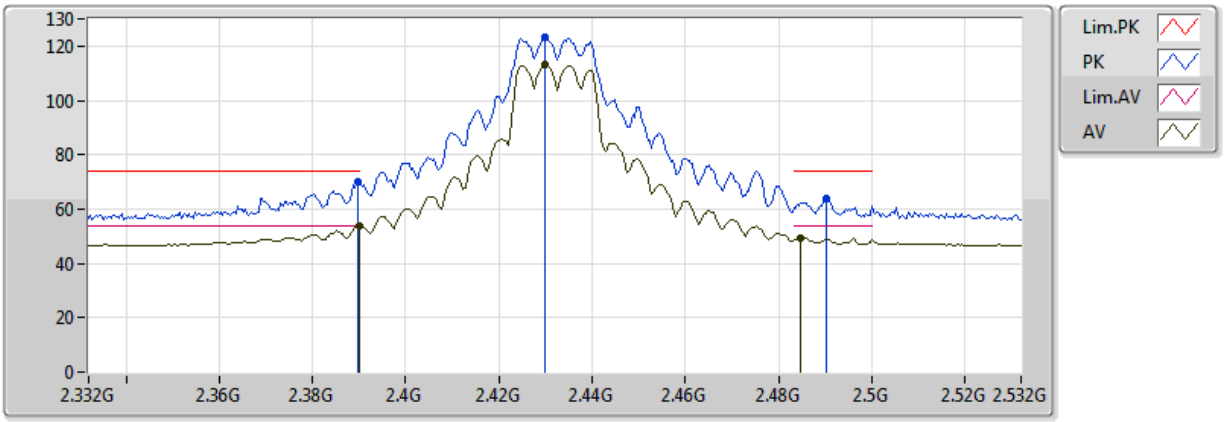

20180112
EUT Y_2TX
Setting 22.5
04-R-2
FSP(100142)

Type	Freq	Level	Limit	Margin	Factor	Dist	Condition	Azimuth	Height
	(Hz)	(dBuV/m)	(dBuV/m)	(dB)	(dB)	(m)		(°)	(m)
AV	2.39G	53.89	54.00	-0.11	33.16	3	Vertical	161	1.50
AV	2.43G	112.96	Inf	-Inf	33.18	3	Vertical	161	1.50
AV	2.4848G	49.55	54.00	-4.45	33.19	3	Vertical	161	1.50
PK	2.3896G	70.02	74.00	-3.98	33.16	3	Vertical	161	1.50
PK	2.43G	123.19	Inf	-Inf	33.18	3	Vertical	161	1.50
PK	2.4904G	64.10	74.00	-9.90	33.19	3	Vertical	161	1.50

802.11g_Nss1,(6Mbps)_2TX

2432MHz_TX

13/01/2018

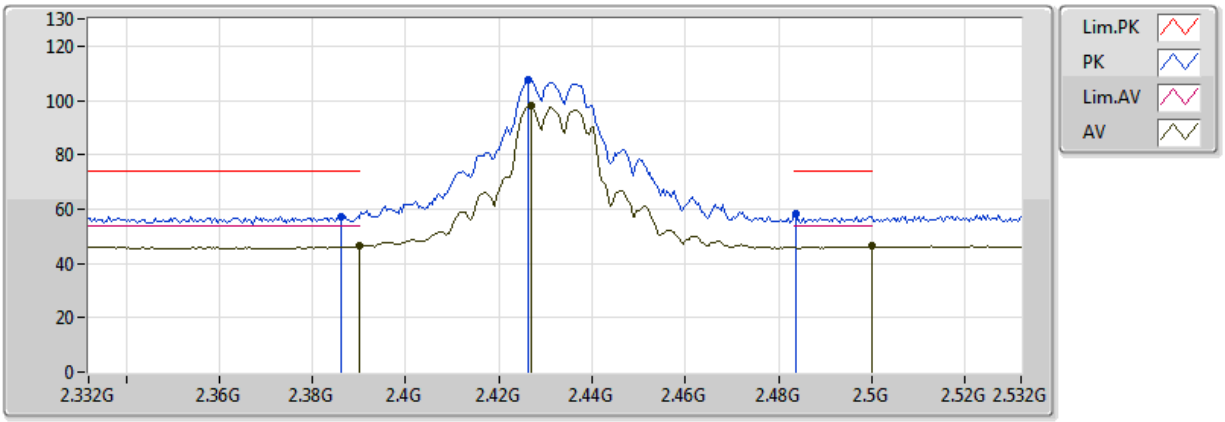

20180112
EUT Y_2TX
Setting 22.5
04-R-2
FSP(100142)

Type	Freq	Level	Limit	Margin	Factor	Dist	Condition	Azimuth	Height
	(Hz)	(dBuV/m)	(dBuV/m)	(dB)	(dB)	(m)		(°)	(m)
AV	2.39G	46.55	54.00	-7.45	33.16	3	Horizontal	301	1.52
AV	2.4268G	97.87	Inf	-Inf	33.18	3	Horizontal	301	1.52
AV	2.5G	46.43	54.00	-7.57	33.19	3	Horizontal	301	1.52
PK	2.386G	57.41	74.00	-16.59	33.16	3	Horizontal	301	1.52
PK	2.4264G	107.83	Inf	-Inf	33.18	3	Horizontal	301	1.52
PK	2.4836G	58.13	74.00	-15.87	33.19	3	Horizontal	301	1.52

802.11g_Nss1,(6Mbps)_2TX

2437MHz_TX

12/01/2018

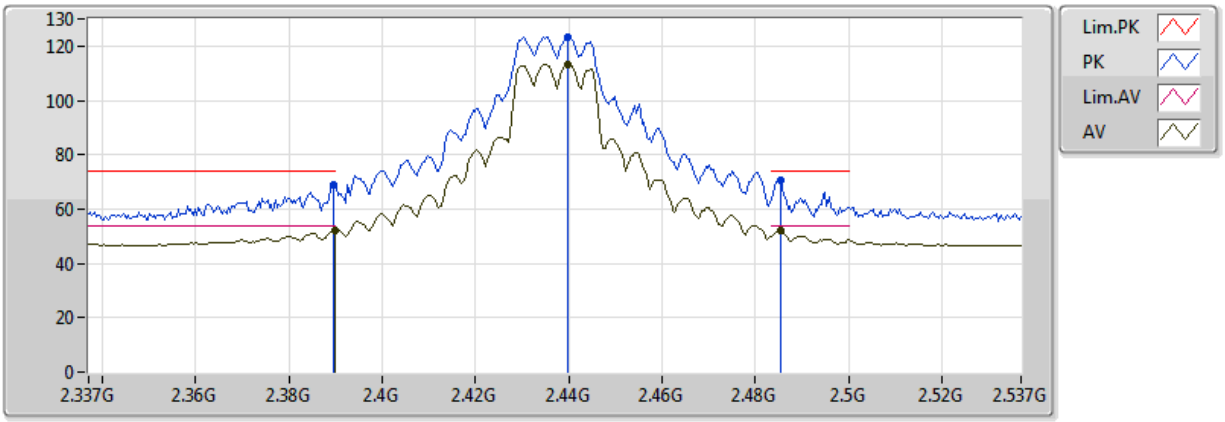

20180112
EUT Y_2TX
Setting 23
04-R-2
FSP(100142)

Type	Freq	Level	Limit	Margin	Factor	Dist	Condition	Azimuth	Height
	(Hz)	(dBuV/m)	(dBuV/m)	(dB)	(dB)	(m)		(°)	(m)
AV	2.389998G	52.29	54.00	-1.71	33.16	3	Vertical	159	1.36
AV	2.4398G	113.28	Inf	-Inf	33.18	3	Vertical	159	1.36
AV	2.4854G	52.05	54.00	-1.95	33.19	3	Vertical	159	1.36
PK	2.3894G	68.70	74.00	-5.30	33.16	3	Vertical	159	1.36
PK	2.4398G	123.42	Inf	-Inf	33.18	3	Vertical	159	1.36
PK	2.4854G	70.49	74.00	-3.51	33.19	3	Vertical	159	1.36

802.11g_Nss1,(6Mbps)_2TX

2437MHz_TX

12/01/2018

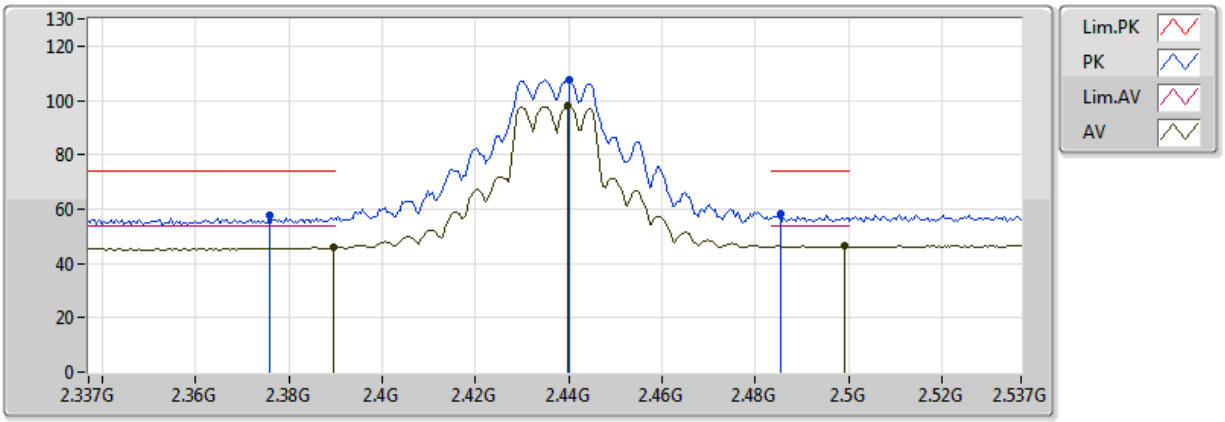

20180112
EUT Y_2TX
Setting 23
04-R-2
FSP(100142)

Type	Freq	Level	Limit	Margin	Factor	Dist	Condition	Azimuth	Height
	(Hz)	(dBuV/m)	(dBuV/m)	(dB)	(dB)	(m)		(°)	(m)
AV	2.3894G	45.79	54.00	-8.21	33.16	3	Horizontal	163	1.50
AV	2.4398G	97.94	Inf	-Inf	33.18	3	Horizontal	163	1.50
AV	2.499G	46.26	54.00	-7.74	33.19	3	Horizontal	163	1.50
PK	2.3758G	57.54	74.00	-16.46	33.16	3	Horizontal	163	1.50
PK	2.4402G	107.79	Inf	-Inf	33.18	3	Horizontal	163	1.50
PK	2.4854G	58.15	74.00	-15.85	33.19	3	Horizontal	163	1.50

802.11g_Nss1,(6Mbps)_2TX

2437MHz_TX

12/01/2018

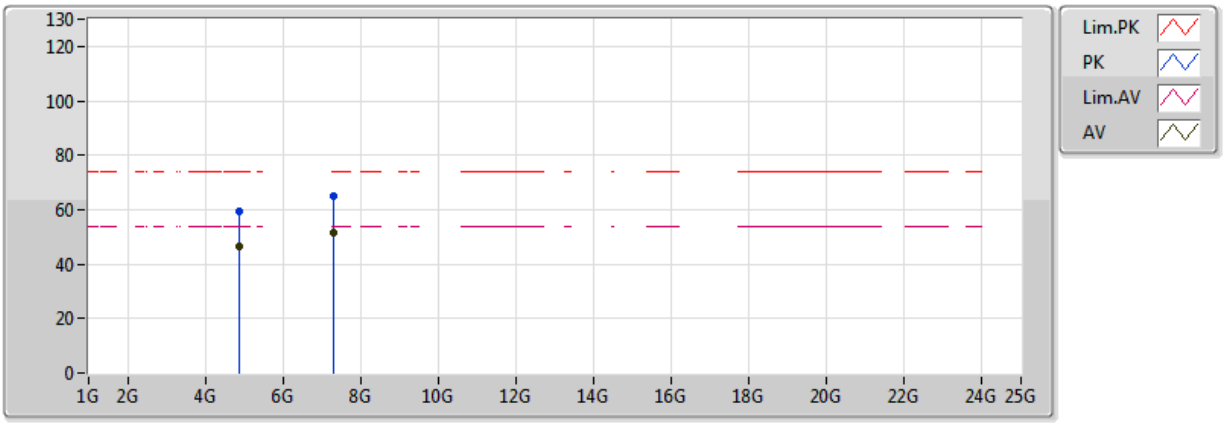

20180112
EUT Y_2TX
Setting 23
04-R-2
FSP(100142)

Type	Freq	Level	Limit	Margin	Factor	Dist	Condition	Azimuth	Height
	(Hz)	(dBuV/m)	(dBuV/m)	(dB)	(dB)	(m)		(°)	(m)
AV	4.874G	46.76	54.00	-7.24	3.27	3	Vertical	357	1.54
AV	7.3098G	51.46	54.00	-2.54	9.47	3	Vertical	324	1.62
PK	4.87448G	59.25	74.00	-14.75	3.27	3	Vertical	357	1.54
PK	7.30412G	64.83	74.00	-9.17	9.47	3	Vertical	324	1.62

802.11g_Nss1,(6Mbps)_2TX

2437MHz_TX

12/01/2018

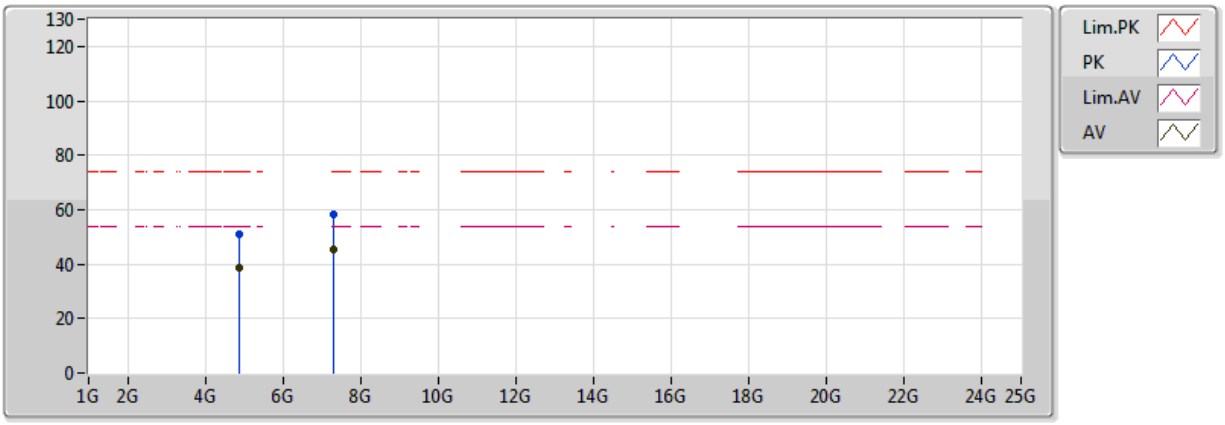

20180112
EUT Y_2TX
Setting 23
04-R-2
FSP(100142)

Type	Freq	Level	Limit	Margin	Factor	Dist	Condition	Azimuth	Height
	(Hz)	(dBuV/m)	(dBuV/m)	(dB)	(dB)	(m)		(°)	(m)
AV	4.87392G	38.85	54.00	-15.15	3.27	3	Horizontal	237	2.97
AV	7.30932G	45.21	54.00	-8.79	9.47	3	Horizontal	166	2.61
PK	4.86856G	51.11	74.00	-22.89	3.26	3	Horizontal	237	2.97
PK	7.31956G	58.55	74.00	-15.45	9.48	3	Horizontal	166	2.61

802.11g_Nss1,(6Mbps)_2TX

2442MHz_TX

13/01/2018

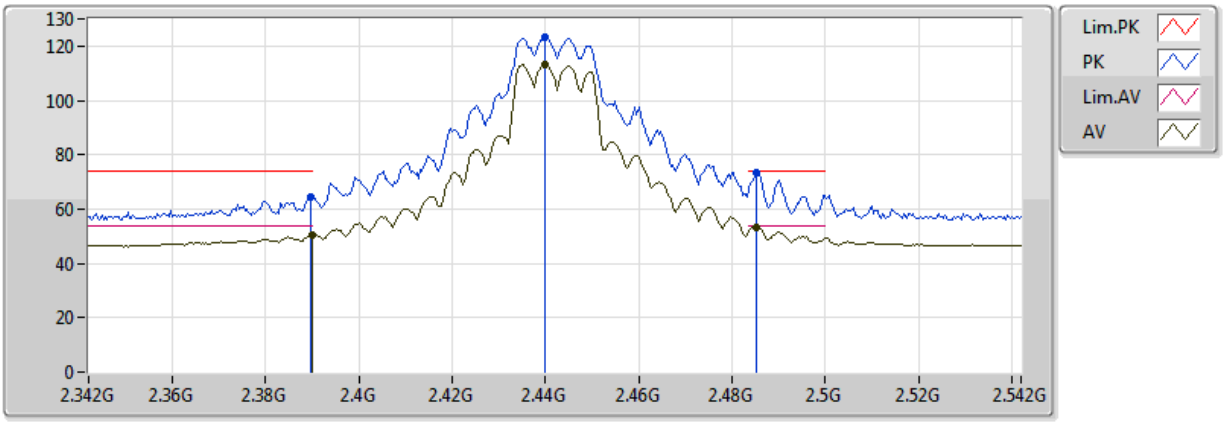

20180112
EUT Y_2TX
Setting 23
04-R-2
FSP(100142)

Type	Freq	Level	Limit	Margin	Factor	Dist	Condition	Azimuth	Height
	(Hz)	(dBuV/m)	(dBuV/m)	(dB)	(dB)	(m)		(°)	(m)
AV	2.39G	50.67	54.00	-3.33	33.16	3	Vertical	159	1.38
AV	2.44G	113.32	Inf	-Inf	33.18	3	Vertical	159	1.38
AV	2.4852G	53.43	54.00	-0.57	33.19	3	Vertical	159	1.38
PK	2.3896G	64.69	74.00	-9.31	33.16	3	Vertical	159	1.38
PK	2.44G	123.05	Inf	-Inf	33.18	3	Vertical	159	1.38
PK	2.4852G	73.53	74.00	-0.47	33.19	3	Vertical	159	1.38

802.11g_Nss1,(6Mbps)_2TX

2442MHz_TX

13/01/2018

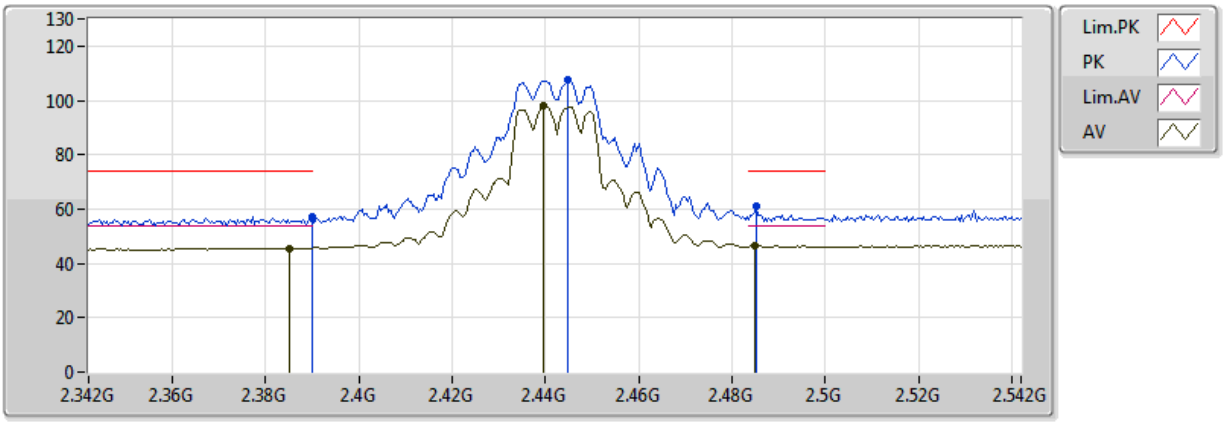

20180112
EUT Y_2TX
Setting 23
04-R-2
FSP(100142)

Type	Freq	Level	Limit	Margin	Factor	Dist	Condition	Azimuth	Height
	(Hz)	(dBuV/m)	(dBuV/m)	(dB)	(dB)	(m)		(°)	(m)
AV	2.3852G	45.65	54.00	-8.35	33.16	3	Horizontal	165	1.50
AV	2.4396G	98.10	Inf	-Inf	33.18	3	Horizontal	165	1.50
AV	2.4848G	46.73	54.00	-7.27	33.19	3	Horizontal	165	1.50
PK	2.39G	57.41	74.00	-16.59	33.16	3	Horizontal	165	1.50
PK	2.4448G	107.37	Inf	-Inf	33.18	3	Horizontal	165	1.50
PK	2.4852G	61.14	74.00	-12.86	33.19	3	Horizontal	165	1.50

802.11g_Nss1,(6Mbps)_2TX

2447MHz_TX

13/01/2018

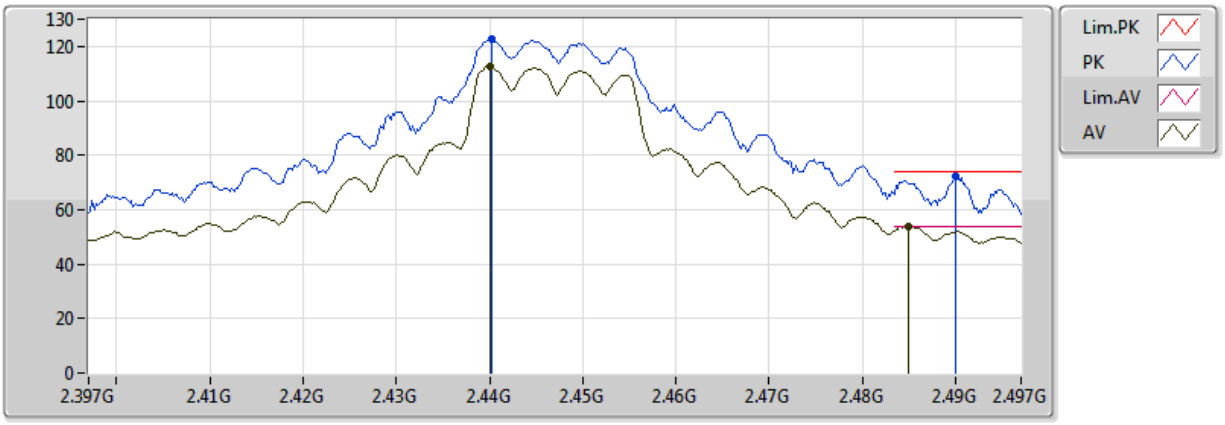

20180112
EUT Y_2TX
Setting 22
04-R-2
FSP(100142)

Type	Freq	Level	Limit	Margin	Factor	Dist	Condition	Azimuth	Height
	(Hz)	(dBuV/m)	(dBuV/m)	(dB)	(dB)	(m)		(°)	(m)
AV	2.44G	112.52	Inf	-Inf	33.18	3	Vertical	159	1.38
AV	2.485G	53.98	54.00	-0.02	33.19	3	Vertical	159	1.38
PK	2.4402G	122.72	Inf	-Inf	33.18	3	Vertical	159	1.38
PK	2.49G	72.17	74.00	-1.83	33.19	3	Vertical	159	1.38

802.11g_Nss1,(6Mbps)_2TX

2447MHz_TX

13/01/2018

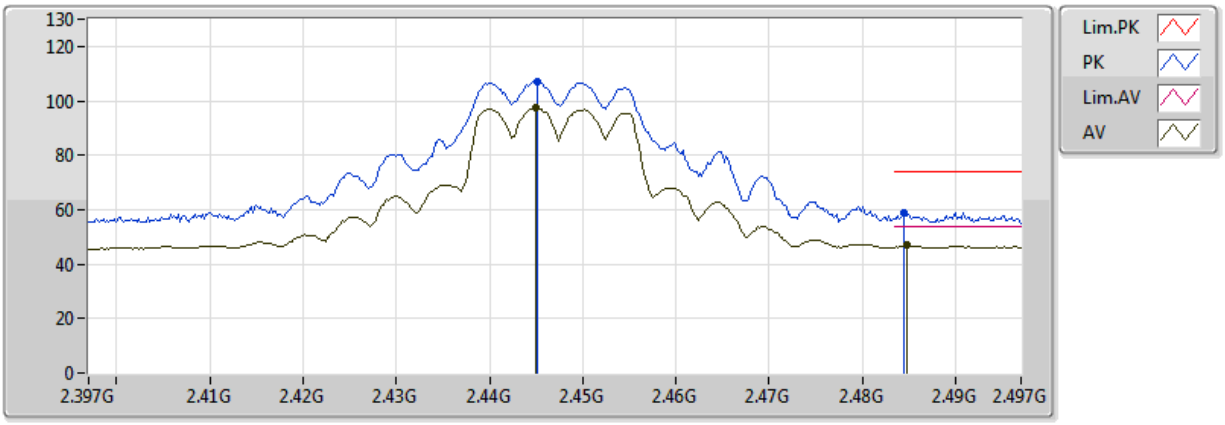

20180112
EUT Y_2TX
Setting 22
04-R-2
FSP(100142)

Type	Freq	Level	Limit	Margin	Factor	Dist	Condition	Azimuth	Height
	(Hz)	(dBuV/m)	(dBuV/m)	(dB)	(dB)	(m)		(°)	(m)
AV	2.445G	97.47	Inf	-Inf	33.18	3	Horizontal	164	1.53
AV	2.4848G	46.80	54.00	-7.20	33.19	3	Horizontal	164	1.53
PK	2.4452G	107.20	Inf	-Inf	33.18	3	Horizontal	164	1.53
PK	2.4844G	58.95	74.00	-15.05	33.19	3	Horizontal	164	1.53

802.11g_Nss1,(6Mbps)_2TX

2452MHz_TX

13/01/2018

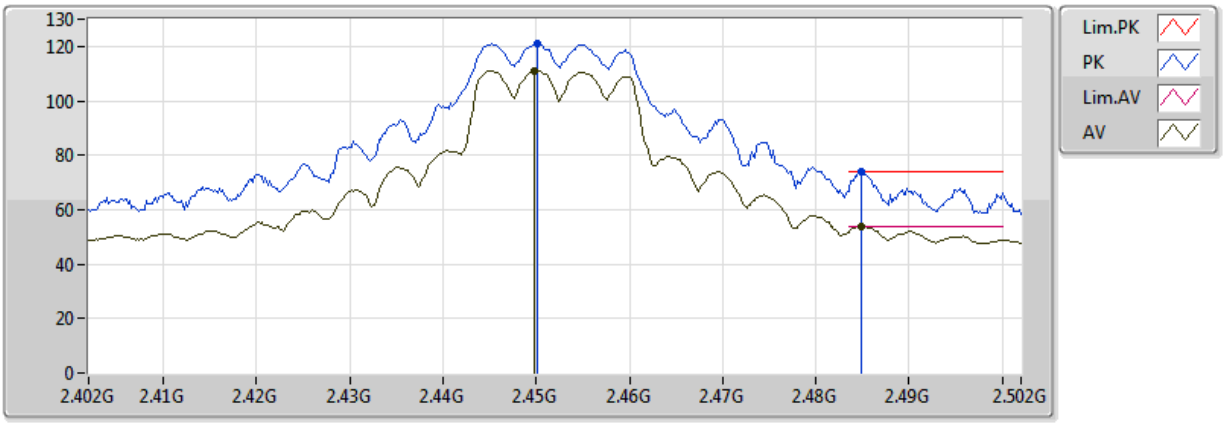

20180112
EUT Y_2TX
Setting 21
04-R-2
FSP(100142)

Type	Freq	Level	Limit	Margin	Factor	Dist	Condition	Azimuth	Height
	(Hz)	(dBuV/m)	(dBuV/m)	(dB)	(dB)	(m)		(°)	(m)
AV	2.4498G	111.01	Inf	-Inf	33.18	3	Vertical	17	1.47
AV	2.4848G	53.99	54.00	-0.01	33.19	3	Vertical	17	1.47
PK	2.4502G	121.09	Inf	-Inf	33.18	3	Vertical	17	1.47
PK	2.4848G	73.92	74.00	-0.08	33.19	3	Vertical	17	1.47

802.11g_Nss1,(6Mbps)_2TX

2452MHz_TX

13/01/2018

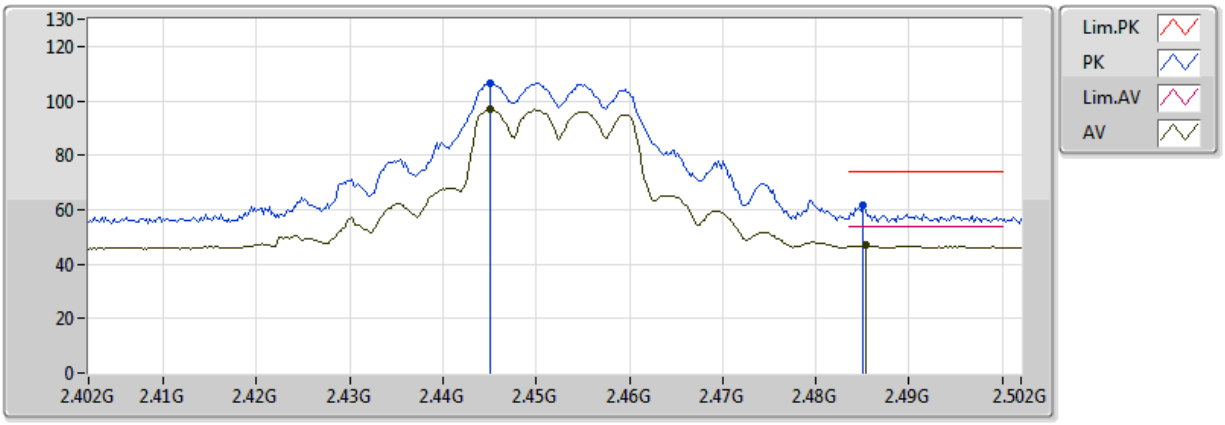

20180112
EUT Y_2TX
Setting 21
04-R-2
FSP(100142)

Type	Freq	Level	Limit	Margin	Factor	Dist	Condition	Azimuth	Height
	(Hz)	(dBuV/m)	(dBuV/m)	(dB)	(dB)	(m)		(°)	(m)
AV	2.445G	96.85	Inf	-Inf	33.18	3	Horizontal	166	1.53
AV	2.4854G	46.99	54.00	-7.01	33.19	3	Horizontal	166	1.53
PK	2.445G	106.54	Inf	-Inf	33.18	3	Horizontal	166	1.53
PK	2.485G	61.71	74.00	-12.29	33.19	3	Horizontal	166	1.53

802.11g_Nss1,(6Mbps)_2TX

2457MHz_TX

13/01/2018

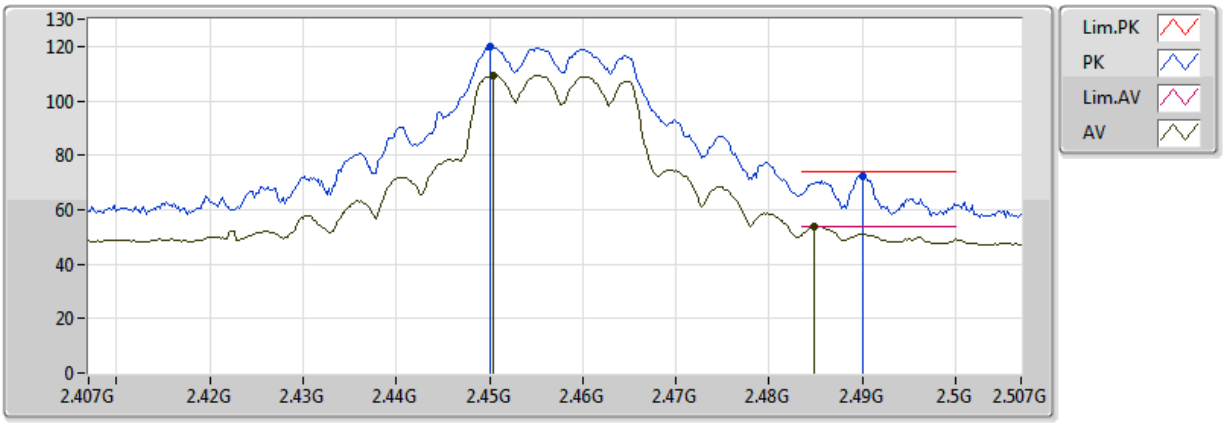

20180112
EUT Y_2TX
Setting 19.5
04-R-2
FSP(100142)

Type	Freq	Level	Limit	Margin	Factor	Dist	Condition	Azimuth	Height
	(Hz)	(dBuV/m)	(dBuV/m)	(dB)	(dB)	(m)		(°)	(m)
AV	2.4504G	109.38	Inf	-Inf	33.18	3	Vertical	15	1.43
AV	2.4848G	53.94	54.00	-0.06	33.19	3	Vertical	15	1.43
PK	2.45G	119.71	Inf	-Inf	33.18	3	Vertical	15	1.43
PK	2.49G	72.40	74.00	-1.60	33.19	3	Vertical	15	1.43

802.11g_Nss1,(6Mbps)_2TX

2457MHz_TX

13/01/2018

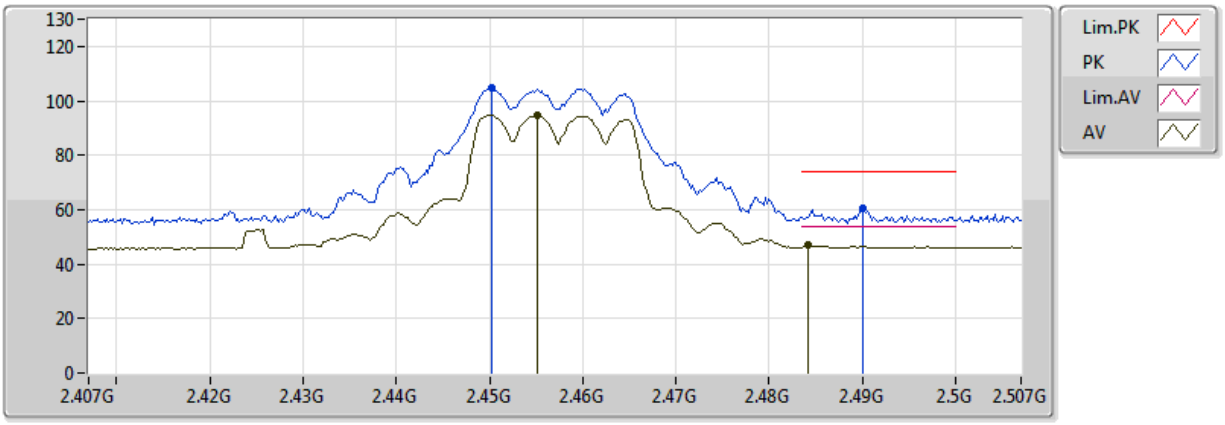

20180112
EUT Y_2TX
Setting 19.5
04-R-2
FSP(100142)

Type	Freq	Level	Limit	Margin	Factor	Dist	Condition	Azimuth	Height
	(Hz)	(dBuV/m)	(dBuV/m)	(dB)	(dB)	(m)		(°)	(m)
AV	2.4552G	94.63	Inf	-Inf	33.18	3	Horizontal	165	1.50
AV	2.4842G	46.86	54.00	-7.14	33.19	3	Horizontal	165	1.50
PK	2.4502G	104.70	Inf	-Inf	33.18	3	Horizontal	165	1.50
PK	2.49G	60.25	74.00	-13.75	33.19	3	Horizontal	165	1.50

802.11g_Nss1,(6Mbps)_2TX

2462MHz_TX

06/01/2018

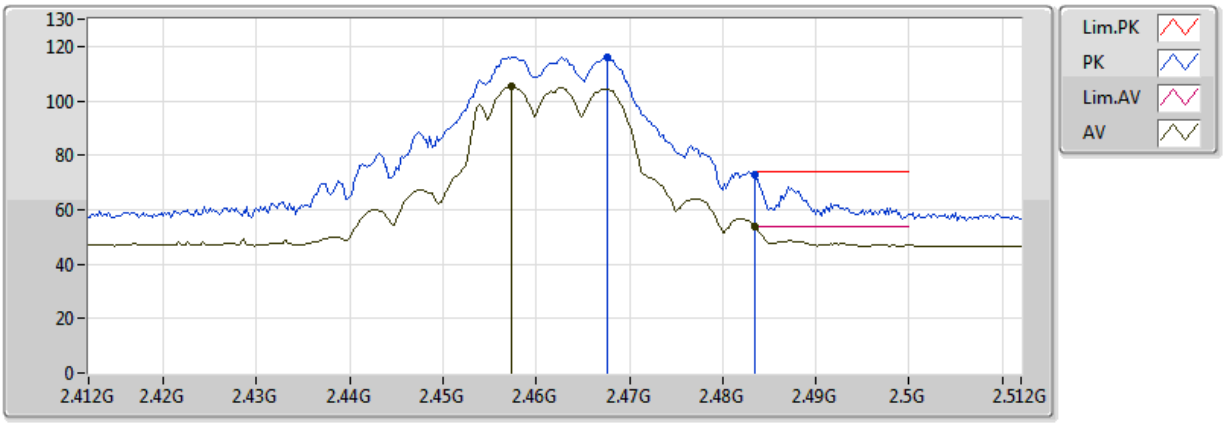

20180106
EUT Y_2TX
Setting 17.5
04-C-4
FSP(100142)

Type	Freq	Level	Limit	Margin	Factor	Dist	Condition	Azimuth	Height
	(Hz)	(dBuV/m)	(dBuV/m)	(dB)	(dB)	(m)		(°)	(m)
AV	2.4574G	105.17	Inf	-Inf	33.18	3	Vertical	180	1.50
AV	2.483502G	53.97	54.00	-0.03	33.19	3	Vertical	180	1.50
PK	2.4676G	116.22	Inf	-Inf	33.18	3	Vertical	180	1.50
PK	2.483502G	72.71	74.00	-1.29	33.19	3	Vertical	180	1.50

802.11g_Nss1,(6Mbps)_2TX

2462MHz_TX

06/01/2018

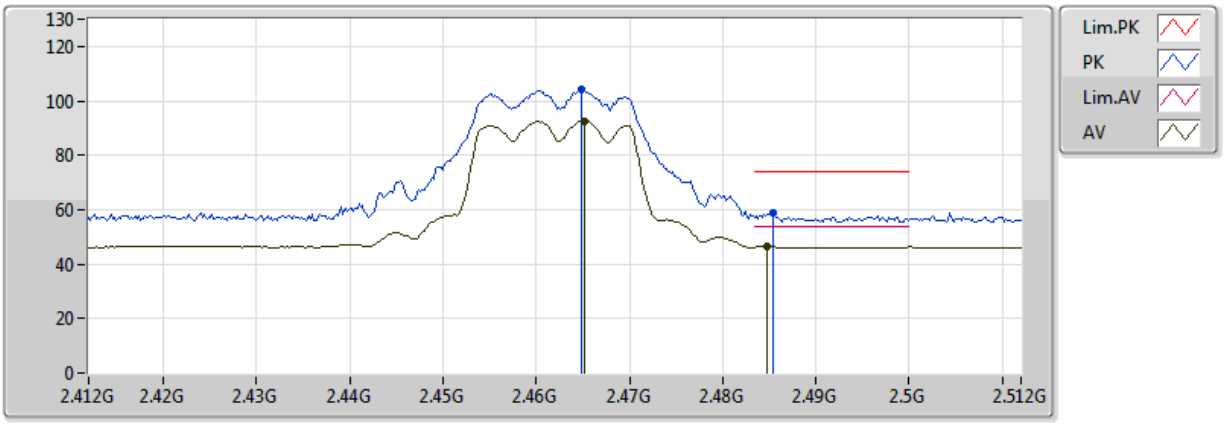

20180106
EUT Y_2TX
Setting 17.5
04-C-4
FSP(100142)

Type	Freq	Level	Limit	Margin	Factor	Dist	Condition	Azimuth	Height
	(Hz)	(dBuV/m)	(dBuV/m)	(dB)	(dB)	(m)		(°)	(m)
AV	2.4652G	92.67	Inf	-Inf	33.18	3	Horizontal	198	2.18
AV	2.4848G	46.41	54.00	-7.59	33.19	3	Horizontal	198	2.18
PK	2.4648G	104.21	Inf	-Inf	33.18	3	Horizontal	198	2.18
PK	2.4854G	58.62	74.00	-15.38	33.19	3	Horizontal	198	2.18

802.11g_Nss1,(6Mbps)_2TX

2462MHz_TX

09/01/2018

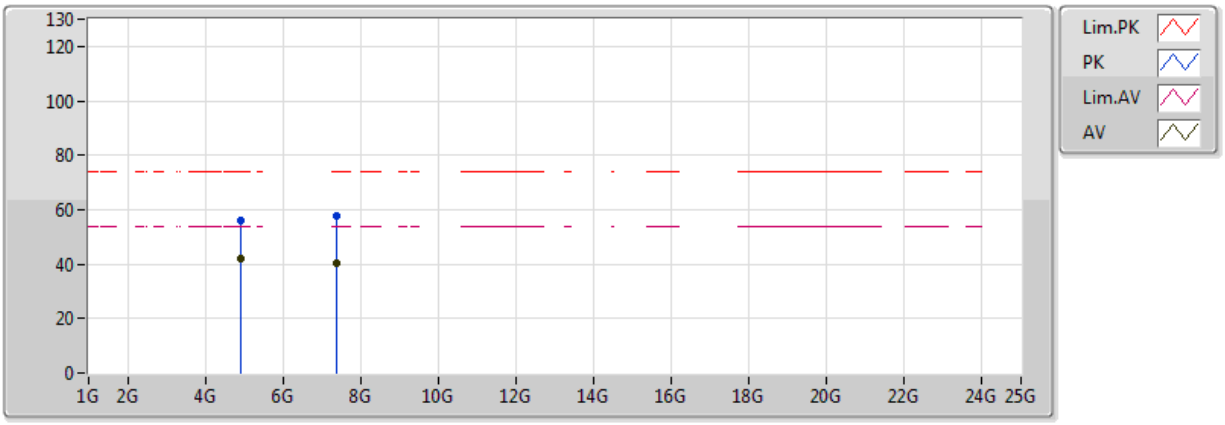

20180109
EUT Y_2TX
Setting 17.5
02-R-5
FSU

Type	Freq	Level	Limit	Margin	Factor	Dist	Condition	Azimuth	Height
	(Hz)	(dBuV/m)	(dBuV/m)	(dB)	(dB)	(m)		(°)	(m)
AV	4.9241G	42.25	54.00	-11.75	9.38	3	Vertical	222	1.49
AV	7.385G	40.40	54.00	-13.60	11.94	3	Vertical	262	2.62
PK	4.9242G	55.87	74.00	-18.13	9.38	3	Vertical	222	1.49
PK	7.3855G	57.82	74.00	-16.18	11.94	3	Vertical	262	2.62

802.11g_Nss1,(6Mbps)_2TX

2462MHz_TX

09/01/2018

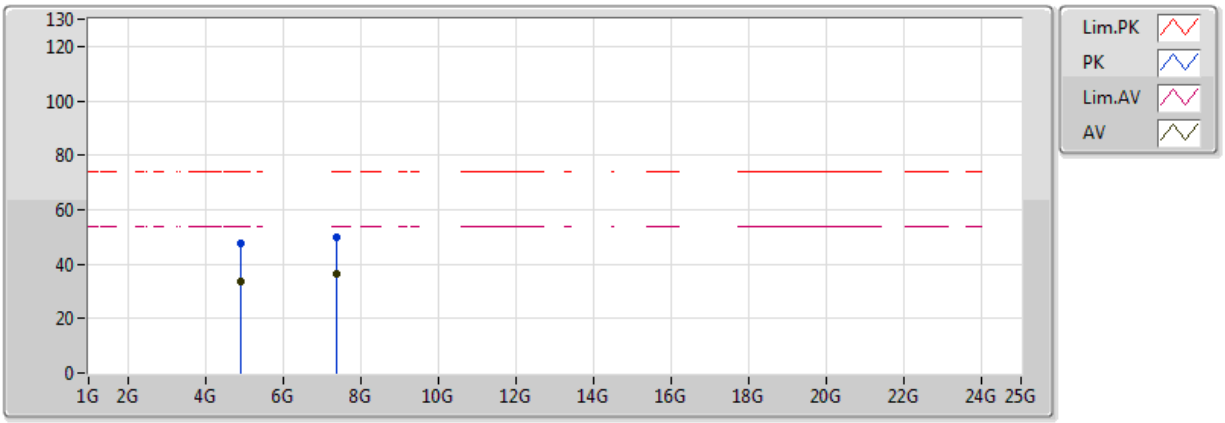

20180109
EUT Y_2TX
Setting 17.5
02-R-5
FSU

Type	Freq	Level	Limit	Margin	Factor	Dist	Condition	Azimuth	Height
	(Hz)	(dBuV/m)	(dBuV/m)	(dB)	(dB)	(m)		(°)	(m)
AV	4.9226G	33.84	54.00	-20.16	9.38	3	Horizontal	60	1.58
AV	7.3882G	36.62	54.00	-17.38	11.94	3	Horizontal	108	1.05
PK	4.9172G	47.71	74.00	-26.29	9.37	3	Horizontal	60	1.58
PK	7.3833G	50.00	74.00	-24.00	11.93	3	Horizontal	108	1.05

802.11n HT20_Nss1,(MCS0)_2TX

2412MHz_TX

06/01/2018

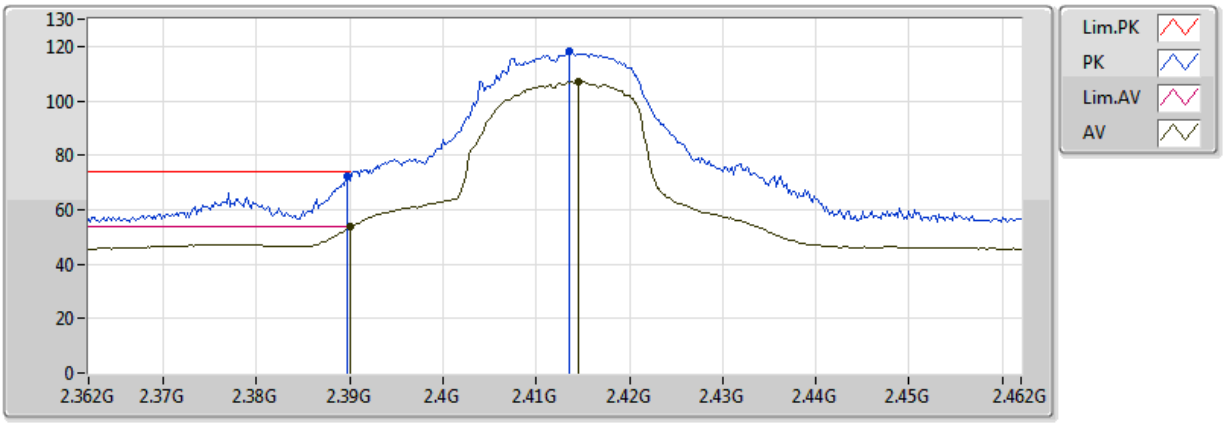

20180106
EUT Y_2TX
Setting 17.5
04-C-4
FSP(100142)

Type	Freq	Level	Limit	Margin	Factor	Dist	Condition	Azimuth	Height
	(Hz)	(dBuV/m)	(dBuV/m)	(dB)	(dB)	(m)		(°)	(m)
AV	2.39G	53.67	54.00	-0.33	33.16	3	Vertical	1	1.34
AV	2.4146G	106.98	Inf	-Inf	33.17	3	Vertical	1	1.34
PK	2.3898G	72.42	74.00	-1.58	33.16	3	Vertical	1	1.34
PK	2.4136G	118.23	Inf	-Inf	33.17	3	Vertical	1	1.34

802.11n HT20_Nss1,(MCS0)_2TX

2412MHz_TX

06/01/2018

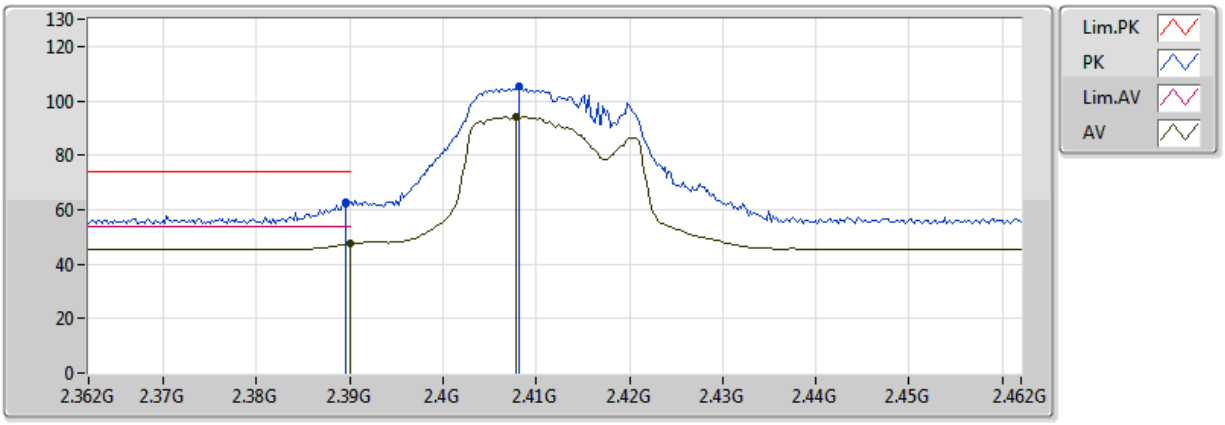

20180106
EUT Y_2TX
Setting 17.5
04-C-4
FSP(100142)

Type	Freq	Level	Limit	Margin	Factor	Dist	Condition	Azimuth	Height
	(Hz)	(dBuV/m)	(dBuV/m)	(dB)	(dB)	(m)		(°)	(m)
AV	2.39G	47.58	54.00	-6.42	33.16	3	Horizontal	136	1.80
AV	2.4078G	94.04	Inf	-Inf	33.17	3	Horizontal	136	1.80
PK	2.3896G	62.73	74.00	-11.27	33.16	3	Horizontal	136	1.80
PK	2.4082G	105.25	Inf	-Inf	33.17	3	Horizontal	136	1.80

802.11n HT20_Nss1,(MCS0)_2TX

2412MHz_TX

09/01/2018

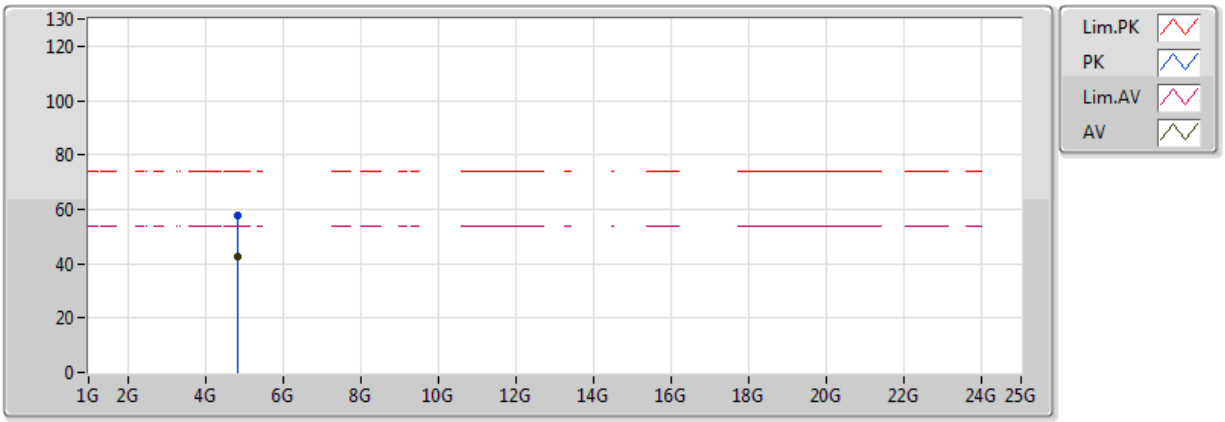

20180109
EUT Y_2TX
Setting 17.5
02-R-5
FSU

Type	Freq	Level	Limit	Margin	Factor	Dist	Condition	Azimuth	Height
	(Hz)	(dBuV/m)	(dBuV/m)	(dB)	(dB)	(m)		(°)	(m)
AV	4.8213G	42.57	54.00	-11.43	9.18	3	Vertical	275	1.50
PK	4.822G	57.53	74.00	-16.47	9.18	3	Vertical	275	1.50

802.11n HT20_Nss1,(MCS0)_2TX

2412MHz_TX

09/01/2018

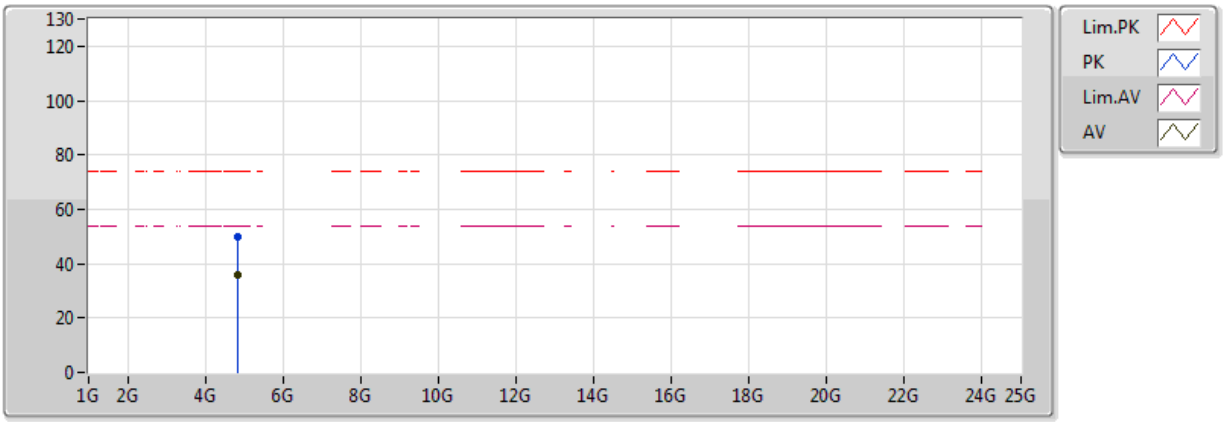

20180109
EUT Y_2TX
Setting 17.5
02-R-5
FSU

Type	Freq	Level	Limit	Margin	Factor	Dist	Condition	Azimuth	Height
	(Hz)	(dBuV/m)	(dBuV/m)	(dB)	(dB)	(m)		(°)	(m)
AV	4.824G	35.99	54.00	-18.01	9.19	3	Horizontal	120	2.97
PK	4.8204G	49.98	74.00	-24.02	9.18	3	Horizontal	120	2.97

802.11n HT20_Nss1,(MCS0)_2TX

2417MHz_TX

13/01/2018

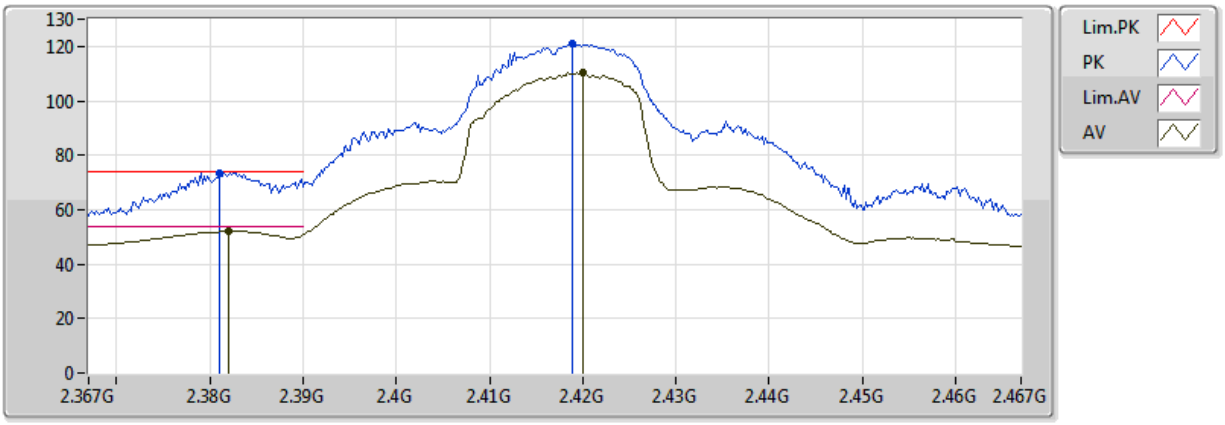

20180112
EUT Y_2TX
Setting 20.5
04-R-2
FSP(100142)

Type	Freq	Level	Limit	Margin	Factor	Dist	Condition	Azimuth	Height
	(Hz)	(dBuV/m)	(dBuV/m)	(dB)	(dB)	(m)		(°)	(m)
AV	2.382G	52.28	54.00	-1.72	33.16	3	Vertical	1	1.74
AV	2.42G	110.19	Inf	-Inf	33.17	3	Vertical	1	1.74
PK	2.381G	73.55	74.00	-0.45	33.16	3	Vertical	1	1.74
PK	2.4188G	121.17	Inf	-Inf	33.17	3	Vertical	1	1.74

802.11n HT20_Nss1,(MCS0)_2TX

2417MHz_TX

13/01/2018

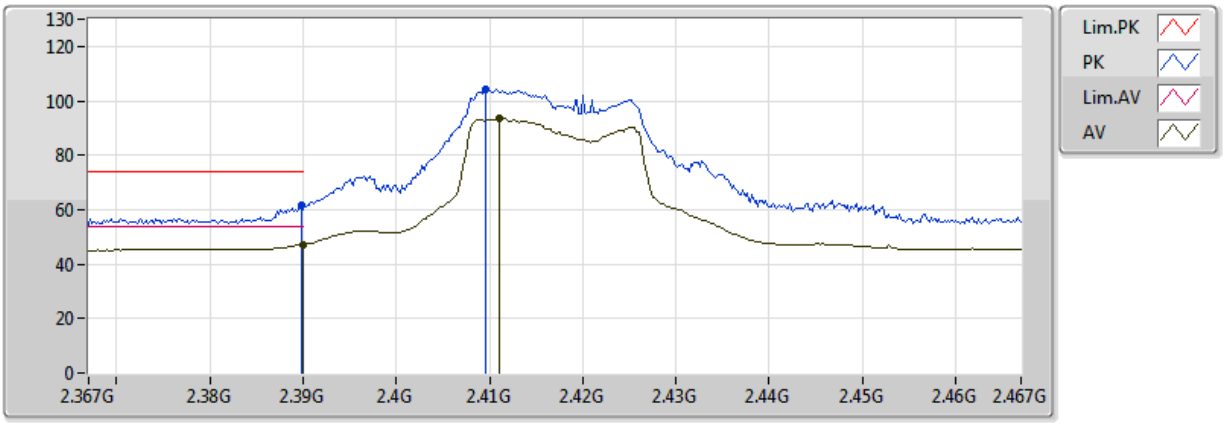

20180112
EUT Y_2TX
Setting 20.5
04-R-2
FSP(100142)

Type	Freq	Level	Limit	Margin	Factor	Dist	Condition	Azimuth	Height
	(Hz)	(dBuV/m)	(dBuV/m)	(dB)	(dB)	(m)		(°)	(m)
AV	2.39G	47.21	54.00	-6.79	33.16	3	Horizontal	169	1.50
AV	2.411G	93.41	Inf	-Inf	33.17	3	Horizontal	169	1.50
PK	2.3898G	61.77	74.00	-12.23	33.16	3	Horizontal	169	1.50
PK	2.4096G	104.11	Inf	-Inf	33.17	3	Horizontal	169	1.50

802.11n HT20_Nss1,(MCS0)_2TX

2422MHz_TX

13/01/2018

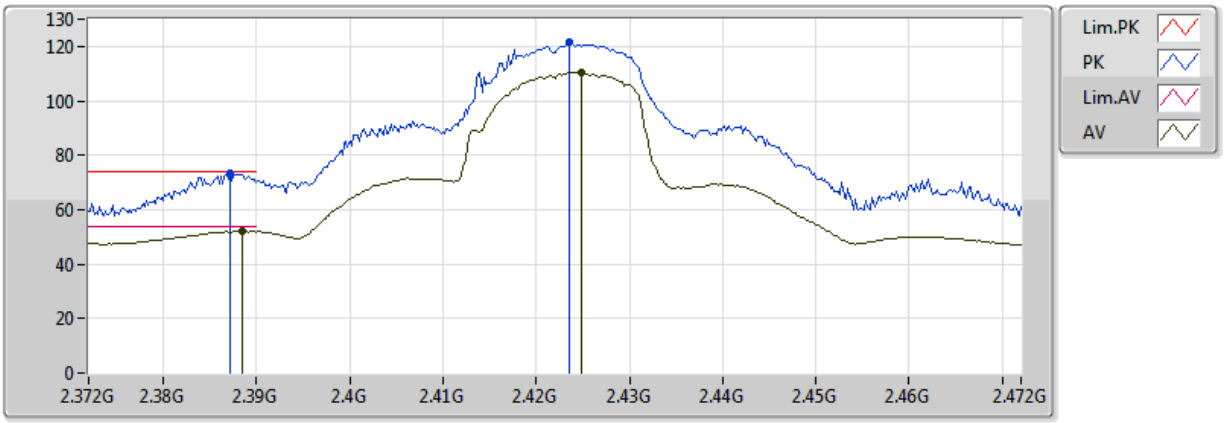

20180112
EUT Y_2TX
Setting 20.5
04-R-2
FSP(100142)

Type	Freq	Level	Limit	Margin	Factor	Dist	Condition	Azimuth	Height
	(Hz)	(dBuV/m)	(dBuV/m)	(dB)	(dB)	(m)		(°)	(m)
AV	2.3884G	52.17	54.00	-1.83	33.16	3	Vertical	0	1.45
AV	2.4248G	110.46	Inf	-Inf	33.17	3	Vertical	0	1.45
PK	2.3872G	73.54	74.00	-0.46	33.16	3	Vertical	0	1.45
PK	2.4236G	121.80	Inf	-Inf	33.17	3	Vertical	0	1.45

802.11n HT20_Nss1,(MCS0)_2TX

2422MHz_TX

13/01/2018

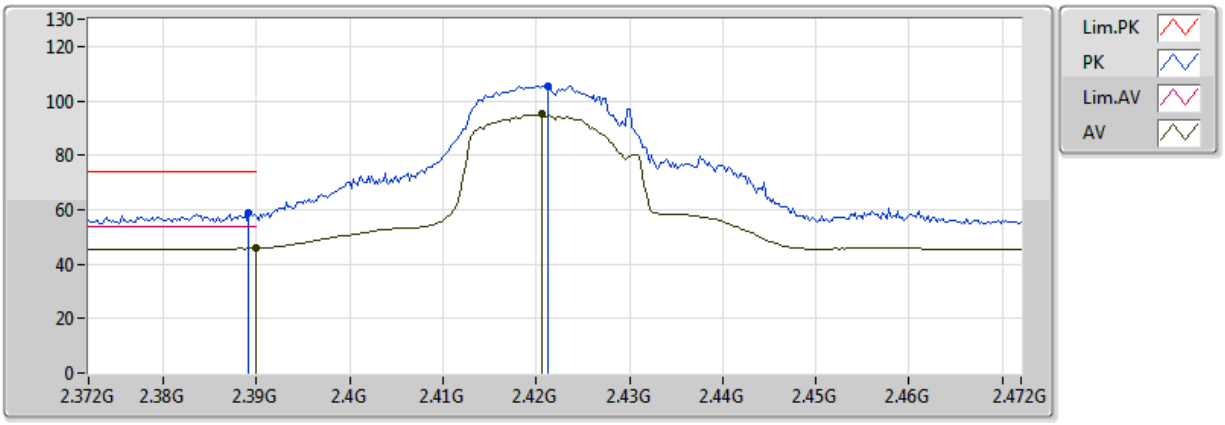

20180112
EUT Y_2TX
Setting 20.5
04-R-2
FSP(100142)

Type	Freq	Level	Limit	Margin	Factor	Dist	Condition	Azimuth	Height
	(Hz)	(dBuV/m)	(dBuV/m)	(dB)	(dB)	(m)		(°)	(m)
AV	2.39G	45.87	54.00	-8.13	33.16	3	Horizontal	310	1.50
AV	2.4206G	95.06	Inf	-Inf	33.17	3	Horizontal	310	1.50
PK	2.3892G	59.06	74.00	-14.94	33.16	3	Horizontal	310	1.50
PK	2.4212G	105.55	Inf	-Inf	33.17	3	Horizontal	310	1.50

802.11n HT20_Nss1,(MCS0)_2TX

2427MHz_TX

13/01/2018

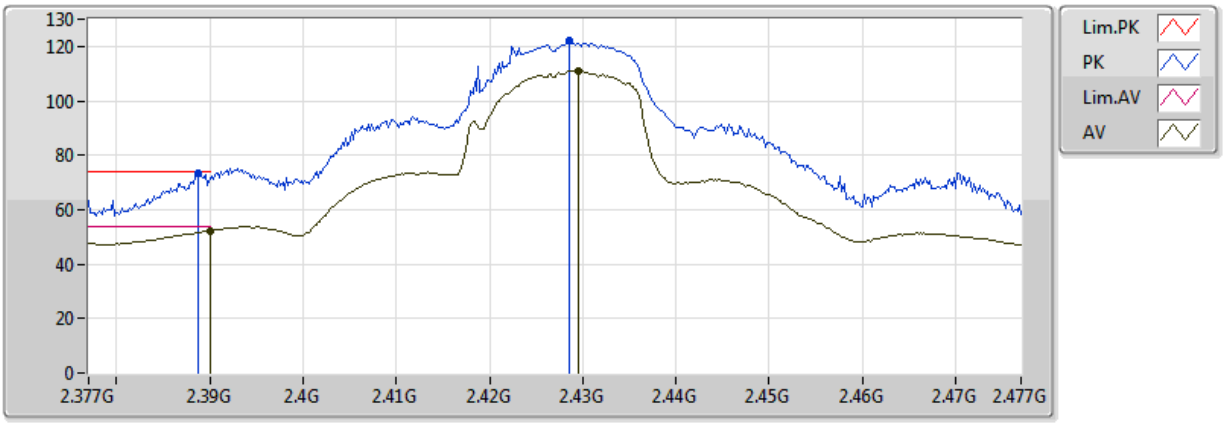

20180112
EUT Y_2TX
Setting 21
04-R-2
FSP(100142)

Type	Freq	Level	Limit	Margin	Factor	Dist	Condition	Azimuth	Height
	(Hz)	(dBuV/m)	(dBuV/m)	(dB)	(dB)	(m)		(°)	(m)
AV	2.39G	52.33	54.00	-1.67	33.16	3	Vertical	0	1.45
AV	2.4296G	110.81	Inf	-Inf	33.18	3	Vertical	0	1.45
PK	2.3888G	73.58	74.00	-0.42	33.16	3	Vertical	0	1.45
PK	2.4286G	122.25	Inf	-Inf	33.18	3	Vertical	0	1.45

802.11n HT20_Nss1,(MCS0)_2TX

2427MHz_TX

13/01/2018

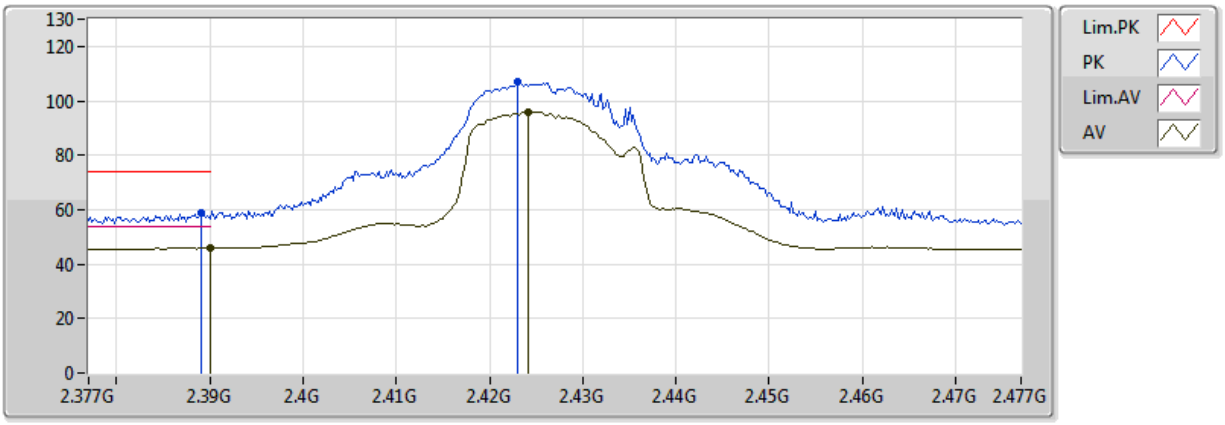

20180112
EUT Y_2TX
Setting 21
04-R-2
FSP(100142)

Type	Freq	Level	Limit	Margin	Factor	Dist	Condition	Azimuth	Height
	(Hz)	(dBuV/m)	(dBuV/m)	(dB)	(dB)	(m)		(°)	(m)
AV	2.39G	45.84	54.00	-8.16	33.16	3	Horizontal	309	1.52
AV	2.4242G	96.07	Inf	-Inf	33.17	3	Horizontal	309	1.52
PK	2.389G	58.86	74.00	-15.14	33.16	3	Horizontal	309	1.52
PK	2.423G	106.82	Inf	-Inf	33.17	3	Horizontal	309	1.52

802.11n HT20_Nss1,(MCS0)_2TX

2432MHz_TX

13/01/2018

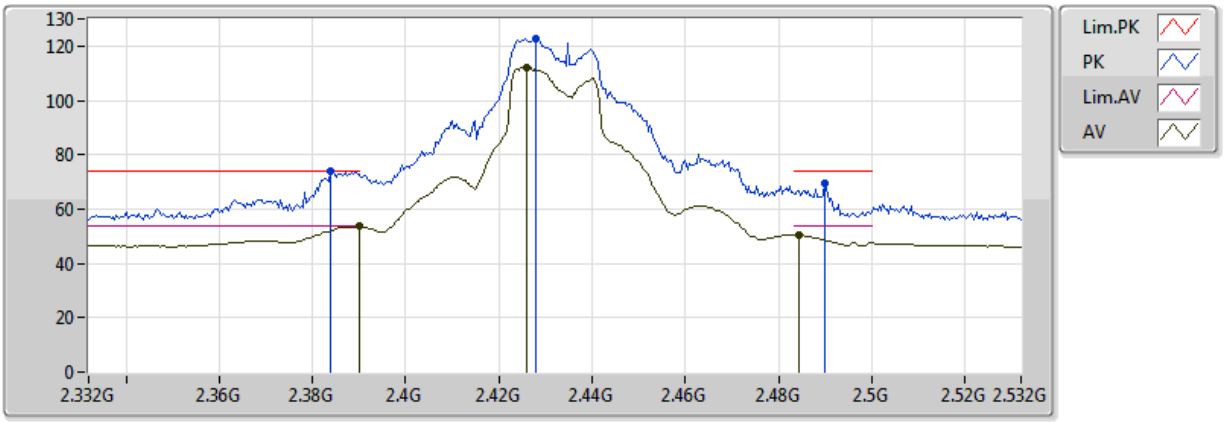

20180112
EUT Y_2TX
Setting 23
04-R-2
FSP(100142)

Type	Freq	Level	Limit	Margin	Factor	Dist	Condition	Azimuth	Height
	(Hz)	(dBuV/m)	(dBuV/m)	(dB)	(dB)	(m)		(°)	(m)
AV	2.39G	53.57	54.00	-0.43	33.16	3	Vertical	163	1.50
AV	2.426G	112.17	Inf	-Inf	33.18	3	Vertical	163	1.50
AV	2.4844G	50.26	54.00	-3.74	33.19	3	Vertical	163	1.50
PK	2.384G	73.71	74.00	-0.29	33.16	3	Vertical	163	1.50
PK	2.428G	122.52	Inf	-Inf	33.18	3	Vertical	163	1.50
PK	2.49G	69.21	74.00	-4.79	33.19	3	Vertical	163	1.50

802.11n HT20_Nss1,(MCS0)_2TX

2432MHz_TX

13/01/2018

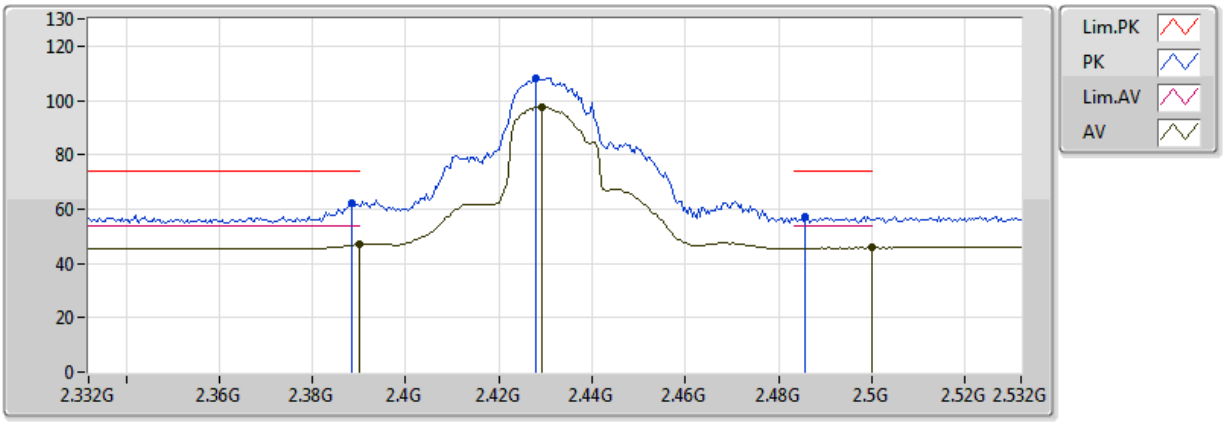

20180112
EUT Y_2TX
Setting 23
04-R-2
FSP(100142)

Type	Freq	Level	Limit	Margin	Factor	Dist	Condition	Azimuth	Height
	(Hz)	(dBuV/m)	(dBuV/m)	(dB)	(dB)	(m)		(°)	(m)
AV	2.39G	46.94	54.00	-7.06	33.16	3	Horizontal	301	1.53
AV	2.4292G	97.77	Inf	-Inf	33.18	3	Horizontal	301	1.53
AV	2.5G	46.10	54.00	-7.90	33.19	3	Horizontal	301	1.53
PK	2.3884G	61.95	74.00	-12.05	33.16	3	Horizontal	301	1.53
PK	2.428G	108.22	Inf	-Inf	33.18	3	Horizontal	301	1.53
PK	2.4856G	57.26	74.00	-16.74	33.19	3	Horizontal	301	1.53

802.11n HT20_Nss1,(MCS0)_2TX

2437MHz_TX

13/01/2018

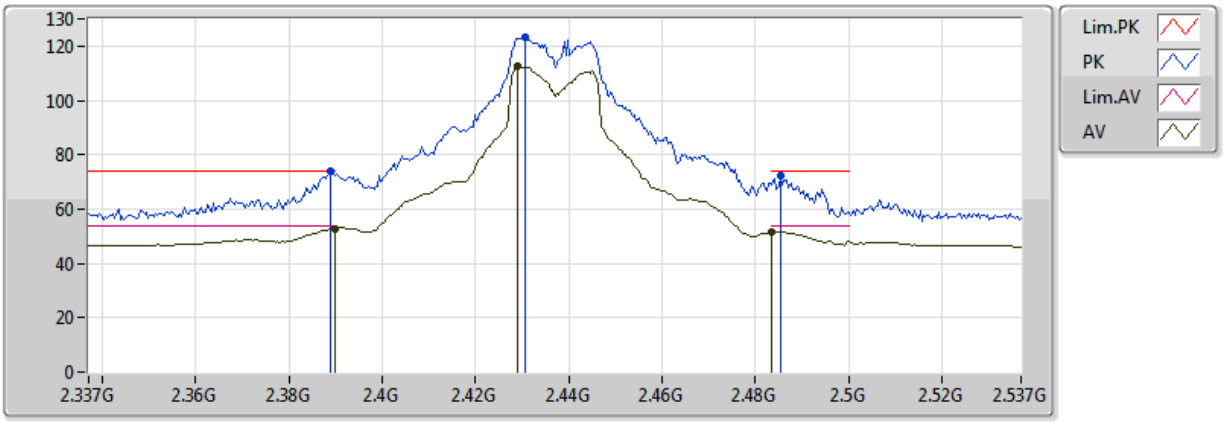

20180112
EUT Y_2TX
Setting 23
04-R-2
FSP(100142)

Type	Freq	Level	Limit	Margin	Factor	Dist	Condition	Azimuth	Height
	(Hz)	(dBuV/m)	(dBuV/m)	(dB)	(dB)	(m)		(°)	(m)
AV	2.389998G	52.84	54.00	-1.16	33.16	3	Vertical	158	1.46
AV	2.429G	112.60	Inf	-Inf	33.18	3	Vertical	158	1.46
AV	2.483502G	51.44	54.00	-2.56	33.19	3	Vertical	158	1.46
PK	2.389G	73.93	74.00	-0.07	33.16	3	Vertical	158	1.46
PK	2.4306G	123.04	Inf	-Inf	33.18	3	Vertical	158	1.46
PK	2.4854G	72.22	74.00	-1.78	33.19	3	Vertical	158	1.46

802.11n HT20_Nss1,(MCS0)_2TX

2437MHz_TX

13/01/2018

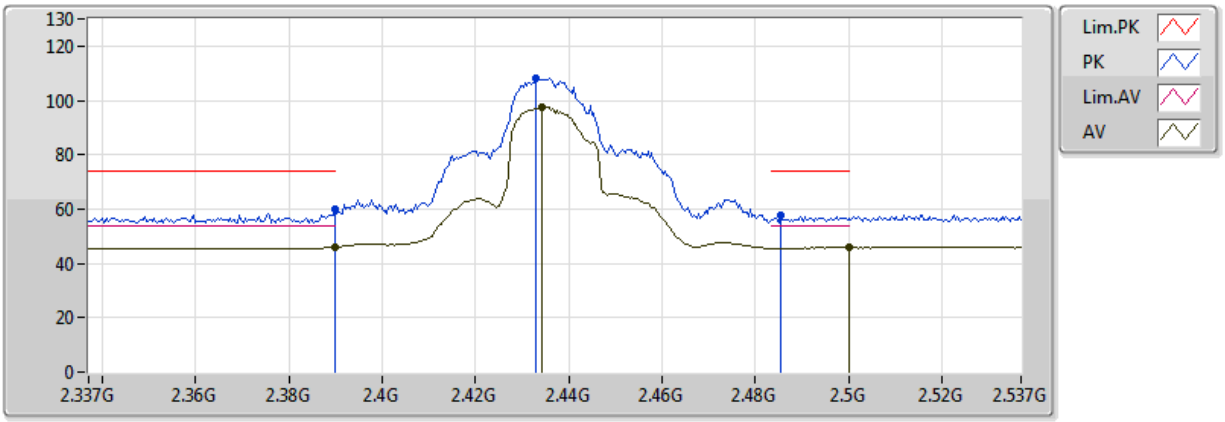

20180112
EUT Y_2TX
Setting 23
04-R-2
FSP(100142)

Type	Freq	Level	Limit	Margin	Factor	Dist	Condition	Azimuth	Height
	(Hz)	(dBuV/m)	(dBuV/m)	(dB)	(dB)	(m)		(°)	(m)
AV	2.389998G	46.12	54.00	-7.88	33.16	3	Horizontal	300	1.55
AV	2.4342G	97.62	Inf	-Inf	33.18	3	Horizontal	300	1.55
AV	2.499998G	46.09	54.00	-7.91	33.19	3	Horizontal	300	1.55
PK	2.389998G	60.23	74.00	-13.77	33.16	3	Horizontal	300	1.55
PK	2.433G	108.21	Inf	-Inf	33.18	3	Horizontal	300	1.55
PK	2.4854G	57.56	74.00	-16.44	33.19	3	Horizontal	300	1.55

802.11n HT20_Nss1,(MCS0)_2TX

2437MHz_TX

13/01/2018

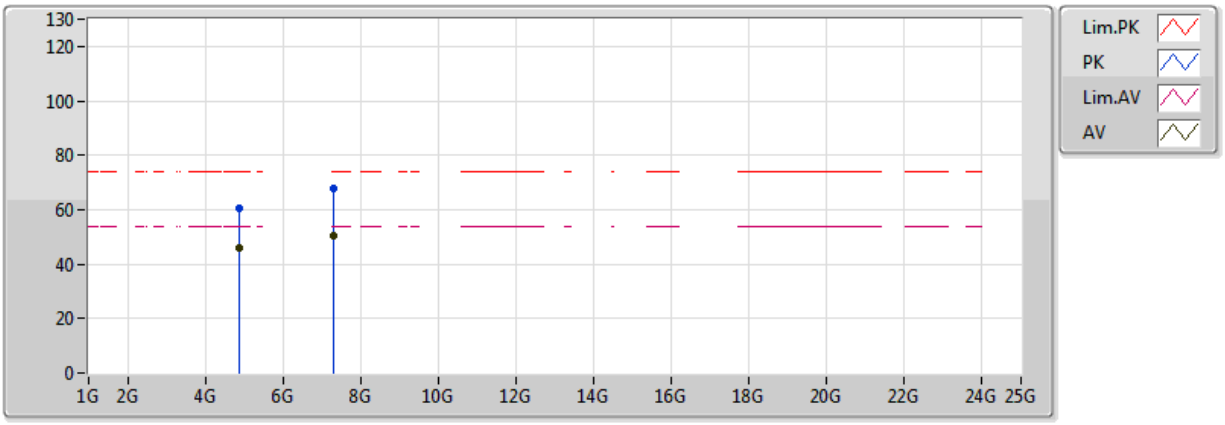

20180112
EUT Y_2TX
Setting 23
04-R-2
FSP(100142)

Type	Freq	Level	Limit	Margin	Factor	Dist	Condition	Azimuth	Height
	(Hz)	(dBuV/m)	(dBuV/m)	(dB)	(dB)	(m)		(°)	(m)
AV	4.87304G	46.09	54.00	-7.91	3.27	3	Vertical	356	1.50
AV	7.31712G	50.67	54.00	-3.33	9.48	3	Vertical	329	1.50
PK	4.87192G	60.45	74.00	-13.55	3.27	3	Vertical	356	1.50
PK	7.3176G	67.87	74.00	-6.13	9.48	3	Vertical	329	1.50

802.11n HT20_Nss1,(MCS0)_2TX

2437MHz_TX

13/01/2018

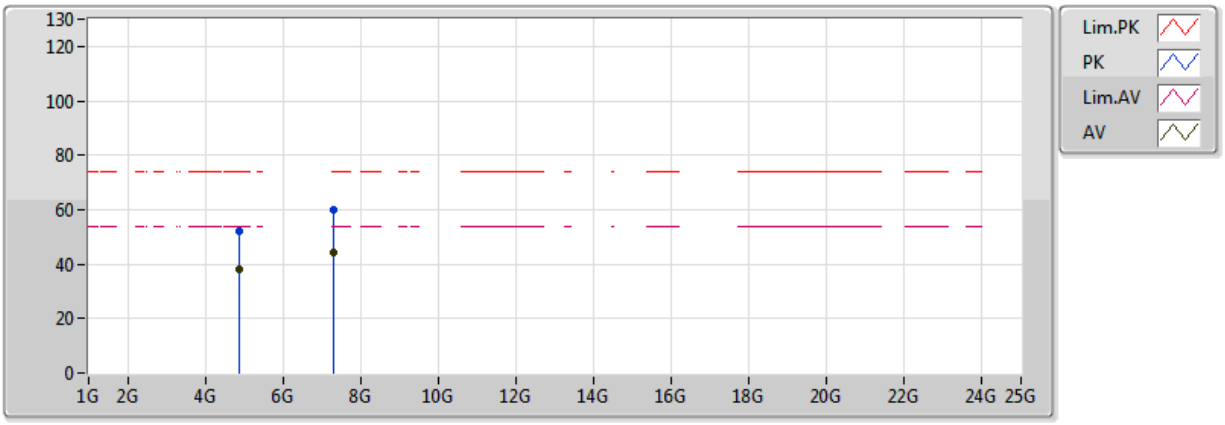

20180112
EUT Y_2TX
Setting 23
04-R-2
FSP(100142)

Type	Freq	Level	Limit	Margin	Factor	Dist	Condition	Azimuth	Height
	(Hz)	(dBuV/m)	(dBuV/m)	(dB)	(dB)	(m)		(°)	(m)
AV	4.874G	38.02	54.00	-15.98	3.27	3	Horizontal	234	2.99
AV	7.30732G	44.28	54.00	-9.72	9.47	3	Horizontal	167	2.57
PK	4.87224G	52.10	74.00	-21.90	3.27	3	Horizontal	234	2.99
PK	7.3078G	59.89	74.00	-14.11	9.47	3	Horizontal	167	2.57

802.11n HT20_Nss1,(MCS0)_2TX

2442MHz_TX

13/01/2018

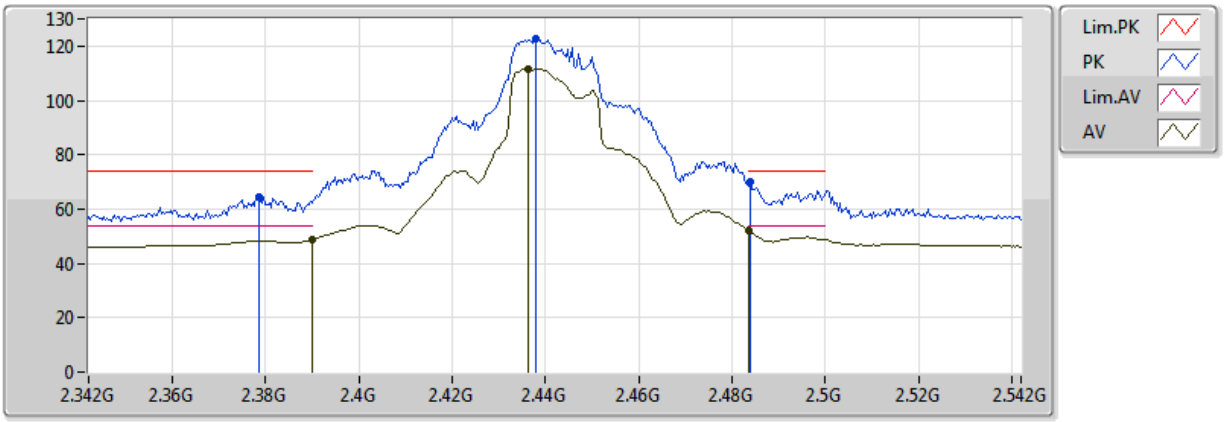

20180112
EUT Y_2TX
Setting 23
04-R-2
FSP(100142)

Type	Freq	Level	Limit	Margin	Factor	Dist	Condition	Azimuth	Height
	(Hz)	(dBuV/m)	(dBuV/m)	(dB)	(dB)	(m)		(°)	(m)
AV	2.39G	48.72	54.00	-5.28	33.16	3	Vertical	166	1.69
AV	2.4364G	111.76	Inf	-Inf	33.18	3	Vertical	166	1.69
AV	2.4836G	52.00	54.00	-2.00	33.19	3	Vertical	166	1.69
PK	2.3784G	64.46	74.00	-9.54	33.16	3	Vertical	166	1.69
PK	2.438G	122.98	Inf	-Inf	33.18	3	Vertical	166	1.69
PK	2.484G	70.16	74.00	-3.84	33.19	3	Vertical	166	1.69

802.11n HT20_Nss1,(MCS0)_2TX

2442MHz_TX

13/01/2018

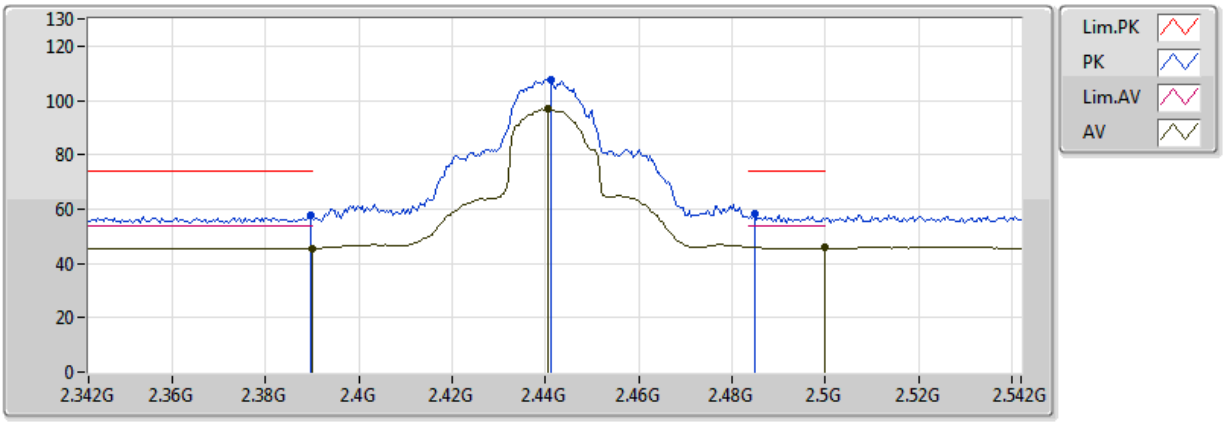

20180112
EUT Y_2TX
Setting 23
04-R-2
FSP(100142)

Type	Freq	Level	Limit	Margin	Factor	Dist	Condition	Azimuth	Height
	(Hz)	(dBuV/m)	(dBuV/m)	(dB)	(dB)	(m)		(°)	(m)
AV	2.39G	45.54	54.00	-8.46	33.16	3	Horizontal	307	1.71
AV	2.4404G	96.98	Inf	-Inf	33.18	3	Horizontal	307	1.71
AV	2.5G	46.07	54.00	-7.93	33.19	3	Horizontal	307	1.71
PK	2.3896G	57.57	74.00	-16.43	33.16	3	Horizontal	307	1.71
PK	2.4412G	107.43	Inf	-Inf	33.18	3	Horizontal	307	1.71
PK	2.4848G	58.27	74.00	-15.73	33.19	3	Horizontal	307	1.71

802.11n HT20_Nss1,(MCS0)_2TX

2447MHz_TX

13/01/2018

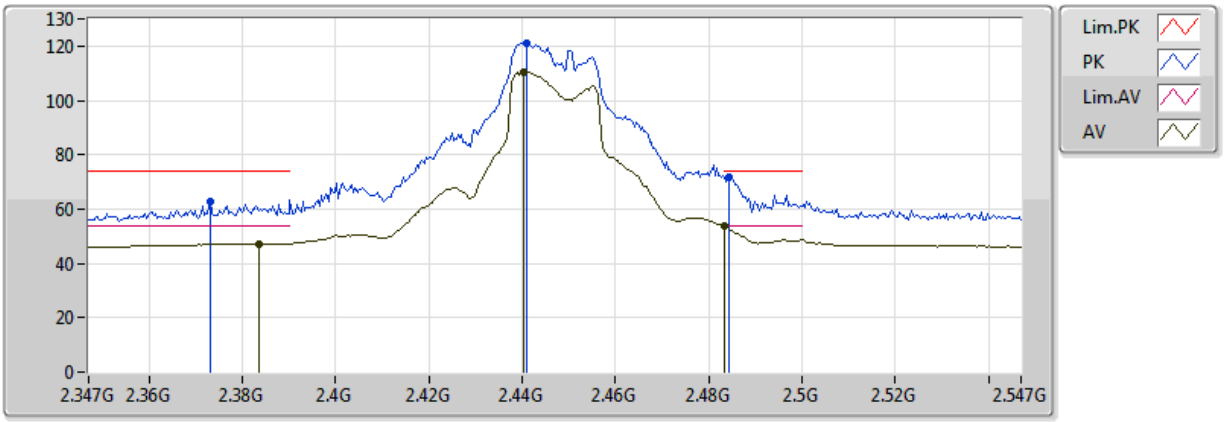

20180112
EUT Y_2TX
Setting 21.5
04-R-2
FSP(100142)

Type	Freq	Level	Limit	Margin	Factor	Dist	Condition	Azimuth	Height
	(Hz)	(dBuV/m)	(dBuV/m)	(dB)	(dB)	(m)		(°)	(m)
AV	2.3834G	47.33	54.00	-6.67	33.16	3	Vertical	162	1.62
AV	2.4402G	110.46	Inf	-Inf	33.18	3	Vertical	162	1.62
AV	2.483502G	53.57	54.00	-0.43	33.19	3	Vertical	162	1.62
PK	2.373G	62.67	74.00	-11.33	33.15	3	Vertical	162	1.62
PK	2.441G	121.16	Inf	-Inf	33.18	3	Vertical	162	1.62
PK	2.4842G	71.94	74.00	-2.06	33.19	3	Vertical	162	1.62

802.11n HT20_Nss1,(MCS0)_2TX

2447MHz_TX

13/01/2018

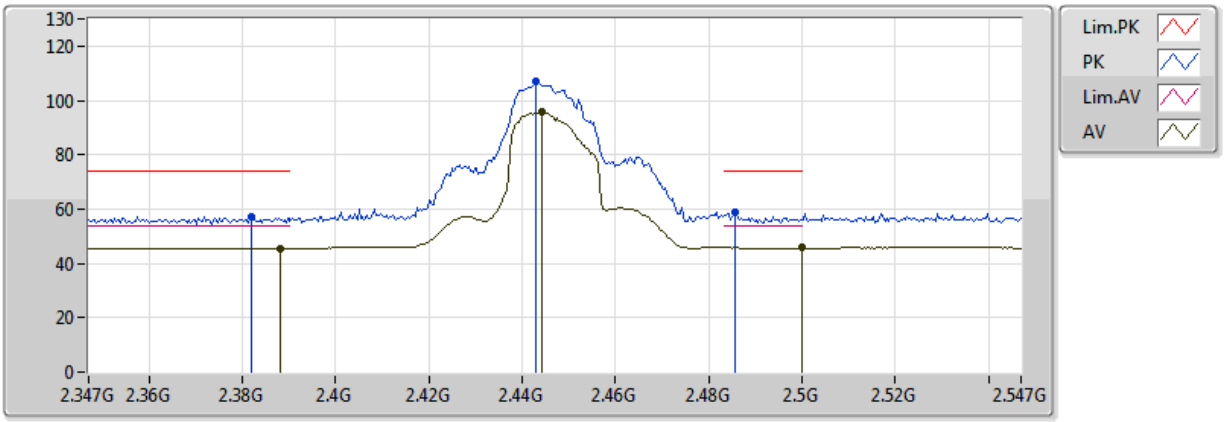

20180112
EUT Y_2TX
Setting 21.5
04-R-2
FSP(100142)

Type	Freq	Level	Limit	Margin	Factor	Dist	Condition	Azimuth	Height
	(Hz)	(dBuV/m)	(dBuV/m)	(dB)	(dB)	(m)		(°)	(m)
AV	2.3882G	45.48	54.00	-8.52	33.16	3	Horizontal	309	1.57
AV	2.4442G	95.62	Inf	-Inf	33.18	3	Horizontal	309	1.57
AV	2.499998G	45.89	54.00	-8.11	33.19	3	Horizontal	309	1.57
PK	2.3818G	57.23	74.00	-16.77	33.16	3	Horizontal	309	1.57
PK	2.443G	106.76	Inf	-Inf	33.18	3	Horizontal	309	1.57
PK	2.4858G	58.57	74.00	-15.43	33.19	3	Horizontal	309	1.57

802.11n HT20_Nss1,(MCS0)_2TX

2452MHz_TX

13/01/2018

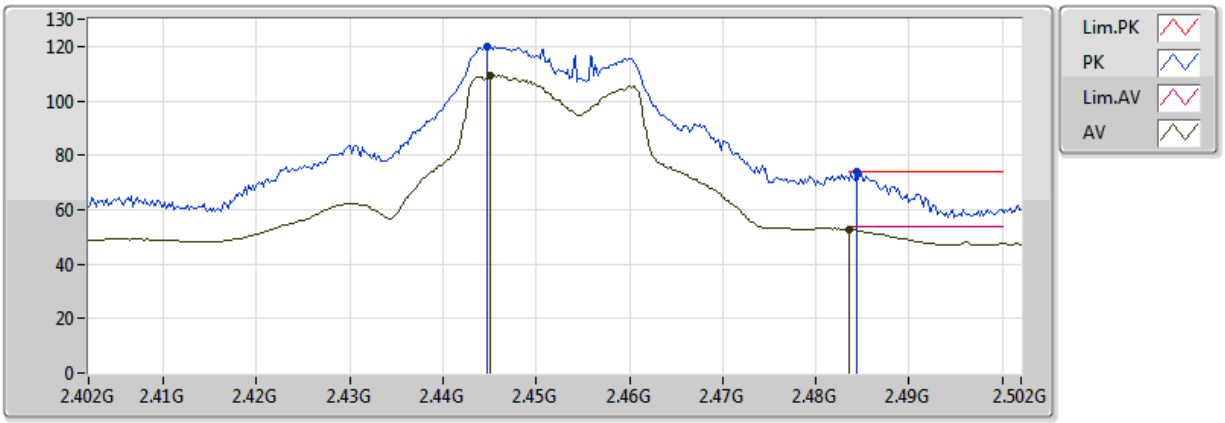

20180112
EUT Y_2TX
Setting 20
04-R-2
FSP(100142)

Type	Freq	Level	Limit	Margin	Factor	Dist	Condition	Azimuth	Height
	(Hz)	(dBuV/m)	(dBuV/m)	(dB)	(dB)	(m)		(°)	(m)
AV	2.445G	109.25	Inf	-Inf	33.18	3	Vertical	16	1.49
AV	2.483502G	52.72	54.00	-1.28	33.19	3	Vertical	16	1.49
PK	2.4448G	119.94	Inf	-Inf	33.18	3	Vertical	16	1.49
PK	2.4844G	73.95	74.00	-0.05	33.19	3	Vertical	16	1.49

802.11n HT20_Nss1,(MCS0)_2TX

2452MHz_TX

13/01/2018

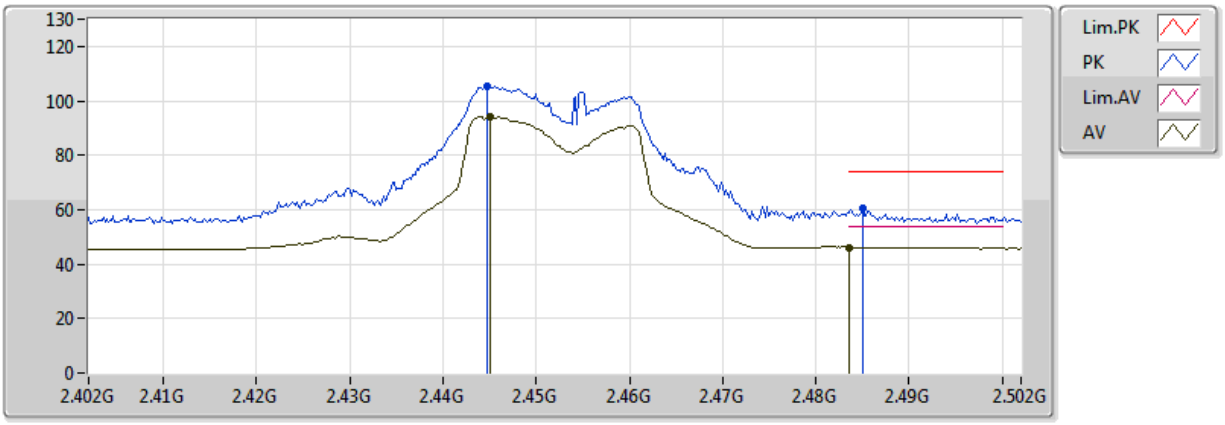

20180112
EUT Y_2TX
Setting 20
04-R-2
FSP(100142)

Type	Freq	Level	Limit	Margin	Factor	Dist	Condition	Azimuth	Height
	(Hz)	(dBuV/m)	(dBuV/m)	(dB)	(dB)	(m)		(°)	(m)
AV	2.445G	94.11	Inf	-Inf	33.18	3	Horizontal	166	1.56
AV	2.4836G	46.16	54.00	-7.84	33.19	3	Horizontal	166	1.56
PK	2.4448G	105.32	Inf	-Inf	33.18	3	Horizontal	166	1.56
PK	2.485G	60.71	74.00	-13.29	33.19	3	Horizontal	166	1.56

802.11n HT20_Nss1,(MCS0)_2TX

2457MHz_TX

13/01/2018

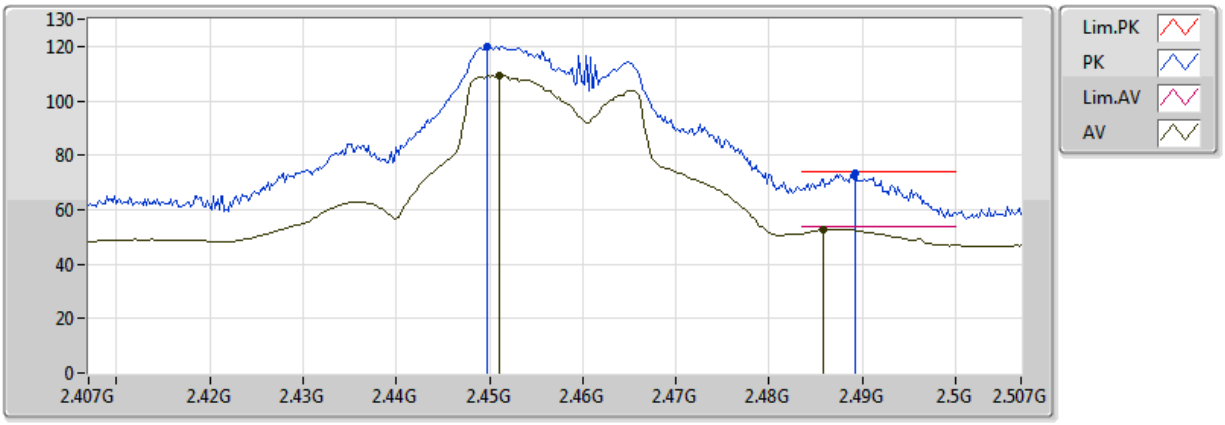

20180112
EUT Y_2TX
Setting 20
04-R-2
FSP(100142)

Type	Freq	Level	Limit	Margin	Factor	Dist	Condition	Azimuth	Height
	(Hz)	(dBuV/m)	(dBuV/m)	(dB)	(dB)	(m)		(°)	(m)
AV	2.451G	109.16	Inf	-Inf	33.18	3	Vertical	14	1.18
AV	2.4858G	52.72	54.00	-1.28	33.19	3	Vertical	14	1.18
PK	2.4498G	119.94	Inf	-Inf	33.18	3	Vertical	14	1.18
PK	2.4892G	73.51	74.00	-0.49	33.19	3	Vertical	14	1.18

802.11n HT20_Nss1,(MCS0)_2TX

2457MHz_TX

13/01/2018

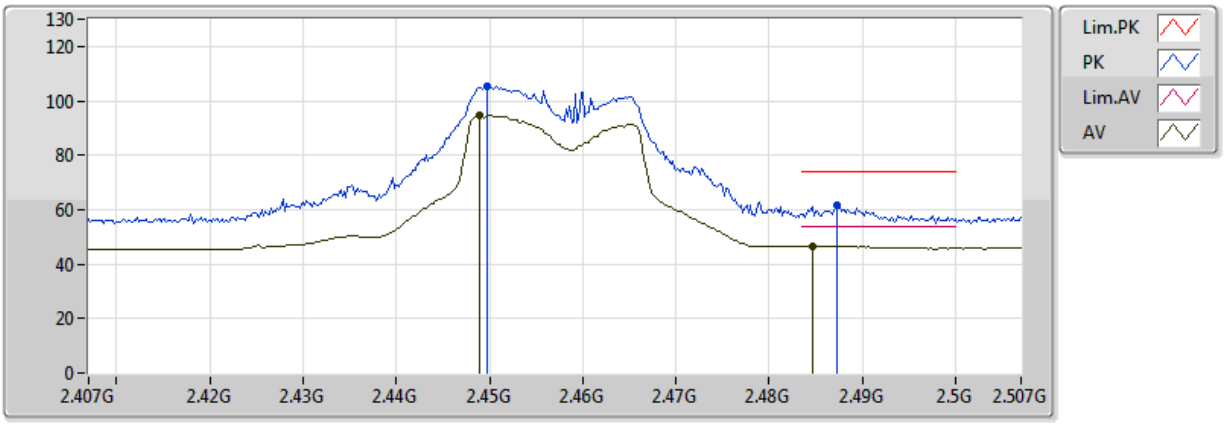

20180112
EUT Y_2TX
Setting 20
04-R-2
FSP(100142)

Type	Freq	Level	Limit	Margin	Factor	Dist	Condition	Azimuth	Height
	(Hz)	(dBuV/m)	(dBuV/m)	(dB)	(dB)	(m)		(°)	(m)
AV	2.449G	94.80	Inf	-Inf	33.18	3	Horizontal	167	1.52
AV	2.4846G	46.69	54.00	-7.31	33.19	3	Horizontal	167	1.52
PK	2.4498G	105.36	Inf	-Inf	33.18	3	Horizontal	167	1.52
PK	2.4872G	61.37	74.00	-12.63	33.19	3	Horizontal	167	1.52

802.11n HT20_Nss1,(MCS0)_2TX

2462MHz_TX

06/01/2018

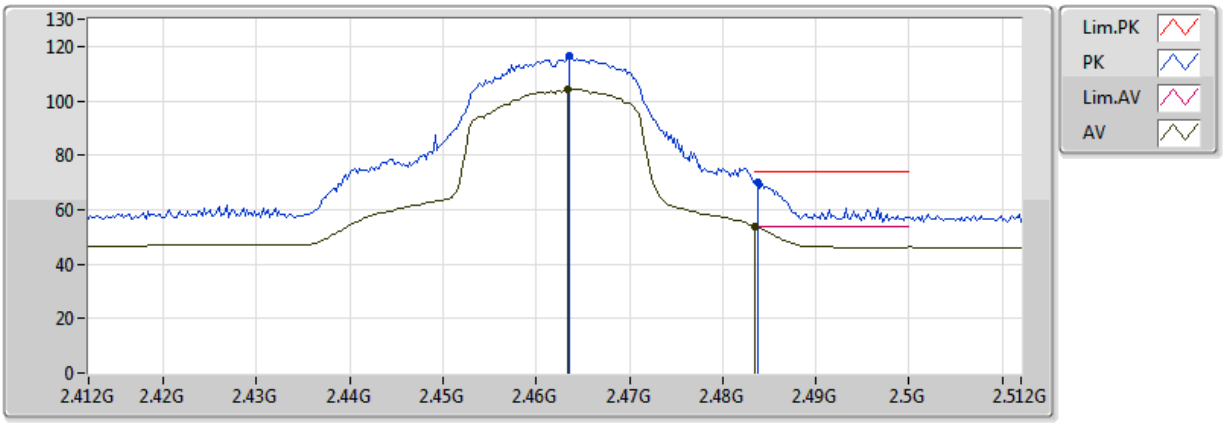

20180106
EUT Y_2TX
Setting 16
04-C-4
FSP(100142)

Type	Freq	Level	Limit	Margin	Factor	Dist	Condition	Azimuth	Height
	(Hz)	(dBuV/m)	(dBuV/m)	(dB)	(dB)	(m)		(°)	(m)
AV	2.4634G	104.18	Inf	-Inf	33.18	3	Vertical	33	1.43
AV	2.483502G	53.81	54.00	-0.19	33.19	3	Vertical	33	1.43
PK	2.4636G	116.35	Inf	-Inf	33.18	3	Vertical	33	1.43
PK	2.4838G	70.02	74.00	-3.98	33.19	3	Vertical	33	1.43

802.11n HT20_Nss1,(MCS0)_2TX

2462MHz_TX

06/01/2018

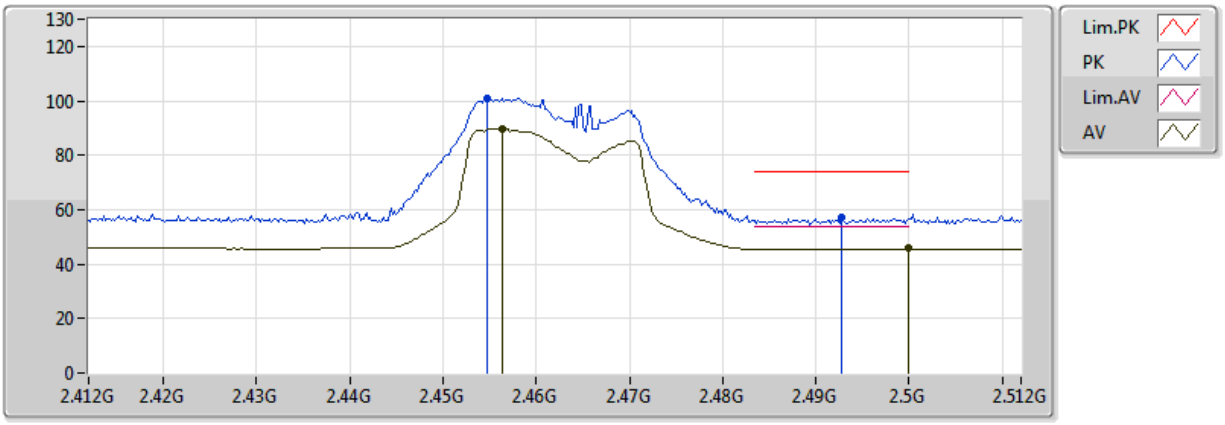

20180106
EUT Y_2TX
Setting 16
04-C-4
FSP(100142)

Type	Freq	Level	Limit	Margin	Factor	Dist	Condition	Azimuth	Height
	(Hz)	(dBuV/m)	(dBuV/m)	(dB)	(dB)	(m)		(°)	(m)
AV	2.4564G	89.71	Inf	-Inf	33.18	3	Horizontal	208	1.50
AV	2.5G	45.77	54.00	-8.23	33.19	3	Horizontal	208	1.50
PK	2.4548G	101.04	Inf	-Inf	33.18	3	Horizontal	208	1.50
PK	2.4928G	57.43	74.00	-16.57	33.19	3	Horizontal	208	1.50

802.11n HT20_Nss1,(MCS0)_2TX

2462MHz_TX

09/01/2018

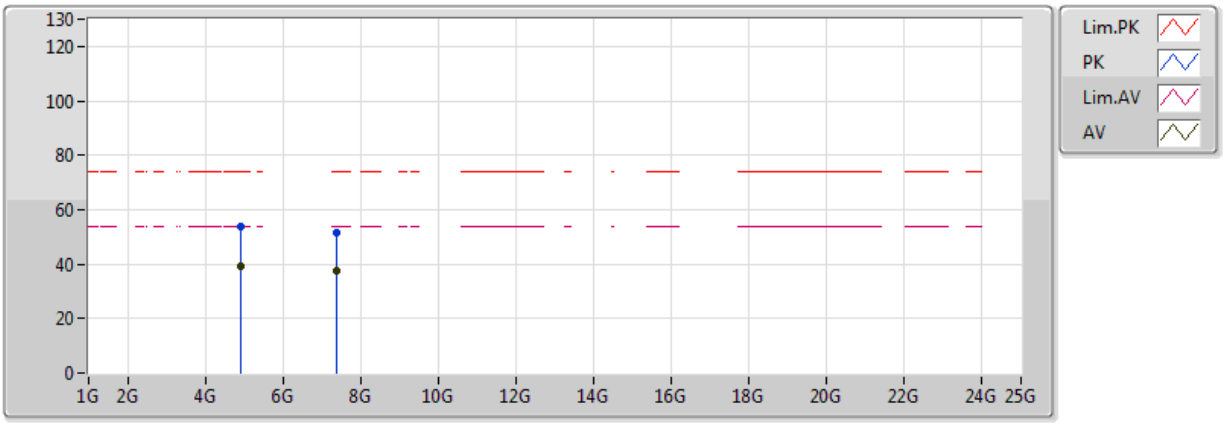

20180109
EUT Y_2TX
Setting 16
02-R-5
FSU

Type	Freq	Level	Limit	Margin	Factor	Dist	Condition	Azimuth	Height
	(Hz)	(dBuV/m)	(dBuV/m)	(dB)	(dB)	(m)		(°)	(m)
AV	4.9238G	39.12	54.00	-14.88	9.38	3	Vertical	279	1.50
AV	7.3842G	37.46	54.00	-16.54	11.94	3	Vertical	257	1.50
PK	4.9231G	53.94	74.00	-20.06	9.38	3	Vertical	279	1.50
PK	7.381G	51.72	74.00	-22.28	11.93	3	Vertical	257	1.50

802.11n HT20_Nss1,(MCS0)_2TX

2462MHz_TX

09/01/2018

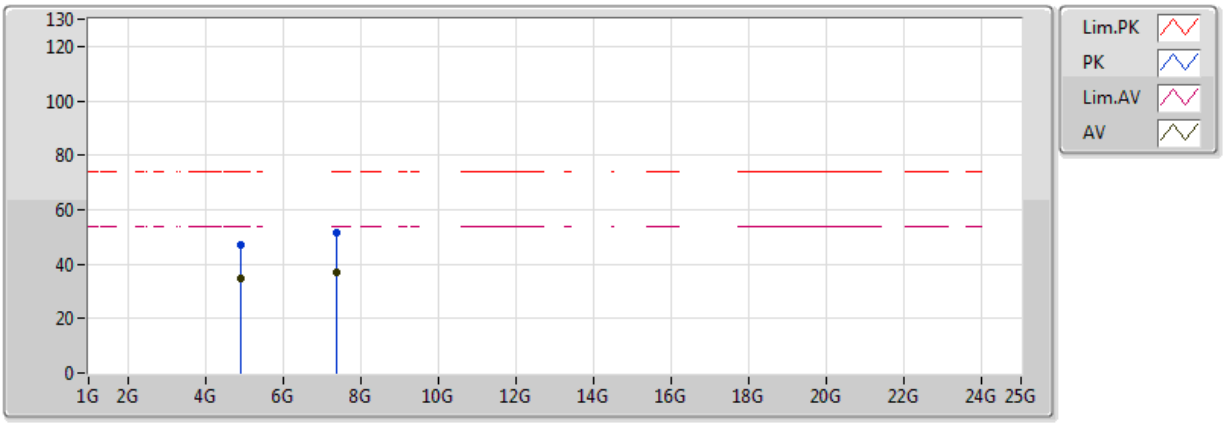

20180109
EUT Y_2TX
Setting 16
02-R-5
FSU

Type	Freq	Level	Limit	Margin	Factor	Dist	Condition	Azimuth	Height
	(Hz)	(dBuV/m)	(dBuV/m)	(dB)	(dB)	(m)		(°)	(m)
AV	4.924G	34.89	54.00	-19.11	9.38	3	Horizontal	205	2.35
AV	7.3865G	37.17	54.00	-16.83	11.94	3	Horizontal	42	2.76
PK	4.9236G	47.16	74.00	-26.84	9.38	3	Horizontal	205	2.35
PK	7.385G	51.63	74.00	-22.37	11.94	3	Horizontal	42	2.76

802.11n HT40_Nss1,(MCS0)_2TX

2422MHz_TX

06/01/2018

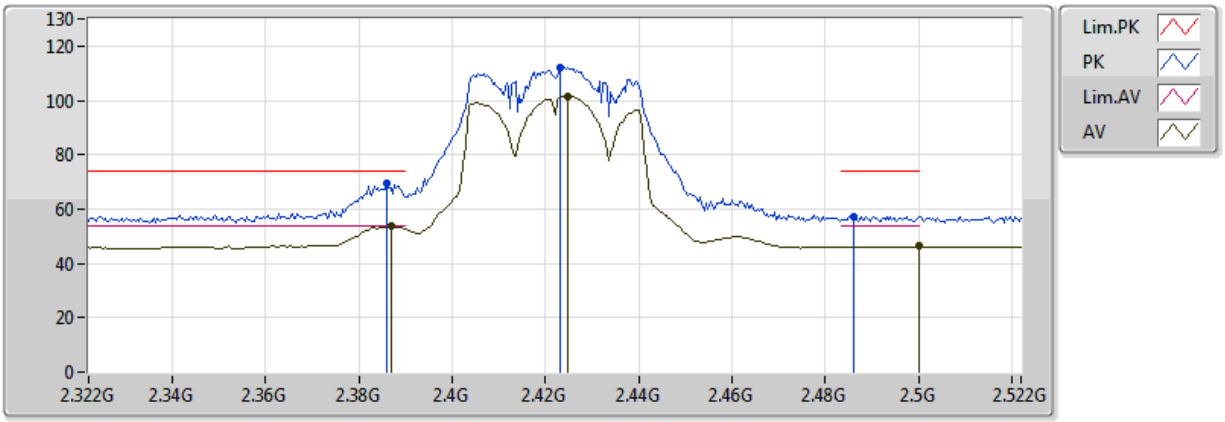

20180106
EUT Y_2TX
Setting 15
04-C-4
FSP(100142)

Type	Freq	Level	Limit	Margin	Factor	Dist	Condition	Azimuth	Height
	(Hz)	(dBuV/m)	(dBuV/m)	(dB)	(dB)	(m)		(°)	(m)
AV	2.3868G	53.89	54.00	-0.11	33.16	3	Vertical	1	1.22
AV	2.4248G	101.64	Inf	-Inf	33.17	3	Vertical	1	1.22
AV	2.5G	46.57	54.00	-7.43	33.19	3	Vertical	1	1.22
PK	2.386G	69.53	74.00	-4.47	33.16	3	Vertical	1	1.22
PK	2.4232G	112.34	Inf	-Inf	33.17	3	Vertical	1	1.22
PK	2.486G	57.23	74.00	-16.77	33.19	3	Vertical	1	1.22

802.11n HT40_Nss1,(MCS0)_2TX

2422MHz_TX

06/01/2018

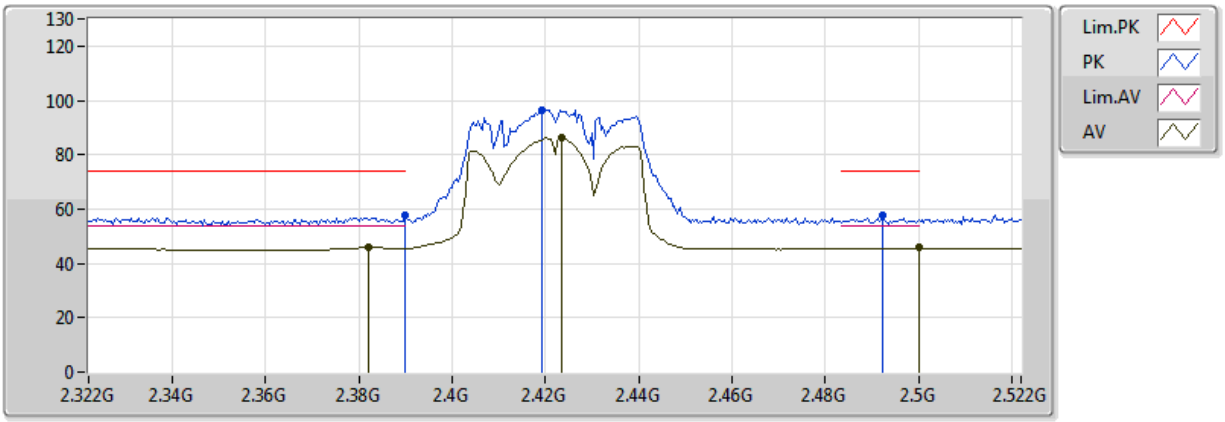

20180106
EUT Y_2TX
Setting 15
04-C-4
FSP(100142)

Type	Freq	Level	Limit	Margin	Factor	Dist	Condition	Azimuth	Height
	(Hz)	(dBuV/m)	(dBuV/m)	(dB)	(dB)	(m)		(°)	(m)
AV	2.382G	46.05	54.00	-7.95	33.16	3	Horizontal	307	1.50
AV	2.4236G	86.11	Inf	-Inf	33.17	3	Horizontal	307	1.50
AV	2.5G	45.69	54.00	-8.31	33.19	3	Horizontal	307	1.50
PK	2.39G	57.46	74.00	-16.54	33.16	3	Horizontal	307	1.50
PK	2.4192G	96.61	Inf	-Inf	33.17	3	Horizontal	307	1.50
PK	2.4924G	57.69	74.00	-16.31	33.19	3	Horizontal	307	1.50

802.11n HT40_Nss1,(MCS0)_2TX

2422MHz_TX

09/01/2018

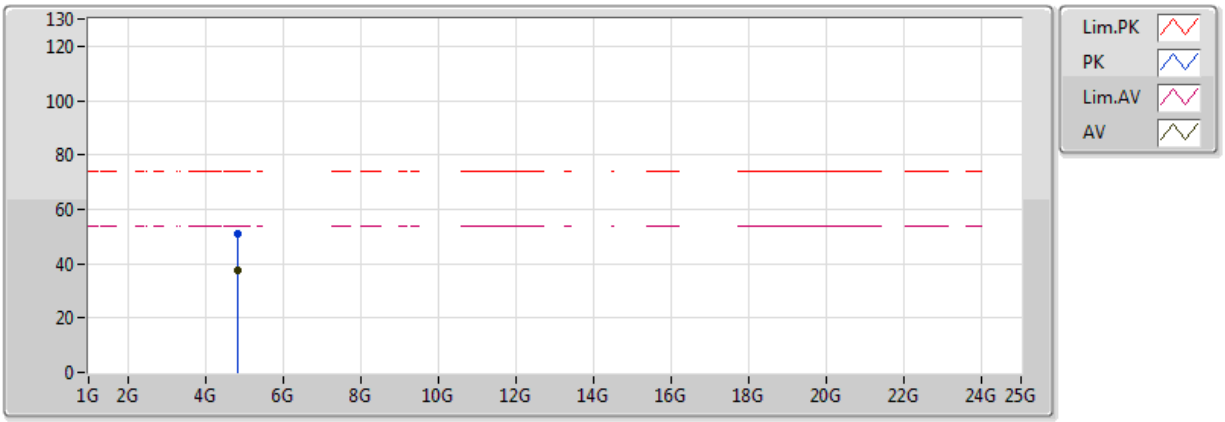

20180109
EUT Y_2TX
Setting 15
02-R-5
FSU

Type	Freq	Level	Limit	Margin	Factor	Dist	Condition	Azimuth	Height
	(Hz)	(dBuV/m)	(dBuV/m)	(dB)	(dB)	(m)		(°)	(m)
AV	4.8439G	37.65	54.00	-16.35	9.23	3	Vertical	180	1.50
PK	4.8211G	50.85	74.00	-23.15	9.18	3	Vertical	180	1.50

802.11n HT40_Nss1,(MCS0)_2TX

2422MHz_TX

09/01/2018

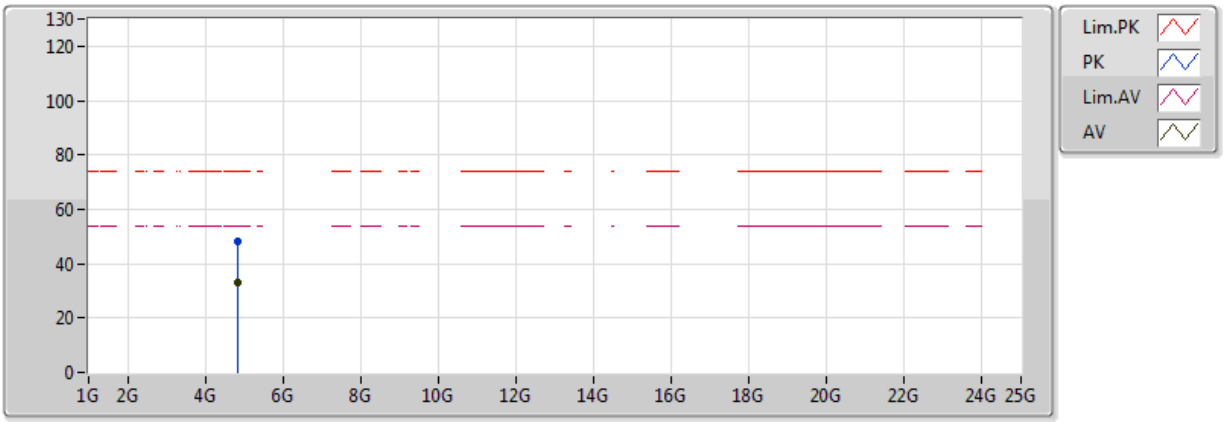

20180109
EUT Y_2TX
Setting 15
02-R-5
FSU

Type	Freq	Level	Limit	Margin	Factor	Dist	Condition	Azimuth	Height
	(Hz)	(dBuV/m)	(dBuV/m)	(dB)	(dB)	(m)		(°)	(m)
AV	4.8358G	33.28	54.00	-20.72	9.21	3	Horizontal	213	1.50
PK	4.8266G	48.18	74.00	-25.82	9.19	3	Horizontal	213	1.50

802.11n HT40_Nss1,(MCS0)_2TX

2427MHz_TX

13/01/2018

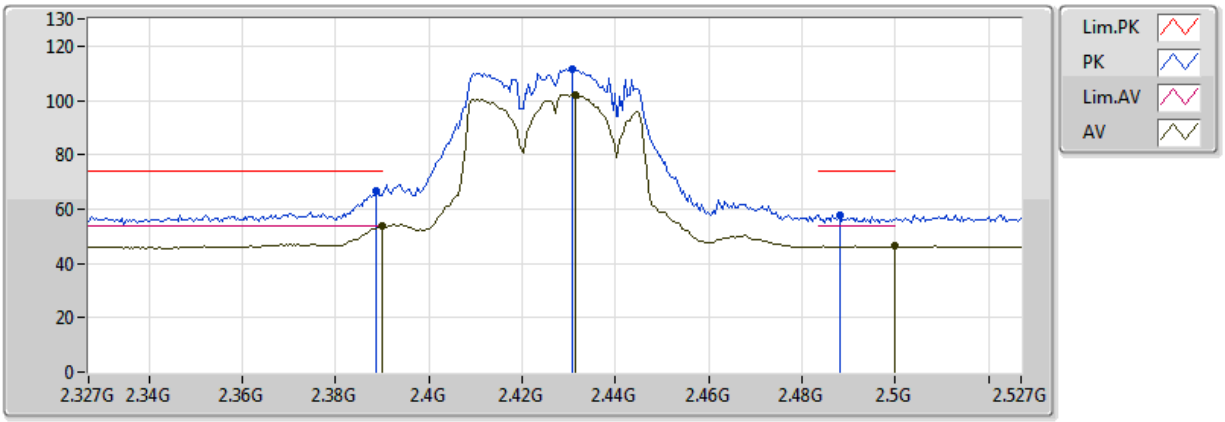

20180112
EUT Y_2TX
Setting 15
04-R-2
FSP(100142)

Type	Freq	Level	Limit	Margin	Factor	Dist	Condition	Azimuth	Height
	(Hz)	(dBuV/m)	(dBuV/m)	(dB)	(dB)	(m)		(°)	(m)
AV	2.389998G	53.91	54.00	-0.09	33.16	3	Vertical	359	1.50
AV	2.4314G	102.21	Inf	-Inf	33.18	3	Vertical	359	1.50
AV	2.499998G	46.60	54.00	-7.40	33.19	3	Vertical	359	1.50
PK	2.3886G	66.95	74.00	-7.05	33.16	3	Vertical	359	1.50
PK	2.4306G	111.78	Inf	-Inf	33.18	3	Vertical	359	1.50
PK	2.4882G	57.48	74.00	-16.52	33.19	3	Vertical	359	1.50

802.11n HT40_Nss1,(MCS0)_2TX

2427MHz_TX

13/01/2018

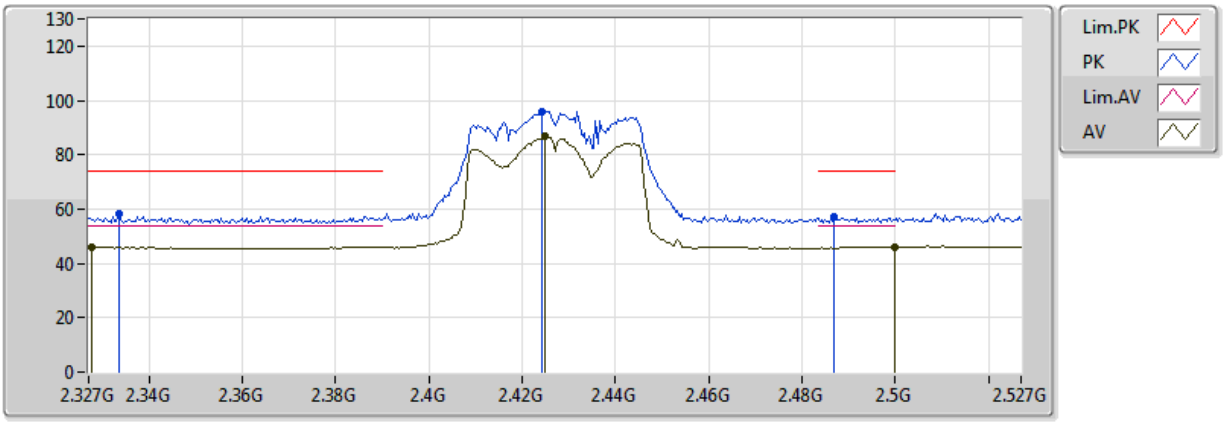

20180112
EUT Y_2TX
Setting 15
04-R-2
FSP(100142)

Type	Freq	Level	Limit	Margin	Factor	Dist	Condition	Azimuth	Height
	(Hz)	(dBuV/m)	(dBuV/m)	(dB)	(dB)	(m)		(°)	(m)
AV	2.3278G	46.11	54.00	-7.89	33.13	3	Horizontal	300	1.54
AV	2.425G	86.61	Inf	-Inf	33.17	3	Horizontal	300	1.54
AV	2.499998G	46.17	54.00	-7.83	33.19	3	Horizontal	300	1.54
PK	2.3334G	58.28	74.00	-15.72	33.13	3	Horizontal	300	1.54
PK	2.4242G	96.09	Inf	-Inf	33.17	3	Horizontal	300	1.54
PK	2.487G	56.89	74.00	-17.11	33.19	3	Horizontal	300	1.54

802.11n HT40_Nss1,(MCS0)_2TX

2432MHz_TX

13/01/2018

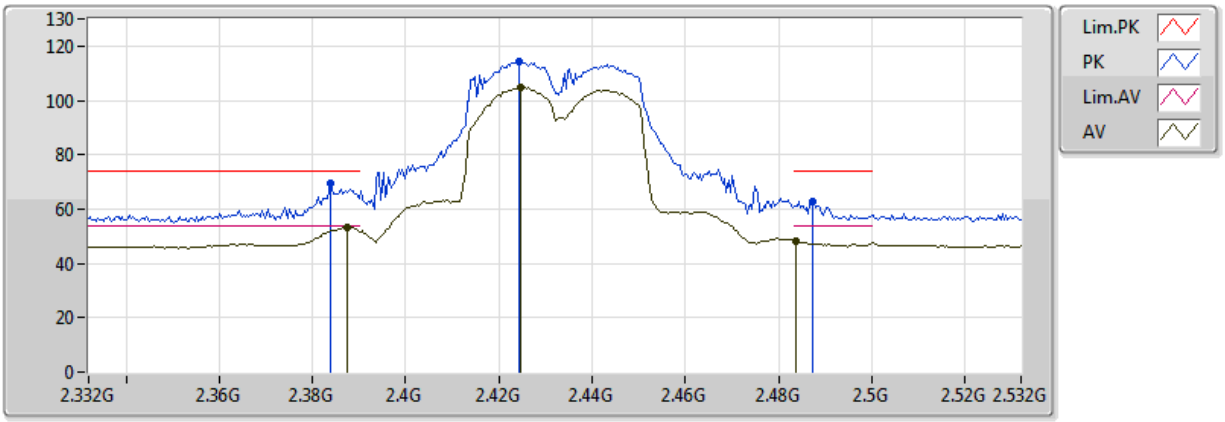

20180112
EUT Y_2TX
Setting 17
04-R-2
FSP(100142)

Type	Freq	Level	Limit	Margin	Factor	Dist	Condition	Azimuth	Height
	(Hz)	(dBuV/m)	(dBuV/m)	(dB)	(dB)	(m)		(°)	(m)
AV	2.3876G	53.35	54.00	-0.65	33.16	3	Vertical	161	1.46
AV	2.4248G	104.95	Inf	-Inf	33.17	3	Vertical	161	1.46
AV	2.4836G	48.25	54.00	-5.75	33.19	3	Vertical	161	1.46
PK	2.384G	69.38	74.00	-4.62	33.16	3	Vertical	161	1.46
PK	2.4244G	114.16	Inf	-Inf	33.17	3	Vertical	161	1.46
PK	2.4872G	62.65	74.00	-11.35	33.19	3	Vertical	161	1.46

802.11n HT40_Nss1,(MCS0)_2TX

2432MHz_TX

13/01/2018

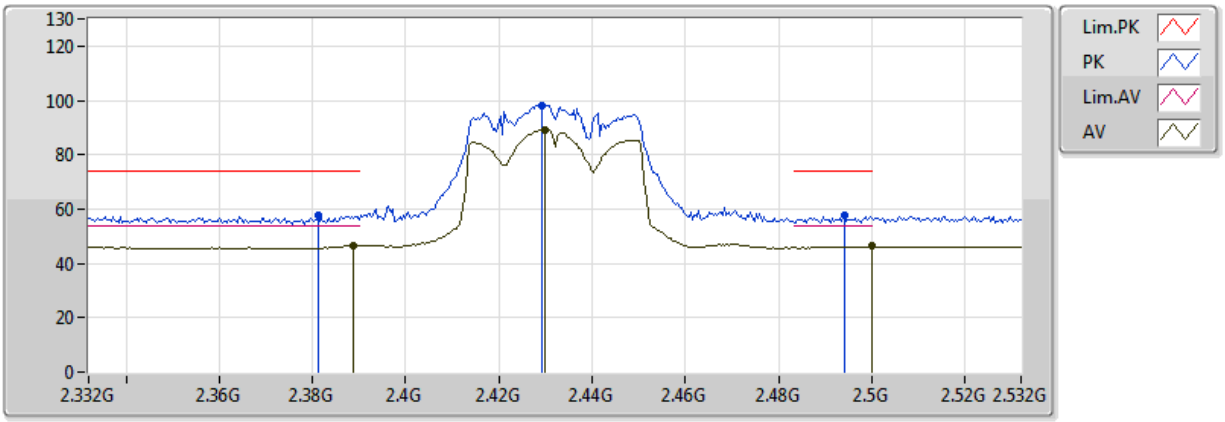

20180112
EUT Y_2TX
Setting 17
04-R-2
FSP(100142)

Type	Freq	Level	Limit	Margin	Factor	Dist	Condition	Azimuth	Height
	(Hz)	(dBuV/m)	(dBuV/m)	(dB)	(dB)	(m)		(°)	(m)
AV	2.3888G	46.63	54.00	-7.37	33.16	3	Horizontal	298	1.53
AV	2.43G	89.31	Inf	-Inf	33.18	3	Horizontal	298	1.53
AV	2.5G	46.42	54.00	-7.58	33.19	3	Horizontal	298	1.53
PK	2.3812G	57.69	74.00	-16.31	33.16	3	Horizontal	298	1.53
PK	2.4292G	98.30	Inf	-Inf	33.18	3	Horizontal	298	1.53
PK	2.494G	57.59	74.00	-16.41	33.19	3	Horizontal	298	1.53

802.11n HT40_Nss1,(MCS0)_2TX

2437MHz_TX

13/01/2018

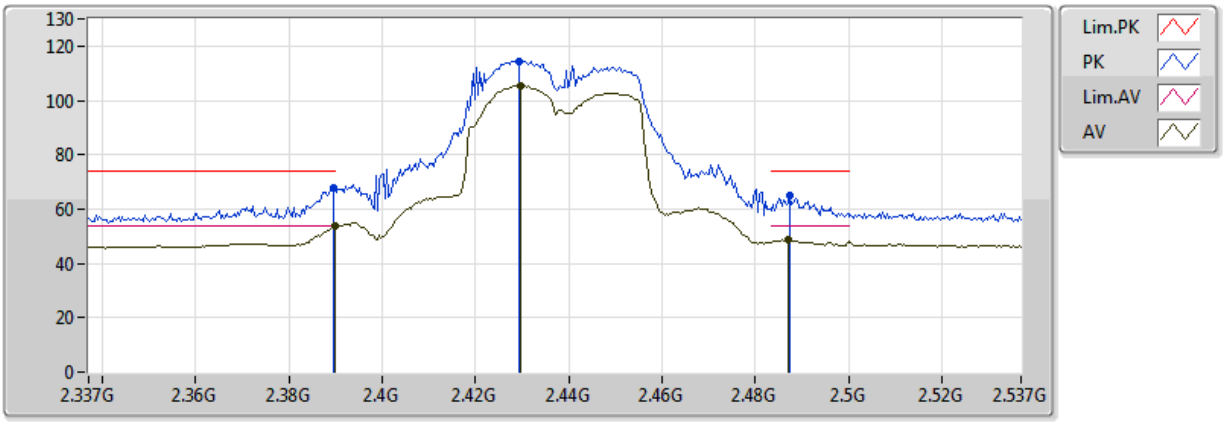

20180112
EUT Y_2TX
Setting 17
04-R-2
FSP(100142)

Type	Freq	Level	Limit	Margin	Factor	Dist	Condition	Azimuth	Height
	(Hz)	(dBuV/m)	(dBuV/m)	(dB)	(dB)	(m)		(°)	(m)
AV	2.389998G	53.58	54.00	-0.42	33.16	3	Vertical	162	1.50
AV	2.4298G	105.32	Inf	-Inf	33.18	3	Vertical	162	1.50
AV	2.487G	48.67	54.00	-5.33	33.19	3	Vertical	162	1.50
PK	2.3894G	67.95	74.00	-6.05	33.16	3	Vertical	162	1.50
PK	2.4294G	114.54	Inf	-Inf	33.18	3	Vertical	162	1.50
PK	2.4874G	64.88	74.00	-9.12	33.19	3	Vertical	162	1.50

802.11n HT40_Nss1,(MCS0)_2TX

2437MHz_TX

12/01/2018

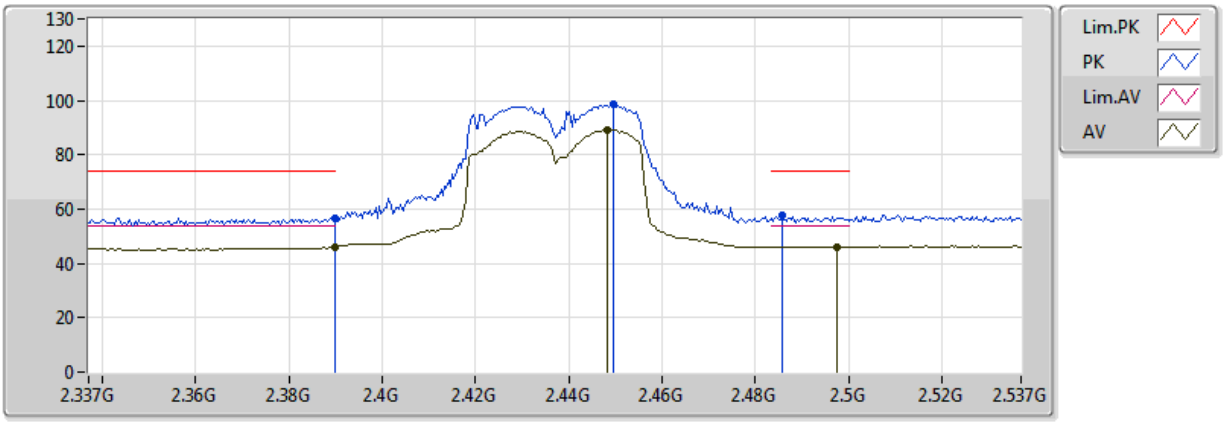

20180112
EUT Y_2TX
Setting 17
04-R-2
FSP(100142)

Type	Freq	Level	Limit	Margin	Factor	Dist	Condition	Azimuth	Height
	(Hz)	(dBuV/m)	(dBuV/m)	(dB)	(dB)	(m)		(°)	(m)
AV	2.389998G	46.03	54.00	-7.97	33.16	3	Horizontal	168	1.50
AV	2.4482G	89.18	Inf	-Inf	33.18	3	Horizontal	168	1.50
AV	2.4974G	46.15	54.00	-7.85	33.19	3	Horizontal	168	1.50
PK	2.389998G	56.68	74.00	-17.32	33.16	3	Horizontal	168	1.50
PK	2.4494G	98.46	Inf	-Inf	33.18	3	Horizontal	168	1.50
PK	2.4858G	57.76	74.00	-16.24	33.19	3	Horizontal	168	1.50

802.11n HT40_Nss1,(MCS0)_2TX

2437MHz_TX

13/01/2018

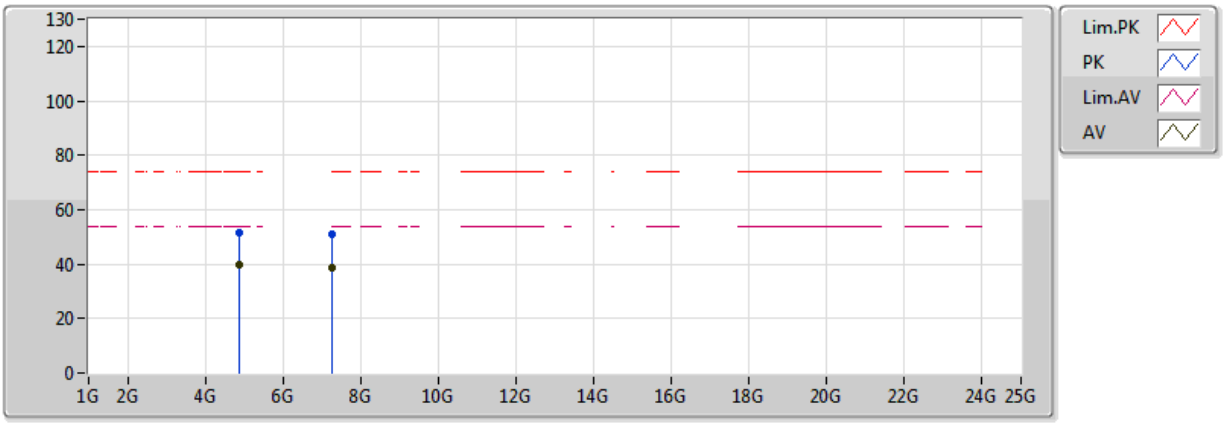

20180112
EUT Y_2TX
Setting 17
04-R-2
FSP(100142)

Type	Freq	Level	Limit	Margin	Factor	Dist	Condition	Azimuth	Height
	(Hz)	(dBuV/m)	(dBuV/m)	(dB)	(dB)	(m)		(°)	(m)
AV	4.87384G	39.54	54.00	-14.46	3.27	3	Vertical	357	1.50
AV	7.2722G	38.73	54.00	-15.27	9.45	3	Vertical	236	1.59
PK	4.87464G	51.42	74.00	-22.58	3.27	3	Vertical	357	1.50
PK	7.273G	50.82	74.00	-23.18	9.45	3	Vertical	236	1.59

802.11n HT40_Nss1,(MCS0)_2TX

2437MHz_TX

13/01/2018

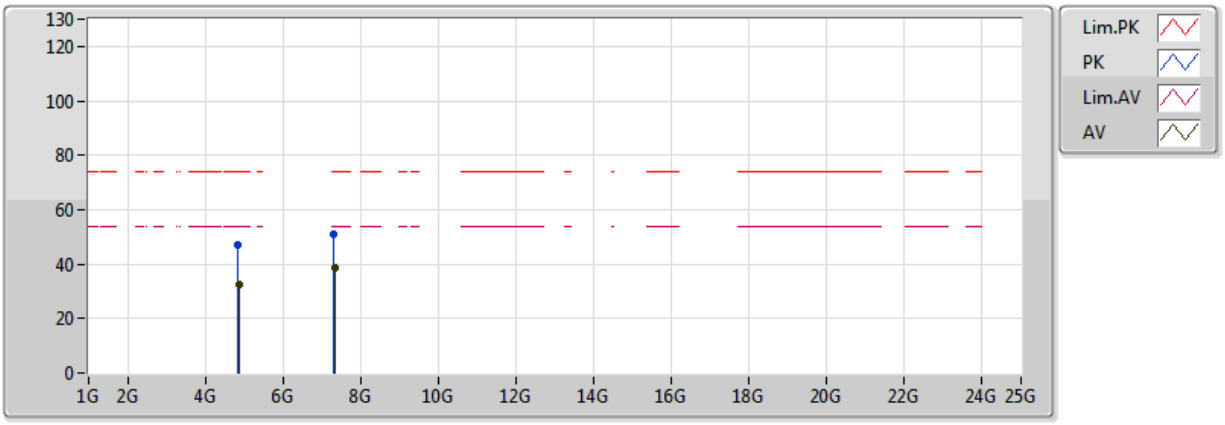

20180112
EUT Y_2TX
Setting 17
04-R-2
FSP(100142)

Type	Freq	Level	Limit	Margin	Factor	Dist	Condition	Azimuth	Height
	(Hz)	(dBuV/m)	(dBuV/m)	(dB)	(dB)	(m)		(°)	(m)
AV	4.87384G	32.77	54.00	-21.23	3.27	3	Horizontal	231	2.98
AV	7.33532G	38.81	54.00	-15.19	9.49	3	Horizontal	254	1.50
PK	4.84968G	47.19	74.00	-26.81	3.22	3	Horizontal	231	2.98
PK	7.28652G	50.99	74.00	-23.01	9.46	3	Horizontal	254	1.50

802.11n HT40_Nss1,(MCS0)_2TX

2442MHz_TX

13/01/2018

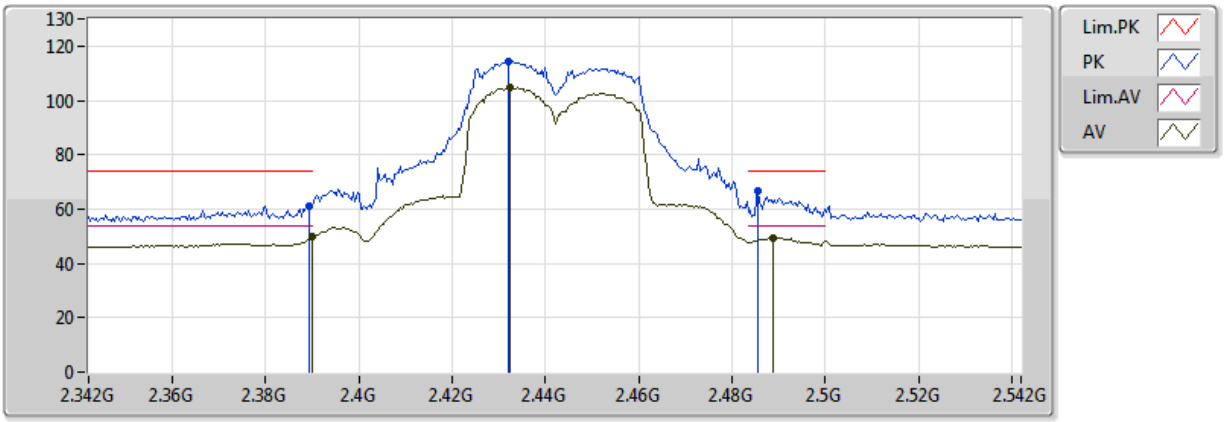

20180112
EUT Y_2TX
Setting 17
04-R-2
FSP(100142)

Type	Freq	Level	Limit	Margin	Factor	Dist	Condition	Azimuth	Height
	(Hz)	(dBuV/m)	(dBuV/m)	(dB)	(dB)	(m)		(°)	(m)
AV	2.39G	49.61	54.00	-4.39	33.16	3	Vertical	158	1.50
AV	2.4324G	105.06	Inf	-Inf	33.18	3	Vertical	158	1.50
AV	2.4888G	49.52	54.00	-4.48	33.19	3	Vertical	158	1.50
PK	2.3892G	61.09	74.00	-12.91	33.16	3	Vertical	158	1.50
PK	2.432G	114.48	Inf	-Inf	33.18	3	Vertical	158	1.50
PK	2.4856G	66.53	74.00	-7.47	33.19	3	Vertical	158	1.50

802.11n HT40_Nss1,(MCS0)_2TX

2442MHz_TX

13/01/2018

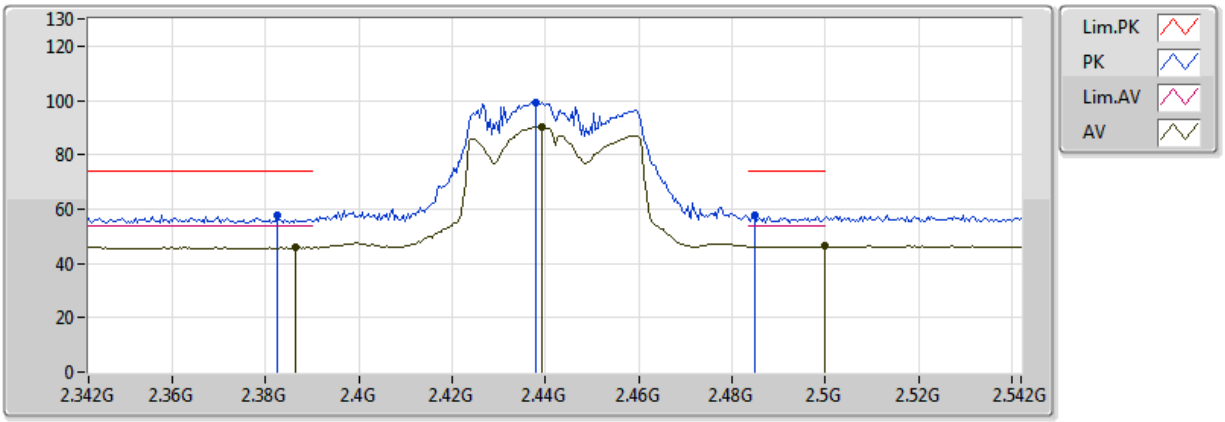

20180112
EUT Y_2TX
Setting 17
04-R-2
FSP(100142)

Type	Freq	Level	Limit	Margin	Factor	Dist	Condition	Azimuth	Height
	(Hz)	(dBuV/m)	(dBuV/m)	(dB)	(dB)	(m)		(°)	(m)
AV	2.3864G	45.83	54.00	-8.17	33.16	3	Horizontal	301	1.54
AV	2.4392G	90.15	Inf	-Inf	33.18	3	Horizontal	301	1.54
AV	2.5G	46.46	54.00	-7.54	33.19	3	Horizontal	301	1.54
PK	2.3824G	57.54	74.00	-16.46	33.16	3	Horizontal	301	1.54
PK	2.438G	99.38	Inf	-Inf	33.18	3	Horizontal	301	1.54
PK	2.4848G	57.44	74.00	-16.56	33.19	3	Horizontal	301	1.54

802.11n HT40_Nss1,(MCS0)_2TX

2447MHz_TX

13/01/2018

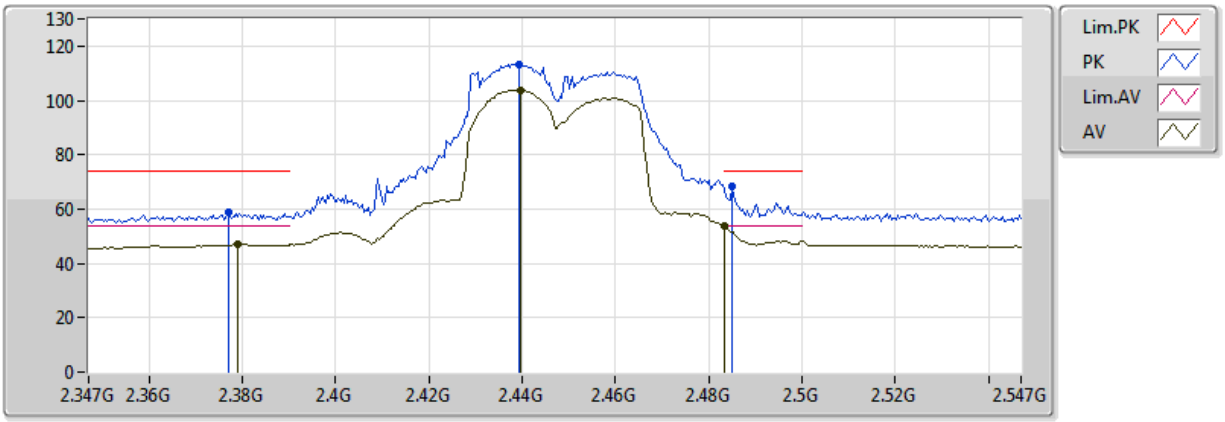

20180112
EUT Y_2TX
Setting 16
04-R-2
FSP(100142)

Type	Freq	Level	Limit	Margin	Factor	Dist	Condition	Azimuth	Height
	(Hz)	(dBuV/m)	(dBuV/m)	(dB)	(dB)	(m)		(°)	(m)
AV	2.379G	47.05	54.00	-6.95	33.16	3	Vertical	160	1.40
AV	2.4398G	103.94	Inf	-Inf	33.18	3	Vertical	160	1.40
AV	2.483502G	53.57	54.00	-0.43	33.19	3	Vertical	160	1.40
PK	2.377G	58.92	74.00	-15.08	33.16	3	Vertical	160	1.40
PK	2.4394G	113.38	Inf	-Inf	33.18	3	Vertical	160	1.40
PK	2.485G	68.59	74.00	-5.41	33.19	3	Vertical	160	1.40

802.11n HT40_Nss1,(MCS0)_2TX

2447MHz_TX

13/01/2018

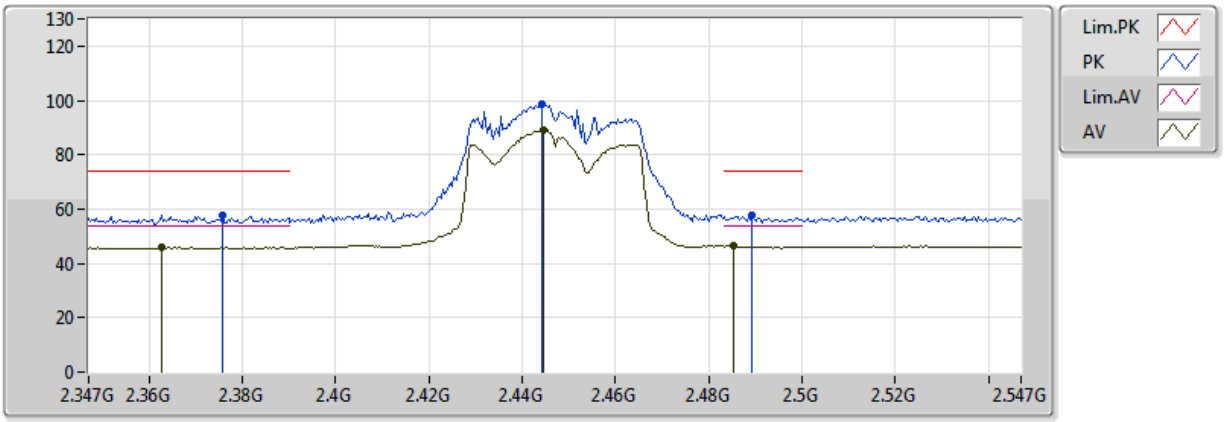

20180112
EUT Y_2TX
Setting 16
04-R-2
FSP(100142)

Type	Freq	Level	Limit	Margin	Factor	Dist	Condition	Azimuth	Height
	(Hz)	(dBuV/m)	(dBuV/m)	(dB)	(dB)	(m)		(°)	(m)
AV	2.3626G	45.94	54.00	-8.06	33.15	3	Horizontal	305	1.75
AV	2.4446G	89.05	Inf	-Inf	33.18	3	Horizontal	305	1.75
AV	2.4854G	46.63	54.00	-7.37	33.19	3	Horizontal	305	1.75
PK	2.3758G	57.99	74.00	-16.01	33.16	3	Horizontal	305	1.75
PK	2.4442G	98.76	Inf	-Inf	33.18	3	Horizontal	305	1.75
PK	2.4894G	57.55	74.00	-16.45	33.19	3	Horizontal	305	1.75

802.11n HT40_Nss1,(MCS0)_2TX

2452MHz_TX

06/01/2018

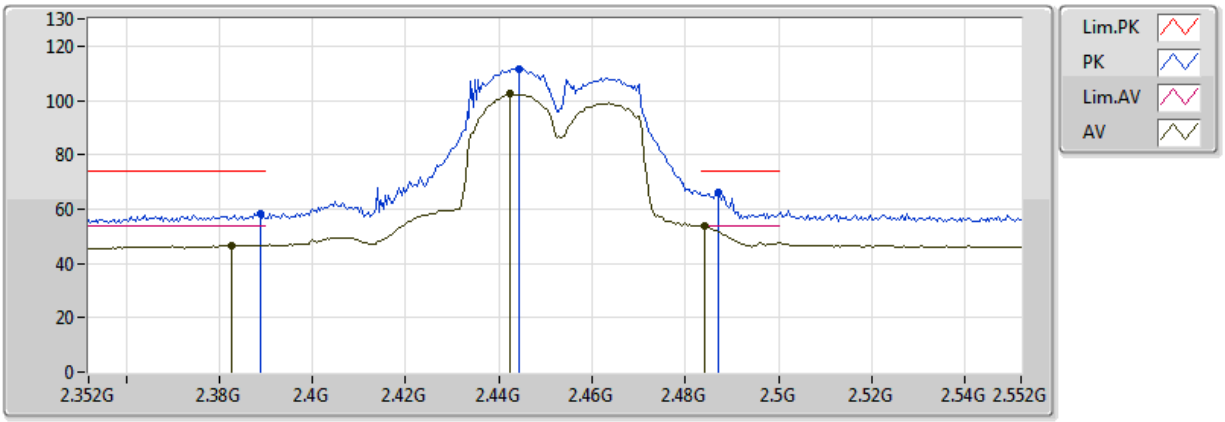

20180106
EUT Y_2TX
Setting 14
04-C-4
FSP(100142)

Type	Freq	Level	Limit	Margin	Factor	Dist	Condition	Azimuth	Height
	(Hz)	(dBuV/m)	(dBuV/m)	(dB)	(dB)	(m)		(°)	(m)
AV	2.3828G	46.69	54.00	-7.31	33.16	3	Vertical	18	1.47
AV	2.4424G	102.28	Inf	-Inf	33.18	3	Vertical	18	1.47
AV	2.484G	53.88	54.00	-0.12	33.19	3	Vertical	18	1.47
PK	2.3888G	58.16	74.00	-15.84	33.16	3	Vertical	18	1.47
PK	2.4444G	111.54	Inf	-Inf	33.18	3	Vertical	18	1.47
PK	2.4872G	66.34	74.00	-7.66	33.19	3	Vertical	18	1.47

802.11n HT40_Nss1,(MCS0)_2TX

2452MHz_TX

06/01/2018

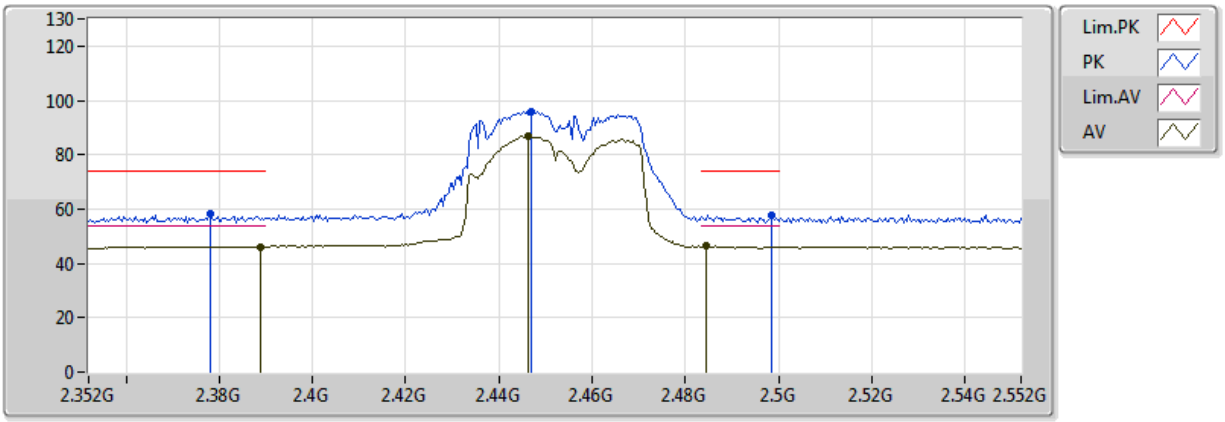

20180106
EUT Y_2TX
Setting 14
04-C-4
FSP(100142)

Type	Freq	Level	Limit	Margin	Factor	Dist	Condition	Azimuth	Height
	(Hz)	(dBuV/m)	(dBuV/m)	(dB)	(dB)	(m)		(°)	(m)
AV	2.3888G	46.21	54.00	-7.79	33.16	3	Horizontal	205	1.49
AV	2.4464G	86.81	Inf	-Inf	33.18	3	Horizontal	205	1.49
AV	2.4844G	46.34	54.00	-7.66	33.19	3	Horizontal	205	1.49
PK	2.378G	58.32	74.00	-15.68	33.16	3	Horizontal	205	1.49
PK	2.4468G	95.89	Inf	-Inf	33.18	3	Horizontal	205	1.49
PK	2.4984G	57.61	74.00	-16.39	33.19	3	Horizontal	205	1.49

802.11n HT40_Nss1,(MCS0)_2TX

2452MHz_TX

09/01/2018

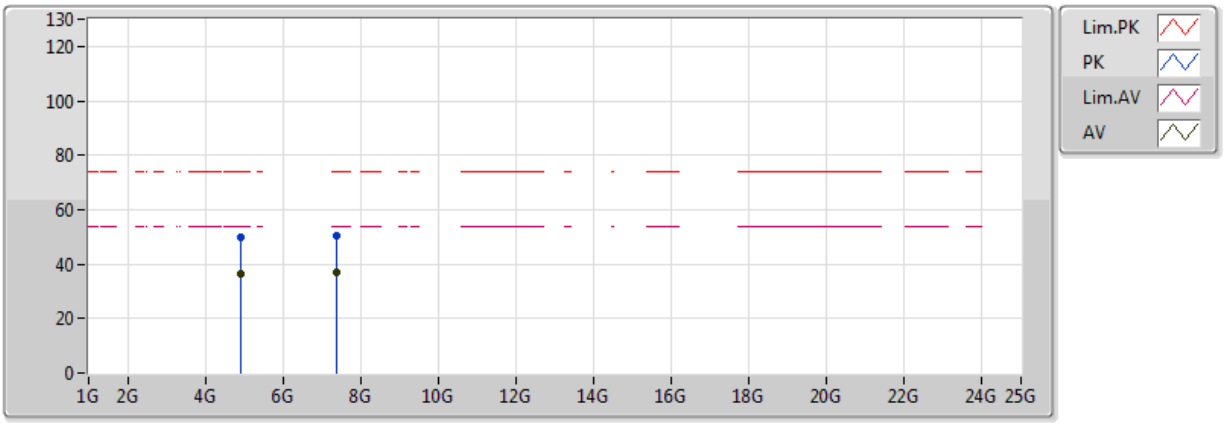

20180109
EUT Y_2TX
Setting 14
02-R-5
FSU

Type	Freq	Level	Limit	Margin	Factor	Dist	Condition	Azimuth	Height
	(Hz)	(dBuV/m)	(dBuV/m)	(dB)	(dB)	(m)		(°)	(m)
AV	4.9039G	36.55	54.00	-17.45	9.35	3	Vertical	164	1.57
AV	7.3752G	37.10	54.00	-16.90	11.93	3	Vertical	39	1.50
PK	4.9038G	49.81	74.00	-24.19	9.35	3	Vertical	164	1.57
PK	7.3657G	50.21	74.00	-23.79	11.92	3	Vertical	39	1.50

802.11n HT40_Nss1,(MCS0)_2TX

2452MHz_TX

09/01/2018

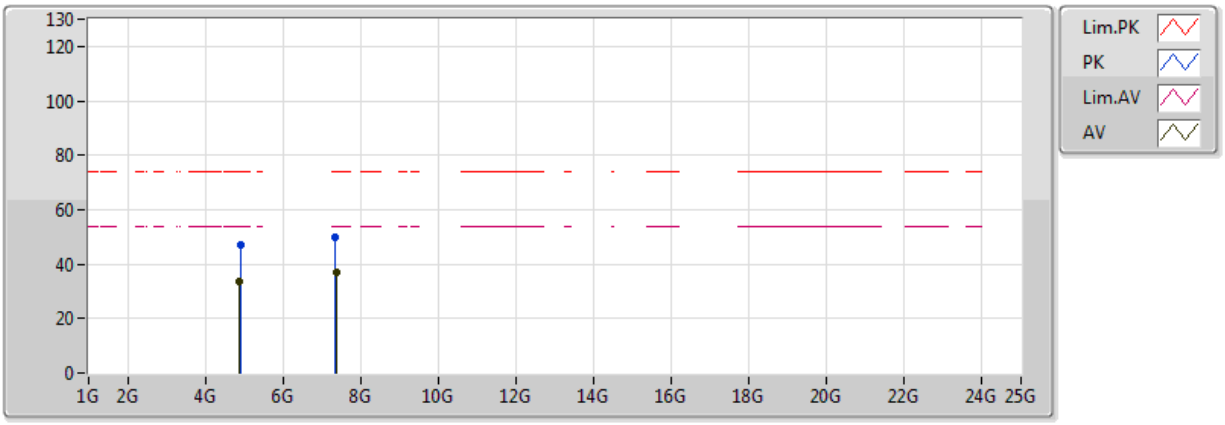

20180109
EUT Y_2TX
Setting 14
02-R-5
FSU

Type	Freq	Level	Limit	Margin	Factor	Dist	Condition	Azimuth	Height
	(Hz)	(dBuV/m)	(dBuV/m)	(dB)	(dB)	(m)		(°)	(m)
AV	4.8795G	33.48	54.00	-20.52	9.30	3	Horizontal	113	1.50
AV	7.3645G	37.11	54.00	-16.89	11.92	3	Horizontal	60	2.33
PK	4.9181G	47.21	74.00	-26.79	9.37	3	Horizontal	113	1.50
PK	7.3423G	50.08	74.00	-23.92	11.90	3	Horizontal	60	2.33