Date/Time: 05/26/05 09:46:48

Test Laboratory: Compliance Certification Services Inc.

D1900V2 SN-5d056 Head

DUT: Dipole 1900 MHz; Type: D1900V2; Serial: 5d056

Communication System: CW1900; Frequency: 1900 MHz;Duty Cycle: 1:1
Medium parameters used: f = 1900 MHz; σ = 1.45 mho/m; ε_r = 40.4; ρ = 1000 kg/m^3
Air Temperature:25.0 deg C;Liquid Temperature:23.9 deg C
Area scan setting: Find secondary maxima within 2 dB, and with a peak SAR value greater than 0.0012 mW/g
Zoom scan setting: Maximum number of cubes to measure is 2
Phantom section: Flat Section

DASY4 Configuration:

- Probe: EX3DV4 - SN3554; ConvF(6.61, 6.61, 6.61); Calibrated: 11/19/2004
- Sensor-Surface: 4mm (Mechanical Surface Detection)Sensor-Surface: 0mm (Fix Surface)
- Electronics: DAE3 Sn558; Calibrated: 8/24/2004
- Phantom: SAM 12; Type: SAM V4.0; Serial: TP-1150
- Measurement SW: DASY4, V4.4 Build 3; Postprocessing SW: SEMCAD, V1.8 Build 130

Pin=250mW,d=10mm/Area Scan (6x6x1): Measurement grid: dx=15mm, dy=15mm
Maximum value of SAR (measured) = 7.88 mW/g

Pin=250mW,d=10mm/Z Scan (1x1x21): Measurement grid: dx=20mm, dy=20mm, dz=5mm
Maximum value of SAR (measured) = 9.43 mW/g

Pin=250mW,d=10mm/Zoom Scan (5x5x7)/Cube 0: Measurement grid: dx=7.5mm, dy=7.5mm, dz=5mm
Reference Value = 85.0 V/m; Power Drift = 0.006 dB
Peak SAR (extrapolated) = 19.3 W/kg
SAR(1 g) = 9.59 mW/g; SAR(10 g) = 4.73 mW/g
Maximum value of SAR (measured) = 10.8 mW/g

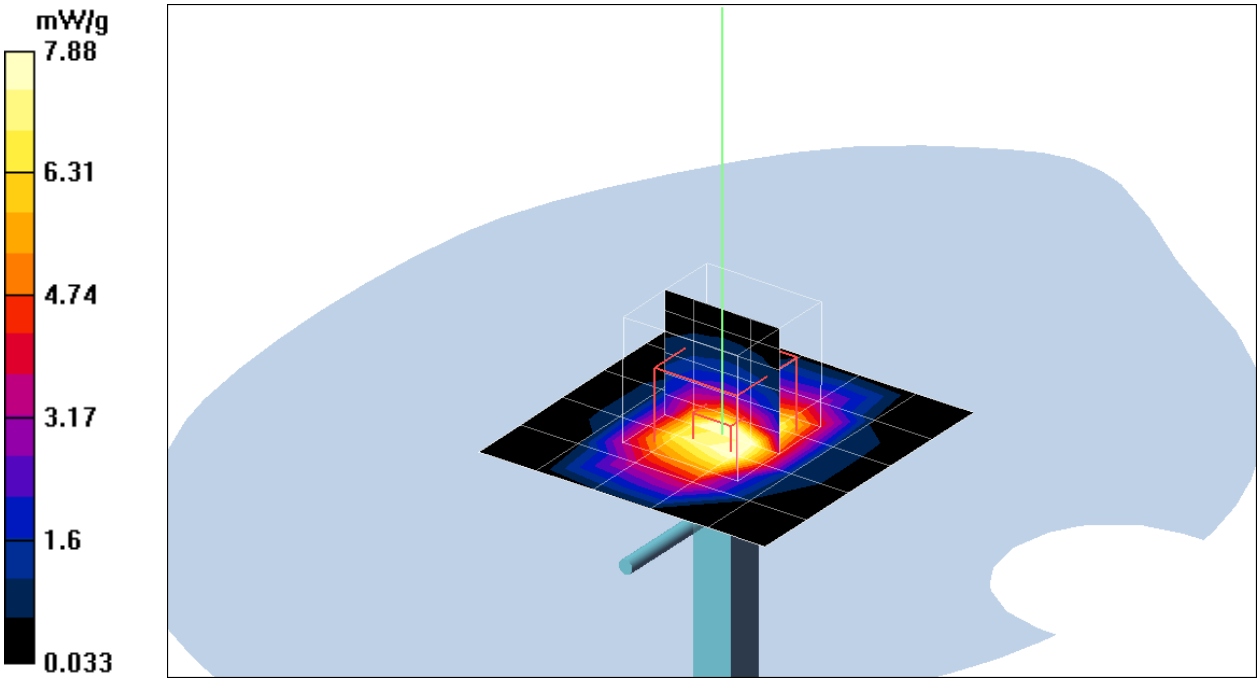
mW/g
7.88
6.31
4.74
3.17
1.6
0.033

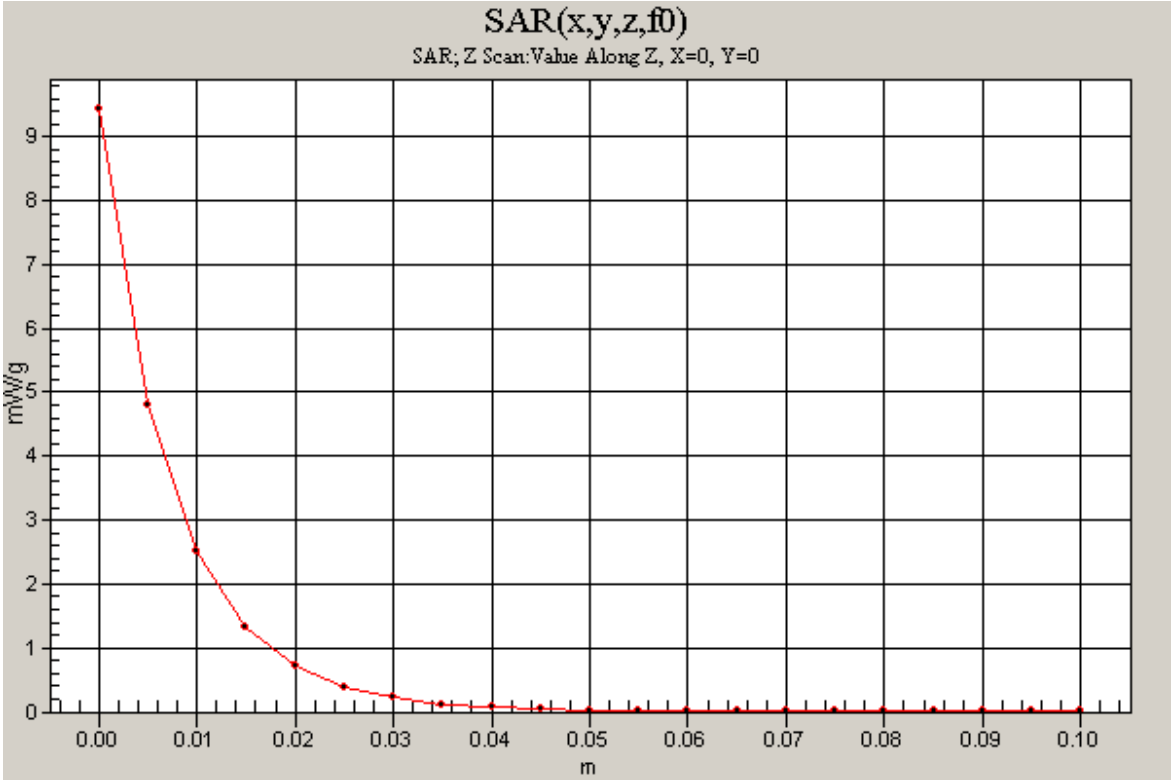
SAR(x,y,z,f0)
SAR; Z Scan:Value Along Z, X=0, Y=0
mW/g
0
1
2
3
4
5
6
7
8
9
0.00
0.01
0.02
0.03
0.04
0.05
0.06
0.07
0.08
0.09
0.10
m

Date/Time: 05/26/05 09:06:19

Test Laboratory: Compliance Certification Services Inc.

D1900V2 SN-5d056 Body

DUT: Dipole 1900 MHz; Type: D1900V2; Serial: 5d056

Communication System: CW1900; Frequency: 1900 MHz;Duty Cycle: 1:1
Medium parameters used: f = 1900 MHz; σ = 1.49 mho/m; ε_r = 51.7; ρ = 1000 kg/m^3
Air Temperature:25.0 deg C;Liquid Temperature:23.9 deg C
Area scan setting: Find secondary maxima within 2 dB, and with a peak SAR value greater than 0.0012 mW/g
Zoom scan setting: Maximum number of cubes to measure is 2
Phantom section: Flat Section

DASY4 Configuration:

- Probe: EX3DV4 - SN3554; ConvF(6.24, 6.24, 6.24); Calibrated: 11/19/2004
- Sensor-Surface: 4mm (Mechanical Surface Detection)Sensor-Surface: 0mm (Fix Surface)
- Electronics: DAE3 Sn558; Calibrated: 8/24/2004
- Phantom: SAM 12; Type: SAM V4.0; Serial: TP-1150
- Measurement SW: DASY4, V4.4 Build 3; Postprocessing SW: SEMCAD, V1.8 Build 130

Pin=250mW,d=10mm/Area Scan (6x6x1): Measurement grid: dx=15mm, dy=15mm
Maximum value of SAR (measured) = 8.08 mW/g

Pin=250mW,d=10mm/Z Scan (1x1x21): Measurement grid: dx=20mm, dy=20mm, dz=5mm
Maximum value of SAR (measured) = 10.5 mW/g

Pin=250mW,d=10mm/Zoom Scan (5x5x7)/Cube 0: Measurement grid: dx=7.5mm, dy=7.5mm, dz=5mm
Reference Value = 90 V/m; Power Drift = -0.0 dB
Peak SAR (extrapolated) = 19.6 W/kg
SAR(1 g) = 10.4 mW/g; SAR(10 g) = 5.23 mW/g
Maximum value of SAR (measured) = 11.7 mW/g

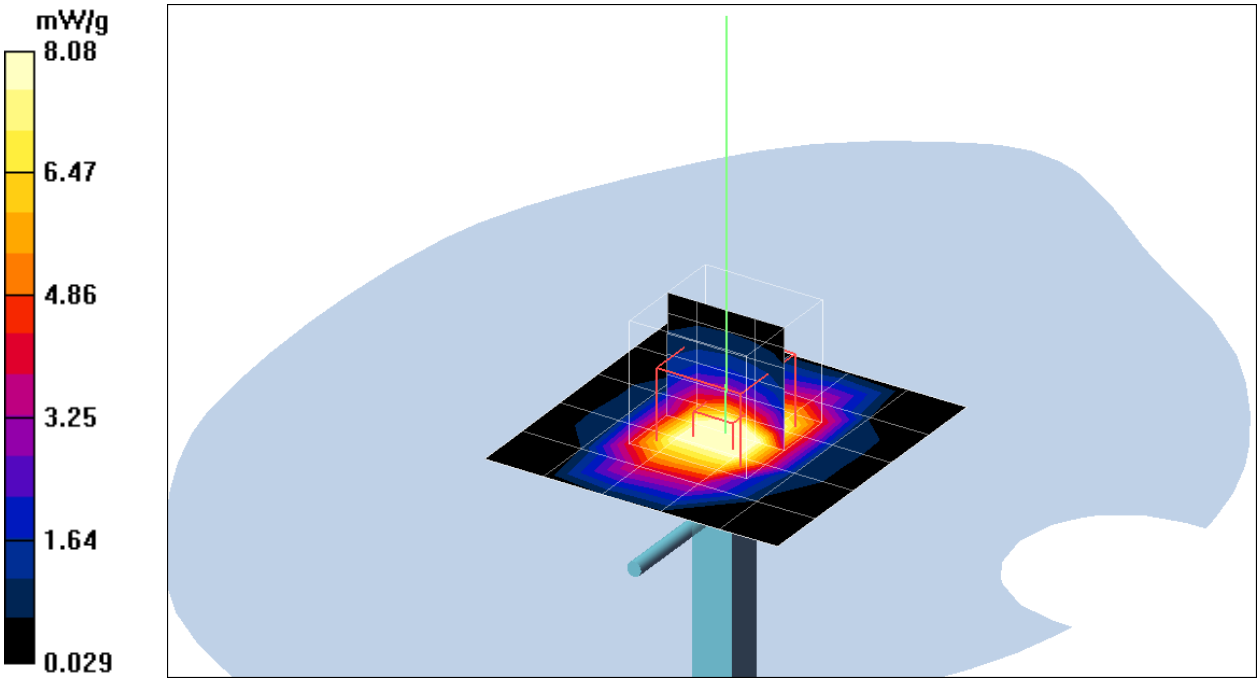
mW/g
8.08
6.47
4.86
3.25
1.64
0.029

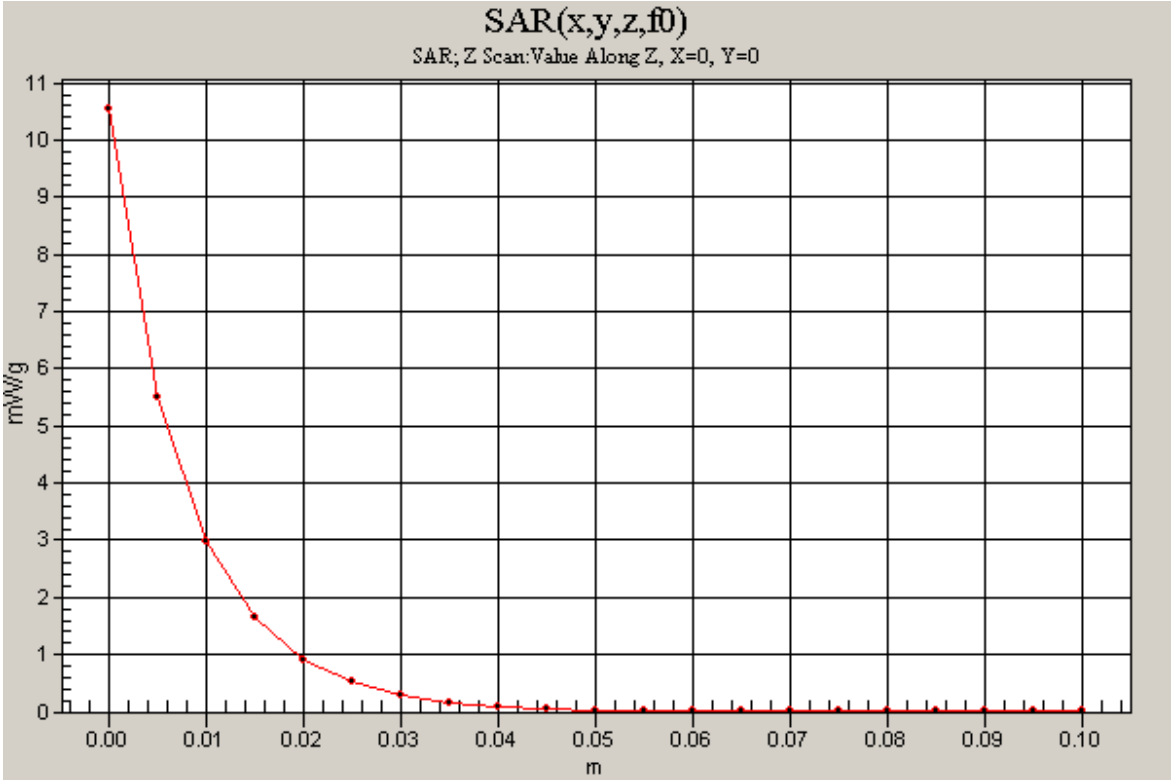
SAR(x,y,z,f0)
SAR; Z Scan:Value Along Z, X=0, Y=0
mW/g
m
0
1
2
3
4
5
6
7
8
9
10
11
0.00
0.01
0.02
0.03
0.04
0.05
0.06
0.07
0.08
0.09
0.10

Date/Time: 5/26/2005 1:34:01 PM

Test Laboratory: Compliance Certification Services Inc.

Left Head Close mode

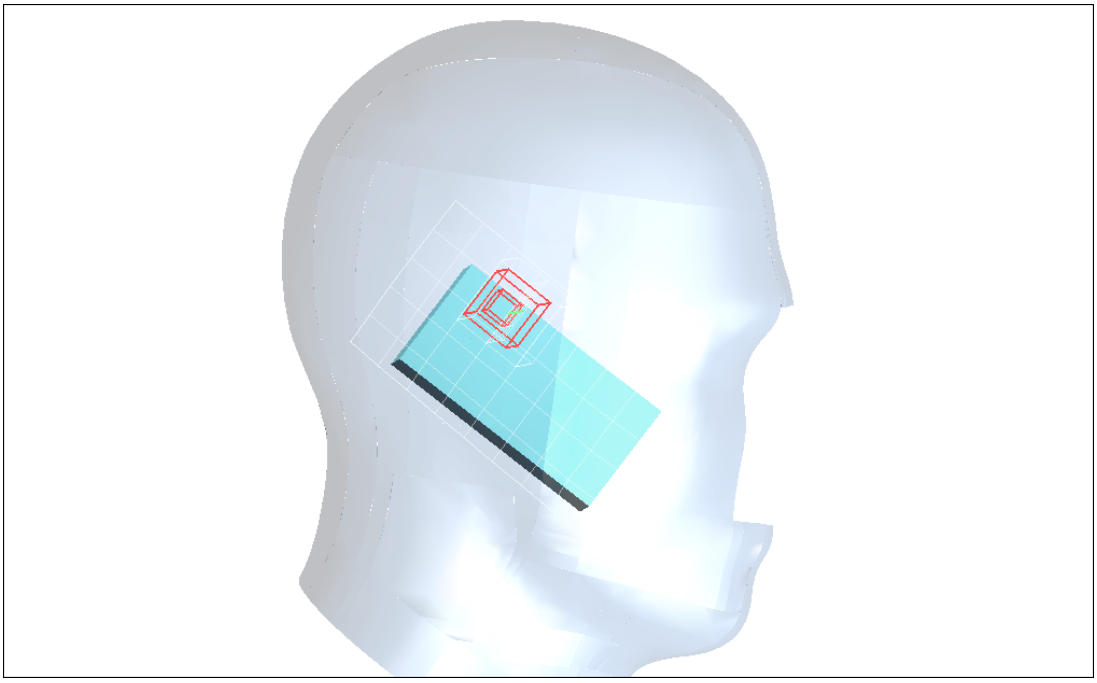

Date/Time: 5/26/2005 1:34:01 PM

Test Laboratory: Compliance Certification Services Inc.

GSM 1900-Left Head 960 Close mode

DUT: 960; Type: Tri-Band Mobile Phone; Serial: N/A

Communication System: PCS 1900; Frequency: 1850.2 MHz;Duty Cycle: 1:8
Medium parameters used: f = 1850.2 MHz; σ = 1.45 mho/m; ε_r = 40.4; ρ = 1000 kg/m^3
Air Temperature:25.0 deg C;Liquid Temperature:23.9 deg C
Area scan setting: Find secondary maxima within 2 dB, and with a peak SAR value greater than 0.0012 mW/g
Zoom scan setting: Maximum number of cubes to measure is 2
Phantom section: Left Section

DASY4 Configuration:

- Probe: EX3DV4 - SN3554; ConvF(6.61, 6.61, 6.61); Calibrated: 11/19/2004
- Sensor-Surface: 4mm (Mechanical Surface Detection)
- Electronics: DAE3 Sn558; Calibrated: 8/24/2004
- Phantom: SAM 12; Type: SAM V4.0; Serial: TP-1150
- Measurement SW: DASY4, V4.5 Build 19; Postprocessing SW: SEMCAD, V1.8 Build 146

Left Cheek Low CH512/Area Scan (6x10x1): Measurement grid: dx=15mm, dy=15mm
Maximum value of SAR (measured) = 0.105 mW/g

Left Cheek Low CH512/Zoom Scan (5x5x7)/Cube 0: Measurement grid: dx=7.5mm, dy=7.5mm, dz=5mm
Reference Value = 5.55 V/m; Power Drift = 0.2 dB
Peak SAR (extrapolated) = 0.197 W/kg
SAR(1 g) = 0.123 mW/g; SAR(10 g) = 0.067 mW/g
Maximum value of SAR (measured) = 0.135 mW/g

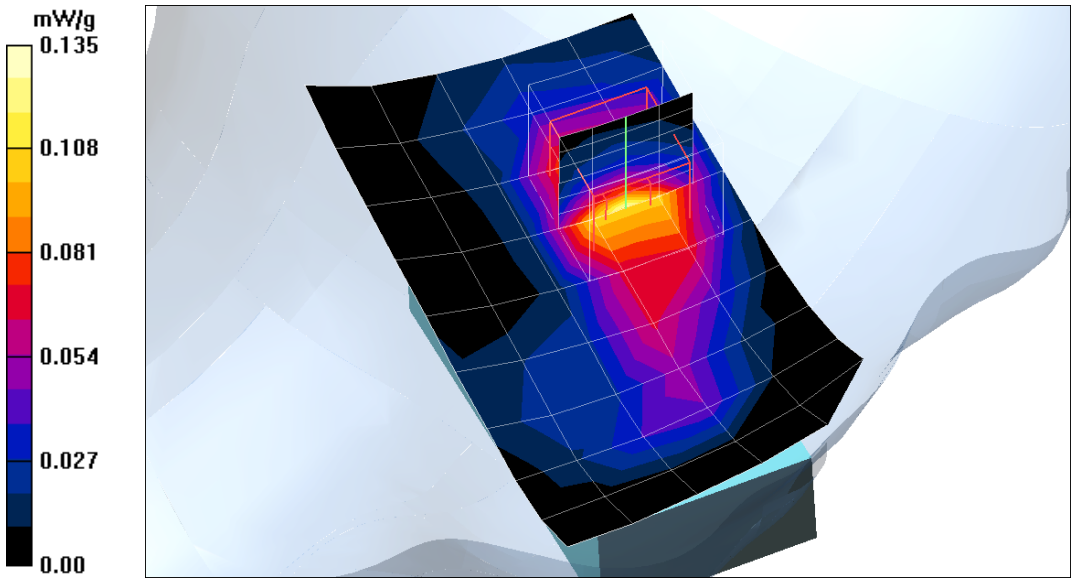

Date/Time: 5/26/2005 1:48:35 PM

Test Laboratory: Compliance Certification Services Inc.

GSM 1900-Left Head 960 Close mode

DUT: 960; Type: Tri-Band Mobile Phone; Serial: N/A

Communication System: PCS 1900; Frequency: 1880 MHz;Duty Cycle: 1:8
Medium parameters used: f = 1880 MHz; σ = 1.45 mho/m; ε_r = 40.4; ρ = 1000 kg/m^3
Air Temperature:25.0 deg C;Liquid Temperature:23.9 deg C
Area scan setting: Find secondary maxima within 2 dB, and with a peak SAR value greater than 0.0012 mW/g
Zoom scan setting: Maximum number of cubes to measure is 2
Phantom section: Left Section

DASY4 Configuration:

- Probe: EX3DV4 - SN3554; ConvF(6.61, 6.61, 6.61); Calibrated: 11/19/2004
- Sensor-Surface: 4mm (Mechanical Surface Detection)
- Electronics: DAE3 Sn558; Calibrated: 8/24/2004
- Phantom: SAM 12; Type: SAM V4.0; Serial: TP-1150
- Measurement SW: DASY4, V4.5 Build 19; Postprocessing SW: SEMCAD, V1.8 Build 146

Left Cheek Middle CH661/Area Scan (6x10x1): Measurement grid: dx=15mm, dy=15mm
Maximum value of SAR (measured) = 0.108 mW/g

Left Cheek Middle CH661/Zoom Scan (5x5x7)/Cube 0: Measurement grid: dx=7.5mm, dy=7.5mm, dz=5mm
Reference Value = 5.77 V/m; Power Drift = 0.1 dB
Peak SAR (extrapolated) = 0.200 W/kg
SAR(1 g) = 0.122 mW/g; SAR(10 g) = 0.067 mW/g
Maximum value of SAR (measured) = 0.139 mW/g

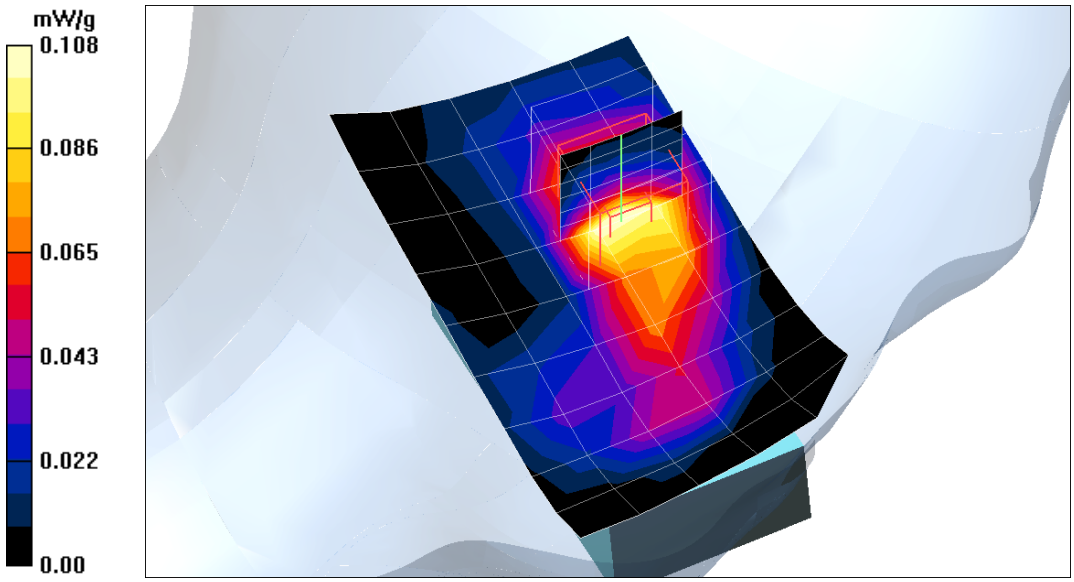

Date/Time: 5/26/2005 2:03:37 PM

Test Laboratory: Compliance Certification Services Inc.

GSM 1900-Left Head 960 Close mode

DUT: 960; Type: Tri-Band Mobile Phone; Serial: N/A

Communication System: PCS 1900; Frequency: 1909.8 MHz;Duty Cycle: 1:8
Medium parameters used: f = 1909.8 MHz; σ = 1.45 mho/m; ε_r = 40.4; ρ = 1000 kg/m^3
Air Temperature:25.0 deg C;Liquid Temperature:23.9 deg C
Area scan setting: Find secondary maxima within 2 dB, and with a peak SAR value greater than 0.0012 mW/g
Zoom scan setting: Maximum number of cubes to measure is 2
Phantom section: Left Section

DASY4 Configuration:

- Probe: EX3DV4 - SN3554; ConvF(6.61, 6.61, 6.61); Calibrated: 11/19/2004
- Sensor-Surface: 4mm (Mechanical Surface Detection)
- Electronics: DAE3 Sn558; Calibrated: 8/24/2004
- Phantom: SAM 12; Type: SAM V4.0; Serial: TP-1150
- Measurement SW: DASY4, V4.5 Build 19; Postprocessing SW: SEMCAD, V1.8 Build 146

Left Cheek High CH810/Area Scan (6x10x1): Measurement grid: dx=15mm, dy=15mm
Maximum value of SAR (measured) = 0.167 mW/g

Left Cheek High CH810/Zoom Scan (5x5x7)/Cube 0: Measurement grid: dx=7.5mm, dy=7.5mm, dz=5mm
Reference Value = 6.33 V/m; Power Drift = 0.090 dB
Peak SAR (extrapolated) = 0.239 W/kg
SAR(1 g) = 0.143 mW/g; SAR(10 g) = 0.078 mW/g
Maximum value of SAR (measured) = 0.158 mW/g

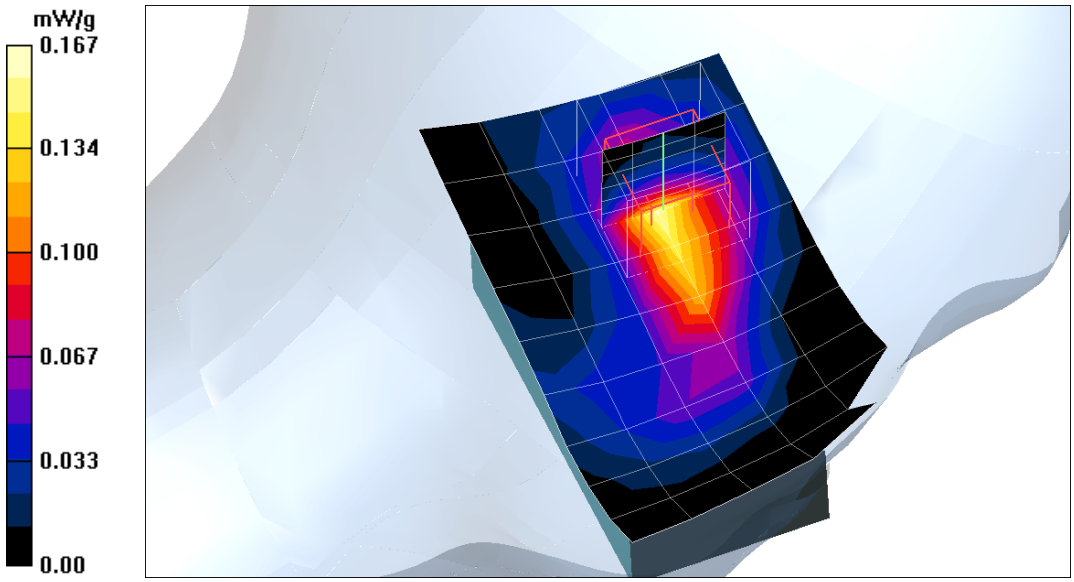

Date/Time: 5/26/2005 2:46:43 PM

Test Laboratory: Compliance Certification Services Inc.

GSM 1900-Left Head 960 Close mode

DUT: 960; Type: Tri-Band Mobile Phone; Serial: N/A

Communication System: PCS 1900; Frequency: 1850.2 MHz;Duty Cycle: 1:8
Medium parameters used: f = 1850.2 MHz; σ = 1.45 mho/m; ε_r = 40.4; ρ = 1000 kg/m^3
Air Temperature:25.0 deg C;Liquid Temperature:23.9 deg C
Area scan setting: Find secondary maxima within 2 dB, and with a peak SAR value greater than 0.0012 mW/g
Zoom scan setting: Maximum number of cubes to measure is 2
Phantom section: Left Section

DASY4 Configuration:

- Probe: EX3DV4 - SN3554; ConvF(6.61, 6.61, 6.61); Calibrated: 11/19/2004
- Sensor-Surface: 4mm (Mechanical Surface Detection)
- Electronics: DAE3 Sn558; Calibrated: 8/24/2004
- Phantom: SAM 12; Type: SAM V4.0; Serial: TP-1150
- Measurement SW: DASY4, V4.5 Build 19; Postprocessing SW: SEMCAD, V1.8 Build 146

Left Tilted Low CH512/Area Scan (6x10x1): Measurement grid: dx=15mm, dy=15mm
Maximum value of SAR (measured) = 0.149 mW/g

Left Tilted Low CH512/Zoom Scan (5x5x7)/Cube 0: Measurement grid: dx=7.5mm, dy=7.5mm, dz=5mm
Reference Value = 8.72 V/m; Power Drift = -0.094 dB
Peak SAR (extrapolated) = 0.248 W/kg
SAR(1 g) = 0.153 mW/g; SAR(10 g) = 0.085 mW/g
Maximum value of SAR (measured) = 0.170 mW/g

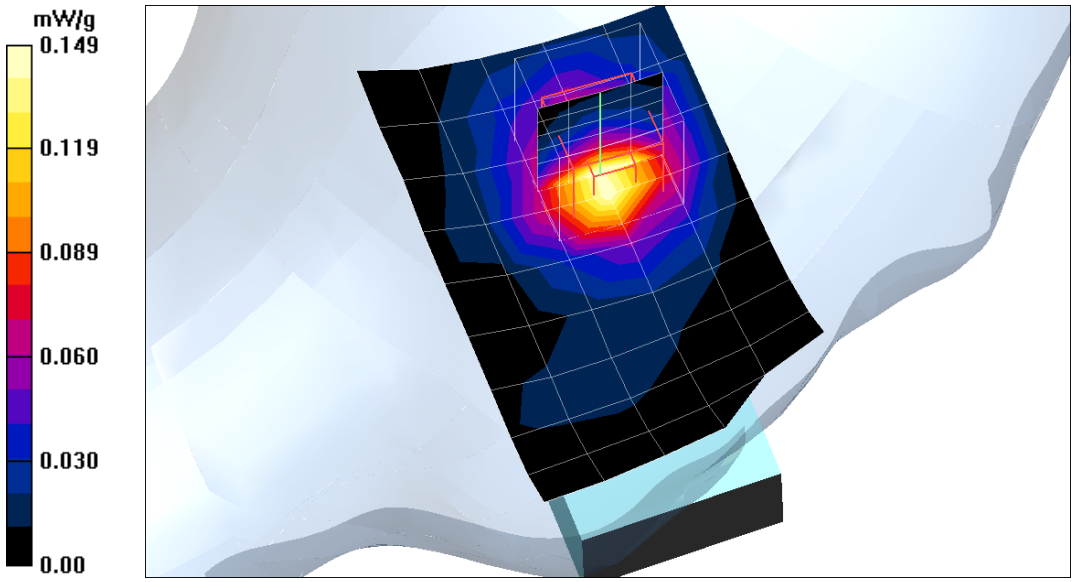

Date/Time: 5/26/2005 2:32:39 PM

Test Laboratory: Compliance Certification Services Inc.

GSM 1900-Left Head 960 Close mode

DUT: 960; Type: Tri-Band Mobile Phone; Serial: N/A

Communication System: PCS 1900; Frequency: 1880 MHz;Duty Cycle: 1:8
Medium parameters used: f = 1880 MHz; σ = 1.45 mho/m; ε_r = 40.4; ρ = 1000 kg/m^3
Air Temperature:25.0 deg C;Liquid Temperature:23.9 deg C
Area scan setting: Find secondary maxima within 2 dB, and with a peak SAR value greater than 0.0012 mW/g
Zoom scan setting: Maximum number of cubes to measure is 2
Phantom section: Left Section

DASY4 Configuration:

- Probe: EX3DV4 - SN3554; ConvF(6.61, 6.61, 6.61); Calibrated: 11/19/2004
- Sensor-Surface: 4mm (Mechanical Surface Detection)
- Electronics: DAE3 Sn558; Calibrated: 8/24/2004
- Phantom: SAM 12; Type: SAM V4.0; Serial: TP-1150
- Measurement SW: DASY4, V4.5 Build 19; Postprocessing SW: SEMCAD, V1.8 Build 146

Left Tilted Middle CH661/Area Scan (6x10x1): Measurement grid: dx=15mm, dy=15mm
Maximum value of SAR (measured) = 0.144 mW/g

Left Tilted Middle CH661/Zoom Scan (5x5x7)/Cube 0: Measurement grid: dx=7.5mm, dy=7.5mm, dz=5mm
Reference Value = 8.45 V/m; Power Drift = 0.1 dB
Peak SAR (extrapolated) = 0.246 W/kg
SAR(1 g) = 0.148 mW/g; SAR(10 g) = 0.081 mW/g
Maximum value of SAR (measured) = 0.166 mW/g

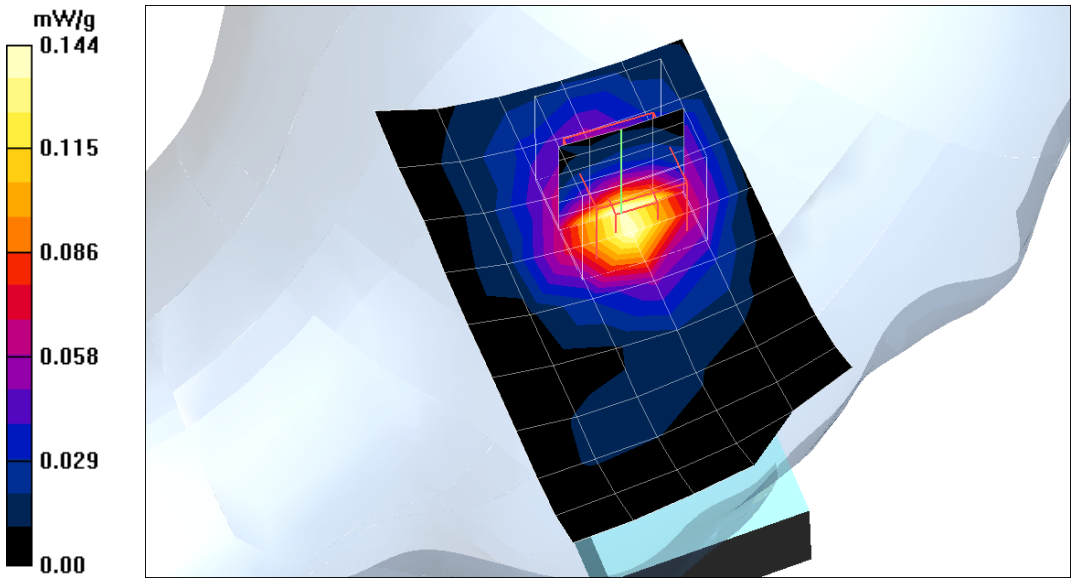

Date/Time: 05/26/05 12:36:48

Test Laboratory: Compliance Certification Services Inc.

GSM 1900-Left Head 960 Close mode

DUT: 960; Type: Tri-Band Mobile Phone; Serial: N/A

Communication System: PCS 1900; Frequency: 1909.8 MHz;Duty Cycle: 1:8
Medium parameters used: f = 1909.8 MHz; σ = 1.45 mho/m; ε_r = 40.4; ρ = 1000 kg/m^3
Air Temperature:25.0 deg C;Liquid Temperature:23.9 deg C
Area scan setting: Find secondary maxima within 2 dB, and with a peak SAR value greater than 0.0012 mW/g
Zoom scan setting: Maximum number of cubes to measure is 2
Phantom section: Left Section

DASY4 Configuration:

- Probe: EX3DV4 - SN3554; ConvF(6.61, 6.61, 6.61); Calibrated: 11/19/2004
- Sensor-Surface: 4mm (Mechanical Surface Detection)Sensor-Surface: 0mm (Fix Surface)
- Electronics: DAE3 Sn558; Calibrated: 8/24/2004
- Phantom: SAM 12; Type: SAM V4.0; Serial: TP-1150
- Measurement SW: DASY4, V4.5 Build 19; Postprocessing SW: SEMCAD, V1.8 Build 146

Left Tilted High CH810/Area Scan (6x10x1): Measurement grid: dx=15mm, dy=15mm
Maximum value of SAR (measured) = 0.145 mW/g

Left Tilted High CH810/Z Scan (1x1x21): Measurement grid: dx=20mm, dy=20mm, dz=5mm
Maximum value of SAR (measured) = 0.207 mW/g

Left Tilted High CH810/Zoom Scan (5x5x7)/Cube 0: Measurement grid: dx=7.5mm, dy=7.5mm, dz=5mm
Reference Value = 8.53 V/m; Power Drift = 0.2 dB
Peak SAR (extrapolated) = 0.285 W/kg
SAR(1 g) = 0.170 mW/g; SAR(10 g) = 0.094 mW/g
Maximum value of SAR (measured) = 0.189 mW/g

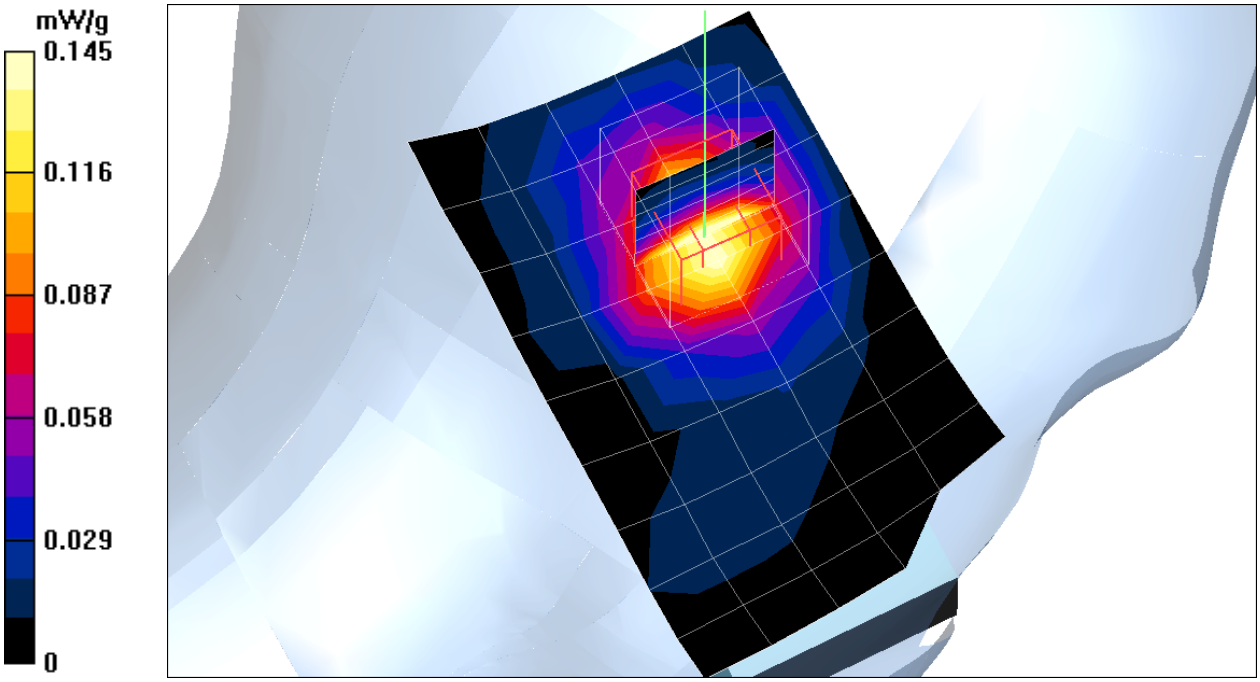
mW/g
0.145
0.116
0.087
0.058
0.029
0

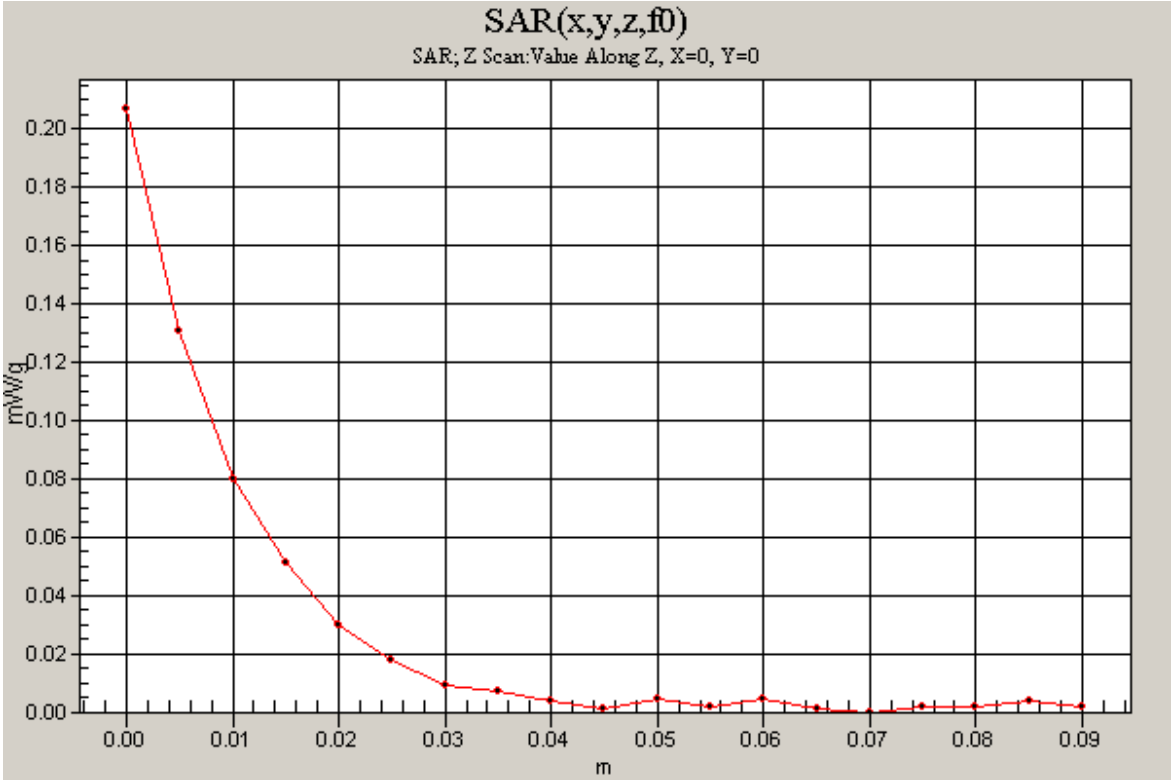
SAR(x,y,z,f0)
SAR; Z Scan:Value Along Z, X=0, Y=0
mW/g
0.20
0.18
0.16
0.14
0.12
0.10
0.08
0.06
0.04
0.02
0.00
0.00
0.01
0.02
0.03
0.04
0.05
0.06
0.07
0.08
0.09
m

Date/Time: 05/26/05 12:36:48

Test Laboratory: Compliance Certification Services Inc.

GSM 1900-Left Head 960 Close mode

DUT: 960; Type: Tri-Band Mobile Phone; Serial: N/A

Communication System: PCS 1900; Frequency: 1909.8 MHz;Duty Cycle: 1:8
Medium parameters used: f = 1909.8 MHz; σ = 1.45 mho/m; ε_r = 40.4; ρ = 1000 kg/m^3
Air Temperature:25.0 deg C;Liquid Temperature:23.9 deg C
Area scan setting: Find secondary maxima within 2 dB, and with a peak SAR value greater than 0.0012 mW/g
Zoom scan setting: Maximum number of cubes to measure is 2
Phantom section: Left Section

DASY4 Configuration:

- Probe: EX3DV4 - SN3554; ConvF(6.61, 6.61, 6.61); Calibrated: 11/19/2004
- Sensor-Surface: 4mm (Mechanical Surface Detection)Sensor-Surface: 0mm (Fix Surface)
- Electronics: DAE3 Sn558; Calibrated: 8/24/2004
- Phantom: SAM 12; Type: SAM V4.0; Serial: TP-1150
- Measurement SW: DASY4, V4.5 Build 19; Postprocessing SW: SEMCAD, V1.8 Build 146

Bt + Left Tilted High CH810/Area Scan (6x10x1): Measurement grid: dx=15mm, dy=15mm
Maximum value of SAR (measured) = 0.208 mW/g

Bt + Left Tilted High CH810/Z Scan (1x1x21): Measurement grid: dx=20mm, dy=20mm, dz=5mm
Maximum value of SAR (measured) = 0.243 mW/g

Bt + Left Tilted High CH810/Zoom Scan (5x5x7)/Cube 0: Measurement grid: dx=7.5mm, dy=7.5mm, dz=5mm
Reference Value = 10.4 V/m; Power Drift = 0.0 dB
Peak SAR (extrapolated) = 0.325 W/kg
SAR(1 g) = 0.197 mW/g; SAR(10 g) = 0.110 mW/g
Maximum value of SAR (measured) = 0.218 mW/g

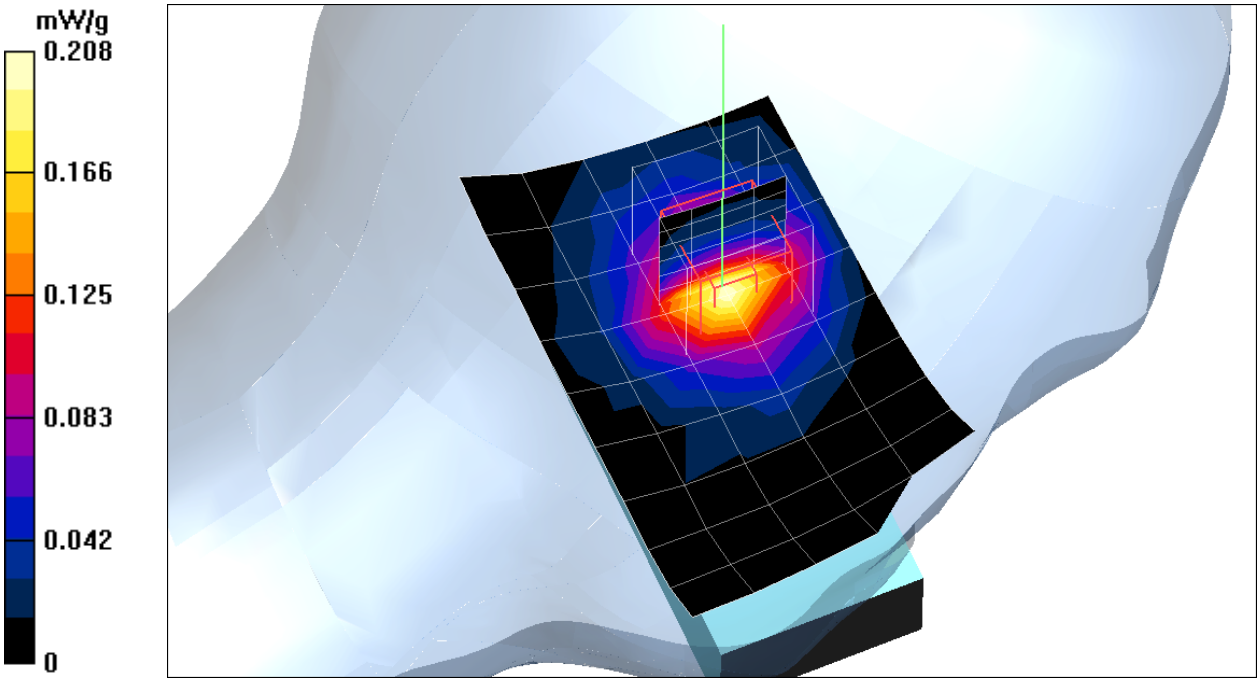
mW/g
0.208
0.166
0.125
0.083
0.042
0

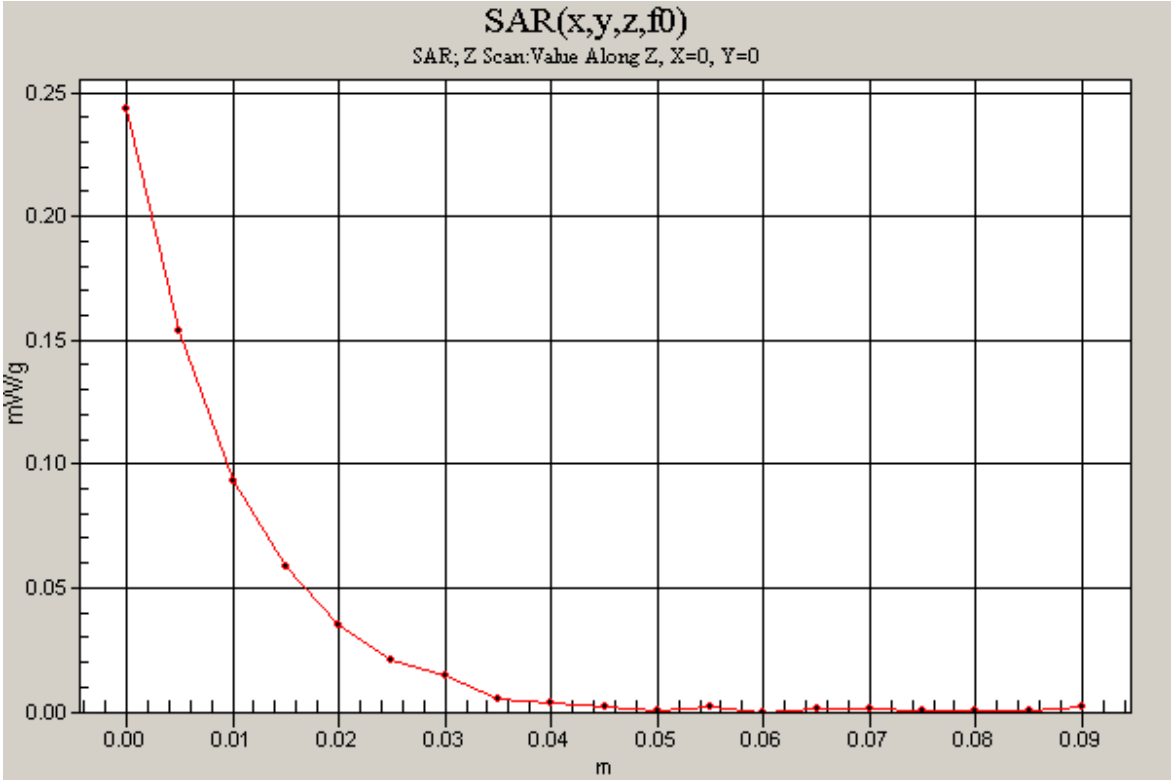
SAR(x,y,z,f0)
SAR; Z Scan:Value Along Z, X=0, Y=0
mW/g
0.25
0.20
0.15
0.10
0.05
0.00
0.00
0.01
0.02
0.03
0.04
0.05
0.06
0.07
0.08
0.09
m

Date/Time: 5/26/2005 3:14:06 PM

Test Laboratory: Compliance Certification Services Inc.

Right Head Close mode



Date/Time: 5/26/2005 3:19:55 PM

Test Laboratory: Compliance Certification Services Inc.

GSM 1900-Right Head 960 Close mode

DUT: 960; Type: Tri-Band Mobile Phone; Serial: N/A

Communication System: PCS 1900; Frequency: 1850.2 MHz;Duty Cycle: 1:8
Medium parameters used: f = 1850.2 MHz; σ = 1.45 mho/m; ε_r = 40.4; ρ = 1000 kg/m^3
Air Temperature:25.0 deg C;Liquid Temperature:23.9 deg C
Area scan setting: Find secondary maxima within 2 dB, and with a peak SAR value greater than 0.0012 mW/g
Zoom scan setting: Maximum number of cubes to measure is 2
Phantom section: Right Section

DASY4 Configuration:

- Probe: EX3DV4 - SN3554; ConvF(6.61, 6.61, 6.61); Calibrated: 11/19/2004
- Sensor-Surface: 4mm (Mechanical Surface Detection)
- Electronics: DAE3 Sn558; Calibrated: 8/24/2004
- Phantom: SAM 12; Type: SAM V4.0; Serial: TP-1150
- Measurement SW: DASY4, V4.5 Build 19; Postprocessing SW: SEMCAD, V1.8 Build 146

Right Cheek Low CH512/Area Scan (6x10x1): Measurement grid: dx=15mm, dy=15mm
Maximum value of SAR (measured) = 0.113 mW/g

Right Cheek Low CH512/Zoom Scan (5x5x7)/Cube 0: Measurement grid: dx=7.5mm, dy=7.5mm, dz=5mm
Reference Value = 8.18 V/m; Power Drift = 0.2 dB
Peak SAR (extrapolated) = 0.162 W/kg
SAR(1 g) = 0.106 mW/g; SAR(10 g) = 0.063 mW/g
Maximum value of SAR (measured) = 0.114 mW/g

Right Cheek Low CH512/Zoom Scan (5x5x7)/Cube 1: Measurement grid: dx=7.5mm, dy=7.5mm, dz=5mm
Reference Value = 8.18 V/m; Power Drift = 0.2 dB
Peak SAR (extrapolated) = 0.071 W/kg
SAR(1 g) = 0.050 mW/g; SAR(10 g) = 0.032 mW/g
Maximum value of SAR (measured) = 0.054 mW/g

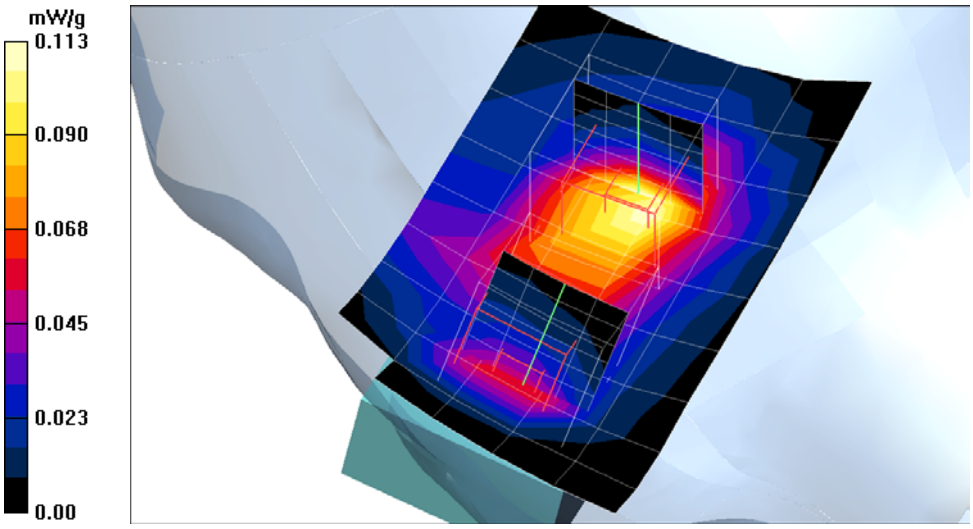

Date/Time: 5/26/2005 3:37:16 PM

Test Laboratory: Compliance Certification Services Inc.

GSM 1900-Right Head 960 Close mode

DUT: 960; Type: Tri-Band Mobile Phone; Serial: N/A

Communication System: PCS 1900; Frequency: 1880 MHz;Duty Cycle: 1:8
Medium parameters used: f = 1880 MHz; σ = 1.45 mho/m; ε_r = 40.4; ρ = 1000 kg/m^3
Air Temperature:25.0 deg C;Liquid Temperature:23.9 deg C
Area scan setting: Find secondary maxima within 2 dB, and with a peak SAR value greater than 0.0012 mW/g
Zoom scan setting: Maximum number of cubes to measure is 2
Phantom section: Right Section

DASY4 Configuration:

- Probe: EX3DV4 - SN3554; ConvF(6.61, 6.61, 6.61); Calibrated: 11/19/2004
- Sensor-Surface: 4mm (Mechanical Surface Detection)
- Electronics: DAE3 Sn558; Calibrated: 8/24/2004
- Phantom: SAM 12; Type: SAM V4.0; Serial: TP-1150
- Measurement SW: DASY4, V4.5 Build 19; Postprocessing SW: SEMCAD, V1.8 Build 146

Right Cheek Middle CH661/Area Scan (6x10x1): Measurement grid: dx=15mm, dy=15mm
Maximum value of SAR (measured) = 0.111 mW/g

Right Cheek Middle CH661/Zoom Scan (5x5x7)/Cube 0: Measurement grid: dx=7.5mm, dy=7.5mm, dz=5mm
Reference Value = 8.63 V/m; Power Drift = 0.159 dB
Peak SAR (extrapolated) = 0.175 W/kg
SAR(1 g) = 0.114 mW/g; SAR(10 g) = 0.069 mW/g
Maximum value of SAR (measured) = 0.125 mW/g

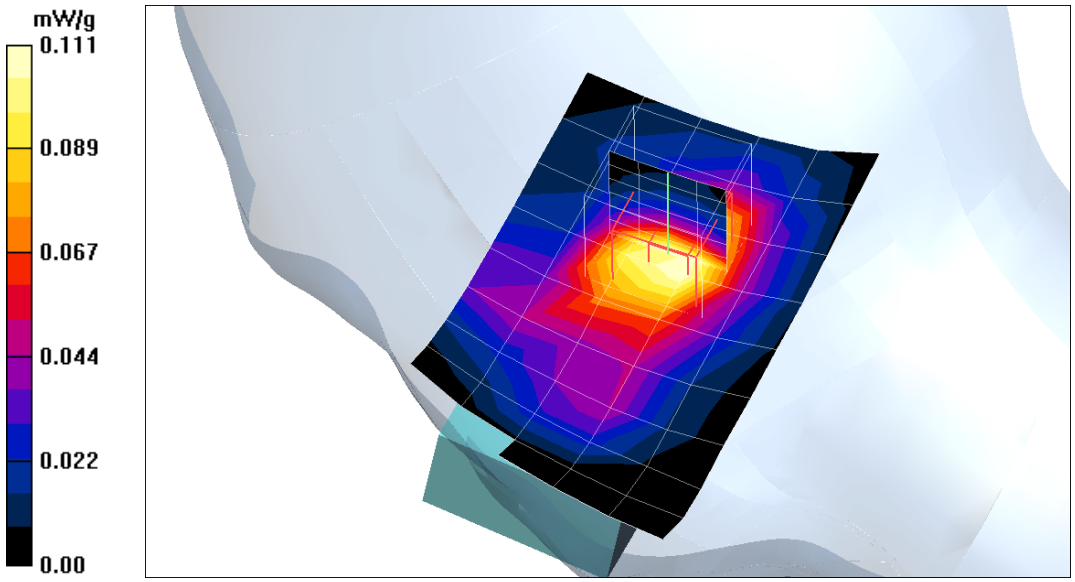

Date/Time: 5/26/2005 3:54:08 PM

Test Laboratory: Compliance Certification Services Inc.

GSM 1900-Right Head 960 Close mode

DUT: 960; Type: Tri-Band Mobile Phone; Serial: N/A

Communication System: PCS 1900; Frequency: 1909.8 MHz;Duty Cycle: 1:8
Medium parameters used: f = 1909.8 MHz; σ = 1.45 mho/m; ε_r = 40.4; ρ = 1000 kg/m^3
Air Temperature:25.0 deg C;Liquid Temperature:23.9 deg C
Area scan setting: Find secondary maxima within 2 dB, and with a peak SAR value greater than 0.0012 mW/g
Zoom scan setting: Maximum number of cubes to measure is 2
Phantom section: Right Section

DASY4 Configuration:

- Probe: EX3DV4 - SN3554; ConvF(6.61, 6.61, 6.61); Calibrated: 11/19/2004
- Sensor-Surface: 4mm (Mechanical Surface Detection)
- Electronics: DAE3 Sn558; Calibrated: 8/24/2004
- Phantom: SAM 12; Type: SAM V4.0; Serial: TP-1150
- Measurement SW: DASY4, V4.5 Build 19; Postprocessing SW: SEMCAD, V1.8 Build 146

Right Cheek High CH810/Area Scan (6x10x1): Measurement grid: dx=15mm, dy=15mm
Maximum value of SAR (measured) = 0.114 mW/g

Right Cheek High CH810/Zoom Scan (5x5x7)/Cube 0: Measurement grid: dx=7.5mm, dy=7.5mm, dz=5mm
Reference Value = 9.23 V/m; Power Drift = 0.171 dB
Peak SAR (extrapolated) = 0.199 W/kg
SAR(1 g) = 0.125 mW/g; SAR(10 g) = 0.074 mW/g
Maximum value of SAR (measured) = 0.132 mW/g

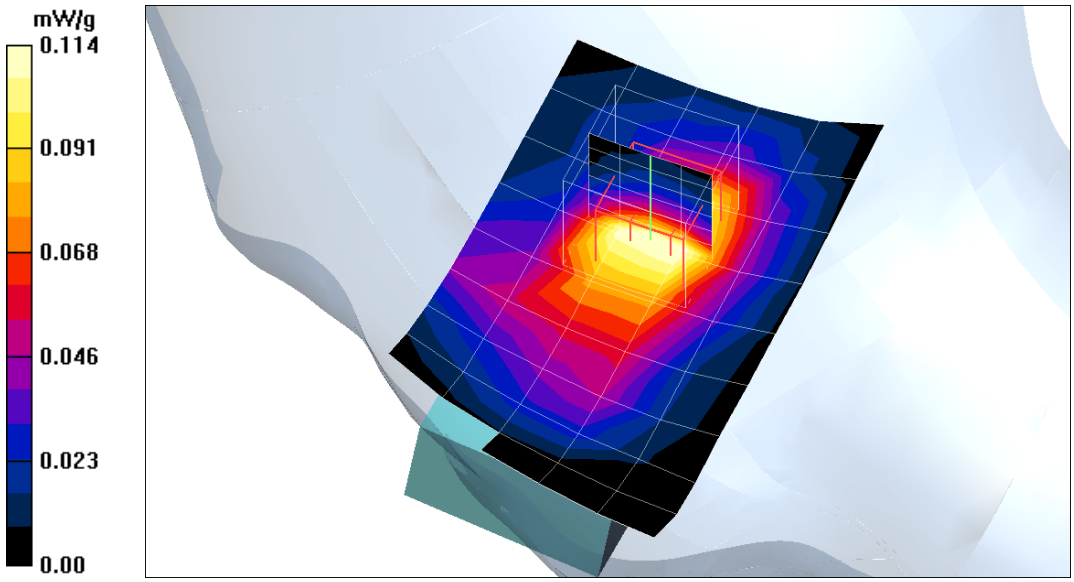

Date/Time: 5/26/2005 4:36:25 PM

Test Laboratory: Compliance Certification Services Inc.

GSM 1900-Right Head 960 Close mode

DUT: 960; Type: Tri-Band Mobile Phone; Serial: N/A

Communication System: PCS 1900; Frequency: 1850.2 MHz;Duty Cycle: 1:8
Medium parameters used: f = 1850.2 MHz; σ = 1.45 mho/m; ε_r = 40.4; ρ = 1000 kg/m^3
Air Temperature:25.0 deg C;Liquid Temperature:23.9 deg C
Area scan setting: Find secondary maxima within 2 dB, and with a peak SAR value greater than 0.0012 mW/g
Zoom scan setting: Maximum number of cubes to measure is 2
Phantom section: Right Section

DASY4 Configuration:

- Probe: EX3DV4 - SN3554; ConvF(6.61, 6.61, 6.61); Calibrated: 11/19/2004
- Sensor-Surface: 4mm (Mechanical Surface Detection)
- Electronics: DAE3 Sn558; Calibrated: 8/24/2004
- Phantom: SAM 12; Type: SAM V4.0; Serial: TP-1150
- Measurement SW: DASY4, V4.5 Build 19; Postprocessing SW: SEMCAD, V1.8 Build 146

Right Tilted Low CH512/Area Scan (6x10x1): Measurement grid: dx=15mm, dy=15mm
Maximum value of SAR (measured) = 0.126 mW/g

Right Tilted Low CH512/Zoom Scan (5x5x7)/Cube 0: Measurement grid: dx=7.5mm, dy=7.5mm, dz=5mm
Reference Value = 10.0 V/m; Power Drift = 0.2 dB
Peak SAR (extrapolated) = 0.221 W/kg
SAR(1 g) = 0.139 mW/g; SAR(10 g) = 0.079 mW/g
Maximum value of SAR (measured) = 0.158 mW/g

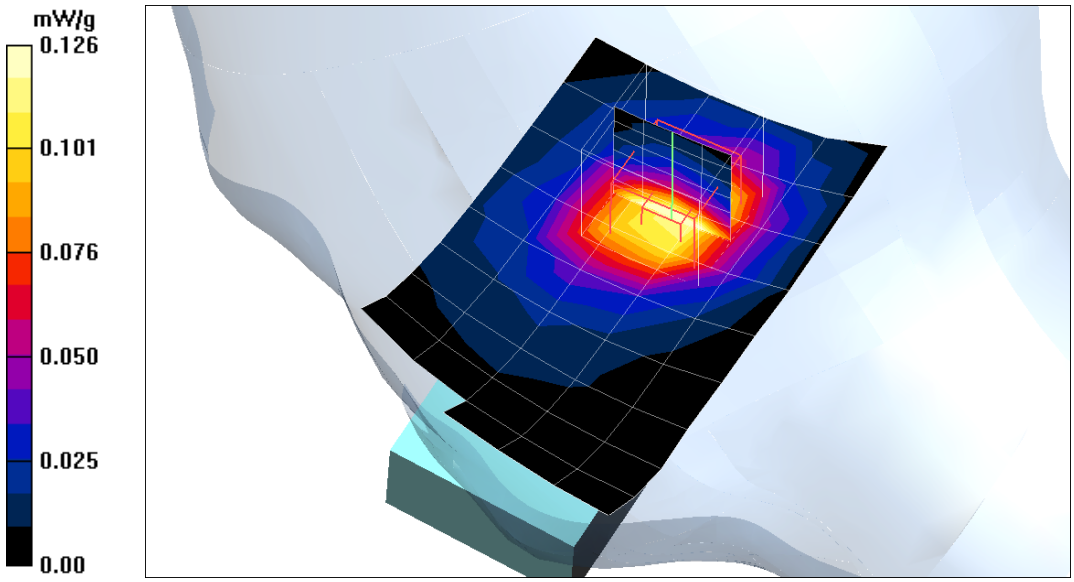

Date/Time: 5/26/2005 4:22:39 PM

Test Laboratory: Compliance Certification Services Inc.

GSM 1900-Right Head 960 Close mode

DUT: 960; Type: Tri-Band Mobile Phone; Serial: N/A

Communication System: PCS 1900; Frequency: 1880 MHz;Duty Cycle: 1:8
Medium parameters used: f = 1880 MHz; σ = 1.45 mho/m; ε_r = 40.4; ρ = 1000 kg/m^3
Air Temperature:25.0 deg C;Liquid Temperature:23.9 deg C
Area scan setting: Find secondary maxima within 2 dB, and with a peak SAR value greater than 0.0012 mW/g
Zoom scan setting: Maximum number of cubes to measure is 2
Phantom section: Right Section

DASY4 Configuration:

- Probe: EX3DV4 - SN3554; ConvF(6.61, 6.61, 6.61); Calibrated: 11/19/2004
- Sensor-Surface: 4mm (Mechanical Surface Detection)
- Electronics: DAE3 Sn558; Calibrated: 8/24/2004
- Phantom: SAM 12; Type: SAM V4.0; Serial: TP-1150
- Measurement SW: DASY4, V4.5 Build 19; Postprocessing SW: SEMCAD, V1.8 Build 146

Right Tilted Middle CH661/Area Scan (6x10x1): Measurement grid: dx=15mm, dy=15mm
Maximum value of SAR (measured) = 0.128 mW/g

Right Tilted Middle CH661/Zoom Scan (5x5x7)/Cube 0: Measurement grid: dx=7.5mm, dy=7.5mm, dz=5mm
Reference Value = 10.2 V/m; Power Drift = 0.072 dB
Peak SAR (extrapolated) = 0.222 W/kg
SAR(1 g) = 0.137 mW/g; SAR(10 g) = 0.078 mW/g
Maximum value of SAR (measured) = 0.151 mW/g

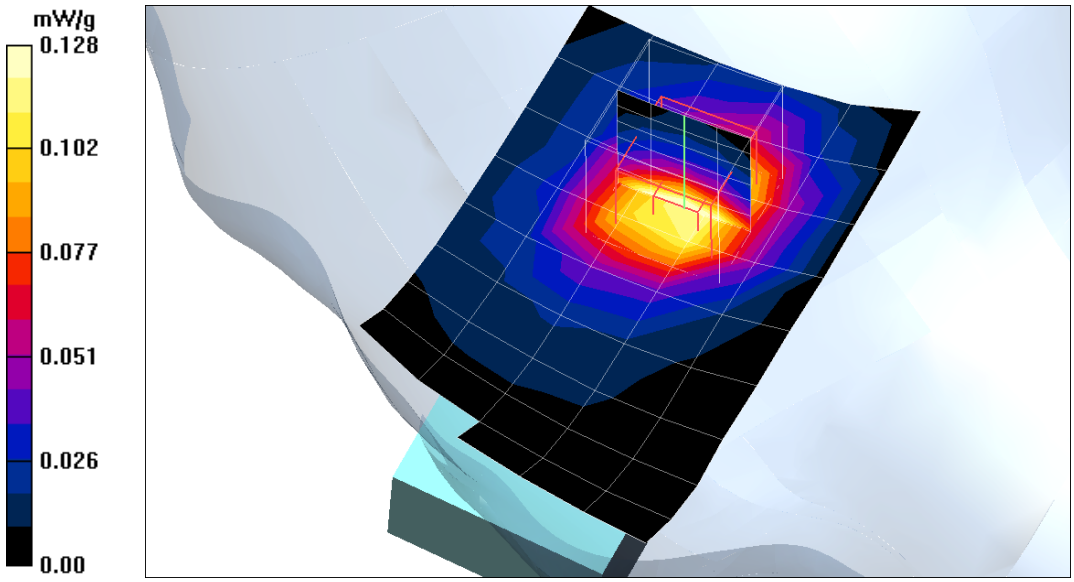

Date/Time: 5/26/2005 4:08:30 PM

Test Laboratory: Compliance Certification Services Inc.

GSM 1900-Right Head 960 Close mode

DUT: 960; Type: Tri-Band Mobile Phone; Serial: N/A

Communication System: PCS 1900; Frequency: 1909.8 MHz; Duty Cycle: 1:8
Medium parameters used: f = 1909.8 MHz; σ = 1.45 mho/m; ε_r = 40.4; ρ = 1000 kg/m^3
Air Temperature:25.0 deg C;Liquid Temperature:23.9 deg C
Area scan setting: Find secondary maxima within 2 dB, and with a peak SAR value greater than 0.0012 mW/g
Zoom scan setting: Maximum number of cubes to measure is 2
Phantom section: Right Section

DASY4 Configuration:

- Probe: EX3DV4 - SN3554; ConvF(6.61, 6.61, 6.61); Calibrated: 11/19/2004
- Sensor-Surface: 4mm (Mechanical Surface Detection)
- Electronics: DAE3 Sn558; Calibrated: 8/24/2004
- Phantom: SAM 12; Type: SAM V4.0; Serial: TP-1150
- Measurement SW: DASY4, V4.5 Build 19; Postprocessing SW: SEMCAD, V1.8 Build 146

Right Tilted High CH810/Area Scan (6x10x1): Measurement grid: dx=15mm, dy=15mm
Maximum value of SAR (measured) = 0.146 mW/g

Right Tilted High CH810/Zoom Scan (5x5x7)/Cube 0: Measurement grid: dx=7.5mm, dy=7.5mm, dz=5mm
Reference Value = 10.6 V/m; Power Drift = -0.067 dB
Peak SAR (extrapolated) = 0.251 W/kg
SAR(1 g) = 0.148 mW/g; SAR(10 g) = 0.085 mW/g
Maximum value of SAR (measured) = 0.164 mW/g

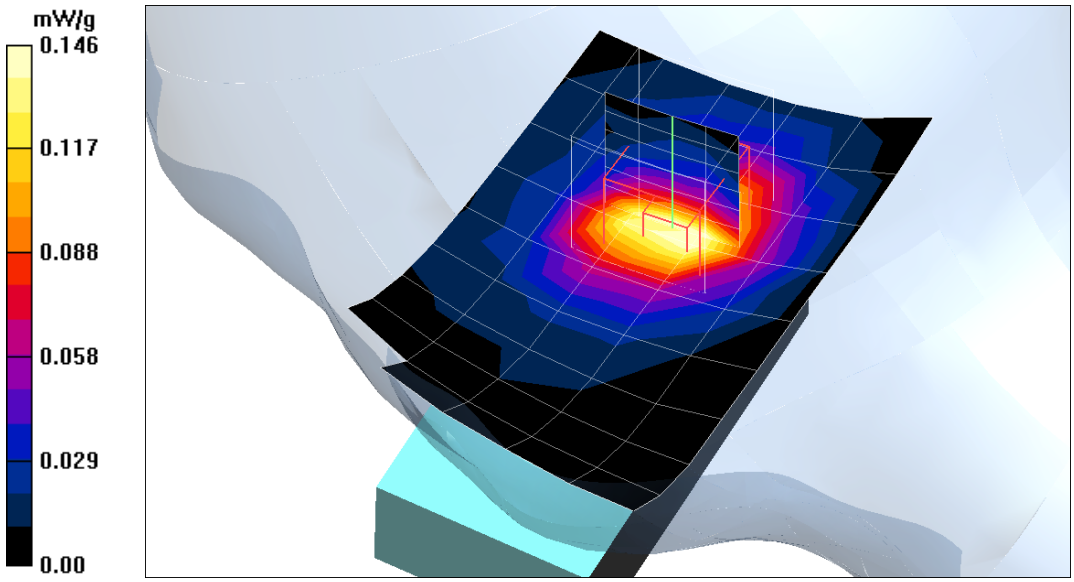

Date/Time: 5/26/2005 10:39:13 AM

Test Laboratory: Compliance Certification Services Inc.

Body Close mode

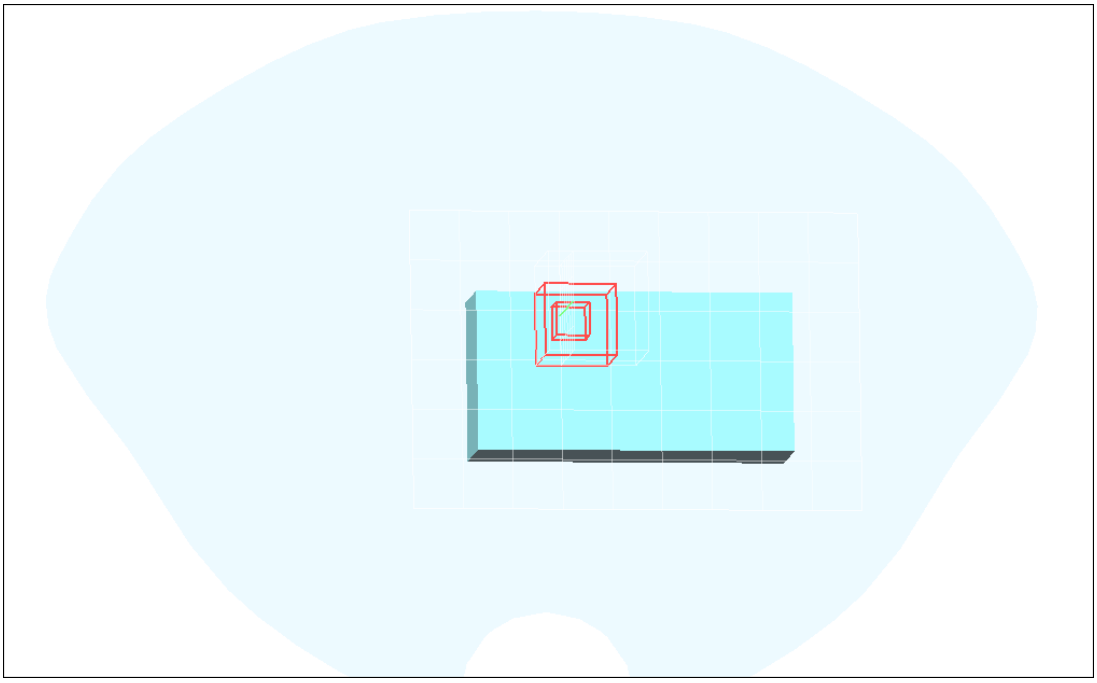

Date/Time: 5/26/2005 10:39:13 AM

Test Laboratory: Compliance Certification Services Inc.

GSM 1900-Body 960 Close mode

DUT: 960; Type: Tri-Band Mobile Phone; Serial: N/A

Communication System: PCS 1900; Frequency: 1850.2 MHz;Duty Cycle: 1:8
Medium parameters used: f = 1850.2 MHz; σ = 1.49 mho/m; ε_r = 51.7; ρ = 1000 kg/m^3
Air Temperature:25.0 deg C;Liquid Temperature:23.9 deg C
Area scan setting: Find secondary maxima within 2 dB, and with a peak SAR value greater than 0.0012 mW/g
Zoom scan setting: Maximum number of cubes to measure is 2
Phantom section: Flat Section

DASY4 Configuration:

- Probe: EX3DV4 - SN3554; ConvF(6.24, 6.24, 6.24); Calibrated: 11/19/2004
- Sensor-Surface: 4mm (Mechanical Surface Detection)
- Electronics: DAE3 Sn558; Calibrated: 8/24/2004
- Phantom: SAM 12; Type: SAM V4.0; Serial: TP-1150
- Measurement SW: DASY4, V4.5 Build 19; Postprocessing SW: SEMCAD, V1.8 Build 146

Front Body Low CH512/Area Scan (7x10x1): Measurement grid: dx=15mm, dy=15mm
Maximum value of SAR (measured) = 0.052 mW/g

Front Body Low CH512/Zoom Scan (5x5x7)/Cube 0: Measurement grid: dx=7.5mm, dy=7.5mm, dz=5mm
Reference Value = 4.86 V/m; Power Drift = -0.085 dB
Peak SAR (extrapolated) = 0.088 W/kg
SAR(1 g) = 0.0466 mW/g; SAR(10 g) = 0.028 mW/g
Maximum value of SAR (measured) = 0.051 mW/g

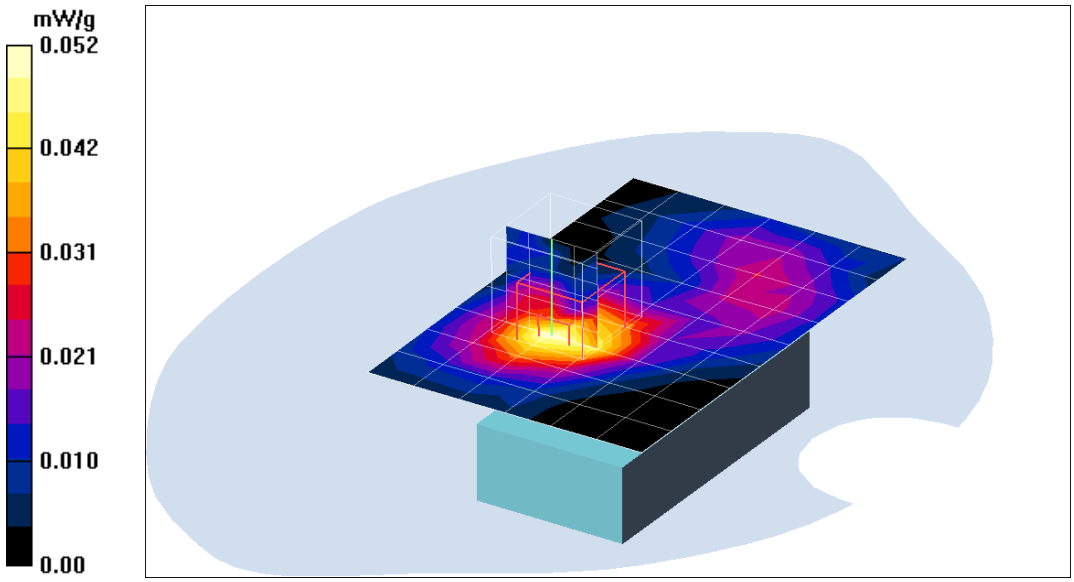

Date/Time: 5/26/2005 11:05:12 AM

Test Laboratory: Compliance Certification Services Inc.

GSM 1900-Body 960 Close mode

DUT: 960; Type: Tri-Band Mobile Phone; Serial: N/A

Communication System: PCS 1900; Frequency: 1880 MHz;Duty Cycle: 1:8
Medium parameters used: f = 1880 MHz; σ = 1.49 mho/m; ε_r = 51.7; ρ = 1000 kg/m^3
Air Temperature:25.0 deg C;Liquid Temperature:23.9 deg C
Area scan setting: Find secondary maxima within 2 dB, and with a peak SAR value greater than 0.0012 mW/g
Zoom scan setting: Maximum number of cubes to measure is 2
Phantom section: Flat Section

DASY4 Configuration:

- Probe: EX3DV4 - SN3554; ConvF(6.24, 6.24, 6.24); Calibrated: 11/19/2004
- Sensor-Surface: 4mm (Mechanical Surface Detection)
- Electronics: DAE3 Sn558; Calibrated: 8/24/2004
- Phantom: SAM 12; Type: SAM V4.0; Serial: TP-1150
- Measurement SW: DASY4, V4.5 Build 19; Postprocessing SW: SEMCAD, V1.8 Build 146

Front Body Middle CH661/Area Scan (7x9x1): Measurement grid: dx=15mm, dy=15mm
Maximum value of SAR (measured) = 0.047 mW/g

Front Body Middle CH661/Zoom Scan (5x5x7)/Cube 0: Measurement grid: dx=7.5mm, dy=7.5mm, dz=5mm
Reference Value = 5.30 V/m; Power Drift = -0.2 dB
Peak SAR (extrapolated) = 0.071 W/kg
SAR(1 g) = 0.0444 mW/g; SAR(10 g) = 0.026 mW/g
Maximum value of SAR (measured) = 0.047 mW/g

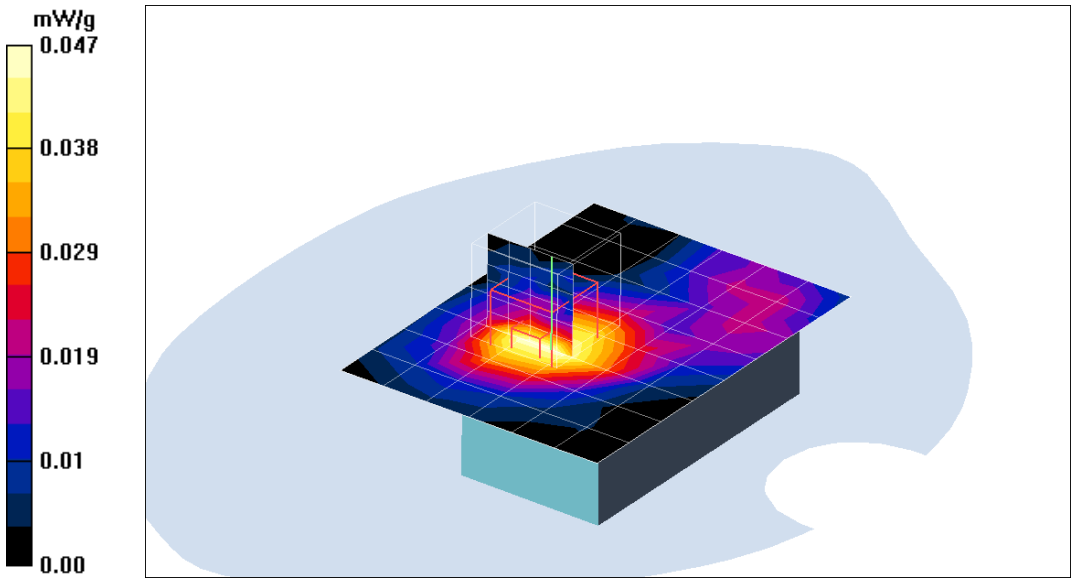

Date/Time: 5/26/2005 11:29:18 AM

Test Laboratory: Compliance Certification Services Inc.

GSM 1900-Body 960 Close mode

DUT: 960; Type: Tri-Band Mobile Phone; Serial: N/A

Communication System: PCS 1900; Frequency: 1909.8 MHz;Duty Cycle: 1:8
Medium parameters used: f = 1909.8 MHz; σ = 1.49 mho/m; ε_r = 51.7; ρ = 1000 kg/m^3
Air Temperature:25.0 deg C;Liquid Temperature:23.9 deg C
Area scan setting: Find secondary maxima within 2 dB, and with a peak SAR value greater than 0.0012 mW/g
Zoom scan setting: Maximum number of cubes to measure is 2
Phantom section: Flat Section

DASY4 Configuration:

- Probe: EX3DV4 - SN3554; ConvF(6.24, 6.24, 6.24); Calibrated: 11/19/2004
- Sensor-Surface: 4mm (Mechanical Surface Detection)
- Electronics: DAE3 Sn558; Calibrated: 8/24/2004
- Phantom: SAM 12; Type: SAM V4.0; Serial: TP-1150
- Measurement SW: DASY4, V4.5 Build 19; Postprocessing SW: SEMCAD, V1.8 Build 146

Front Body High CH810/Area Scan (7x11x1): Measurement grid: dx=15mm, dy=15mm
Maximum value of SAR (measured) = 0.061 mW/g

Front Body High CH810/Zoom Scan (5x5x7)/Cube 0: Measurement grid: dx=7.5mm, dy=7.5mm, dz=5mm
Reference Value = 5.60 V/m; Power Drift = 0.1 dB
Peak SAR (extrapolated) = 0.082 W/kg
SAR(1 g) = 0.0581 mW/g; SAR(10 g) = 0.030 mW/g
Maximum value of SAR (measured) = 0.066 mW/g

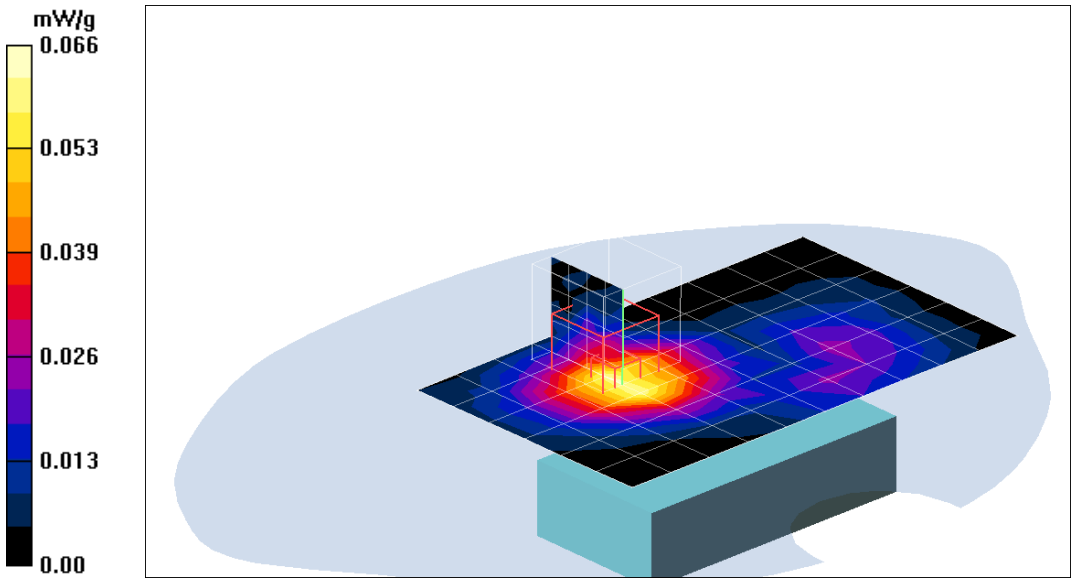

Date/Time: 05/26/05 12:58:42

Test Laboratory: Compliance Certification Services Inc.

GPRS 1900-Body 960 Close mode

DUT: 960; Type: Tri-Band Mobile Phone; Serial: N/A

Communication System: GPRS 1900; Frequency: 1850.2 MHz;Duty Cycle: 1:4
Medium parameters used: f = 1850.2 MHz; σ = 1.49 mho/m; ε_r = 51.7; ρ = 1000 kg/m^3
Air Temperature:25.0 deg C;Liquid Temperature:23.9 deg C
Area scan setting: Find secondary maxima within 2 dB, and with a peak SAR value greater than 0.0012 mW/g
Zoom scan setting: Maximum number of cubes to measure is 2
Phantom section: Flat Section

DASY4 Configuration:

- Probe: EX3DV4 - SN3554; ConvF(6.24, 6.24, 6.24); Calibrated: 11/19/2004
- Sensor-Surface: 4mm (Mechanical Surface Detection)
- Electronics: DAE3 Sn558; Calibrated: 8/24/2004
- Phantom: SAM 12; Type: SAM V4.0; Serial: TP-1150
- Measurement SW: DASY4, V4.5 Build 19; Postprocessing SW: SEMCAD, V1.8 Build 146

Front Body Low CH512/Area Scan (7x10x1): Measurement grid: dx=15mm, dy=15mm
Maximum value of SAR (measured) = 0.101 mW/g

Front Body Low CH512/Zoom Scan (5x5x7)/Cube 0: Measurement grid: dx=7.5mm, dy=7.5mm, dz=5mm
Reference Value = 6.54 V/m; Power Drift = -0.1 dB
Peak SAR (extrapolated) = 0.132 W/kg
SAR(1 g) = 0.0942 mW/g; SAR(10 g) = 0.058 mW/g
Maximum value of SAR (measured) = 0.103 mW/g

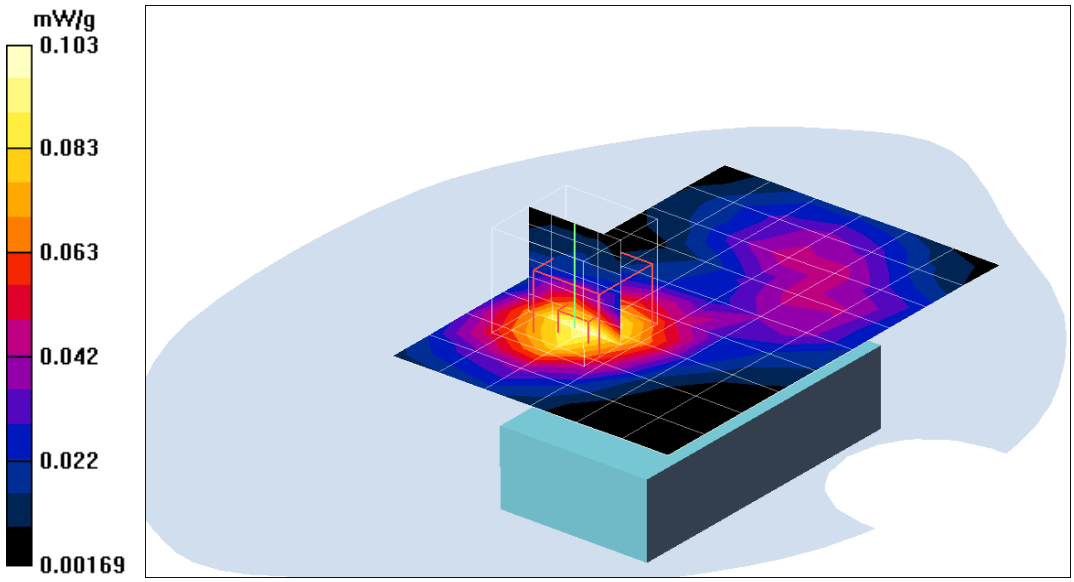

Date/Time: 05/26/05 12:58:42

Test Laboratory: Compliance Certification Services Inc.

GPRS 1900-Body 960 Close mode

DUT: 960; Type: Tri-Band Mobile Phone; Serial: N/A

Communication System: GPRS 1900; Frequency: 1880 MHz;Duty Cycle: 1:4
Medium parameters used: f = 1880 MHz; σ = 1.49 mho/m; ε_r = 51.7; ρ = 1000 kg/m^3
Air Temperature:25.0 deg C;Liquid Temperature:23.9 deg C
Area scan setting: Find secondary maxima within 2 dB, and with a peak SAR value greater than 0.0012 mW/g
Zoom scan setting: Maximum number of cubes to measure is 2
Phantom section: Flat Section

DASY4 Configuration:

- Probe: EX3DV4 - SN3554; ConvF(6.24, 6.24, 6.24); Calibrated: 11/19/2004
- Sensor-Surface: 4mm (Mechanical Surface Detection)
- Electronics: DAE3 Sn558; Calibrated: 8/24/2004
- Phantom: SAM 12; Type: SAM V4.0; Serial: TP-1150
- Measurement SW: DASY4, V4.5 Build 19; Postprocessing SW: SEMCAD, V1.8 Build 146

Front Body Middle CH661/Area Scan (7x10x1): Measurement grid: dx=15mm, dy=15mm
Maximum value of SAR (measured) = 0.111 mW/g

Front Body Middle CH661/Zoom Scan (5x5x7)/Cube 0: Measurement grid: dx=7.5mm, dy=7.5mm, dz=5mm
Reference Value = 6.76 V/m; Power Drift = -0.1 dB
Peak SAR (extrapolated) = 0.161 W/kg
SAR(1 g) = 0.107 mW/g; SAR(10 g) = 0.064 mW/g
Maximum value of SAR (measured) = 0.116 mW/g

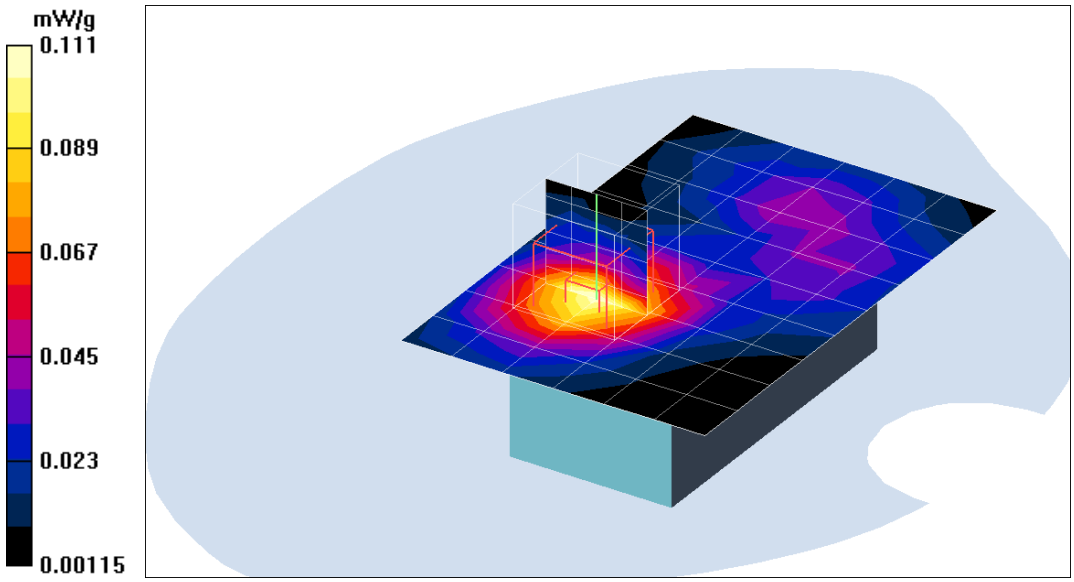

Date/Time: 05/26/05 12:58:42

Test Laboratory: Compliance Certification Services Inc.

GPRS 1900-Body 960 Close mode

DUT: 960; Type: Tri-Band Mobile Phone; Serial: N/A

Communication System: GPRS 1900; Frequency: 1909.8 MHz;Duty Cycle: 1:4
Medium parameters used: f = 1909.8 MHz; σ = 1.49 mho/m; ε_r = 51.7; ρ = 1000 kg/m^3
Air Temperature:25.0 deg C;Liquid Temperature:23.9 deg C
Area scan setting: Find secondary maxima within 2 dB, and with a peak SAR value greater than 0.0012 mW/g
Zoom scan setting: Maximum number of cubes to measure is 2
Phantom section: Flat Section

DASY4 Configuration:

- Probe: EX3DV4 - SN3554; ConvF(6.24, 6.24, 6.24); Calibrated: 11/19/2004
- Sensor-Surface: 4mm (Mechanical Surface Detection)
- Electronics: DAE3 Sn558; Calibrated: 8/24/2004
- Phantom: SAM 12; Type: SAM V4.0; Serial: TP-1150
- Measurement SW: DASY4, V4.5 Build 19; Postprocessing SW: SEMCAD, V1.8 Build 146

Front Body High CH810/Area Scan (7x10x1): Measurement grid: dx=15mm, dy=15mm
Maximum value of SAR (measured) = 0.116 mW/g

Front Body High CH810/Zoom Scan (5x5x7)/Cube 0: Measurement grid: dx=7.5mm, dy=7.5mm, dz=5mm
Reference Value = 6.94 V/m; Power Drift = -0.2 dB
Peak SAR (extrapolated) = 0.163 W/kg
SAR(1 g) = 0.105 mW/g; SAR(10 g) = 0.065 mW/g
Maximum value of SAR (measured) = 0.119 mW/g

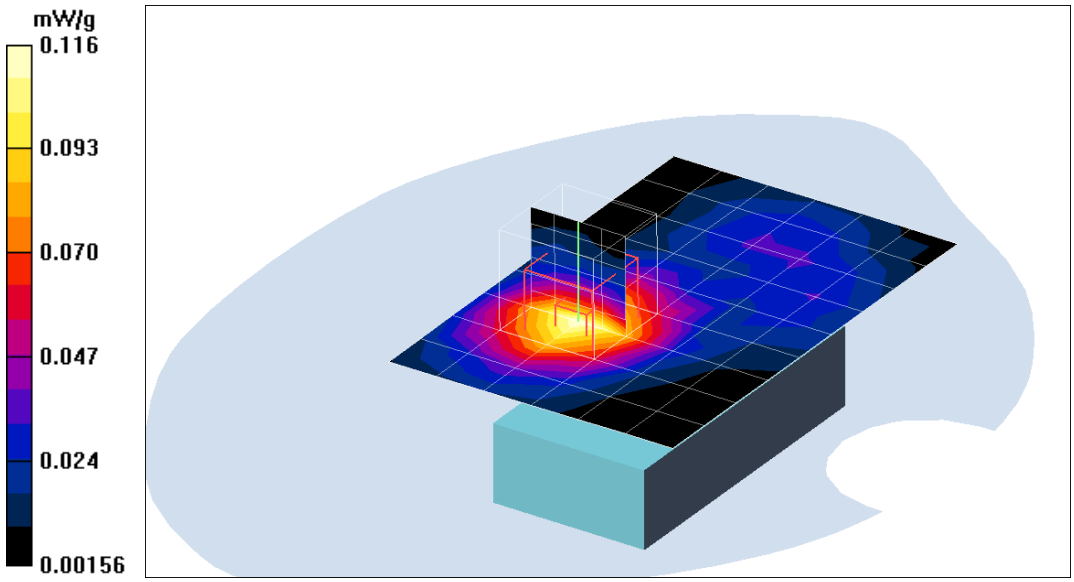

Date/Time: 05/26/05 12:51:50

Test Laboratory: Compliance Certification Services Inc.

GSM 1900-Body 960 Close mode

DUT: 960; Type: Tri-Band Mobile Phone; Serial: N/A

Communication System: PCS 1900; Frequency: 1850.2 MHz;Duty Cycle: 1:8
Medium parameters used: f = 1850.2 MHz; σ = 1.49 mho/m; ε_r = 51.7; ρ = 1000 kg/m^3
Air Temperature:25.0 deg C;Liquid Temperature:23.9 deg C
Area scan setting: Find secondary maxima within 2 dB, and with a peak SAR value greater than 0.0012 mW/g
Zoom scan setting: Maximum number of cubes to measure is 2
Phantom section: Flat Section

DASY4 Configuration:

- Probe: EX3DV4 - SN3554; ConvF(6.24, 6.24, 6.24); Calibrated: 11/19/2004
- Sensor-Surface: 4mm (Mechanical Surface Detection)
- Electronics: DAE3 Sn558; Calibrated: 8/24/2004
- Phantom: SAM 12; Type: SAM V4.0; Serial: TP-1150
- Measurement SW: DASY4, V4.5 Build 19; Postprocessing SW: SEMCAD, V1.8 Build 130

Back Body Low CH512/Area Scan (7x10x1): Measurement grid: dx=15mm, dy=15mm
Maximum value of SAR (measured) = 0.161 mW/g

Back Body Middle CH512/Zoom Scan (5x5x7)/Cube 0: Measurement grid: dx=7.5mm, dy=7.5mm, dz=5mm
Reference Value = 6.95 V/m; Power Drift = 0.0 dB
Peak SAR (extrapolated) = 0.221 W/kg
SAR(1 g) = 0.159 mW/g; SAR(10 g) = 0.103 mW/g
Maximum value of SAR (measured) = 0.172 mW/g

Back Body Middle CH512/Zoom Scan (5x5x7)/Cube 1: Measurement grid: dx=7.5mm, dy=7.5mm, dz=5mm
Reference Value = 6.95 V/m; Power Drift = 0.0 dB
Peak SAR (extrapolated) = 0.112 W/kg
SAR(1 g) = 0.087 mW/g; SAR(10 g) = 0.058 mW/g
Maximum value of SAR (measured) = 0.109 mW/g

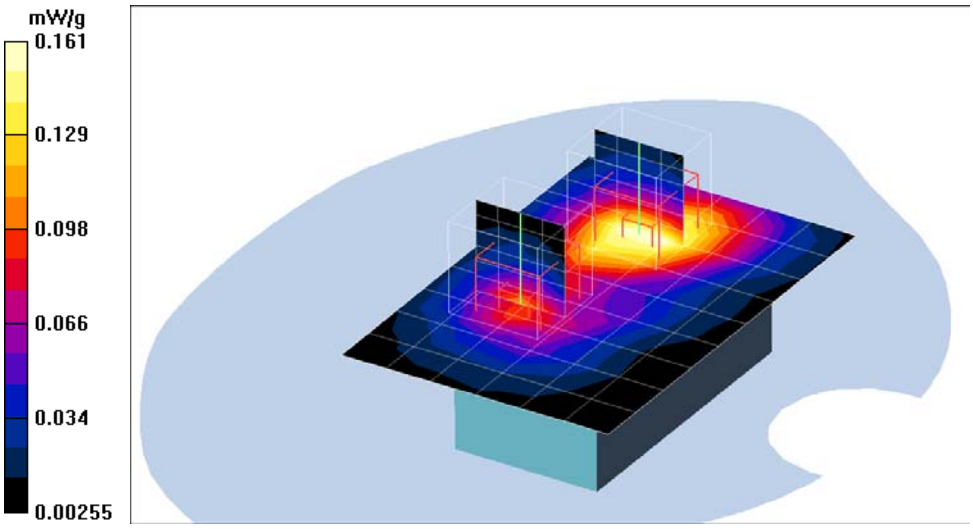

Date/Time: 5/26/2005 12:25:11 PM

Test Laboratory: Compliance Certification Services Inc.

GSM 1900-Body 960 Close mode

DUT: 960; Type: Tri-Band Mobile Phone; Serial: N/A

Communication System: PCS 1900; Frequency: 1880 MHz;Duty Cycle: 1:8
Medium parameters used: f = 1880 MHz; σ = 1.49 mho/m; ε_r = 51.7; ρ = 1000 kg/m^3
Air Temperature:25.0 deg C;Liquid Temperature:23.9 deg C
Area scan setting: Find secondary maxima within 2 dB, and with a peak SAR value greater than 0.0012 mW/g
Zoom scan setting: Maximum number of cubes to measure is 2
Phantom section: Flat Section

DASY4 Configuration:

- Probe: EX3DV4 - SN3554; ConvF(6.24, 6.24, 6.24); Calibrated: 11/19/2004
- Sensor-Surface: 4mm (Mechanical Surface Detection)
- Electronics: DAE3 Sn558; Calibrated: 8/24/2004
- Phantom: SAM 12; Type: SAM V4.0; Serial: TP-1150
- Measurement SW: DASY4, V4.5 Build 19; Postprocessing SW: SEMCAD, V1.8 Build 146

Back Body Middle CH661/Area Scan (7x9x1): Measurement grid: dx=15mm, dy=15mm
Maximum value of SAR (measured) = 0.161 mW/g

Back Body Middle CH661/Zoom Scan (5x5x7)/Cube 0: Measurement grid: dx=7.5mm, dy=7.5mm, dz=5mm
Reference Value = 6.72 V/m; Power Drift = 0.020 dB
Peak SAR (extrapolated) = 0.228 W/kg
SAR(1 g) = 0.158 mW/g; SAR(10 g) = 0.102 mW/g
Maximum value of SAR (measured) = 0.169 mW/g
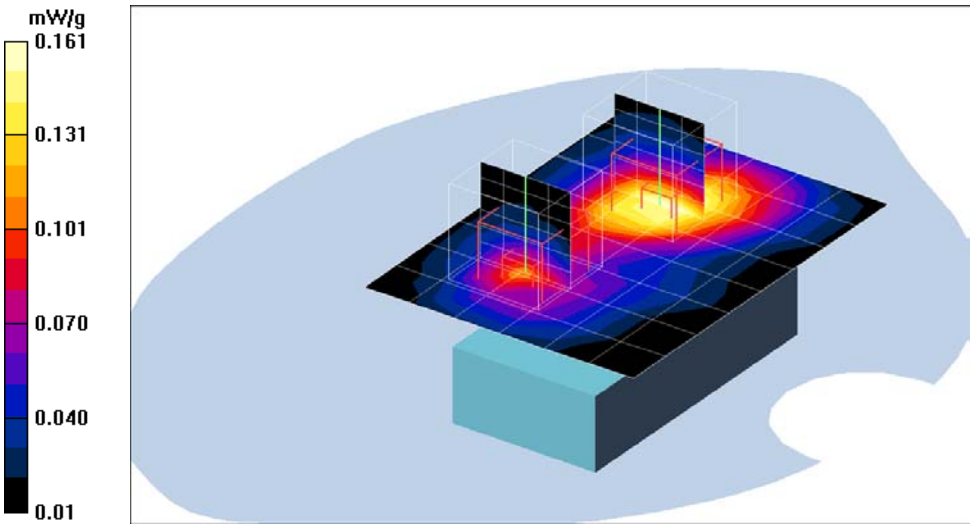
Back Body Middle CH661/Zoom Scan (5x5x7)/Cube 1: Measurement grid: dx=7.5mm, dy=7.5mm, dz=5mm
Reference Value = 6.72 V/m; Power Drift = 0.020 dB
Peak SAR (extrapolated) = 0.123 W/kg
SAR(1 g) = 0.097 mW/g; SAR(10 g) = 0.060 mW/g
Maximum value of SAR (measured) = 0.113 mW/g