Date/Time: 05/26/05 12:51:50

Test Laboratory: Compliance Certification Services Inc.

GSM 1900-Body 960 Close mode

DUT: 960; Type: Tri-Band Mobile Phone; Serial: N/A

Communication System: PCS 1900; Frequency: 1909.8 MHz;Duty Cycle: 1:8
Medium parameters used: f = 1909.8 MHz; σ = 1.49 mho/m; ε_r = 51.7; ρ = 1000 kg/m^3
Air Temperature:25.0 deg C;Liquid Temperature:23.9 deg C
Area scan setting: Find secondary maxima within 2 dB, and with a peak SAR value greater than 0.0012 mW/g
Zoom scan setting: Maximum number of cubes to measure is 2
Phantom section: Flat Section

DASY4 Configuration:

- Probe: EX3DV4 - SN3554; ConvF(6.24, 6.24, 6.24); Calibrated: 11/19/2004
- Sensor-Surface: 4mm (Mechanical Surface Detection)Sensor-Surface: 0mm (Fix Surface)
- Electronics: DAE3 Sn558; Calibrated: 8/24/2004
- Phantom: SAM 12; Type: SAM V4.0; Serial: TP-1150
- Measurement SW: DASY4, V4.5 Build 19; Postprocessing SW: SEMCAD, V1.8 Build 146

Back Body High CH810/Area Scan (7x9x1): Measurement grid: dx=15mm, dy=15mm
Maximum value of SAR (measured) = 0.171 mW/g

Back Body High CH810/Z Scan (1x1x21): Measurement grid: dx=20mm, dy=20mm, dz=5mm
Maximum value of SAR (measured) = 0.234 mW/g

Back Body High CH810/Zoom Scan (5x5x7)/Cube 0: Measurement grid: dx=7.5mm, dy=7.5mm, dz=5mm
Reference Value = 7.05 V/m; Power Drift = -0.1 dB
Peak SAR (extrapolated) = 0.253 W/kg
SAR(1 g) = 0.173 mW/g; SAR(10 g) = 0.111 mW/g
Maximum value of SAR (measured) = 0.187 mW/g

Back Body High CH810/Zoom Scan (5x5x7)/Cube 1: Measurement grid: dx=7.5mm, dy=7.5mm, dz=5mm

Reference Value = 7.05 V/m; Power Drift = -0.1 dB
Peak SAR (extrapolated) = 0.178 W/kg
SAR(1 g) = 0.121 mW/g; SAR(10 g) = 0.071 mW/g
Maximum value of SAR (measured) = 0.134 mW/g

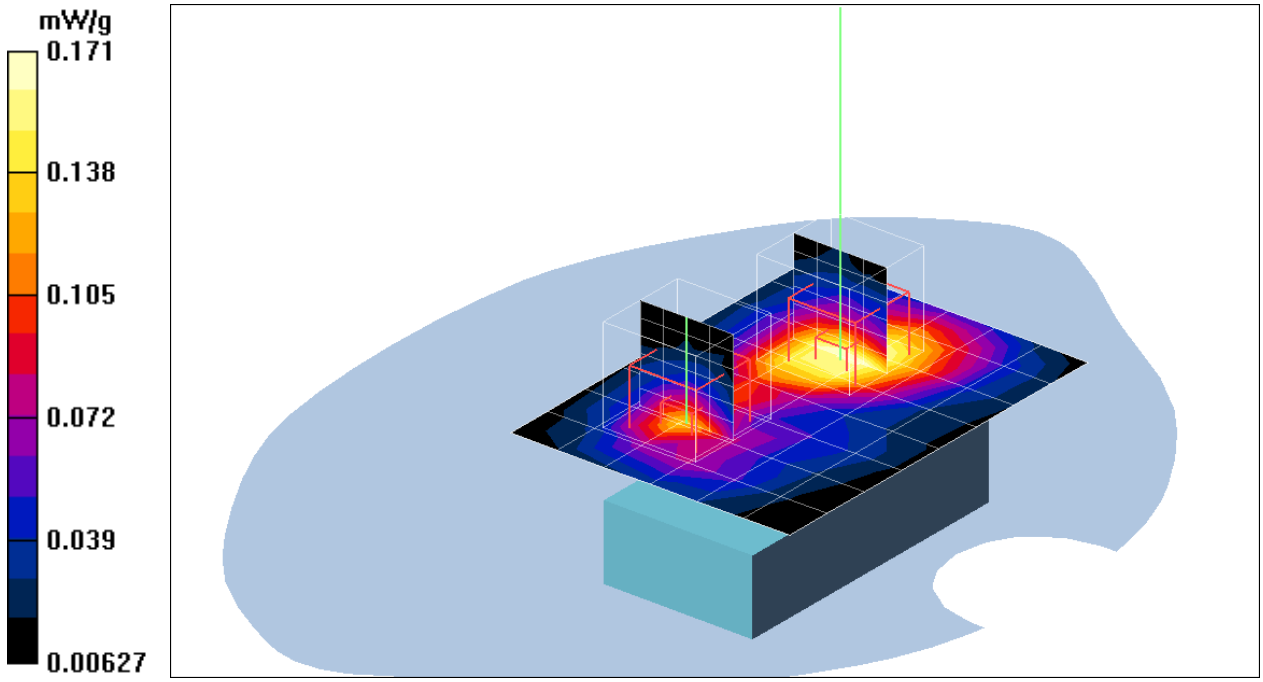

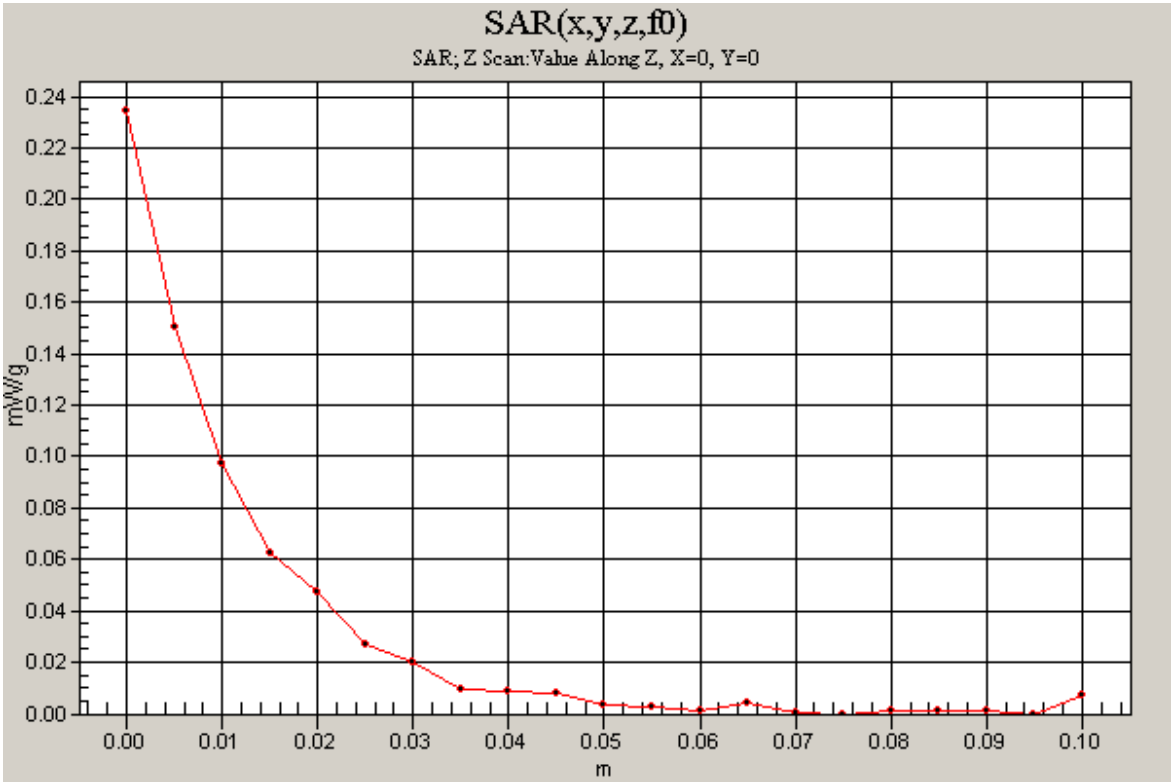

Date/Time: 05/26/05 12:58:42

Test Laboratory: Compliance Certification Services Inc.

GPRS 1900-Body 960 Close mode

DUT: 960; Type: Tri-Band Mobile Phone; Serial: N/A

Communication System: GPRS 1900; Frequency: 1850.2 MHz;Duty Cycle: 1:4
Medium parameters used: f = 1850.2 MHz; σ = 1.49 mho/m; ε_r = 51.7; ρ = 1000 kg/m^3
Air Temperature:25.0 deg C;Liquid Temperature:23.9 deg C
Area scan setting: Find secondary maxima within 2 dB, and with a peak SAR value greater than 0.0012 mW/g
Zoom scan setting: Maximum number of cubes to measure is 2
Phantom section: Flat Section

DASY4 Configuration:

- Probe: EX3DV4 - SN3554; ConvF(6.24, 6.24, 6.24); Calibrated: 11/19/2004
- Sensor-Surface: 4mm (Mechanical Surface Detection)
- Electronics: DAE3 Sn558; Calibrated: 8/24/2004
- Phantom: SAM 12; Type: SAM V4.0; Serial: TP-1150
- Measurement SW: DASY4, V4.5 Build 19; Postprocessing SW: SEMCAD, V1.8 Build 146

Back Body Low CH512/Area Scan (8x10x1): Measurement grid: dx=15mm, dy=15mm
Maximum value of SAR (measured) = 0.274 mW/g

Back Body Low CH512/Zoom Scan (5x5x7)/Cube 0: Measurement grid: dx=7.5mm, dy=7.5mm, dz=5mm
Reference Value = 10.5 V/m; Power Drift = -0.2 dB
Peak SAR (extrapolated) = 0.390 W/kg
SAR(1 g) = 0.281 mW/g; SAR(10 g) = 0.184 mW/g
Maximum value of SAR (measured) = 0.304 mW/g

Back Body Low CH512/Zoom Scan (5x5x7)/Cube 1: Measurement grid: dx=7.5mm, dy=7.5mm, dz=5mm
Reference Value = 10.5 V/m; Power Drift = -0.2 dB
Peak SAR (extrapolated) = 0.276 W/kg
SAR(1 g) = 0.185 mW/g; SAR(10 g) = 0.115 mW/g
Maximum value of SAR (measured) = 0.199 mW/g

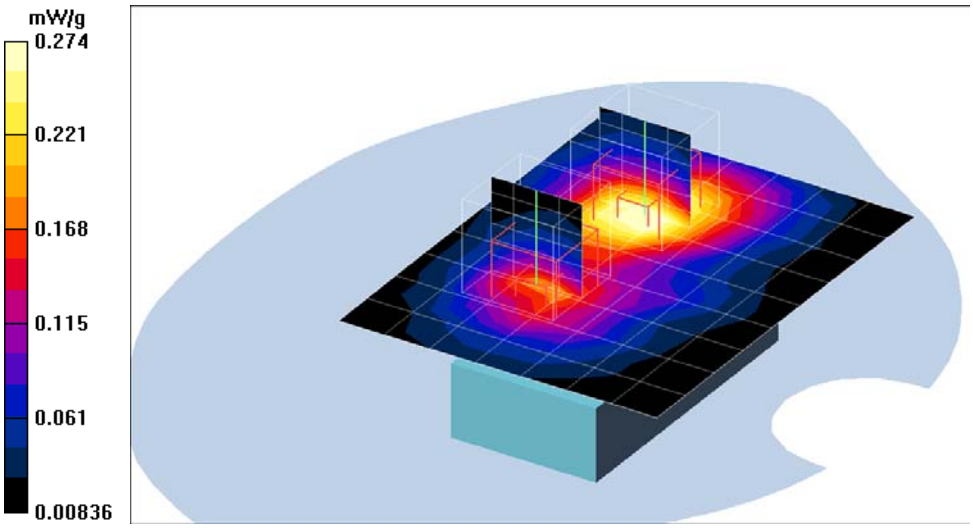

Date/Time: 05/26/05 12:58:42

Test Laboratory: Compliance Certification Services Inc.

GPRS 1900-Body 960 Close mode

DUT: 960; Type: Tri-Band Mobile Phone; Serial: N/A

Communication System: GPRS 1900; Frequency: 1880 MHz;Duty Cycle: 1:4
Medium parameters used: f = 1880 MHz; σ = 1.49 mho/m; ε_r = 51.7; ρ = 1000 kg/m^3
Air Temperature:25.0 deg C;Liquid Temperature:23.9 deg C
Area scan setting: Find secondary maxima within 2 dB, and with a peak SAR value greater than 0.0012 mW/g
Zoom scan setting: Maximum number of cubes to measure is 2
Phantom section: Flat Section

DASY4 Configuration:

- Probe: EX3DV4 - SN3554; ConvF(6.24, 6.24, 6.24); Calibrated: 11/19/2004
- Sensor-Surface: 4mm (Mechanical Surface Detection)
- Electronics: DAE3 Sn558; Calibrated: 8/24/2004
- Phantom: SAM 12; Type: SAM V4.0; Serial: TP-1150
- Measurement SW: DASY4, V4.5 Build 19; Postprocessing SW: SEMCAD, V1.8 Build 146

Back Body Middle CH661/Area Scan (8x12x1): Measurement grid: dx=15mm, dy=15mm
Maximum value of SAR (measured) = 0.296 mW/g

Back Body Middle CH661/Zoom Scan (5x5x7)/Cube 0: Measurement grid: dx=7.5mm, dy=7.5mm, dz=5mm
Reference Value = 10.4 V/m; Power Drift = -0.0 dB
Peak SAR (extrapolated) = 0.432 W/kg
SAR(1 g) = 0.300 mW/g; SAR(10 g) = 0.194 mW/g
Maximum value of SAR (measured) = 0.330 mW/g

Back Body Middle CH661/Zoom Scan (5x5x7)/Cube 1: Measurement grid: dx=7.5mm, dy=7.5mm, dz=5mm
Reference Value = 10.4 V/m; Power Drift = -0.0 dB
Peak SAR (extrapolated) = 0.305 W/kg
SAR(1 g) = 0.202 mW/g; SAR(10 g) = 0.121 mW/g
Maximum value of SAR (measured) = 0.222 mW/g

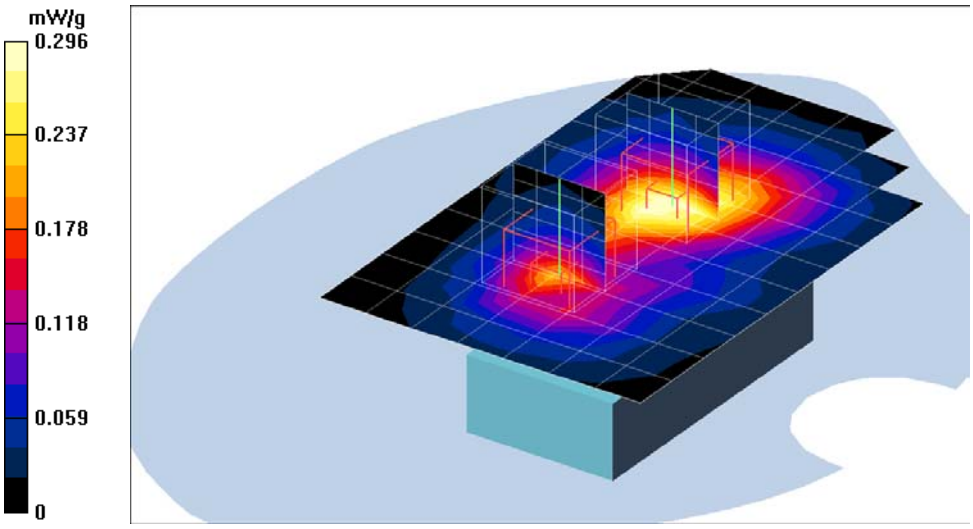

Date/Time: 05/26/05 12:58:42

Test Laboratory: Compliance Certification Services Inc.

GPRS 1900-Body 960 Close mode

DUT: 960; Type: Tri-Band Mobile Phone; Serial: N/A

Communication System: GPRS 1900; Frequency: 1909.8 MHz;Duty Cycle: 1:4
Medium parameters used: f = 1909.8 MHz; σ = 1.49 mho/m; ε_r = 51.7; ρ = 1000 kg/m^3
Air Temperature:25.0 deg C;Liquid Temperature:23.9 deg C
Area scan setting: Find secondary maxima within 2 dB, and with a peak SAR value greater than 0.0012 mW/g
Zoom scan setting: Maximum number of cubes to measure is 2
Phantom section: Flat Section

DASY4 Configuration:

- Probe: EX3DV4 - SN3554; ConvF(6.24, 6.24, 6.24); Calibrated: 11/19/2004
- Sensor-Surface: 4mm (Mechanical Surface Detection)Sensor-Surface: 0mm (Fix Surface)
- Electronics: DAE3 Sn558; Calibrated: 8/24/2004
- Phantom: SAM 12; Type: SAM V4.0; Serial: TP-1150
- Measurement SW: DASY4, V4.5 Build 19; Postprocessing SW: SEMCAD, V1.8 Build 146

Back Body High CH810/Area Scan (7x10x1): Measurement grid: dx=15mm, dy=15mm
Maximum value of SAR (measured) = 0.324 mW/g

Back Body High CH810/Z Scan (1x1x21): Measurement grid: dx=20mm, dy=20mm, dz=5mm
Maximum value of SAR (measured) = 0.466 mW/g

Back Body High CH810/Zoom Scan (5x5x7)/Cube 0: Measurement grid: dx=7.5mm, dy=7.5mm, dz=5mm
Reference Value = 11 V/m; Power Drift = 0.1 dB
Peak SAR (extrapolated) = 0.471 W/kg
SAR(1 g) = 0.328 mW/g; SAR(10 g) = 0.211 mW/g
Maximum value of SAR (measured) = 0.357 mW/g

Back Body High CH810/Zoom Scan (5x5x7)/Cube 1: Measurement grid: dx=7.5mm, dy=7.5mm, dz=5mm

Reference Value = 11 V/m; Power Drift = 0.1 dB
Peak SAR (extrapolated) = 0.359 W/kg
SAR(1 g) = 0.233 mW/g; SAR(10 g) = 0.137 mW/g
Maximum value of SAR (measured) = 0.256 mW/g

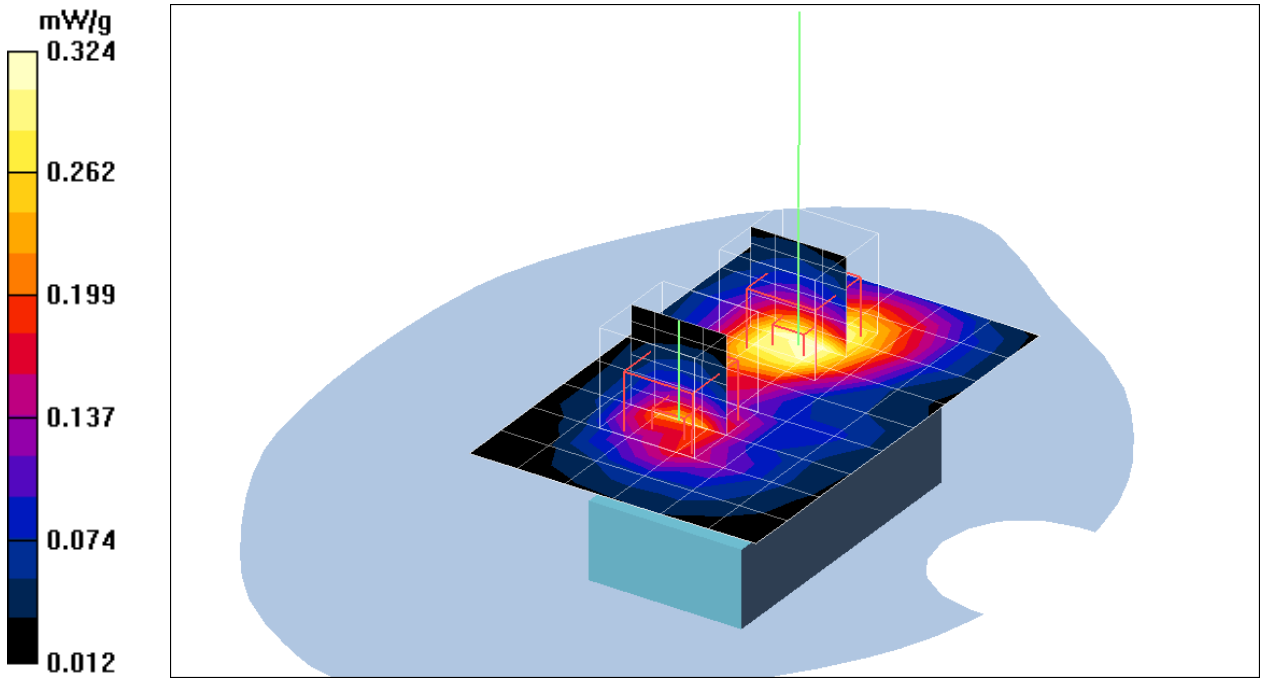

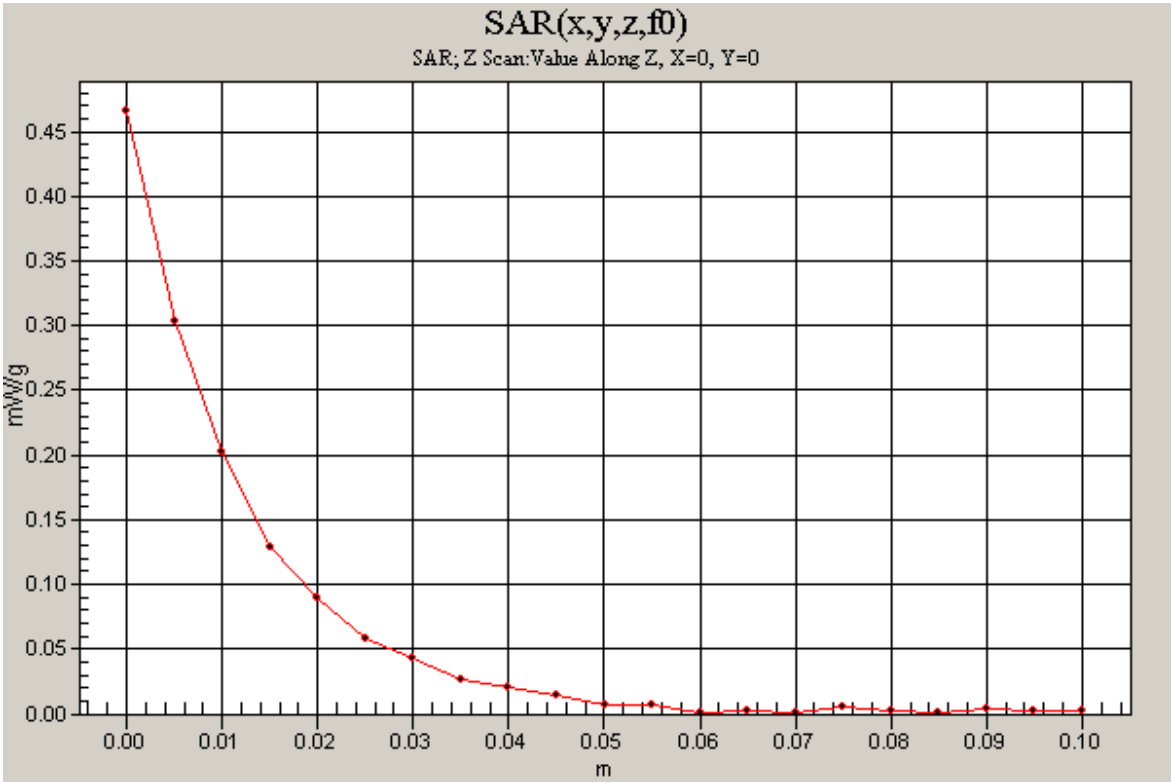

Date/Time: 05/26/05 12:58:42

Test Laboratory: Compliance Certification Services Inc.

GPRS 1900-Body 960 Close mode

DUT: 960; Type: Tri-Band Mobile Phone; Serial: N/A

Communication System: GPRS 1900; Frequency: 1909.8 MHz;Duty Cycle: 1:4
Medium parameters used: f = 1909.8 MHz; σ = 1.49 mho/m; ε_r = 51.7; ρ = 1000 kg/m^3
Air Temperature:25.0 deg C;Liquid Temperature:23.9 deg C
Area scan setting: Find secondary maxima within 2 dB, and with a peak SAR value greater than 0.0012 mW/g
Zoom scan setting: Maximum number of cubes to measure is 2
Phantom section: Flat Section

DASY4 Configuration:

- Probe: EX3DV4 - SN3554; ConvF(6.24, 6.24, 6.24); Calibrated: 11/19/2004
- Sensor-Surface: 4mm (Mechanical Surface Detection)Sensor-Surface: 0mm (Fix Surface)
- Electronics: DAE3 Sn558; Calibrated: 8/24/2004
- Phantom: SAM 12; Type: SAM V4.0; Serial: TP-1150
- Measurement SW: DASY4, V4.5 Build 19; Postprocessing SW: SEMCAD, V1.8 Build 146

Back Body High CH810/Area Scan (7x10x1): Measurement grid: dx=15mm, dy=15mm
Maximum value of SAR (measured) = 0.433 mW/g

Back Body High CH810/Z Scan (1x1x21): Measurement grid: dx=20mm, dy=20mm, dz=5mm
Maximum value of SAR (measured) = 0.582 mW/g

Back Body High CH810/Zoom Scan (5x5x7)/Cube 0: Measurement grid: dx=7.5mm, dy=7.5mm, dz=5mm
Reference Value = 11.3 V/m; Power Drift = 0.1 dB
Peak SAR (extrapolated) = 0.644 W/kg
SAR(1 g) = 0.439 mW/g; SAR(10 g) = 0.281 mW/g
Maximum value of SAR (measured) = 0.471 mW/g

Back Body High CH810/Zoom Scan (5x5x7)/Cube 1: Measurement grid: dx=7.5mm, dy=7.5mm, dz=5mm

Reference Value = 11.3 V/m; Power Drift = 0.1 dB
Peak SAR (extrapolated) = 0.363 W/kg
SAR(1 g) = 0.238 mW/g; SAR(10 g) = 0.139 mW/g
Maximum value of SAR (measured) = 0.260 mW/g

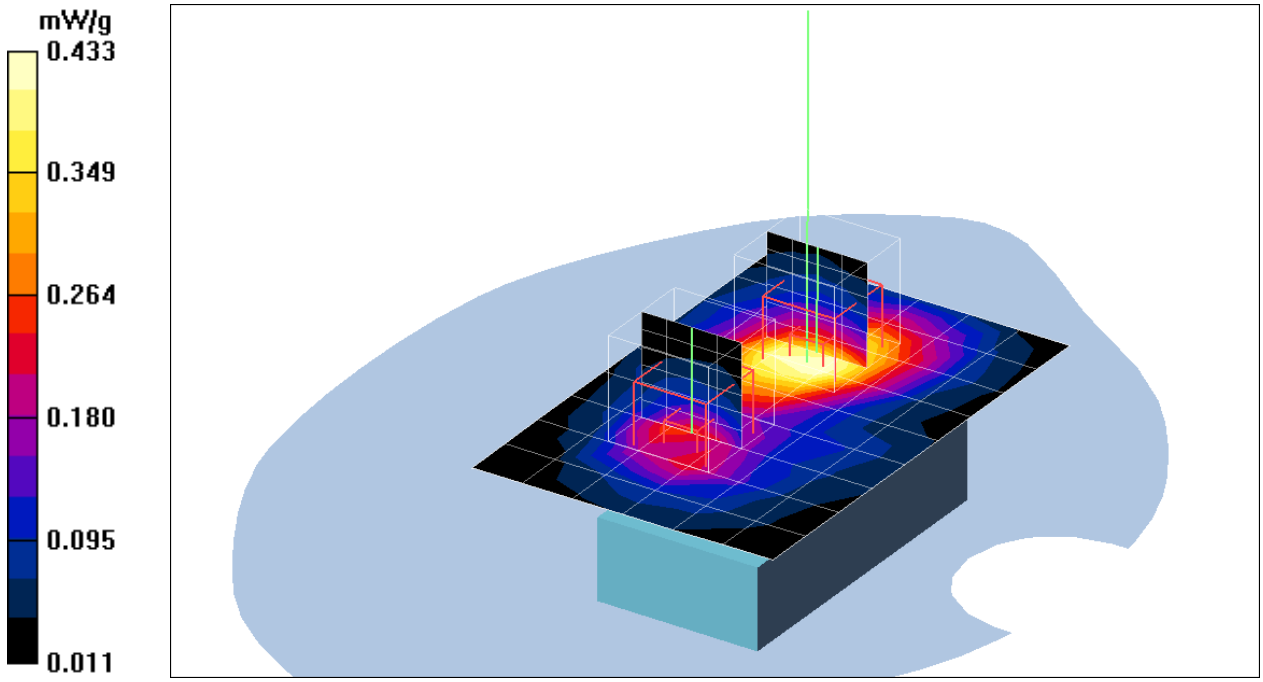

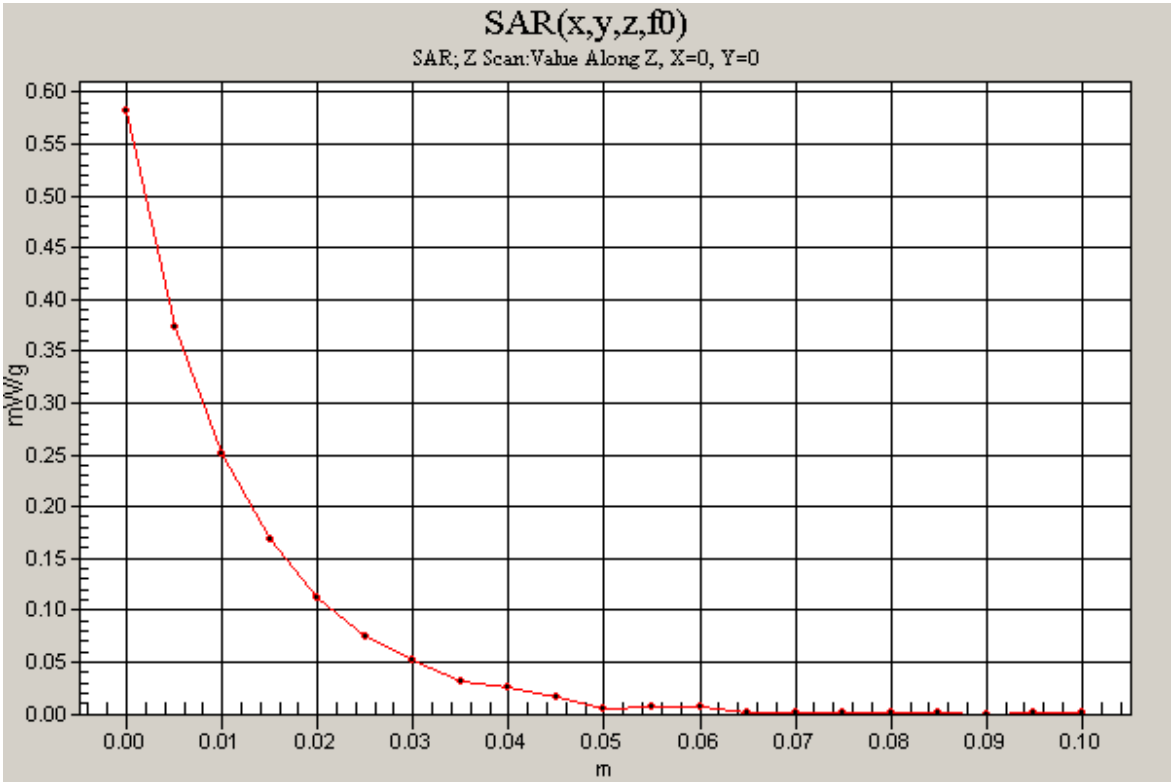

Date/Time: 5/26/2005 5:21:08 PM

Test Laboratory: Compliance Certification Services Inc.

Left Head Open mode



Date/Time: 5/26/2005 5:26:58 PM

Test Laboratory: Compliance Certification Services Inc.

GSM 1900-Left Head 960 Open mode

DUT: 960; Type: Tri-Band Mobile Phone; Serial: N/A

Communication System: PCS 1900; Frequency: 1850.2 MHz;Duty Cycle: 1:8
Medium parameters used: f = 1850.2 MHz; σ = 1.45 mho/m; ε_r = 40.4; ρ = 1000 kg/m^3
Air Temperature:25.0 deg C;Liquid Temperature:23.9 deg C
Area scan setting: Find secondary maxima within 2 dB, and with a peak SAR value greater than 0.0012 mW/g
Zoom scan setting: Maximum number of cubes to measure is 2
Phantom section: Left Section

DASY4 Configuration:

- Probe: EX3DV4 - SN3554; ConvF(6.61, 6.61, 6.61); Calibrated: 11/19/2004
- Sensor-Surface: 4mm (Mechanical Surface Detection)
- Electronics: DAE3 Sn558; Calibrated: 8/24/2004
- Phantom: SAM 12; Type: SAM V4.0; Serial: TP-1150
- Measurement SW: DASY4, V4.5 Build 19; Postprocessing SW: SEMCAD, V1.8 Build 146

Left Cheek Low CH512/Area Scan (6x12x1): Measurement grid: dx=15mm, dy=15mm
Maximum value of SAR (measured) = 0.075 mW/g

Left Cheek Low CH512/Zoom Scan (5x5x7)/Cube 0: Measurement grid: dx=7.5mm, dy=7.5mm, dz=5mm
Reference Value = 3.12 V/m; Power Drift = -0.2 dB
Peak SAR (extrapolated) = 0.118 W/kg
SAR(1 g) = 0.0779 mW/g; SAR(10 g) = 0.047 mW/g
Maximum value of SAR (measured) = 0.086 mW/g

Left Cheek Low CH512/Zoom Scan (5x5x7)/Cube 1: Measurement grid: dx=7.5mm, dy=7.5mm, dz=5mm
Reference Value = 3.12 V/m; Power Drift = -0.2 dB
Peak SAR (extrapolated) = 0.103 W/kg
SAR(1 g) = 0.0581 mW/g; SAR(10 g) = 0.040 mW/g
Maximum value of SAR (measured) = 0.079 mW/g

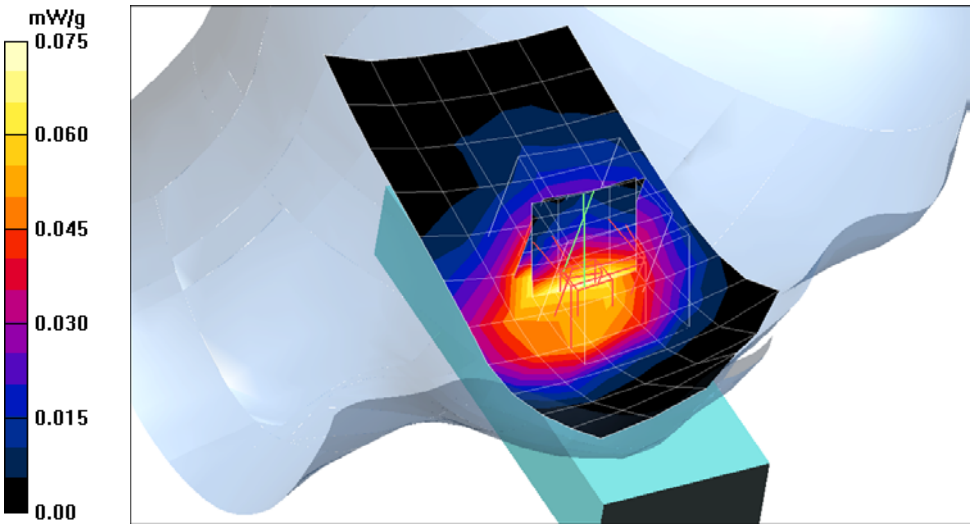

Date/Time: 5/26/2005 5:41:51 PM

Test Laboratory: Compliance Certification Services Inc.

GSM 1900-Left Head 960 Open mode

DUT: 960; Type: Tri-Band Mobile Phone; Serial: N/A

Communication System: PCS 1900; Frequency: 1880 MHz;Duty Cycle: 1:8
Medium parameters used: f = 1880 MHz; σ = 1.45 mho/m; ε_r = 40.4; ρ = 1000 kg/m^3
Air Temperature:25.0 deg C;Liquid Temperature:23.9 deg C
Area scan setting: Find secondary maxima within 2 dB, and with a peak SAR value greater than 0.0012 mW/g
Zoom scan setting: Maximum number of cubes to measure is 2
Phantom section: Left Section

DASY4 Configuration:

- Probe: EX3DV4 - SN3554; ConvF(6.61, 6.61, 6.61); Calibrated: 11/19/2004
- Sensor-Surface: 4mm (Mechanical Surface Detection)
- Electronics: DAE3 Sn558; Calibrated: 8/24/2004
- Phantom: SAM 12; Type: SAM V4.0; Serial: TP-1150
- Measurement SW: DASY4, V4.5 Build 19; Postprocessing SW: SEMCAD, V1.8 Build 146

Left Cheek Middle CH661/Area Scan (6x11x1): Measurement grid: dx=15mm, dy=15mm
Maximum value of SAR (measured) = 0.086 mW/g

Left Cheek Middle CH661/Zoom Scan (5x5x7)/Cube 0: Measurement grid: dx=7.5mm, dy=7.5mm, dz=5mm
Reference Value = 2.55 V/m; Power Drift = 0.2 dB
Peak SAR (extrapolated) = 0.120 W/kg
SAR(1 g) = 0.0854 mW/g; SAR(10 g) = 0.051 mW/g
Maximum value of SAR (measured) = 0.096 mW/g

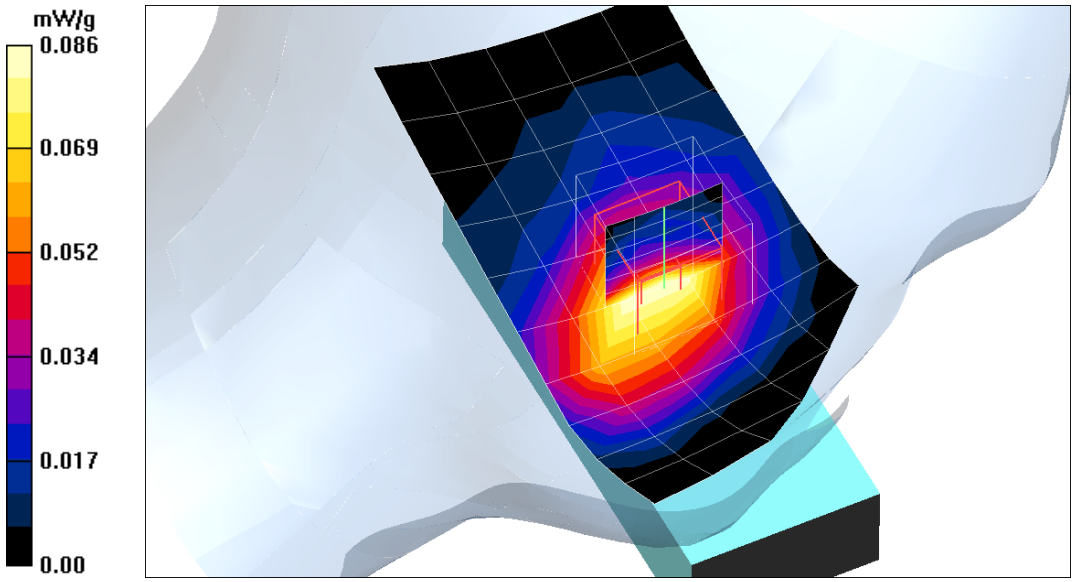

Date/Time: 05/26/05 12:45:22

Test Laboratory: Compliance Certification Services Inc.

GSM 1900-Left Head 960 Open mode

DUT: 960; Type: Tri-Band Mobile Phone; Serial: N/A

Communication System: PCS 1900; Frequency: 1909.8 MHz;Duty Cycle: 1:8
Medium parameters used: f = 1909.8 MHz; σ = 1.45 mho/m; ε_r = 40.4; ρ = 1000 kg/m^3
Air Temperature:25.0 deg C;Liquid Temperature:23.9 deg C
Area scan setting: Find secondary maxima within 2 dB, and with a peak SAR value greater than 0.0012 mW/g
Zoom scan setting: Maximum number of cubes to measure is 2
Phantom section: Left Section

DASY4 Configuration:

- Probe: EX3DV4 - SN3554; ConvF(6.61, 6.61, 6.61); Calibrated: 11/19/2004
- Sensor-Surface: 4mm (Mechanical Surface Detection)Sensor-Surface: 0mm (Fix Surface)
- Electronics: DAE3 Sn558; Calibrated: 8/24/2004
- Phantom: SAM 12; Type: SAM V4.0; Serial: TP-1150
- Measurement SW: DASY4, V4.5 Build 19; Postprocessing SW: SEMCAD, V1.8 Build 146

Left Cheek High CH810/Area Scan (6x11x1): Measurement grid: dx=15mm, dy=15mm
Maximum value of SAR (measured) = 0.096 mW/g

Left Cheek High CH810/Z Scan (1x1x21): Measurement grid: dx=20mm, dy=20mm, dz=5mm
Maximum value of SAR (measured) = 0.126 mW/g

Left Cheek High CH810/Zoom Scan (5x5x7)/Cube 0: Measurement grid: dx=7.5mm, dy=7.5mm, dz=5mm
Reference Value = 2.72 V/m; Power Drift = 0.2 dB
Peak SAR (extrapolated) = 0.144 W/kg
SAR(1 g) = 0.0958 mW/g; SAR(10 g) = 0.056 mW/g
Maximum value of SAR (measured) = 0.102 mW/g

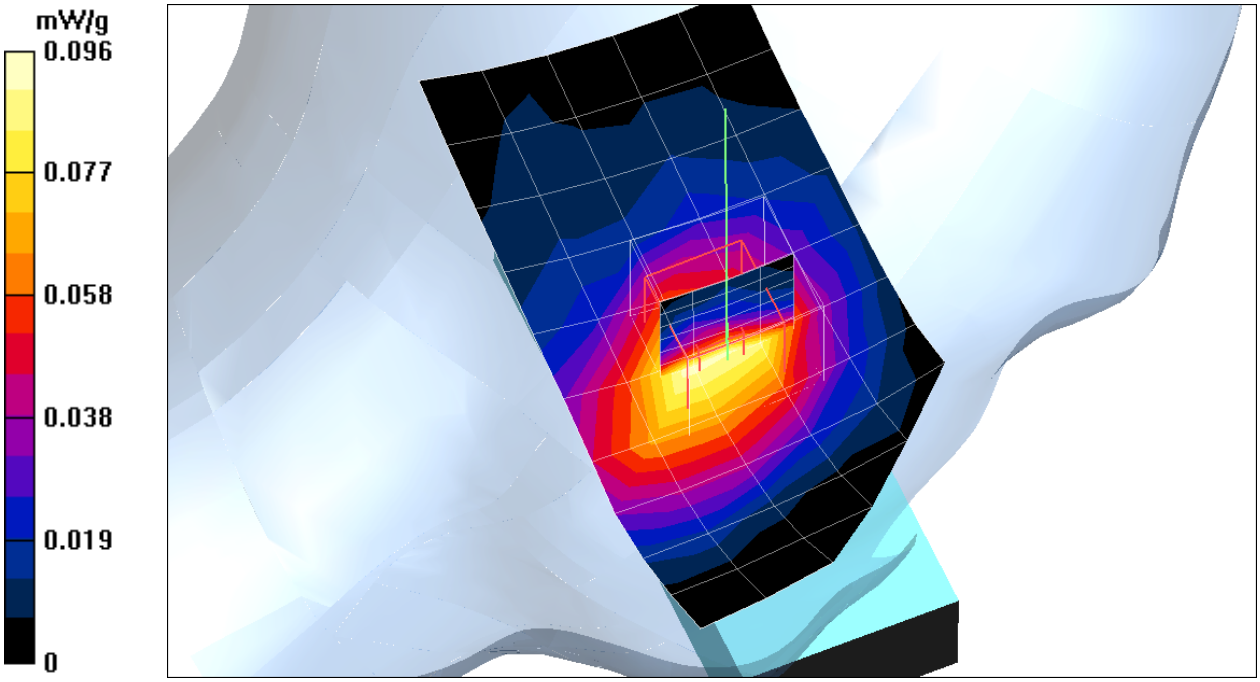
mW/g
0.096
0.077
0.058
0.038
0.019
0

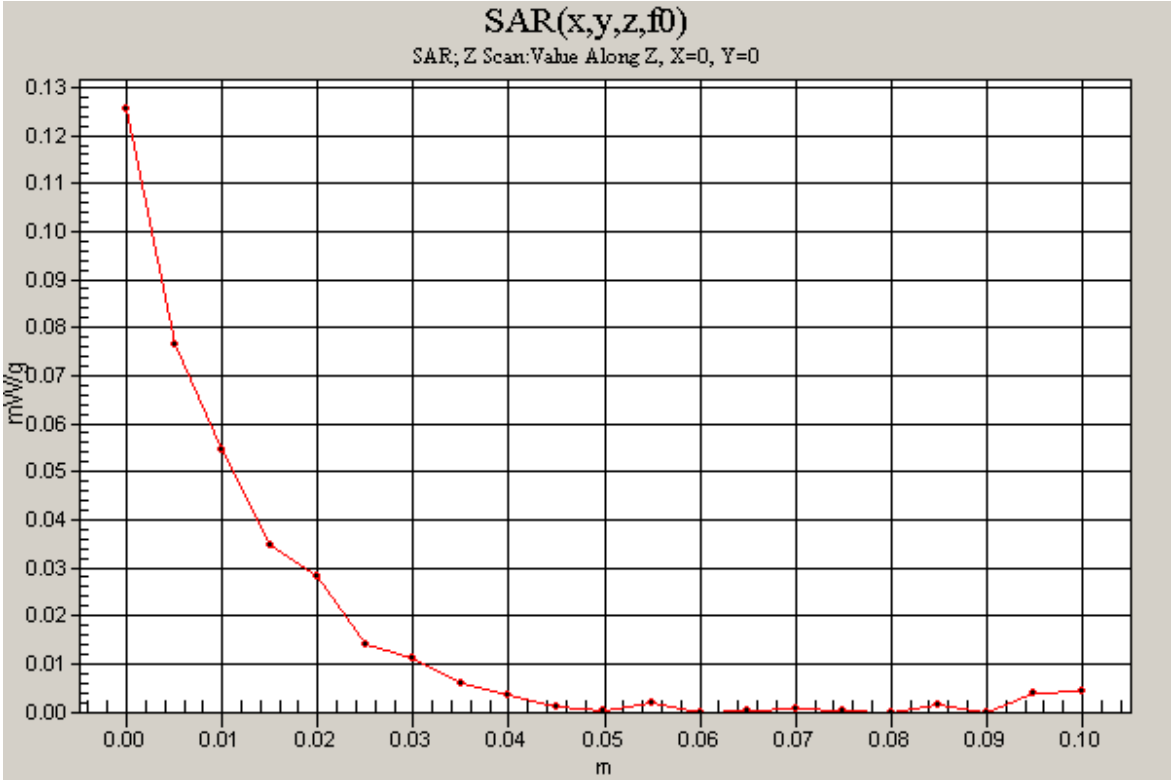
SAR(x,y,z,f0)
SAR; Z Scan:Value Along Z, X=0, Y=0
mW/g
0.13
0.12
0.11
0.10
0.09
0.08
0.07
0.06
0.05
0.04
0.03
0.02
0.01
0.00
0.00
0.01
0.02
0.03
0.04
0.05
0.06
0.07
0.08
0.09
0.10
m

Date/Time: 5/26/2005 7:26:08 PM

Test Laboratory: Compliance Certification Services Inc.

GSM 1900-Left Head 960 Open mode

DUT: 960; Type: Tri-Band Mobile Phone; Serial: N/A

Communication System: PCS 1900; Frequency: 1850.2 MHz;Duty Cycle: 1:8
Medium parameters used: f = 1850.2 MHz; σ = 1.45 mho/m; ε_r = 40.4; ρ = 1000 kg/m^3
Air Temperature:25.0 deg C;Liquid Temperature:23.9 deg C
Area scan setting: Find secondary maxima within 2 dB, and with a peak SAR value greater than 0.0012 mW/g
Zoom scan setting: Maximum number of cubes to measure is 2
Phantom section: Left Section

DASY4 Configuration:

- Probe: EX3DV4 - SN3554; ConvF(6.61, 6.61, 6.61); Calibrated: 11/19/2004
- Sensor-Surface: 4mm (Mechanical Surface Detection)
- Electronics: DAE3 Sn558; Calibrated: 8/24/2004
- Phantom: SAM 12; Type: SAM V4.0; Serial: TP-1150
- Measurement SW: DASY4, V4.5 Build 19; Postprocessing SW: SEMCAD, V1.8 Build 146

Left Tilted Low CH512/Area Scan (6x12x1): Measurement grid: dx=15mm, dy=15mm
Maximum value of SAR (measured) = 0.030 mW/g

Left Tilted Low CH512/Zoom Scan (5x5x7)/Cube 0: Measurement grid: dx=7.5mm, dy=7.5mm, dz=5mm
Reference Value = 2.60 V/m; Power Drift = 0.2 dB
Peak SAR (extrapolated) = 0.041 W/kg
SAR(1 g) = 0.0238 mW/g; SAR(10 g) = 0.015 mW/g
Maximum value of SAR (measured) = 0.027 mW/g

Left Tilted Low CH512/Zoom Scan (5x5x7)/Cube 1: Measurement grid: dx=7.5mm, dy=7.5mm, dz=5mm
Reference Value = 2.60 V/m; Power Drift = 0.2 dB
Peak SAR (extrapolated) = 0.039 W/kg
SAR(1 g) = 0.0262 mW/g; SAR(10 g) = 0.014 mW/g
Maximum value of SAR (measured) = 0.027 mW/g

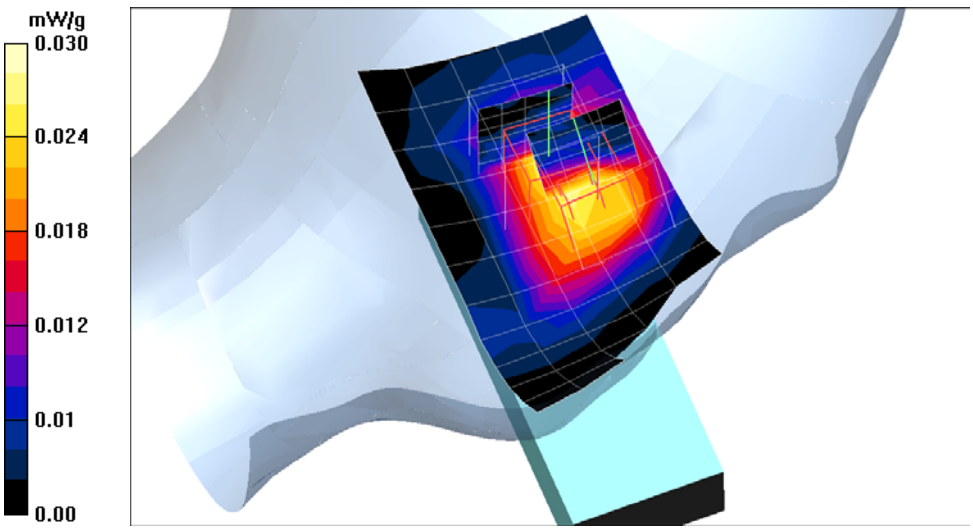

Date/Time: 5/26/2005 6:41:58 PM

Test Laboratory: Compliance Certification Services Inc.

GSM 1900-Left Head 960 Open mode

DUT: 960; Type: Tri-Band Mobile Phone; Serial: N/A

Communication System: PCS 1900; Frequency: 1880 MHz;Duty Cycle: 1:8
Medium parameters used: f = 1880 MHz; σ = 1.45 mho/m; ε_r = 40.4; ρ = 1000 kg/m^3
Air Temperature:25.0 deg C;Liquid Temperature:23.9 deg C
Area scan setting: Find secondary maxima within 2 dB, and with a peak SAR value greater than 0.0012 mW/g
Zoom scan setting: Maximum number of cubes to measure is 2
Phantom section: Left Section

DASY4 Configuration:

- Probe: EX3DV4 - SN3554; ConvF(6.61, 6.61, 6.61); Calibrated: 11/19/2004
- Sensor-Surface: 4mm (Mechanical Surface Detection)
- Electronics: DAE3 Sn558; Calibrated: 8/24/2004
- Phantom: SAM 12; Type: SAM V4.0; Serial: TP-1150
- Measurement SW: DASY4, V4.5 Build 19; Postprocessing SW: SEMCAD, V1.8 Build 146

Left Tilted Middle CH661/Area Scan (6x11x1): Measurement grid: dx=15mm, dy=15mm
Maximum value of SAR (measured) = 0.025 mW/g

Left Tilted Middle CH661/Zoom Scan (5x5x7)/Cube 0: Measurement grid: dx=7.5mm, dy=7.5mm, dz=5mm
Reference Value = 3.39 V/m; Power Drift = 0.2 dB
Peak SAR (extrapolated) = 0.033 W/kg
SAR(1 g) = 0.0203 mW/g; SAR(10 g) = 0.011 mW/g
Maximum value of SAR (measured) = 0.022 mW/g

Left Tilted Middle CH661/Zoom Scan (5x5x7)/Cube 1: Measurement grid: dx=7.5mm, dy=7.5mm, dz=5mm
Reference Value = 3.39 V/m; Power Drift = 0.2 dB
Peak SAR (extrapolated) = 0.026 W/kg
SAR(1 g) = 0.0201 mW/g; SAR(10 g) = 0.011 mW/g
Maximum value of SAR (measured) = 0.023 mW/g

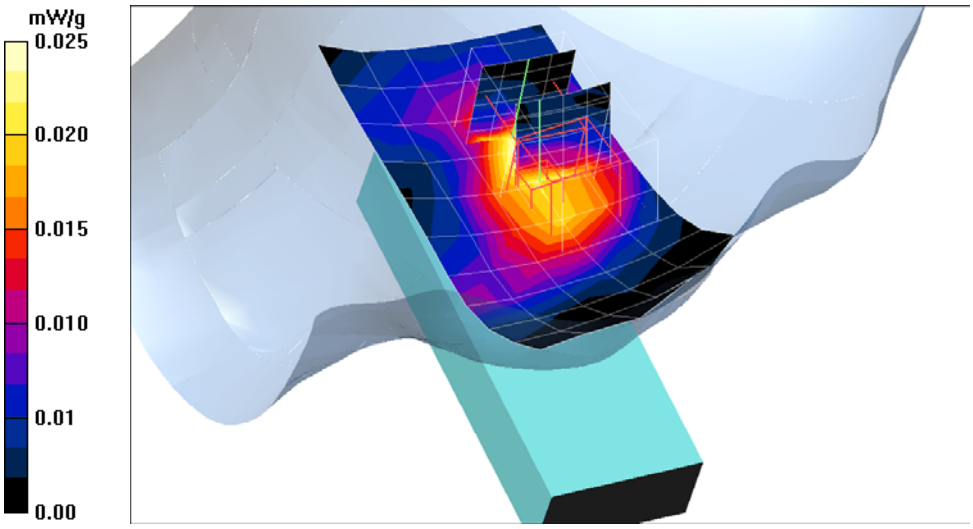

Date/Time: 5/26/2005 6:17:24 PM

Test Laboratory: Compliance Certification Services Inc.

GSM 1900-Left Head 960 Open mode

DUT: 960; Type: Tri-Band Mobile Phone; Serial: N/A

Communication System: PCS 1900; Frequency: 1909.8 MHz;Duty Cycle: 1:8
Medium parameters used: f = 1909.8 MHz; σ = 1.45 mho/m; ε_r = 40.4; ρ = 1000 kg/m^3
Air Temperature:25.0 deg C;Liquid Temperature:23.9 deg C
Area scan setting: Find secondary maxima within 2 dB, and with a peak SAR value greater than 0.0012 mW/g
Zoom scan setting: Maximum number of cubes to measure is 2
Phantom section: Left Section

DASY4 Configuration:

- Probe: EX3DV4 - SN3554; ConvF(6.61, 6.61, 6.61); Calibrated: 11/19/2004
- Sensor-Surface: 4mm (Mechanical Surface Detection)
- Electronics: DAE3 Sn558; Calibrated: 8/24/2004
- Phantom: SAM 12; Type: SAM V4.0; Serial: TP-1150
- Measurement SW: DASY4, V4.5 Build 19; Postprocessing SW: SEMCAD, V1.8 Build 146

Left Tilted High CH810/Area Scan (6x11x1): Measurement grid: dx=15mm, dy=15mm
Maximum value of SAR (measured) = 0.022 mW/g

Left Tilted High CH810/Zoom Scan (5x5x7)/Cube 0: Measurement grid: dx=7.5mm, dy=7.5mm, dz=5mm
Reference Value = 3.32 V/m; Power Drift = 0.2 dB
Peak SAR (extrapolated) = 0.039 W/kg
SAR(1 g) = 0.0213 mW/g; SAR(10 g) = 0.013 mW/g
Maximum value of SAR (measured) = 0.023 mW/g

Left Tilted High CH810/Zoom Scan (5x5x7)/Cube 1: Measurement grid: dx=7.5mm, dy=7.5mm, dz=5mm
Reference Value = 3.32 V/m; Power Drift = 0.2 dB
Peak SAR (extrapolated) = 0.089 W/kg
SAR(1 g) = 0.0261 mW/g; SAR(10 g) = 0.0096 mW/g
Maximum value of SAR (measured) = 0.025 mW/g

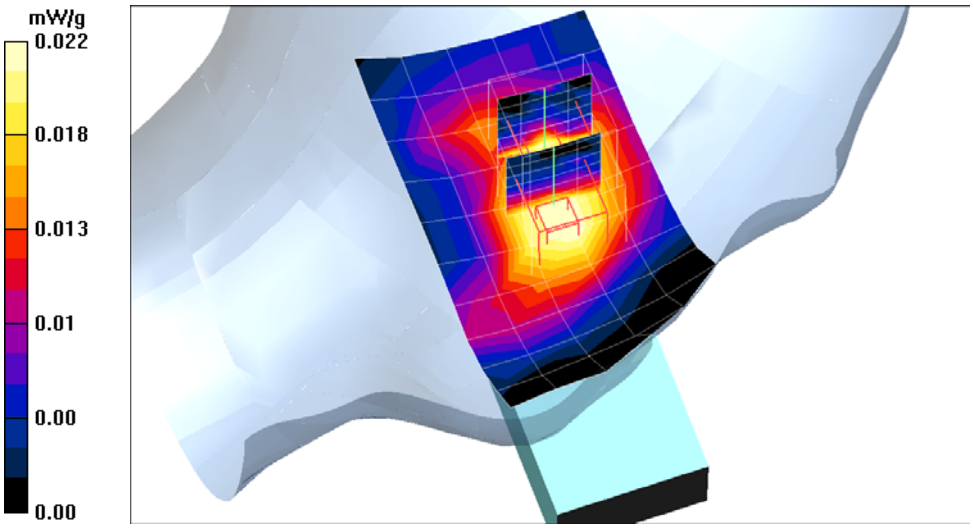

Date/Time: 5/26/2005 7:48:45 PM

Test Laboratory: Compliance Certification Services Inc.

Right Head Open mode



Date/Time: 5/26/2005 7:48:45 PM

Test Laboratory: Compliance Certification Services Inc.

GSM 1900-Right Head 960 Open mode

DUT: 960; Type: Tri-Band Mobile Phone; Serial: N/A

Communication System: PCS 1900; Frequency: 1850.2 MHz;Duty Cycle: 1:8
Medium parameters used: f = 1850.2 MHz; σ = 1.45 mho/m; ε_r = 40.4; ρ = 1000 kg/m^3
Air Temperature:25.0 deg C;Liquid Temperature:23.9 deg C
Area scan setting: Find secondary maxima within 2 dB, and with a peak SAR value greater than 0.0012 mW/g
Zoom scan setting: Maximum number of cubes to measure is 2
Phantom section: Right Section

DASY4 Configuration:

- Probe: EX3DV4 - SN3554; ConvF(6.61, 6.61, 6.61); Calibrated: 11/19/2004
- Sensor-Surface: 4mm (Mechanical Surface Detection)
- Electronics: DAE3 Sn558; Calibrated: 8/24/2004
- Phantom: SAM 12; Type: SAM V4.0; Serial: TP-1150
- Measurement SW: DASY4, V4.5 Build 19; Postprocessing SW: SEMCAD, V1.8 Build 146

Right Cheek Low CH512/Area Scan (6x12x1): Measurement grid: dx=15mm, dy=15mm
Maximum value of SAR (measured) = 0.095 mW/g

Right Cheek Low CH512/Zoom Scan (5x5x7)/Cube 0: Measurement grid: dx=7.5mm, dy=7.5mm, dz=5mm
Reference Value = 4.28 V/m; Power Drift = -0.2 dB
Peak SAR (extrapolated) = 0.135 W/kg
SAR(1 g) = 0.0930 mW/g; SAR(10 g) = 0.061 mW/g
Maximum value of SAR (measured) = 0.099 mW/g

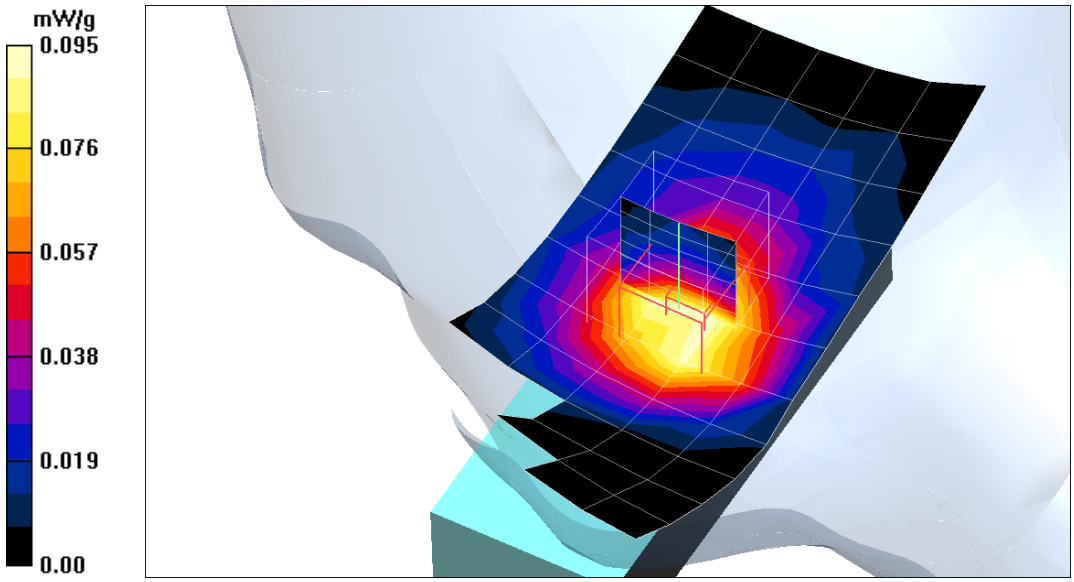

Date/Time: 5/26/2005 8:05:53 PM

Test Laboratory: Compliance Certification Services Inc.

GSM 1900-Right Head 960 Open mode

DUT: 960; Type: Tri-Band Mobile Phone; Serial: N/A

Communication System: PCS 1900; Frequency: 1880 MHz;Duty Cycle: 1:8
Medium parameters used: f = 1880 MHz; σ = 1.45 mho/m; ε_r = 40.4; ρ = 1000 kg/m^3
Air Temperature:25.0 deg C;Liquid Temperature:23.9 deg C
Area scan setting: Find secondary maxima within 2 dB, and with a peak SAR value greater than 0.0012 mW/g
Zoom scan setting: Maximum number of cubes to measure is 2
Phantom section: Right Section

DASY4 Configuration:

- Probe: EX3DV4 - SN3554; ConvF(6.61, 6.61, 6.61); Calibrated: 11/19/2004
- Sensor-Surface: 4mm (Mechanical Surface Detection)
- Electronics: DAE3 Sn558; Calibrated: 8/24/2004
- Phantom: SAM 12; Type: SAM V4.0; Serial: TP-1150
- Measurement SW: DASY4, V4.5 Build 19; Postprocessing SW: SEMCAD, V1.8 Build 146

Right Cheek Middle CH661/Area Scan (6x12x1): Measurement grid: dx=15mm, dy=15mm
Maximum value of SAR (measured) = 0.087 mW/g

Right Cheek Middle CH661/Zoom Scan (5x5x7)/Cube 0: Measurement grid: dx=7.5mm, dy=7.5mm, dz=5mm
Reference Value = 4.10 V/m; Power Drift = 0.1 dB
Peak SAR (extrapolated) = 0.122 W/kg
SAR(1 g) = 0.0850 mW/g; SAR(10 g) = 0.056 mW/g
Maximum value of SAR (measured) = 0.091 mW/g

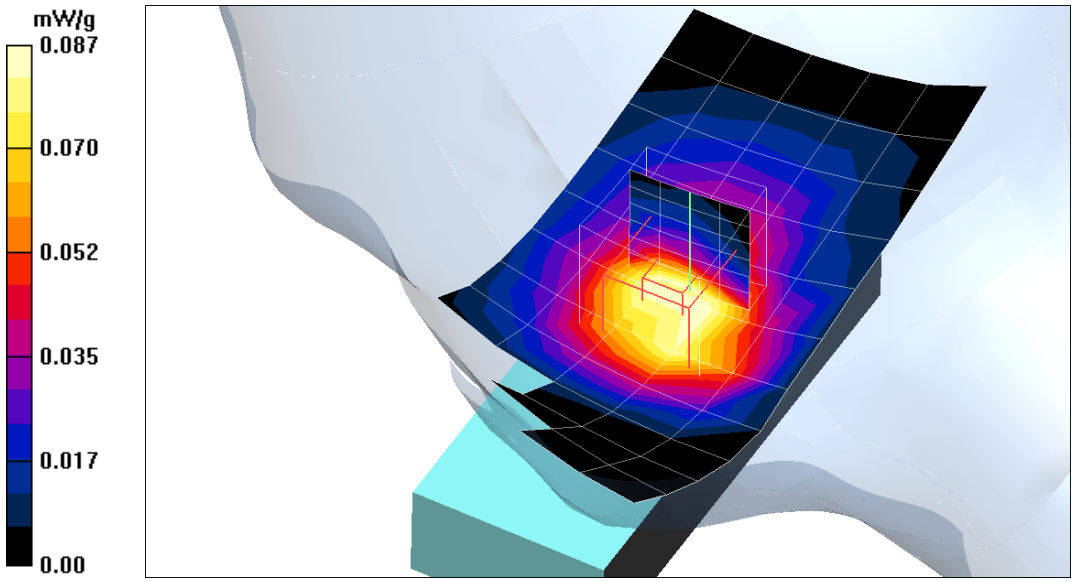

Date/Time: 5/26/2005 8:42:56 AM

Test Laboratory: Compliance Certification Services Inc.

GSM 1900-Right Head 960 Open mode

DUT: 960; Type: Tri-Band Mobile Phone; Serial: N/A

Communication System: PCS 1900; Frequency: 1909.8 MHz;Duty Cycle: 1:8
Medium parameters used: f = 1909.8 MHz; σ = 1.45 mho/m; ε_r = 40.4; ρ = 1000 kg/m^3
Air Temperature:25.0 deg C;Liquid Temperature:23.9 deg C
Area scan setting: Find secondary maxima within 2 dB, and with a peak SAR value greater than 0.0012 mW/g
Zoom scan setting: Maximum number of cubes to measure is 2
Phantom section: Right Section

DASY4 Configuration:

- Probe: EX3DV4 - SN3554; ConvF(6.61, 6.61, 6.61); Calibrated: 11/19/2004
- Sensor-Surface: 4mm (Mechanical Surface Detection)
- Electronics: DAE3 Sn558; Calibrated: 8/24/2004
- Phantom: SAM 12; Type: SAM V4.0; Serial: TP-1150
- Measurement SW: DASY4, V4.5 Build 19; Postprocessing SW: SEMCAD, V1.8 Build 146

Right Cheek High CH810/Area Scan (6x12x1): Measurement grid: dx=15mm, dy=15mm
Maximum value of SAR (measured) = 0.097 mW/g

Right Cheek High CH810/Zoom Scan (5x5x7)/Cube 0: Measurement grid: dx=7.5mm, dy=7.5mm, dz=5mm
Reference Value = 4.42 V/m; Power Drift = -0.2 dB
Peak SAR (extrapolated) = 0.126 W/kg
SAR(1 g) = 0.0920 mW/g; SAR(10 g) = 0.058 mW/g
Maximum value of SAR (measured) = 0.102 mW/g

Right Cheek High CH810/Zoom Scan (5x5x7)/Cube 1: Measurement grid: dx=7.5mm, dy=7.5mm, dz=5mm
Reference Value = 4.42 V/m; Power Drift = -0.2 dB
Peak SAR (extrapolated) = 0.130 W/kg
SAR(1 g) = 0.0790 mW/g; SAR(10 g) = 0.045 mW/g
Maximum value of SAR (measured) = 0.100 mW/g

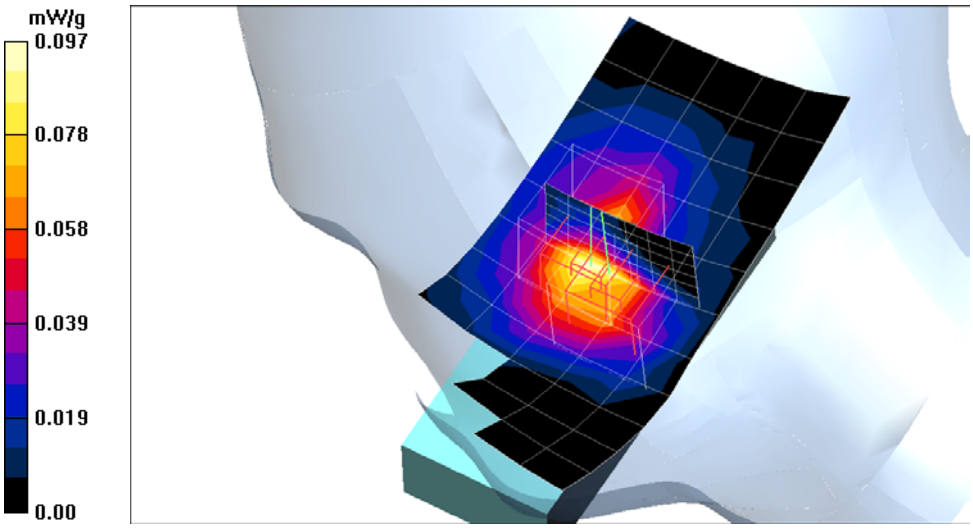

Date/Time: 5/26/2005 9:04:19 AM

Test Laboratory: Compliance Certification Services Inc.

GSM 1900-Right Head 960 Open mode

DUT: 960; Type: Tri-Band Mobile Phone; Serial: N/A

Communication System: PCS 1900; Frequency: 1850.2 MHz;Duty Cycle: 1:8
Medium parameters used: f = 1850.2 MHz; σ = 1.45 mho/m; ε_r = 40.4; ρ = 1000 kg/m^3
Air Temperature:25.0 deg C;Liquid Temperature:23.9 deg C
Area scan setting: Find secondary maxima within 2 dB, and with a peak SAR value greater than 0.0012 mW/g
Zoom scan setting: Maximum number of cubes to measure is 2
Phantom section: Right Section

DASY4 Configuration:

- Probe: EX3DV4 - SN3554; ConvF(6.61, 6.61, 6.61); Calibrated: 11/19/2004
- Sensor-Surface: 4mm (Mechanical Surface Detection)
- Electronics: DAE3 Sn558; Calibrated: 8/24/2004
- Phantom: SAM 12; Type: SAM V4.0; Serial: TP-1150
- Measurement SW: DASY4, V4.5 Build 19; Postprocessing SW: SEMCAD, V1.8 Build 146

Right Tilted Low CH512/Area Scan (6x12x1): Measurement grid: dx=15mm, dy=15mm
Maximum value of SAR (measured) = 0.023 mW/g

Right Tilted Low CH512/Zoom Scan (5x5x7)/Cube 0: Measurement grid: dx=7.5mm, dy=7.5mm, dz=5mm
Reference Value = 3.90 V/m; Power Drift = -0.054 dB
Peak SAR (extrapolated) = 0.035 W/kg
SAR(1 g) = 0.0219 mW/g; SAR(10 g) = 0.013 mW/g
Maximum value of SAR (measured) = 0.022 mW/g

Right Tilted Low CH512/Zoom Scan (5x5x7)/Cube 1: Measurement grid: dx=7.5mm, dy=7.5mm, dz=5mm
Reference Value = 3.90 V/m; Power Drift = -0.054 dB
Peak SAR (extrapolated) = 0.037 W/kg
SAR(1 g) = 0.0242 mW/g; SAR(10 g) = 0.014 mW/g
Maximum value of SAR (measured) = 0.026 mW/g

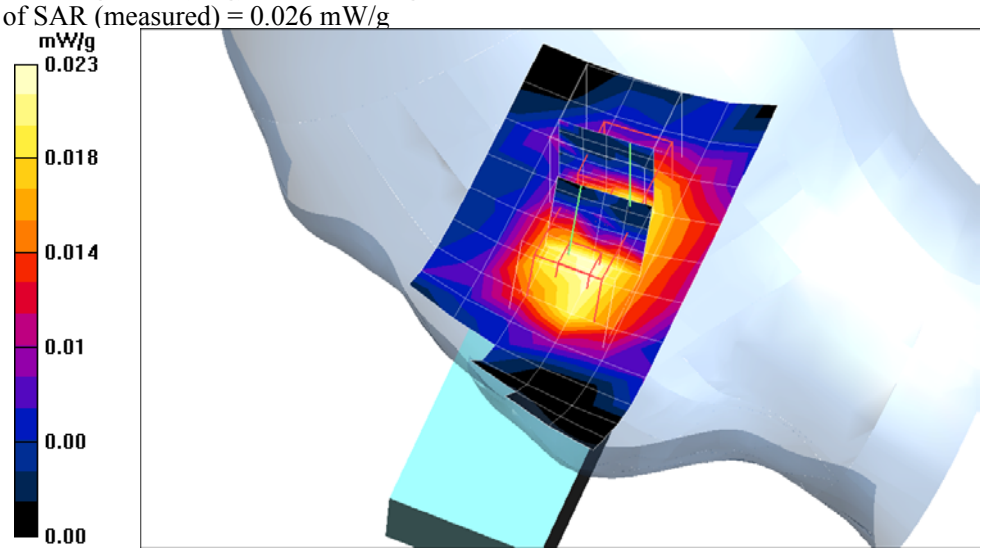

Date/Time: 5/26/2005 9:26:09 AM

Test Laboratory: Compliance Certification Services Inc.

GSM 1900-Right Head 960 Open mode

DUT: 960; Type: Tri-Band Mobile Phone; Serial: N/A

Communication System: PCS 1900; Frequency: 1880 MHz;Duty Cycle: 1:8
Medium parameters used: f = 1880 MHz; σ = 1.45 mho/m; ε_r = 40.4; ρ = 1000 kg/m^3
Air Temperature:25.0 deg C;Liquid Temperature:23.9 deg C
Area scan setting: Find secondary maxima within 2 dB, and with a peak SAR value greater than 0.0012 mW/g
Zoom scan setting: Maximum number of cubes to measure is 2
Phantom section: Right Section

DASY4 Configuration:

- Probe: EX3DV4 - SN3554; ConvF(6.61, 6.61, 6.61); Calibrated: 11/19/2004
- Sensor-Surface: 4mm (Mechanical Surface Detection)
- Electronics: DAE3 Sn558; Calibrated: 8/24/2004
- Phantom: SAM 12; Type: SAM V4.0; Serial: TP-1150
- Measurement SW: DASY4, V4.5 Build 19; Postprocessing SW: SEMCAD, V1.8 Build 146

Right Tilted Middle CH661/Area Scan (6x12x1): Measurement grid: dx=15mm, dy=15mm
Maximum value of SAR (measured) = 0.022 mW/g

Right Tilted Middle CH661/Zoom Scan (5x5x7)/Cube 0: Measurement grid: dx=7.5mm, dy=7.5mm, dz=5mm
Reference Value = 3.87 V/m; Power Drift = 0.2 dB
Peak SAR (extrapolated) = 0.029 W/kg
SAR(1 g) = 0.0208 mW/g; SAR(10 g) = 0.012 mW/g
Maximum value of SAR (measured) = 0.023 mW/g

Right Tilted Middle CH661/Zoom Scan (5x5x7)/Cube 1: Measurement grid: dx=7.5mm, dy=7.5mm, dz=5mm
Reference Value = 3.87 V/m; Power Drift = 0.2 dB
Peak SAR (extrapolated) = 0.036 W/kg
SAR(1 g) = 0.0213 mW/g; SAR(10 g) = 0.012 mW/g
Maximum value of SAR (measured) = 0.025 mW/g

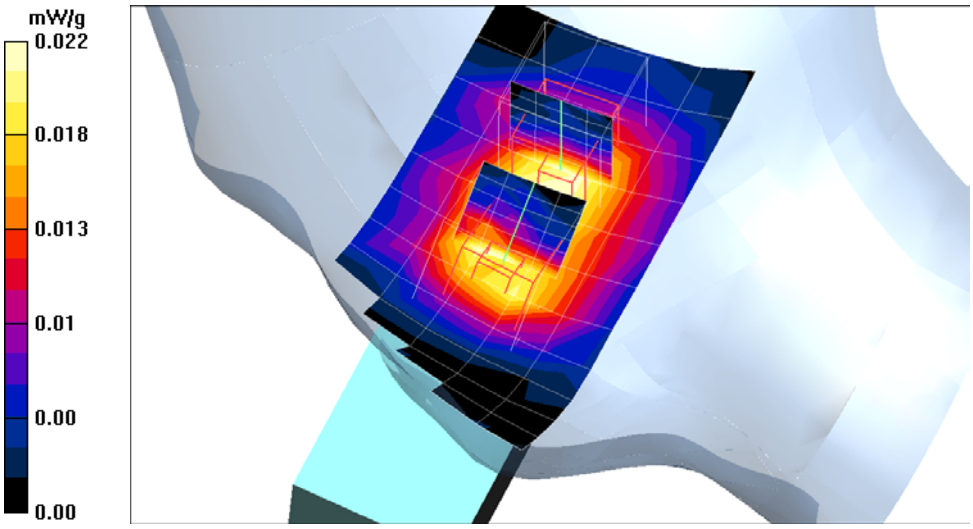

Date/Time: 5/26/2005 9:48:36 AM

Test Laboratory: Compliance Certification Services Inc.

GSM 1900-Right Head 960 Open mode

DUT: 960; Type: Tri-Band Mobile Phone; Serial: N/A

Communication System: PCS 1900; Frequency: 1909.8 MHz;Duty Cycle: 1:8
Medium parameters used: f = 1909.8 MHz; σ = 1.45 mho/m; ε_r = 40.4; ρ = 1000 kg/m^3
Air Temperature:25.0 deg C;Liquid Temperature:23.9 deg C
Area scan setting: Find secondary maxima within 2 dB, and with a peak SAR value greater than 0.0012 mW/g
Zoom scan setting: Maximum number of cubes to measure is 2
Phantom section: Right Section

DASY4 Configuration:

- Probe: EX3DV4 - SN3554; ConvF(6.61, 6.61, 6.61); Calibrated: 11/19/2004
- Sensor-Surface: 4mm (Mechanical Surface Detection)
- Electronics: DAE3 Sn558; Calibrated: 8/24/2004
- Phantom: SAM 12; Type: SAM V4.0; Serial: TP-1150
- Measurement SW: DASY4, V4.5 Build 19; Postprocessing SW: SEMCAD, V1.8 Build 146

Right Tilted High CH810/Area Scan (6x12x1): Measurement grid: dx=15mm, dy=15mm
Maximum value of SAR (measured) = 0.024 mW/g

Right Tilted High CH810/Zoom Scan (5x5x7)/Cube 0: Measurement grid: dx=7.5mm, dy=7.5mm, dz=5mm
Reference Value = 3.99 V/m; Power Drift = 0.2 dB
Peak SAR (extrapolated) = 0.037 W/kg
SAR(1 g) = 0.0244 mW/g; SAR(10 g) = 0.015 mW/g
Maximum value of SAR (measured) = 0.028 mW/g

Right Tilted High CH810/Zoom Scan (5x5x7)/Cube 1: Measurement grid: dx=7.5mm, dy=7.5mm, dz=5mm
Reference Value = 3.99 V/m; Power Drift = 0.2 dB
Peak SAR (extrapolated) = 0.035 W/kg
SAR(1 g) = 0.0241 mW/g; SAR(10 g) = 0.013 mW/g
Maximum value of SAR (measured) = 0.025 mW/g

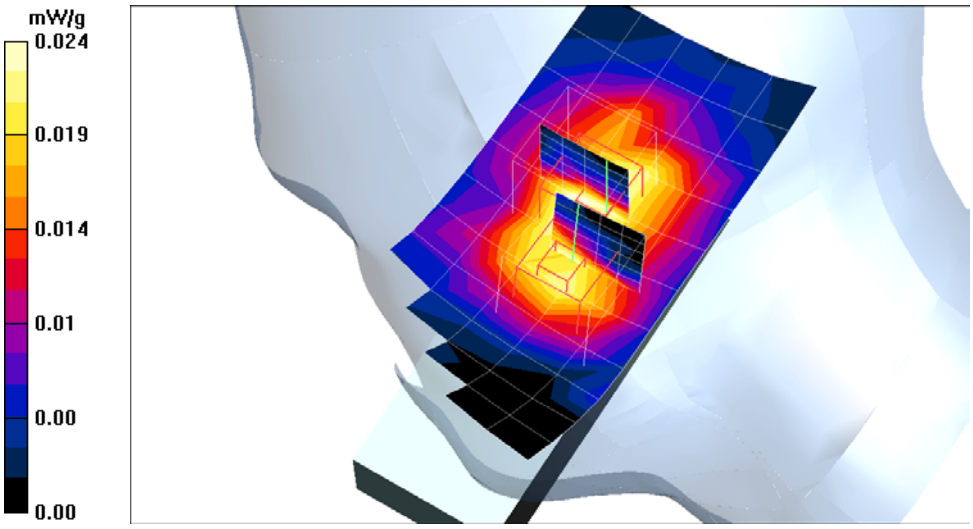

Date/Time: 5/26/2005 1:04:31 PM

Test Laboratory: Compliance Certification Services Inc.

Body Open mode

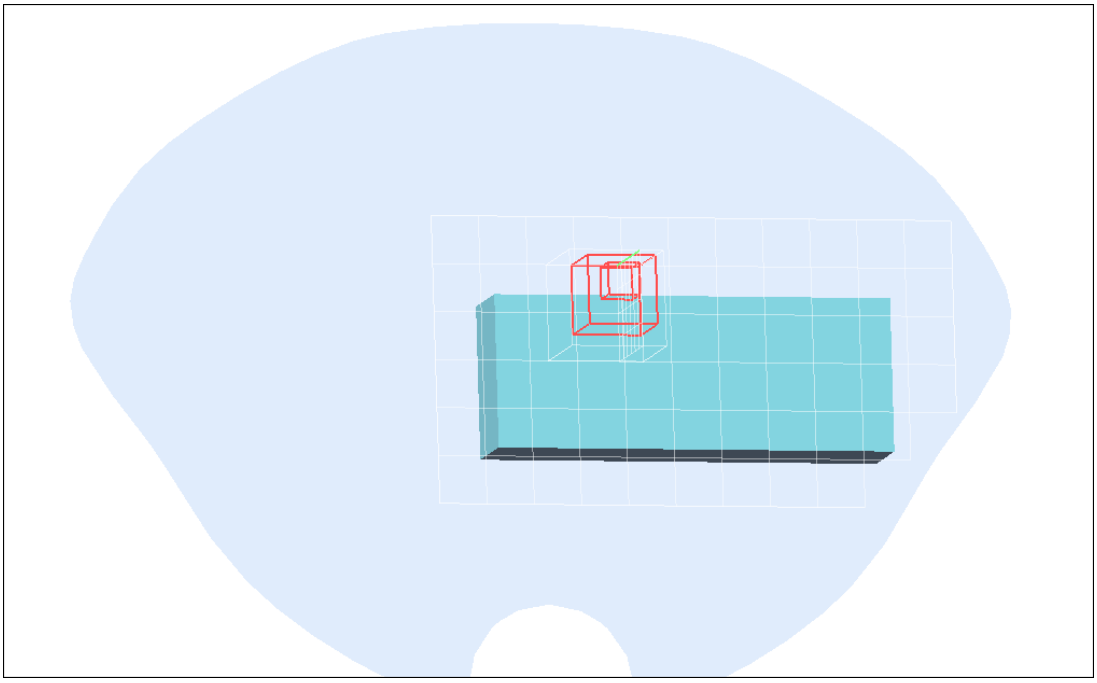

Date/Time: 5/26/2005 1:10:22 PM

Test Laboratory: Compliance Certification Services Inc.

GSM 1900-Body 960 Open mode

DUT: 960; Type: Tri-Band Mobile Phone; Serial: N/A

Communication System: PCS 1900; Frequency: 1850.2 MHz;Duty Cycle: 1:8
Medium parameters used: f = 1850.2 MHz; σ = 1.49 mho/m; ε_r = 51.7; ρ = 1000 kg/m^3
Air Temperature:25.0 deg C;Liquid Temperature:23.9 deg C
Area scan setting: Find secondary maxima within 2 dB, and with a peak SAR value greater than 0.0012 mW/g
Zoom scan setting: Maximum number of cubes to measure is 2
Phantom section: Flat Section

DASY4 Configuration:

- Probe: EX3DV4 - SN3554; ConvF(6.24, 6.24, 6.24); Calibrated: 11/19/2004
- Sensor-Surface: 4mm (Mechanical Surface Detection)
- Electronics: DAE3 Sn558; Calibrated: 8/24/2004
- Phantom: SAM 12; Type: SAM V4.0; Serial: TP-1150
- Measurement SW: DASY4, V4.5 Build 19; Postprocessing SW: SEMCAD, V1.8 Build 146

Front Body Low CH512/Area Scan (7x12x1): Measurement grid: dx=15mm, dy=15mm
Maximum value of SAR (measured) = 0.023 mW/g

Front Body Low CH512/Zoom Scan (5x5x7)/Cube 0: Measurement grid: dx=7.5mm, dy=7.5mm, dz=5mm
Reference Value = 2.03 V/m; Power Drift = 0.2 dB
Peak SAR (extrapolated) = 0.029 W/kg
SAR(1 g) = 0.0163 mW/g; SAR(10 g) = 0.0079 mW/g
Maximum value of SAR (measured) = 0.018 mW/g

Front Body Low CH512/Zoom Scan (5x5x7)/Cube 1: Measurement grid: dx=7.5mm, dy=7.5mm, dz=5mm
Reference Value = 2.03 V/m; Power Drift = 0.2 dB
Peak SAR (extrapolated) = 0.067 W/kg
SAR(1 g) = 0.0121 mW/g; SAR(10 g) = 0.0025 mW/g
Maximum value of SAR (measured) = 0.014 mW/g

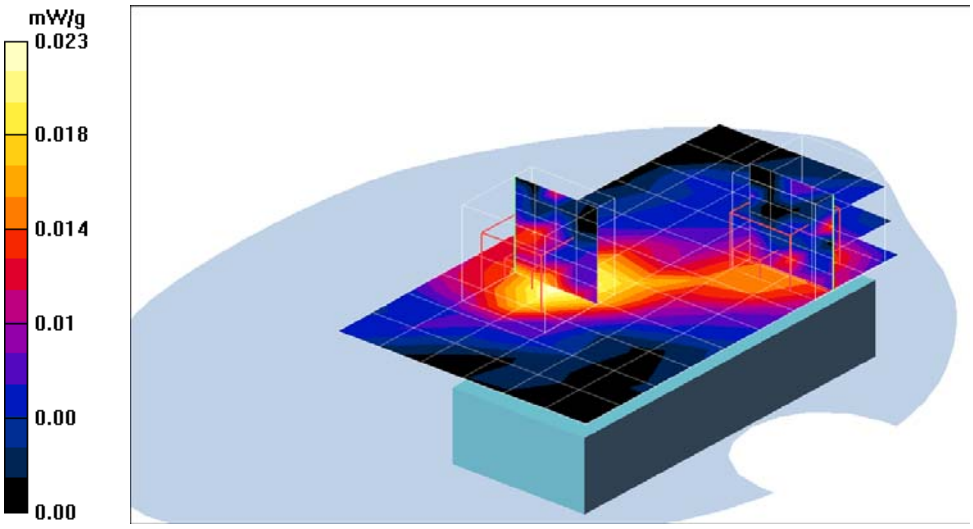

Date/Time: 5/26/2005 1:48:06 PM

Test Laboratory: Compliance Certification Services Inc.

GSM 1900-Body 960 Open mode

DUT: 960; Type: Tri-Band Mobile Phone; Serial: N/A

Communication System: PCS 1900; Frequency: 1880 MHz;Duty Cycle: 1:8
Medium parameters used: f = 1880 MHz; σ = 1.49 mho/m; ε_r = 51.7; ρ = 1000 kg/m^3
Air Temperature:25.0 deg C;Liquid Temperature:23.9 deg C
Area scan setting: Find secondary maxima within 2 dB, and with a peak SAR value greater than 0.0012 mW/g
Zoom scan setting: Maximum number of cubes to measure is 2
Phantom section: Flat Section

DASY4 Configuration:

- Probe: EX3DV4 - SN3554; ConvF(6.24, 6.24, 6.24); Calibrated: 11/19/2004
- Sensor-Surface: 4mm (Mechanical Surface Detection)
- Electronics: DAE3 Sn558; Calibrated: 8/24/2004
- Phantom: SAM 12; Type: SAM V4.0; Serial: TP-1150
- Measurement SW: DASY4, V4.5 Build 19; Postprocessing SW: SEMCAD, V1.8 Build 146

Front Body Middle CH661/Area Scan (8x11x1): Measurement grid: dx=15mm, dy=15mm
Maximum value of SAR (measured) = 0.015 mW/g

Front Body Middle CH661/Zoom Scan (5x5x7)/Cube 0: Measurement grid: dx=7.5mm, dy=7.5mm, dz=5mm
Reference Value = 2.73 V/m; Power Drift = -0.2 dB
Peak SAR (extrapolated) = 0.074 W/kg
SAR(1 g) = 0.0228 mW/g; SAR(10 g) = 0.013 mW/g
Maximum value of SAR (measured) = 0.024 mW/g

Front Body Middle CH661/Zoom Scan (5x5x7)/Cube 1: Measurement grid: dx=7.5mm, dy=7.5mm, dz=5mm
Reference Value = 2.73 V/m; Power Drift = -0.2 dB
Peak SAR (extrapolated) = 0.049 W/kg
SAR(1 g) = 0.00827 mW/g; SAR(10 g) = 0.0015 mW/g
Maximum value of SAR (measured) = 0.017 mW/g

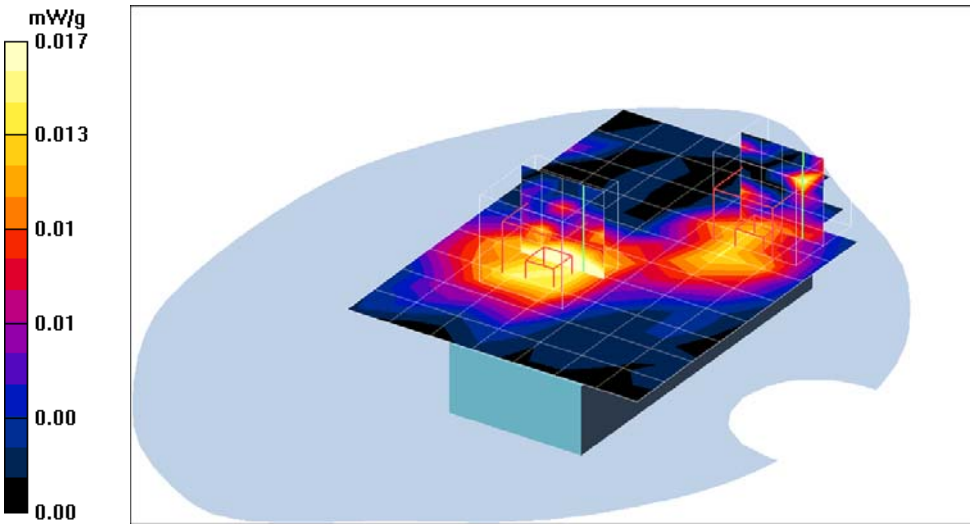

Date/Time: 05/26/05 12:36:48

Test Laboratory: Compliance Certification Services Inc.

GSM 1900-Body 960 Open mode

DUT: 960; Type: Tri-Band Mobile Phone; Serial: N/A

Communication System: PCS 1900; Frequency: 1909.8 MHz;Duty Cycle: 1:8
Medium parameters used: f = 1909.8 MHz; σ = 1.49 mho/m; ε_r = 51.7; ρ = 1000 kg/m^3
Air Temperature:25.0 deg C;Liquid Temperature:23.9 deg C
Area scan setting: Find secondary maxima within 2 dB, and with a peak SAR value greater than 0.0012 mW/g
Zoom scan setting: Maximum number of cubes to measure is 2
Phantom section: Flat Section

DASY4 Configuration:

- Probe: EX3DV4 - SN3554; ConvF(6.24, 6.24, 6.24); Calibrated: 11/19/2004
- Sensor-Surface: 4mm (Mechanical Surface Detection)
- Electronics: DAE3 Sn558; Calibrated: 8/24/2004
- Phantom: SAM 12; Type: SAM V4.0; Serial: TP-1150
- Measurement SW: DASY4, V4.5 Build 19; Postprocessing SW: SEMCAD, V1.8 Build 146

Front Body High CH810/Area Scan (9x12x1): Measurement grid: dx=15mm, dy=15mm
Maximum value of SAR (measured) = 0.025 mW/g

Front Body High CH810/Zoom Scan (5x5x7)/Cube 0: Measurement grid: dx=7.5mm, dy=7.5mm, dz=5mm
Reference Value = 1.3 V/m; Power Drift = 0.2 dB
Peak SAR (extrapolated) = 0.077 W/kg
SAR(1 g) = 0.0123 mW/g; SAR(10 g) = 0.0097 mW/g
Maximum value of SAR (measured) = 0.019 mW/g

Front Body High CH810/Zoom Scan (5x5x7)/Cube 1: Measurement grid: dx=7.5mm, dy=7.5mm, dz=5mm
Reference Value = 1.3 V/m; Power Drift = 0.2 dB
Peak SAR (extrapolated) = 0.046 W/kg
SAR(1 g) = 0.0193 mW/g; SAR(10 g) = 0.0111 mW/g
Maximum value of SAR (measured) = 0.027 mW/g

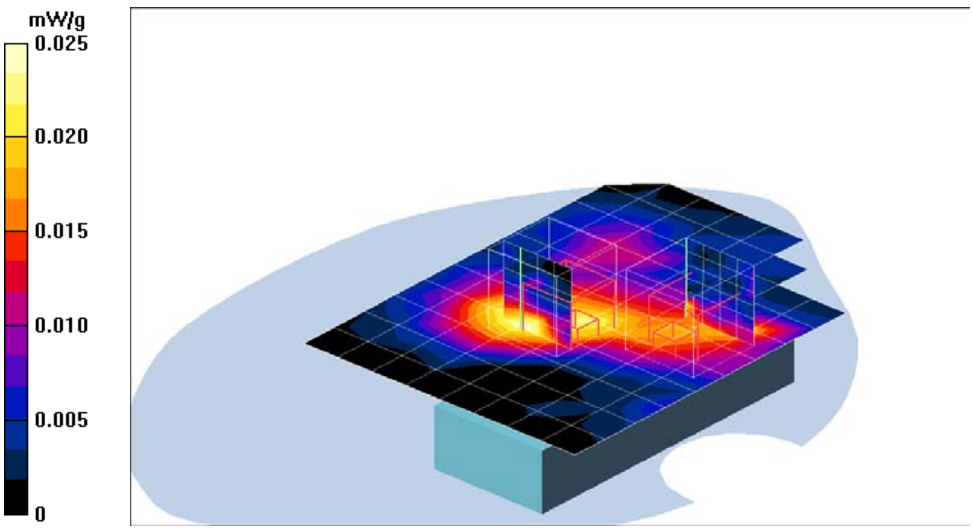

Date/Time: 5/26/2005 5:12:43 PM

Test Laboratory: Compliance Certification Services Inc.

GPRS 1900-Body 960 Open mode

DUT: 960; Type: Tri-Band Mobile Phone; Serial: N/A

Communication System: GPRS 1900; Frequency: 1850.2 MHz;Duty Cycle: 1:4
Medium parameters used: f = 1850.2 MHz; σ = 1.49 mho/m; ε_r = 51.7; ρ = 1000 kg/m^3
Air Temperature:25.0 deg C;Liquid Temperature:23.9 deg C
Area scan setting: Find secondary maxima within 2 dB, and with a peak SAR value greater than 0.0012 mW/g
Zoom scan setting: Maximum number of cubes to measure is 2
Phantom section: Flat Section

DASY4 Configuration:

- Probe: EX3DV4 - SN3554; ConvF(6.24, 6.24, 6.24); Calibrated: 11/19/2004
- Sensor-Surface: 4mm (Mechanical Surface Detection)
- Electronics: DAE3 Sn558; Calibrated: 8/24/2004
- Phantom: SAM 12; Type: SAM V4.0; Serial: TP-1150
- Measurement SW: DASY4, V4.5 Build 19; Postprocessing SW: SEMCAD, V1.8 Build 146

Front Body Low CH512/Area Scan (8x12x1): Measurement grid: dx=15mm, dy=15mm
Maximum value of SAR (measured) = 0.047 mW/g

Front Body Low CH512/Zoom Scan (5x5x7)/Cube 0: Measurement grid: dx=7.5mm, dy=7.5mm, dz=5mm
Reference Value = 3.23 V/m; Power Drift = 0.1 dB
Peak SAR (extrapolated) = 0.078 W/kg
SAR(1 g) = 0.0473 mW/g; SAR(10 g) = 0.031 mW/g
Maximum value of SAR (measured) = 0.050 mW/g

Front Body Low CH512/Zoom Scan (5x5x7)/Cube 1: Measurement grid: dx=7.5mm, dy=7.5mm, dz=5mm
Reference Value = 3.23 V/m; Power Drift = 0.1 dB
Peak SAR (extrapolated) = 0.054 W/kg
SAR(1 g) = 0.0331 mW/g; SAR(10 g) = 0.018 mW/g
Maximum value of SAR (measured) = 0.038 mW/g

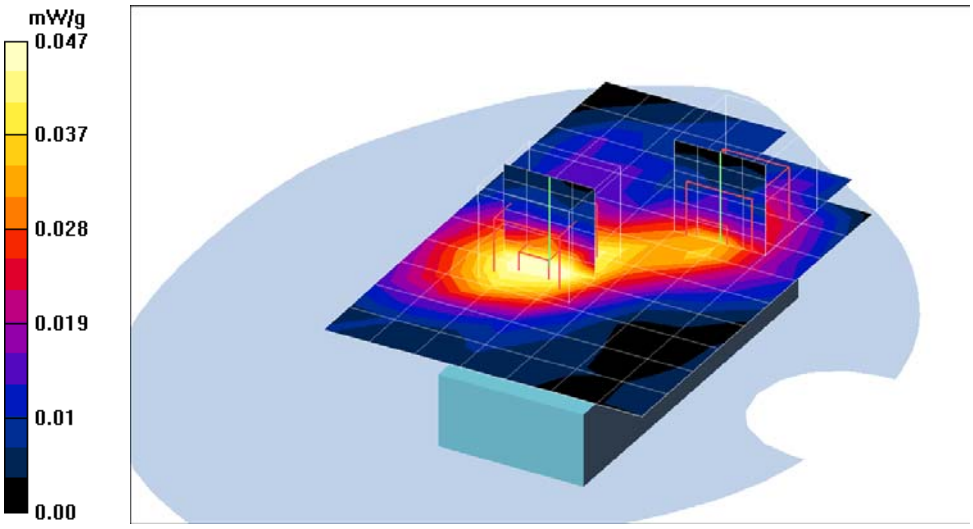

Date/Time: 5/26/2005 5:35:39 PM

Test Laboratory: Compliance Certification Services Inc.

GPRS 1900-Body 960 Open mode

DUT: 960; Type: Tri-Band Mobile Phone; Serial: N/A

Communication System: GPRS 1900; Frequency: 1880 MHz;Duty Cycle: 1:4
Medium parameters used: f = 1880 MHz; σ = 1.49 mho/m; ε_r = 51.7; ρ = 1000 kg/m^3
Air Temperature:25.0 deg C;Liquid Temperature:23.9 deg C
Area scan setting: Find secondary maxima within 2 dB, and with a peak SAR value greater than 0.0012 mW/g
Zoom scan setting: Maximum number of cubes to measure is 2
Phantom section: Flat Section

DASY4 Configuration:

- Probe: EX3DV4 - SN3554; ConvF(6.24, 6.24, 6.24); Calibrated: 11/19/2004
- Sensor-Surface: 4mm (Mechanical Surface Detection)
- Electronics: DAE3 Sn558; Calibrated: 8/24/2004
- Phantom: SAM 12; Type: SAM V4.0; Serial: TP-1150
- Measurement SW: DASY4, V4.5 Build 19; Postprocessing SW: SEMCAD, V1.8 Build 146

Front Body Middle CH661/Area Scan (8x12x1): Measurement grid: dx=15mm, dy=15mm
Maximum value of SAR (measured) = 0.053 mW/g

Front Body Middle CH661/Zoom Scan (5x5x7)/Cube 0: Measurement grid: dx=7.5mm, dy=7.5mm, dz=5mm
Reference Value = 3.39 V/m; Power Drift = -0.2 dB
Peak SAR (extrapolated) = 0.080 W/kg
SAR(1 g) = 0.0514 mW/g; SAR(10 g) = 0.033 mW/g
Maximum value of SAR (measured) = 0.055 mW/g

Front Body Middle CH661/Zoom Scan (5x5x7)/Cube 1: Measurement grid: dx=7.5mm, dy=7.5mm, dz=5mm
Reference Value = 3.39 V/m; Power Drift = -0.2 dB
Peak SAR (extrapolated) = 0.065 W/kg
SAR(1 g) = 0.0351 mW/g; SAR(10 g) = 0.020 mW/g
Maximum value of SAR (measured) = 0.038 mW/g

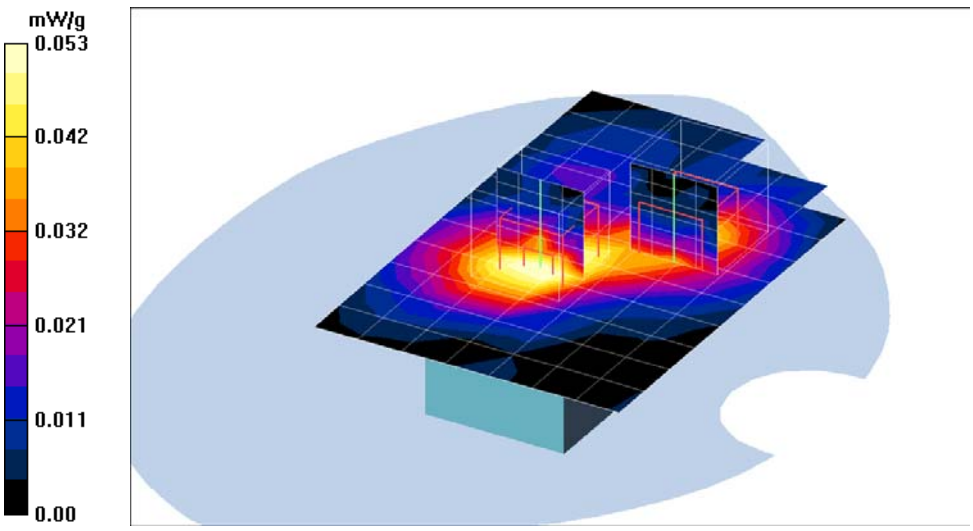

Date/Time: 5/26/2005 6:04:10 PM

Test Laboratory: Compliance Certification Services Inc.

GPRS 1900-Body 960 Open mode

DUT: 960; Type: Tri-Band Mobile Phone; Serial: N/A

Communication System: GPRS 1900; Frequency: 1909.8 MHz;Duty Cycle: 1:4
Medium parameters used: f = 1909.8 MHz; σ = 1.49 mho/m; ε_r = 51.7; ρ = 1000 kg/m^3
Air Temperature:25.0 deg C;Liquid Temperature:23.9 deg C
Area scan setting: Find secondary maxima within 2 dB, and with a peak SAR value greater than 0.0012 mW/g
Zoom scan setting: Maximum number of cubes to measure is 2
Phantom section: Flat Section

DASY4 Configuration:

- Probe: EX3DV4 - SN3554; ConvF(6.24, 6.24, 6.24); Calibrated: 11/19/2004
- Sensor-Surface: 4mm (Mechanical Surface Detection)
- Electronics: DAE3 Sn558; Calibrated: 8/24/2004
- Phantom: SAM 12; Type: SAM V4.0; Serial: TP-1150
- Measurement SW: DASY4, V4.5 Build 19; Postprocessing SW: SEMCAD, V1.8 Build 146

Front Body High CH810/Area Scan (8x12x1): Measurement grid: dx=15mm, dy=15mm
Maximum value of SAR (measured) = 0.059 mW/g

Front Body High CH810/Zoom Scan (5x5x7)/Cube 0: Measurement grid: dx=7.5mm, dy=7.5mm, dz=5mm
Reference Value = 2.90 V/m; Power Drift = 0.2 dB
Peak SAR (extrapolated) = 0.078 W/kg
SAR(1 g) = 0.0558 mW/g; SAR(10 g) = 0.035 mW/g
Maximum value of SAR (measured) = 0.062 mW/g

Front Body High CH810/Zoom Scan (5x5x7)/Cube 1: Measurement grid: dx=7.5mm, dy=7.5mm, dz=5mm
Reference Value = 2.90 V/m; Power Drift = 0.2 dB
Peak SAR (extrapolated) = 0.056 W/kg
SAR(1 g) = 0.0411 mW/g; SAR(10 g) = 0.023 mW/g
Maximum value of SAR (measured) = 0.046 mW/g

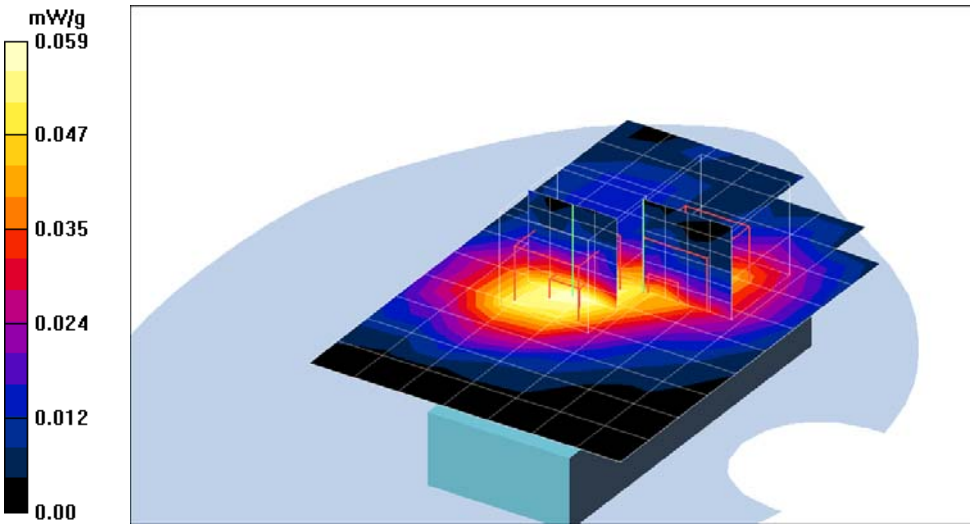

Date/Time: 5/26/2005 2:40:57 PM

Test Laboratory: Compliance Certification Services Inc.

GSM 1900-Body 960 Open mode

DUT: 960; Type: Tri-Band Mobile Phone; Serial: N/A

Communication System: PCS 1900; Frequency: 1850.2 MHz;Duty Cycle: 1:8
Medium parameters used: f = 1850.2 MHz; σ = 1.49 mho/m; ε_r = 51.7; ρ = 1000 kg/m^3
Air Temperature:25.0 deg C;Liquid Temperature:23.9 deg C
Area scan setting: Find secondary maxima within 2 dB, and with a peak SAR value greater than 0.0012 mW/g
Zoom scan setting: Maximum number of cubes to measure is 2
Phantom section: Flat Section

DASY4 Configuration:

- Probe: EX3DV4 - SN3554; ConvF(6.24, 6.24, 6.24); Calibrated: 11/19/2004
- Sensor-Surface: 4mm (Mechanical Surface Detection)
- Electronics: DAE3 Sn558; Calibrated: 8/24/2004
- Phantom: SAM 12; Type: SAM V4.0; Serial: TP-1150
- Measurement SW: DASY4, V4.5 Build 19; Postprocessing SW: SEMCAD, V1.8 Build 146

Back Body Low CH512/Area Scan (8x12x1): Measurement grid: dx=15mm, dy=15mm
Maximum value of SAR (measured) = 0.105 mW/g

Back Body Low CH512/Zoom Scan (5x5x7)/Cube 0: Measurement grid: dx=7.5mm, dy=7.5mm, dz=5mm
Reference Value = 5.75 V/m; Power Drift = 0.2 dB
Peak SAR (extrapolated) = 0.137 W/kg
SAR(1 g) = 0.0983 mW/g; SAR(10 g) = 0.062 mW/g
Maximum value of SAR (measured) = 0.108 mW/g

Back Body Low CH512/Zoom Scan (5x5x7)/Cube 1: Measurement grid: dx=7.5mm, dy=7.5mm, dz=5mm
Reference Value = 5.75 V/m; Power Drift = 0.2 dB
Peak SAR (extrapolated) = 0.112 W/kg
SAR(1 g) = 0.0771 mW/g; SAR(10 g) = 0.050 mW/g
Maximum value of SAR (measured) = 0.083 mW/g

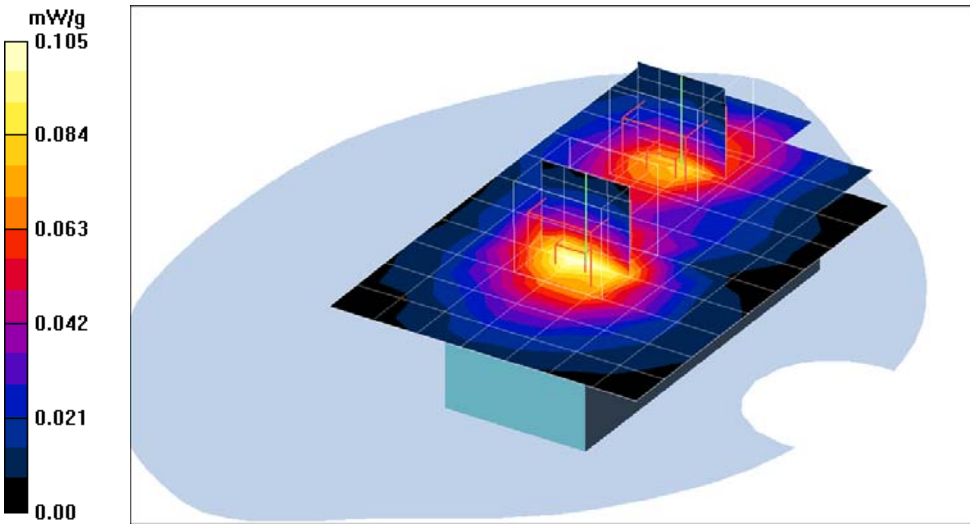

Date/Time: 5/26/2005 3:08:29 PM

Test Laboratory: Compliance Certification Services Inc.

GSM 1900-Body 960 Open mode

DUT: 960; Type: Tri-Band Mobile Phone; Serial: N/A

Communication System: PCS 1900; Frequency: 1880 MHz;Duty Cycle: 1:8
Medium parameters used: f = 1880 MHz; σ = 1.49 mho/m; ε_r = 51.7; ρ = 1000 kg/m^3
Air Temperature:25.0 deg C;Liquid Temperature:23.9 deg C
Area scan setting: Find secondary maxima within 2 dB, and with a peak SAR value greater than 0.0012 mW/g
Zoom scan setting: Maximum number of cubes to measure is 2
Phantom section: Flat Section

DASY4 Configuration:

- Probe: EX3DV4 - SN3554; ConvF(6.24, 6.24, 6.24); Calibrated: 11/19/2004
- Sensor-Surface: 4mm (Mechanical Surface Detection)
- Electronics: DAE3 Sn558; Calibrated: 8/24/2004
- Phantom: SAM 12; Type: SAM V4.0; Serial: TP-1150
- Measurement SW: DASY4, V4.5 Build 19; Postprocessing SW: SEMCAD, V1.8 Build 146

Back Body Middle CH661/Area Scan (8x12x1): Measurement grid: dx=15mm, dy=15mm
Maximum value of SAR (measured) = 0.113 mW/g

Back Body Middle CH661/Zoom Scan (5x5x7)/Cube 0: Measurement grid: dx=7.5mm, dy=7.5mm, dz=5mm
Reference Value = 5.78 V/m; Power Drift = -0.1 dB
Peak SAR (extrapolated) = 0.162 W/kg
SAR(1 g) = 0.107 mW/g; SAR(10 g) = 0.065 mW/g
Maximum value of SAR (measured) = 0.116 mW/g

Back Body Middle CH661/Zoom Scan (5x5x7)/Cube 1: Measurement grid: dx=7.5mm, dy=7.5mm, dz=5mm
Reference Value = 5.78 V/m; Power Drift = -0.1 dB
Peak SAR (extrapolated) = 0.125 W/kg
SAR(1 g) = 0.0831 mW/g; SAR(10 g) = 0.053 mW/g
Maximum value of SAR (measured) = 0.088 mW/g

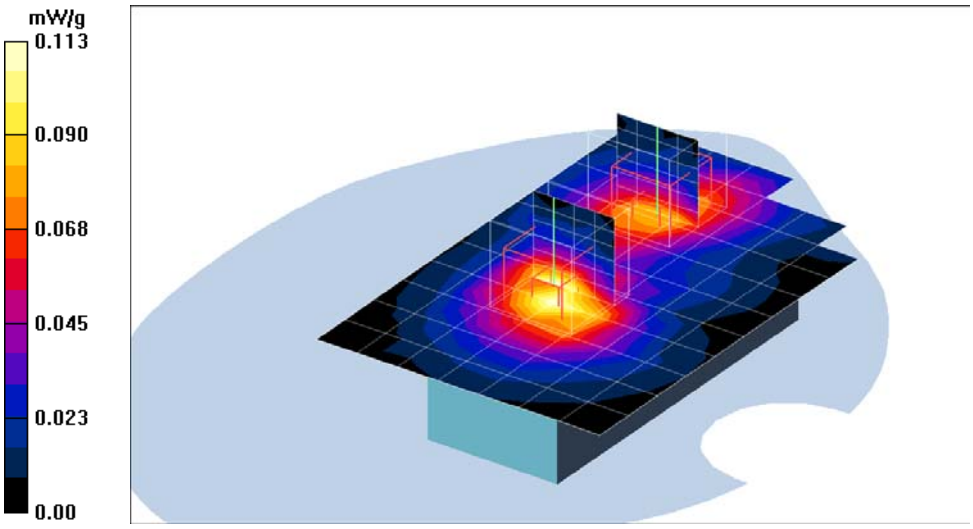

Date/Time: 5/26/2005 3:31:33 PM

Test Laboratory: Compliance Certification Services Inc.

GSM 1900-Body 960 Open mode

DUT: 960; Type: Tri-Band Mobile Phone; Serial: N/A

Communication System: PCS 1900; Frequency: 1909.8 MHz;Duty Cycle: 1:8
Medium parameters used: f = 1909.8 MHz; σ = 1.49 mho/m; ε_r = 51.7; ρ = 1000 kg/m^3
Air Temperature:25.0 deg C;Liquid Temperature:23.9 deg C
Area scan setting: Find secondary maxima within 2 dB, and with a peak SAR value greater than 0.0012 mW/g
Zoom scan setting: Maximum number of cubes to measure is 2
Phantom section: Flat Section

DASY4 Configuration:

- Probe: EX3DV4 - SN3554; ConvF(6.24, 6.24, 6.24); Calibrated: 11/19/2004
- Sensor-Surface: 4mm (Mechanical Surface Detection)
- Electronics: DAE3 Sn558; Calibrated: 8/24/2004
- Phantom: SAM 12; Type: SAM V4.0; Serial: TP-1150
- Measurement SW: DASY4, V4.5 Build 19; Postprocessing SW: SEMCAD, V1.8 Build 146

Back Body High CH810/Area Scan (8x12x1): Measurement grid: dx=15mm, dy=15mm
Maximum value of SAR (measured) = 0.141 mW/g

Back Body High CH810/Zoom Scan (5x5x7)/Cube 0: Measurement grid: dx=7.5mm, dy=7.5mm, dz=5mm
Reference Value = 5.92 V/m; Power Drift = 0.2 dB
Peak SAR (extrapolated) = 0.198 W/kg
SAR(1 g) = 0.132 mW/g; SAR(10 g) = 0.078 mW/g
Maximum value of SAR (measured) = 0.145 mW/g

Back Body High CH810/Zoom Scan (5x5x7)/Cube 1: Measurement grid: dx=7.5mm, dy=7.5mm, dz=5mm
Reference Value = 5.92 V/m; Power Drift = 0.2 dB
Peak SAR (extrapolated) = 0.312 W/kg
SAR(1 g) = 0.113 mW/g; SAR(10 g) = 0.044 mW/g
Maximum value of SAR (measured) = 0.096 mW/g

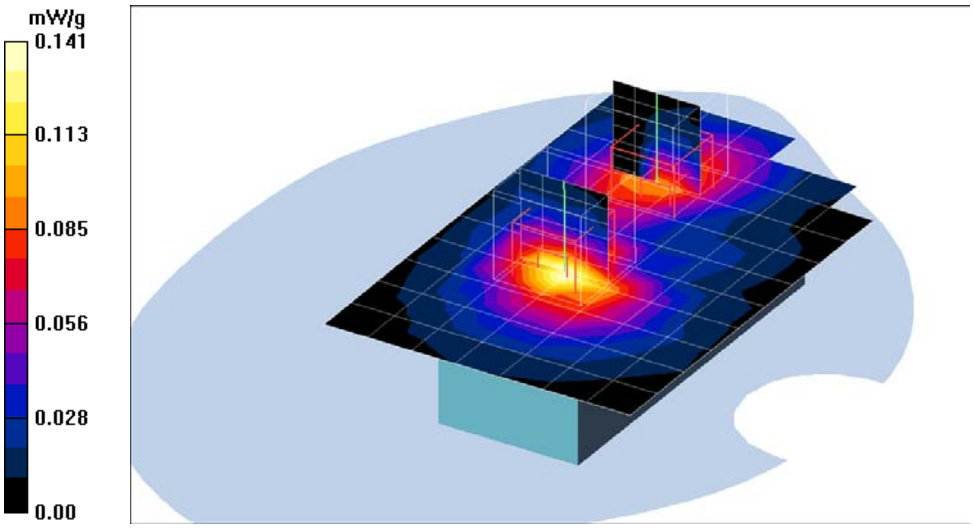

Date/Time: 5/26/2005 4:01:05 PM

Test Laboratory: Compliance Certification Services Inc.

GPRS 1900-Body 960 Open mode

DUT: 960; Type: Tri-Band Mobile Phone; Serial: N/A

Communication System: GPRS 1900; Frequency: 1850.2 MHz;Duty Cycle: 1:4
Medium parameters used: f = 1850.2 MHz; σ = 1.49 mho/m; ε_r = 51.7; ρ = 1000 kg/m^3
Air Temperature:25.0 deg C;Liquid Temperature:23.9 deg C
Area scan setting: Find secondary maxima within 2 dB, and with a peak SAR value greater than 0.0012 mW/g
Zoom scan setting: Maximum number of cubes to measure is 2
Phantom section: Flat Section

DASY4 Configuration:

- Probe: EX3DV4 - SN3554; ConvF(6.24, 6.24, 6.24); Calibrated: 11/19/2004
- Sensor-Surface: 4mm (Mechanical Surface Detection)
- Electronics: DAE3 Sn558; Calibrated: 8/24/2004
- Phantom: SAM 12; Type: SAM V4.0; Serial: TP-1150
- Measurement SW: DASY4, V4.5 Build 19; Postprocessing SW: SEMCAD, V1.8 Build 146

Back Body Low CH512/Area Scan (8x12x1): Measurement grid: dx=15mm, dy=15mm
Maximum value of SAR (measured) = 0.196 mW/g

Back Body Low CH512/Zoom Scan (5x5x7)/Cube 0: Measurement grid: dx=7.5mm, dy=7.5mm, dz=5mm
Reference Value = 8.24 V/m; Power Drift = 0.068 dB
Peak SAR (extrapolated) = 0.266 W/kg
SAR(1 g) = 0.182 mW/g; SAR(10 g) = 0.116 mW/g
Maximum value of SAR (measured) = 0.195 mW/g

Back Body Low CH512/Zoom Scan (5x5x7)/Cube 1: Measurement grid: dx=7.5mm, dy=7.5mm, dz=5mm
Reference Value = 8.24 V/m; Power Drift = 0.068 dB
Peak SAR (extrapolated) = 0.173 W/kg
SAR(1 g) = 0.122 mW/g; SAR(10 g) = 0.079 mW/g
Maximum value of SAR (measured) = 0.131 mW/g

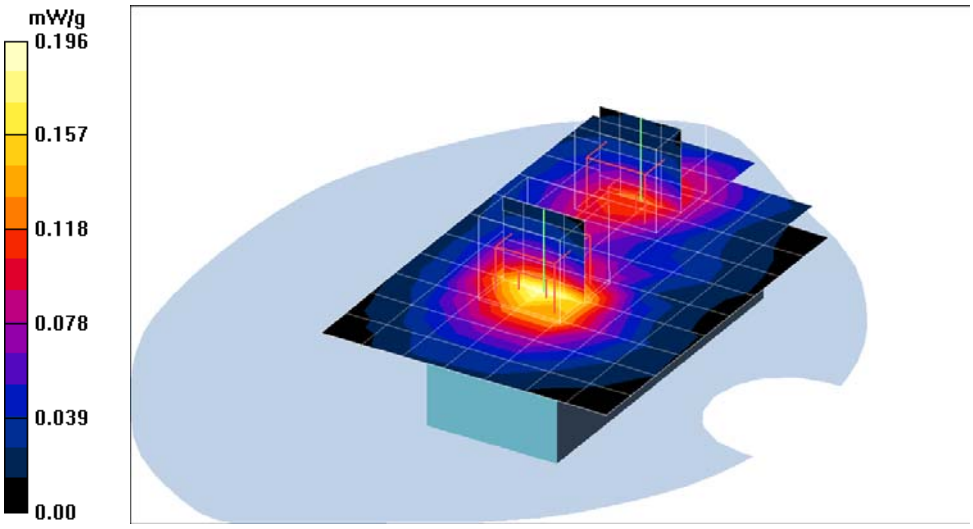

Date/Time: 05/26/05 13:02:01

Test Laboratory: Compliance Certification Services Inc.

GPRS 1900-Body 960 Open mode

DUT: 960; Type: Tri-Band Mobile Phone; Serial: N/A

Communication System: GPRS 1900; Frequency: 1880 MHz;Duty Cycle: 1:4
Medium parameters used: f = 1880 MHz; σ = 1.49 mho/m; ε_r = 51.7; ρ = 1000 kg/m^3
Air Temperature:25.0 deg C;Liquid Temperature:23.9 deg C
Area scan setting: Find secondary maxima within 2 dB, and with a peak SAR value greater than 0.0012 mW/g
Zoom scan setting: Maximum number of cubes to measure is 2
Phantom section: Flat Section

DASY4 Configuration:

- Probe: EX3DV4 - SN3554; ConvF(6.24, 6.24, 6.24); Calibrated: 11/19/2004
- Sensor-Surface: 4mm (Mechanical Surface Detection)
- Electronics: DAE3 Sn558; Calibrated: 8/24/2004
- Phantom: SAM 12; Type: SAM V4.0; Serial: TP-1150
- Measurement SW: DASY4, V4.5 Build 19; Postprocessing SW: SEMCAD, V1.8 Build 146

Back Body Middle CH661/Area Scan (8x12x1): Measurement grid: dx=15mm, dy=15mm
Maximum value of SAR (measured) = 0.212 mW/g

Back Body Low CH661/Zoom Scan (5x5x7)/Cube 0: Measurement grid: dx=7.5mm, dy=7.5mm, dz=5mm
Reference Value = 8.3 V/m; Power Drift = 0.1 dB
Peak SAR (extrapolated) = 0.296 W/kg
SAR(1 g) = 0.197 mW/g; SAR(10 g) = 0.122 mW/g
Maximum value of SAR (measured) = 0.211 mW/g

Back Body Low CH661/Zoom Scan (5x5x7)/Cube 1: Measurement grid: dx=7.5mm, dy=7.5mm, dz=5mm
Reference Value = 8.3 V/m; Power Drift = 0.1 dB
Peak SAR (extrapolated) = 0.213 W/kg
SAR(1 g) = 0.141 mW/g; SAR(10 g) = 0.112 mW/g
Maximum value of SAR (measured) = 0.181 mW/g

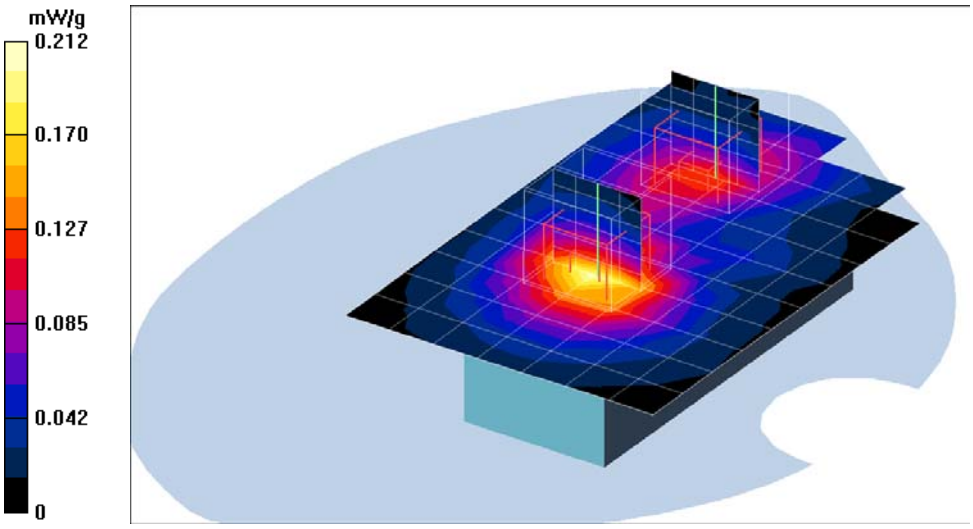

Date/Time: 05/26/05 13:02:01

Test Laboratory: Compliance Certification Services Inc.

GPRS 1900-Body 960 Open mode

DUT: 960; Type: Tri-Band Mobile Phone; Serial: N/A

Communication System: GPRS 1900; Frequency: 1909.8 MHz;Duty Cycle: 1:4
Medium parameters used: f = 1909.8 MHz; σ = 1.49 mho/m; ε_r = 51.7; ρ = 1000 kg/m^3
Air Temperature:25.0 deg C;Liquid Temperature:23.9 deg C
Area scan setting: Find secondary maxima within 2 dB, and with a peak SAR value greater than 0.0012 mW/g
Zoom scan setting: Maximum number of cubes to measure is 2
Phantom section: Flat Section

DASY4 Configuration:

- Probe: EX3DV4 - SN3554; ConvF(6.24, 6.24, 6.24); Calibrated: 11/19/2004
- Sensor-Surface: 4mm (Mechanical Surface Detection)Sensor-Surface: 0mm (Fix Surface)
- Electronics: DAE3 Sn558; Calibrated: 8/24/2004
- Phantom: SAM 12; Type: SAM V4.0; Serial: TP-1150
- Measurement SW: DASY4, V4.5 Build 19; Postprocessing SW: SEMCAD, V1.8 Build 146

Back Body High CH810/Area Scan (8x12x1): Measurement grid: dx=15mm, dy=15mm
Maximum value of SAR (measured) = 0.271 mW/g

Back Body High CH810/Z Scan (1x1x21): Measurement grid: dx=20mm, dy=20mm, dz=5mm
Maximum value of SAR (measured) = 0.352 mW/g

Back Body Low CH810/Zoom Scan (5x5x7)/Cube 0: Measurement grid: dx=7.5mm, dy=7.5mm, dz=5mm
Reference Value = 8.8 V/m; Power Drift = 0.1 dB
Peak SAR (extrapolated) = 0.401 W/kg
SAR(1 g) = 0.256 mW/g; SAR(10 g) = 0.154 mW/g
Maximum value of SAR (measured) = 0.280 mW/g

Back Body Low CH810/Zoom Scan (5x5x7)/Cube 1: Measurement grid: dx=7.5mm, dy=7.5mm, dz=5mm
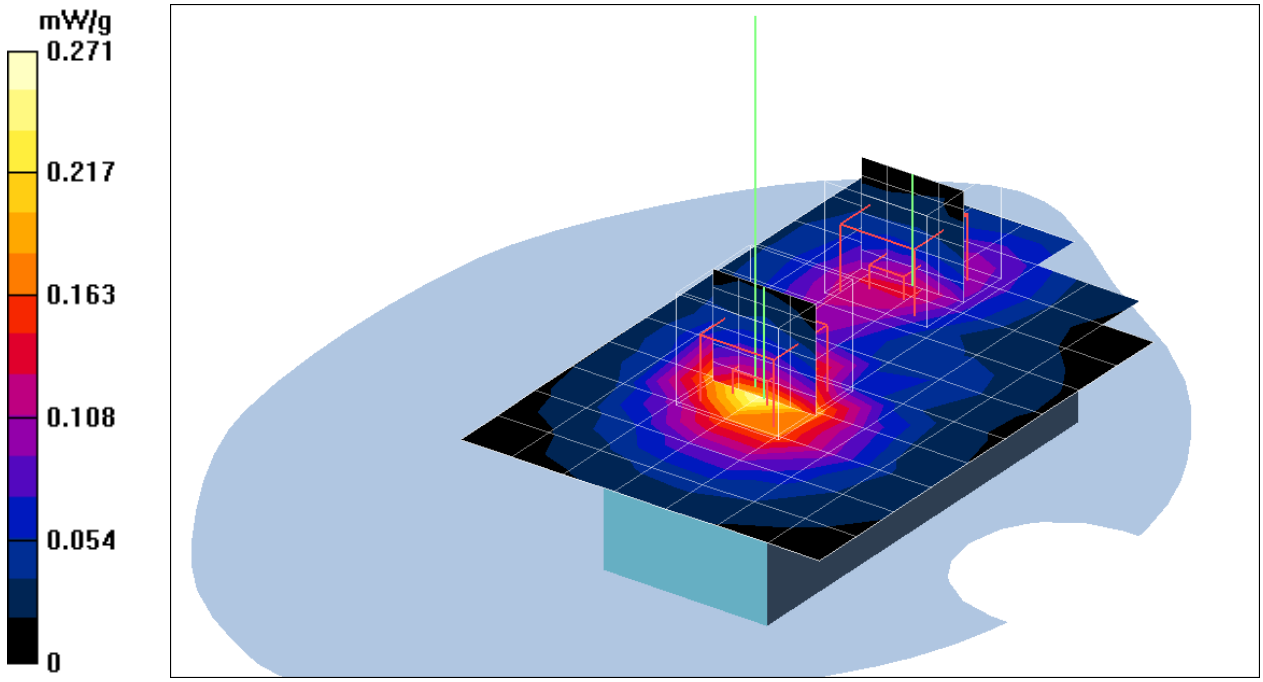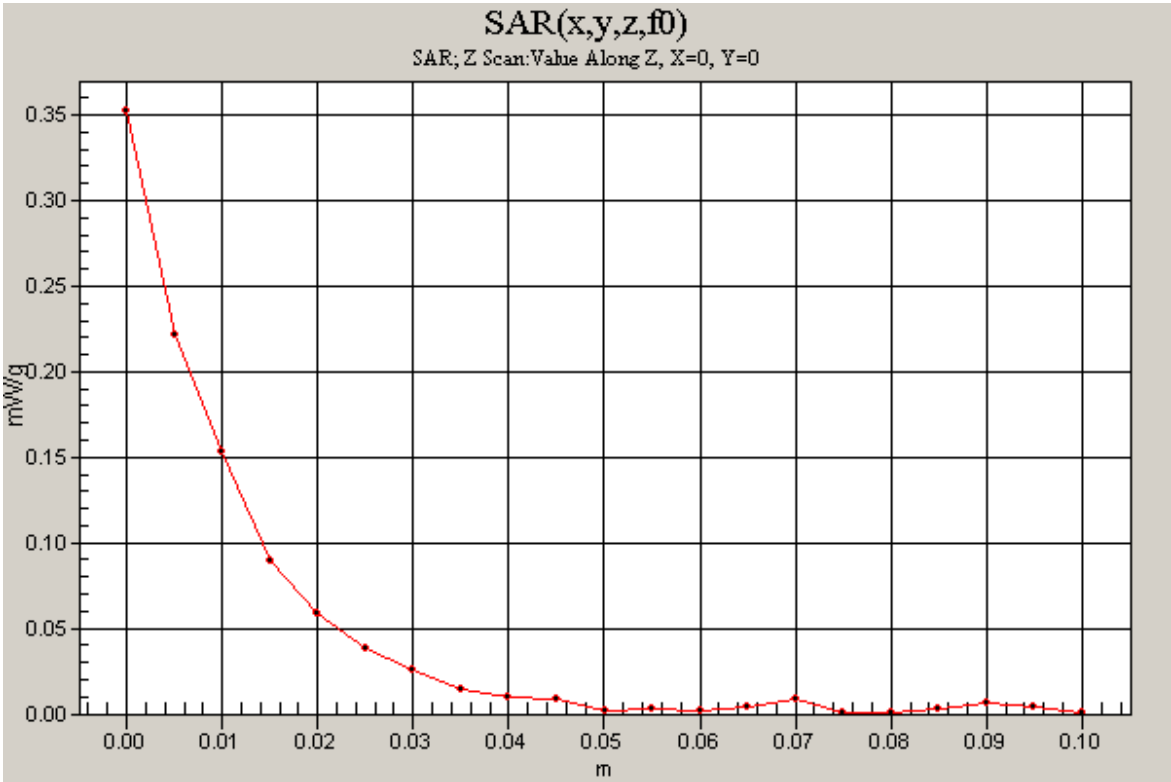
Reference Value = 8.8 V/m; Power Drift = 0.1 dB
Peak SAR (extrapolated) = 0.287 W/kg
SAR(1 g) = 0.125 mW/g; SAR(10 g) = 0.081 mW/g
Maximum value of SAR (measured) = 0.134 mW/g