Test Laboratory: Sporton International Inc. SAR/HAC Testing Lab Date: 2024/7/13

#01_LTE Band 2_20M_QPSK_1_0_Front_10mm_Ch18900

Communication System: UID 10169 - CAF, LTE-FDD; Frequency: 1880 MHz
Medium: HSL_1900_240713 Medium parameters used: f = 1880 MHz; σ = 1.429 S/m; ε_r = 39.762; ρ = 1000 kg/m^3
Ambient Temperature：23.6 ℃; Liquid Temperature：22.6 ℃

DASY5 Configuration:
- Probe: EX3DV4 - SN3976; ConvF(8.42, 8.42, 8.42) @ 1880 MHz; Calibrated: 2024/1/22
- Sensor-Surface: 1.4mm (Mechanical Surface Detection)
- Electronics: DAE4 Sn1424; Calibrated: 2023/12/7
- Phantom: ELI V4.0; Type: QD OVA 001 Bx; Serial: 1164
- Measurement SW: DASY52, Version 52.10 (4);SEMCAD X Version 14.6.14 (7501)

Area Scan (81x111x1): Interpolated grid: dx=1.500 mm, dy=1.500 mm
Maximum value of SAR (interpolated) = 1.09 W/kg

Zoom Scan (5x5x7)/Cube 0: Measurement grid: dx=8mm, dy=8mm, dz=5mm
Reference Value = 26.93 V/m; Power Drift = -0.10 dB
Peak SAR (extrapolated) = 1.18 W/kg
SAR(1 g) = 0.657 W/kg; SAR(10 g) = 0.384 W/kg
Smallest distance from peaks to all points 3 dB below = 20 mm
Ratio of SAR at M2 to SAR at M1 = 58.9%
Maximum value of SAR (measured) = 0.967 W/kg

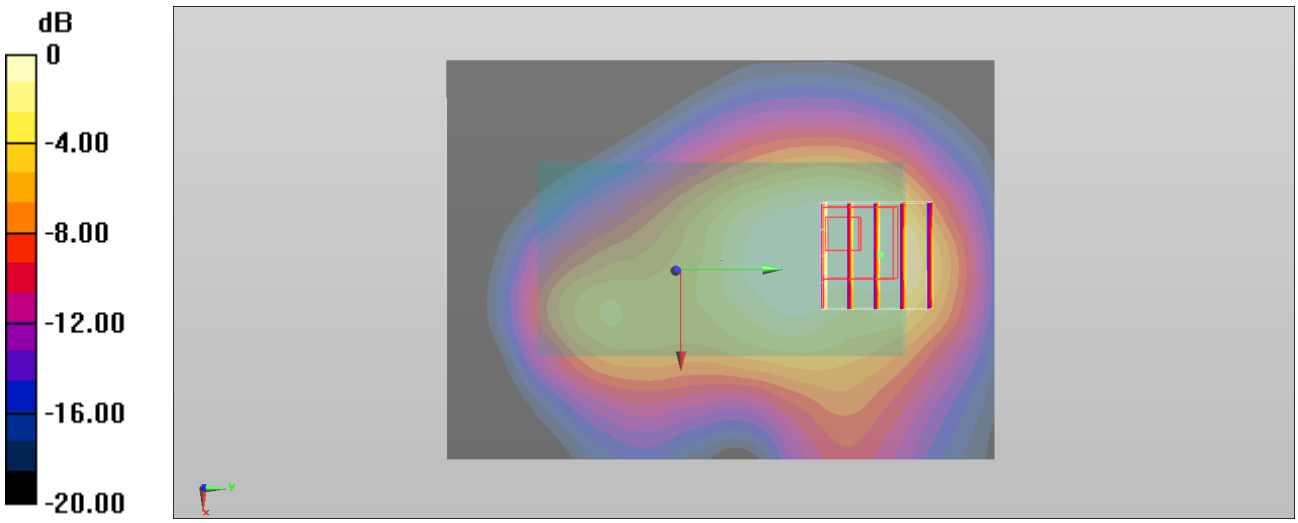

0 dB = 0.967 W/kg = -0.15 dBW/kg

Test Laboratory: Sporton International Inc. SAR/HAC Testing Lab Date: 2024/7/15

#02_LTE Band 5_10M_QPSK_1_0_Front_10mm_Ch20525

Communication System: UID 10175 - CAH, LTE-FDD ; Frequency: 836.5 MHz
Medium: HSL_835_240715 Medium parameters used : f = 836.5 MHz; σ = 0.928 S/m; ε_r = 41.243; ρ = 1000 kg/m^3
Ambient Temperature：23.6 ℃; Liquid Temperature：22.6 ℃

DASY5 Configuration:
- Probe: EX3DV4 - SN3976; ConvF(10.32, 10.32, 10.32) @ 836.5 MHz; Calibrated: 2024/1/22
- Sensor-Surface: 1.4mm (Mechanical Surface Detection)
- Electronics: DAE4 Sn1424; Calibrated: 2023/12/7
- Phantom: ELI V4.0; Type: QD OVA 001 Bx; Serial: 1164
- Measurement SW: DASY52, Version 52.10 (4);SEMCAD X Version 14.6.14 (7501)

Area Scan (81x111x1): Interpolated grid: dx=1.500 mm, dy=1.500 mm
Maximum value of SAR (interpolated) = 0.635 W/kg

Zoom Scan (5x5x7)/Cube 0: Measurement grid: dx=8mm, dy=8mm, dz=5mm
Reference Value = 26.64 V/m; Power Drift = -0.15 dB
Peak SAR (extrapolated) = 0.686 W/kg
SAR(1 g) = 0.509 W/kg; SAR(10 g) = 0.370 W/kg
Smallest distance from peaks to all points 3 dB below: Larger than measurement grid (> 16 mm)
Ratio of SAR at M2 to SAR at M1 = 74.3%
Maximum value of SAR (measured) = 0.627 W/kg

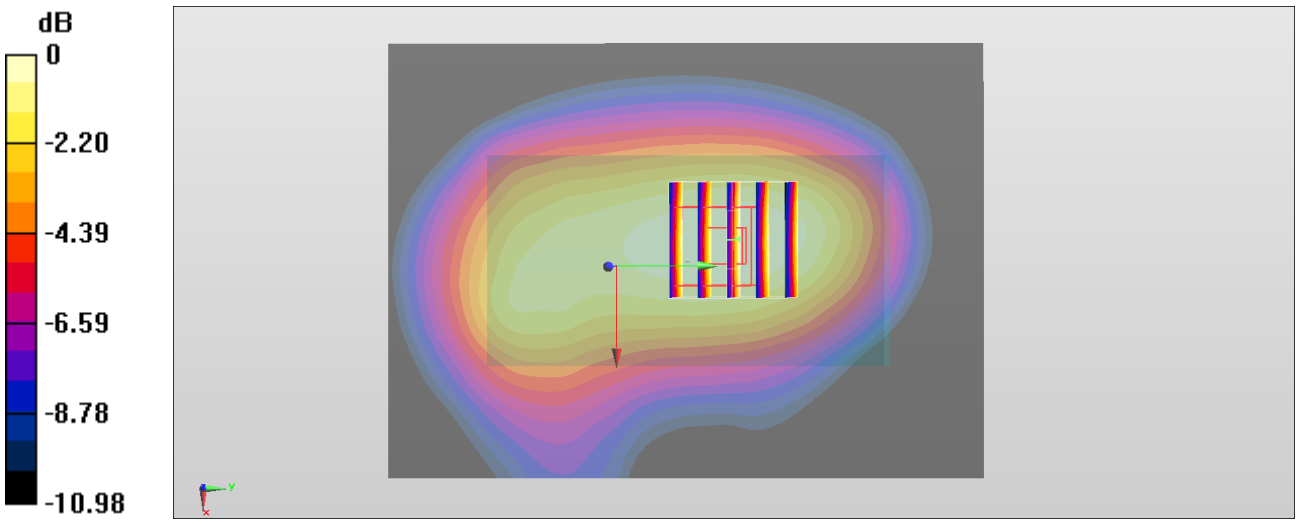

0 dB = 0.627 W/kg = -2.03 dBW/kg

Test Laboratory: Sporton International Inc. SAR/HAC Testing Lab Date: 2024/6/22

#03_LTE Band 13_10M_QPSK_1_0_Back_10mm_Ch23230

Communication System: UID 10175 - CAH, LTE-FDD; Frequency: 782 MHz
Medium: HSL_750_240622 Medium parameters used: f = 782 MHz; σ = 0.9 S/m; ε_r = 42.018; ρ = 1000 kg/m^3
Ambient Temperature：23.5 ℃; Liquid Temperature：22.5 ℃

DASY5 Configuration:
- Probe: EX3DV4 - SN7791; ConvF(9.09, 9.62, 8.59) @ 782 MHz; Calibrated: 2024/2/21
- Sensor-Surface: 1.4mm (Mechanical Surface Detection)
- Electronics: DAE4 Sn1805; Calibrated: 2024/5/22
- Phantom: SAM_Right; Type: QD000P40CD; Serial: TP:1681
- Measurement SW: DASY52, Version 52.10 (4);SEMCAD X Version 14.6.14 (7501)

Area Scan (71x101x1): Interpolated grid: dx=1.500 mm, dy=1.500 mm
Maximum value of SAR (interpolated) = 0.449 W/kg

Zoom Scan (5x5x7)/Cube 0: Measurement grid: dx=8mm, dy=8mm, dz=5mm
Reference Value = 23.92 V/m; Power Drift = 0.06 dB
Peak SAR (extrapolated) = 0.521 W/kg
SAR(1 g) = 0.359 W/kg; SAR(10 g) = 0.247 W/kg
Smallest distance from peaks to all points 3 dB below: Larger than measurement grid (> 15 mm)
Ratio of SAR at M2 to SAR at M1 = 67.5%
Maximum value of SAR (measured) = 0.465 W/kg

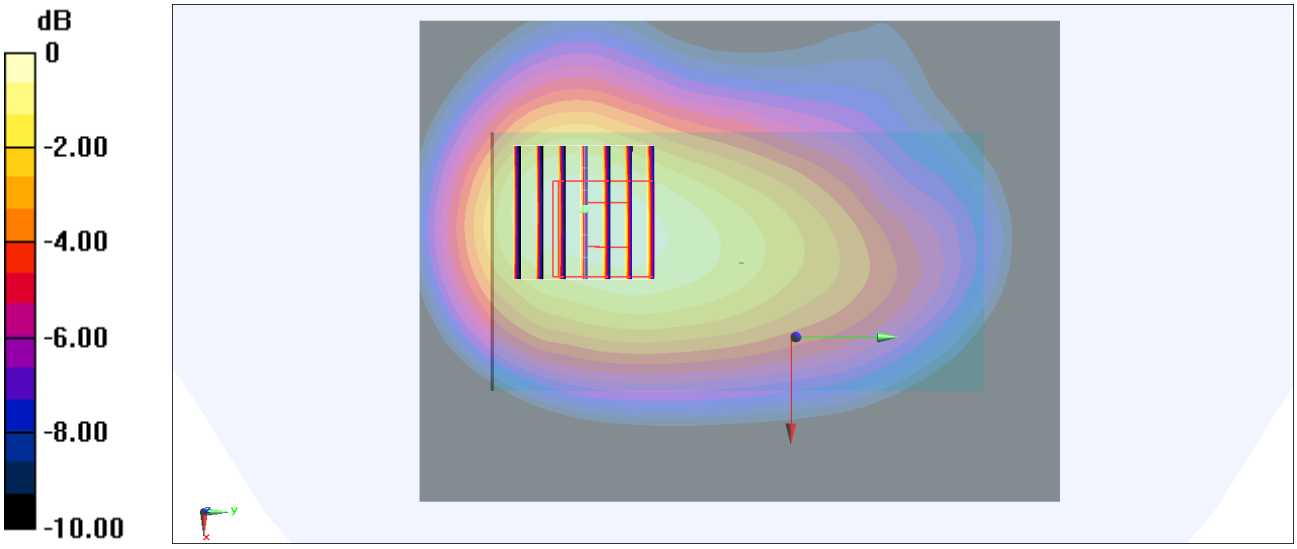

0 dB = 0.465 W/kg = -3.33 dBW/kg

Test Laboratory: Sporton International Inc. SAR/HAC Testing Lab Date: 2024/6/25

#04_LTE Band 48_20M_QPSK_1_0_Front_10mm_Ch55340

Communication System: UID 10435 - AAG, LTE-TDD; Frequency: 3560 MHz
Medium: HSL_3500_240625 Medium parameters used: f = 3560 MHz; σ = 2.972 S/m; ε_r = 37.952; ρ = 1000 kg/m^3
Ambient Temperature：23.7 ℃; Liquid Temperature：22.7 ℃

DASY5 Configuration:
- Probe: EX3DV4 - SN7791; ConvF(6.12, 6.69, 5.85) @ 3560 MHz; Calibrated: 2024/2/21
- Sensor-Surface: 1.4mm (Mechanical Surface Detection)
- Electronics: DAE4 Sn1805; Calibrated: 2024/5/22
- Phantom: SAM_Right; Type: QD000P40CD; Serial: TP:1681
- Measurement SW: DASY52, Version 52.10 (4);SEMCAD X Version 14.6.14 (7501)

Area Scan (81x121x1): Interpolated grid: dx=1.200 mm, dy=1.200 mm
Maximum value of SAR (interpolated) = 0.587 W/kg

Zoom Scan (7x7x8)/Cube 0: Measurement grid: dx=5mm, dy=5mm, dz=1.4mm
Reference Value = 13.11 V/m; Power Drift = 0.19 dB
Peak SAR (extrapolated) = 0.822 W/kg
SAR(1 g) = 0.337 W/kg; SAR(10 g) = 0.153 W/kg
Smallest distance from peaks to all points 3 dB below = 12.4 mm
Ratio of SAR at M2 to SAR at M1 = 75.5%
Maximum value of SAR (measured) = 0.600 W/kg

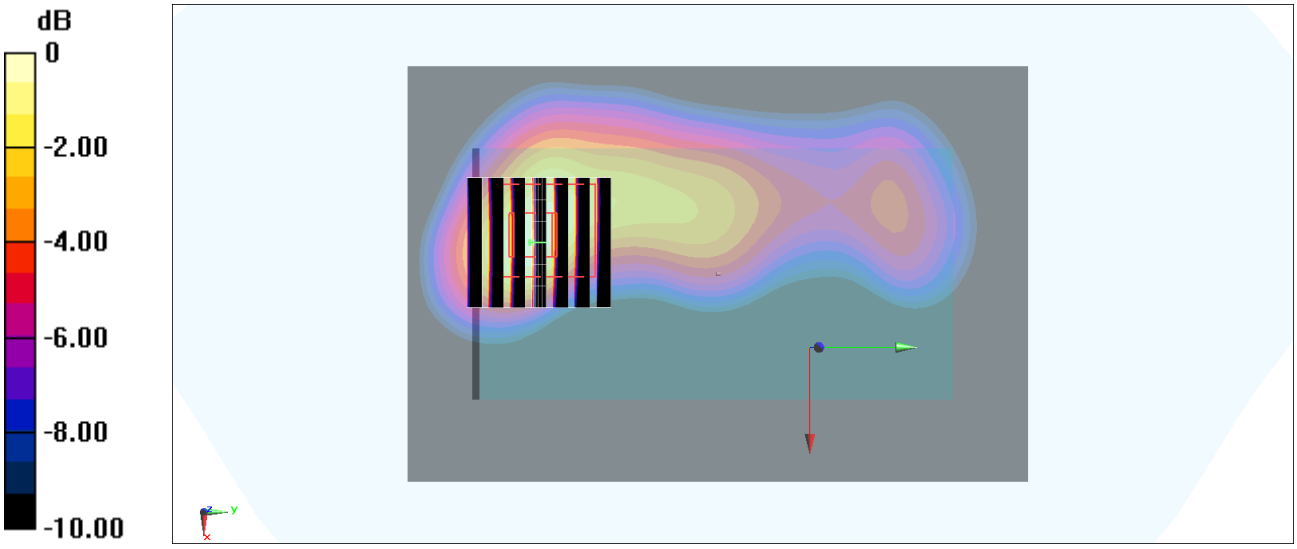

0 dB = 0.587 W/kg = -2.31 dBW/kg

Test Laboratory: Sporton International Inc. SAR/HAC Testing Lab Date: 2024/7/13

#05_LTE Band 66_20M_QPSK_1_0_Front_10mm_Ch132322

Communication System: UID 10169 - CAF, LTE-FDD ; Frequency: 1745 MHz
Medium: HSL_1750_240713 Medium parameters used : f = 1745 MHz; σ = 1.369 S/m; ε_r = 41.244; ρ = 1000 kg/m^3
Ambient Temperature：23.6 ℃; Liquid Temperature：22.6 ℃

DASY5 Configuration:
- Probe: EX3DV4 - SN3976; ConvF(8.9, 8.9, 8.9) @ 1745 MHz; Calibrated: 2024/1/22
- Sensor-Surface: 1.4mm (Mechanical Surface Detection)
- Electronics: DAE4 Sn1424; Calibrated: 2023/12/7
- Phantom: ELI V4.0; Type: QD OVA 001 Bx; Serial: 1164
- Measurement SW: DASY52, Version 52.10 (4);SEMCAD X Version 14.6.14 (7501)

Area Scan (81x111x1): Interpolated grid: dx=1.500 mm, dy=1.500 mm
Maximum value of SAR (interpolated) = 1.04 W/kg

Zoom Scan (5x5x7)/Cube 0: Measurement grid: dx=8mm, dy=8mm, dz=5mm
Reference Value = 26.93 V/m; Power Drift = -0.03 dB
Peak SAR (extrapolated) = 1.17 W/kg
SAR(1 g) = 0.664 W/kg; SAR(10 g) = 0.393 W/kg
Smallest distance from peaks to all points 3 dB below = 15.1 mm
Ratio of SAR at M2 to SAR at M1 = 56.2%
Maximum value of SAR (measured) = 0.978 W/kg

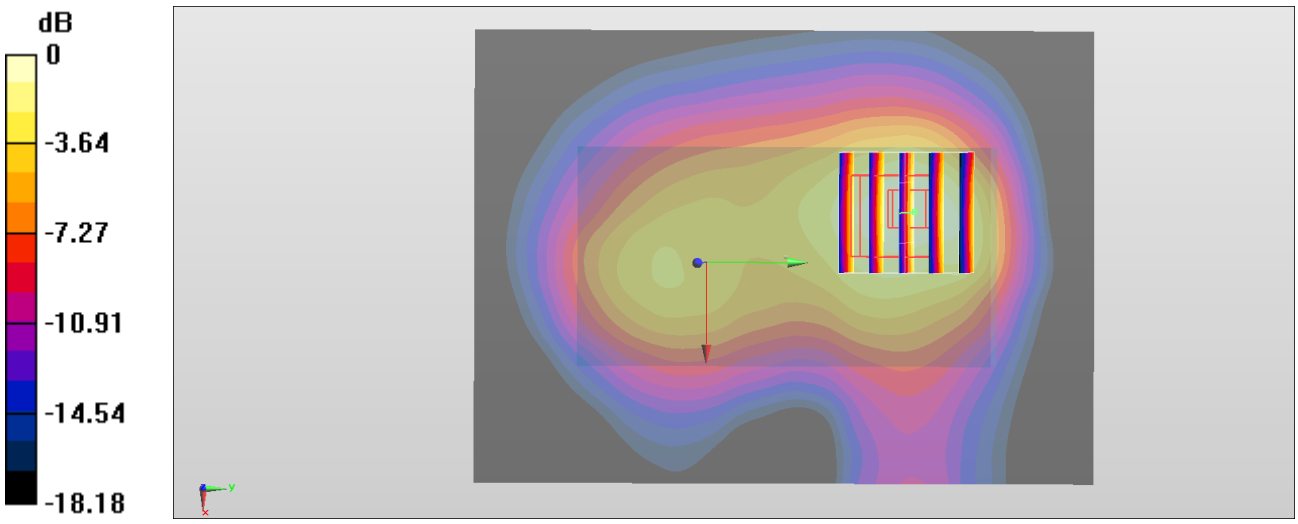

0 dB = 0.978 W/kg = -0.10 dBW/kg

Test Laboratory: Sporton International Inc. SAR/HAC Testing Lab Date: 2024/7/13

#06_FR1 n2_20M_BPSK_1_1_Front_10mm_Ch376000

Communication System: UID 10931 - AAC, 5G NR ; Frequency: 1880 MHz
Medium: HSL_1900_240713 Medium parameters used: f = 1880 MHz; σ = 1.429 S/m; ε_r = 39.762; ρ = 1000 kg/m^3
Ambient Temperature：23.6 ℃; Liquid Temperature：22.6 ℃

DASY5 Configuration:
- Probe: EX3DV4 - SN3976; ConvF(8.42, 8.42, 8.42) @ 1880 MHz; Calibrated: 2024/1/22
- Sensor-Surface: 1.4mm (Mechanical Surface Detection)
- Electronics: DAE4 Sn1424; Calibrated: 2023/12/7
- Phantom: ELI V4.0; Type: QD OVA 001 Bx; Serial: 1164
- Measurement SW: DASY52, Version 52.10 (4);SEMCAD X Version 14.6.14 (7501)

Area Scan (81x111x1): Interpolated grid: dx=1.500 mm, dy=1.500 mm
Maximum value of SAR (interpolated) = 0.916 W/kg

Zoom Scan (5x5x7)/Cube 0: Measurement grid: dx=8mm, dy=8mm, dz=5mm
Reference Value = 26.20 V/m; Power Drift = 0.03 dB
Peak SAR (extrapolated) = 1.29 W/kg
SAR(1 g) = 0.696 W/kg; SAR(10 g) = 0.412 W/kg
Smallest distance from peaks to all points 3 dB below = 14.3 mm
Ratio of SAR at M2 to SAR at M1 = 53.8%
Maximum value of SAR (measured) = 1.06 W/kg

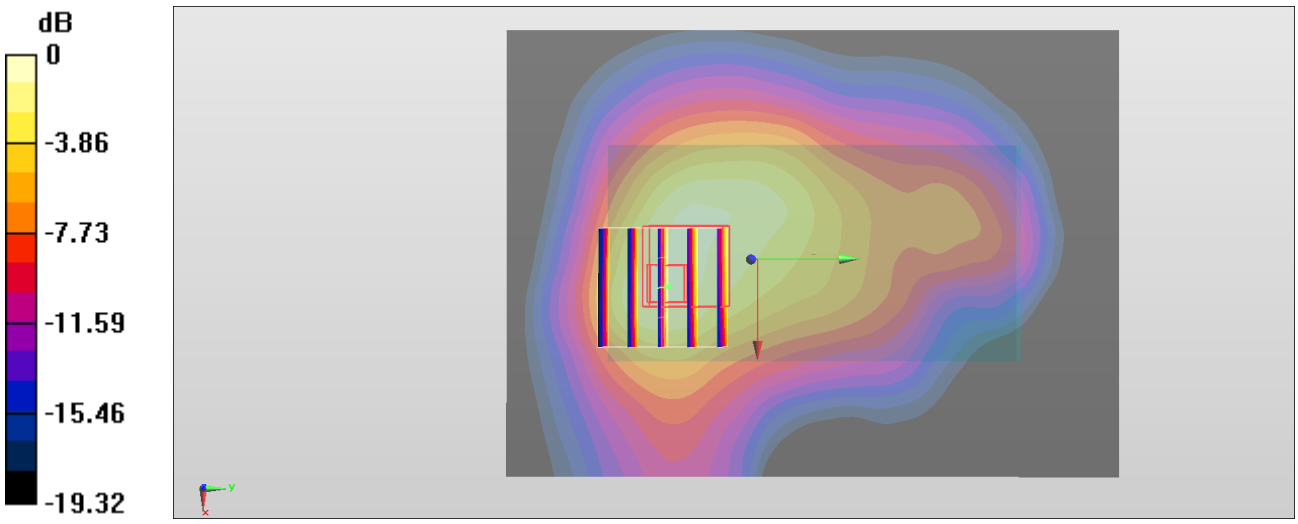

0 dB = 1.06 W/kg = 0.25 dBW/kg

Test Laboratory: Sporton International Inc. SAR/HAC Testing Lab Date: 2024/7/15

#07_FR1 n5_20M_BPSK_1_1_Front_10mm_Ch167300

Communication System: UID 10931 - AAC, 5G NR ; Frequency: 836.5 MHz
Medium: HSL_835_240715 Medium parameters used : f = 836.5 MHz; σ = 0.928 S/m; ε_r = 41.243; ρ = 1000 kg/m^3
Ambient Temperature：23.6 ℃; Liquid Temperature：22.6 ℃

DASY5 Configuration:
- Probe: EX3DV4 - SN3976; ConvF(10.32, 10.32, 10.32) @ 836.5 MHz; Calibrated: 2024/1/22
- Sensor-Surface: 1.4mm (Mechanical Surface Detection)
- Electronics: DAE4 Sn1424; Calibrated: 2023/12/7
- Phantom: ELI V4.0; Type: QD OVA 001 Bx; Serial: 1164
- Measurement SW: DASY52, Version 52.10 (4);SEMCAD X Version 14.6.14 (7501)

Area Scan (81x111x1): Interpolated grid: dx=1.500 mm, dy=1.500 mm
Maximum value of SAR (interpolated) = 0.823 W/kg

Zoom Scan (5x5x7)/Cube 0: Measurement grid: dx=8mm, dy=8mm, dz=5mm
Reference Value = 29.75 V/m; Power Drift = -0.04 dB
Peak SAR (extrapolated) = 0.808 W/kg
SAR(1 g) = 0.592 W/kg; SAR(10 g) = 0.431 W/kg
Smallest distance from peaks to all points 3 dB below: Larger than measurement grid (> 16 mm)
Ratio of SAR at M2 to SAR at M1 = 73.6%
Maximum value of SAR (measured) = 0.737 W/kg

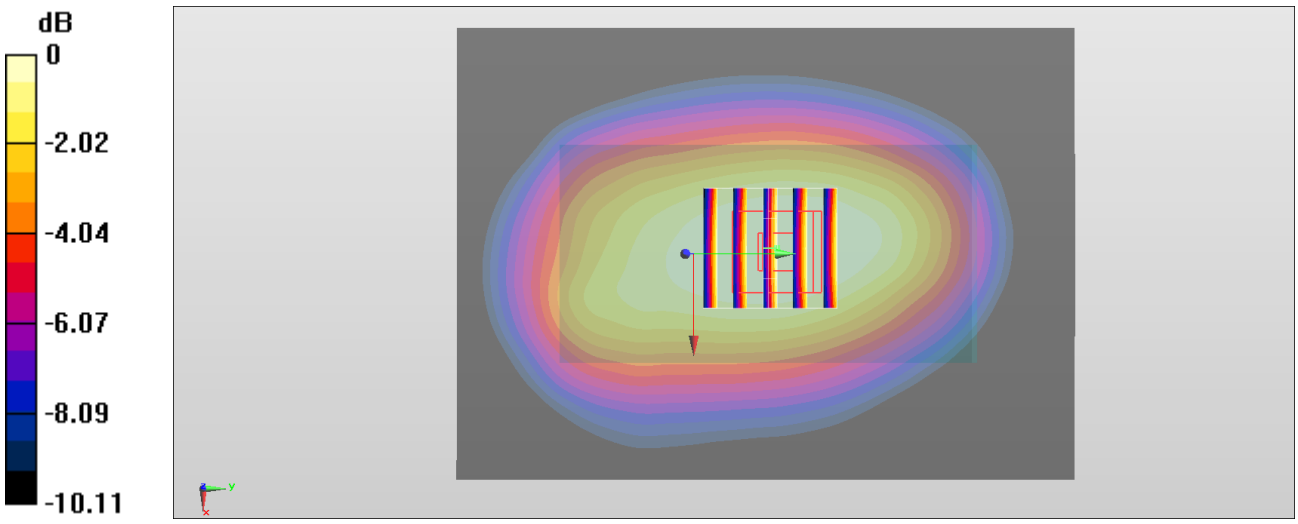

0 dB = 0.737 W/kg = -1.33 dBW/kg

Test Laboratory: Sporton International Inc. SAR/HAC Testing Lab Date: 2024/6/25

#08_FR1 n48_40M_BPSK_1_1_Back_10mm_Ch638000

Communication System: UID 10903 - AAD, 5G NR; Frequency: 3570 MHz
Medium: HSL_3500_240625 Medium parameters used: f = 3570 MHz; σ = 2.982 S/m; ε_r = 37.927; ρ = 1000 kg/m^3
Ambient Temperature：23.7 ℃; Liquid Temperature：22.7 ℃

DASY5 Configuration:
- Probe: EX3DV4 - SN7791; ConvF(6.12, 6.69, 5.85) @ 3570 MHz; Calibrated: 2024/2/21
- Sensor-Surface: 1.4mm (Mechanical Surface Detection)
- Electronics: DAE4 Sn1805; Calibrated: 2024/5/22
- Phantom: SAM_Right; Type: QD000P40CD; Serial: TP:1681
- Measurement SW: DASY52, Version 52.10 (4);SEMCAD X Version 14.6.14 (7501)

Area Scan (81x121x1): Interpolated grid: dx=1.200 mm, dy=1.200 mm
Maximum value of SAR (interpolated) = 0.676 W/kg

Zoom Scan (7x7x8)/Cube 0: Measurement grid: dx=5mm, dy=5mm, dz=1.4mm
Reference Value = 15.01 V/m; Power Drift = -0.07 dB
Peak SAR (extrapolated) = 1.09 W/kg
SAR(1 g) = 0.442 W/kg; SAR(10 g) = 0.206 W/kg
Smallest distance from peaks to all points 3 dB below = 12.7 mm
Ratio of SAR at M2 to SAR at M1 = 74.6%
Maximum value of SAR (measured) = 0.788 W/kg

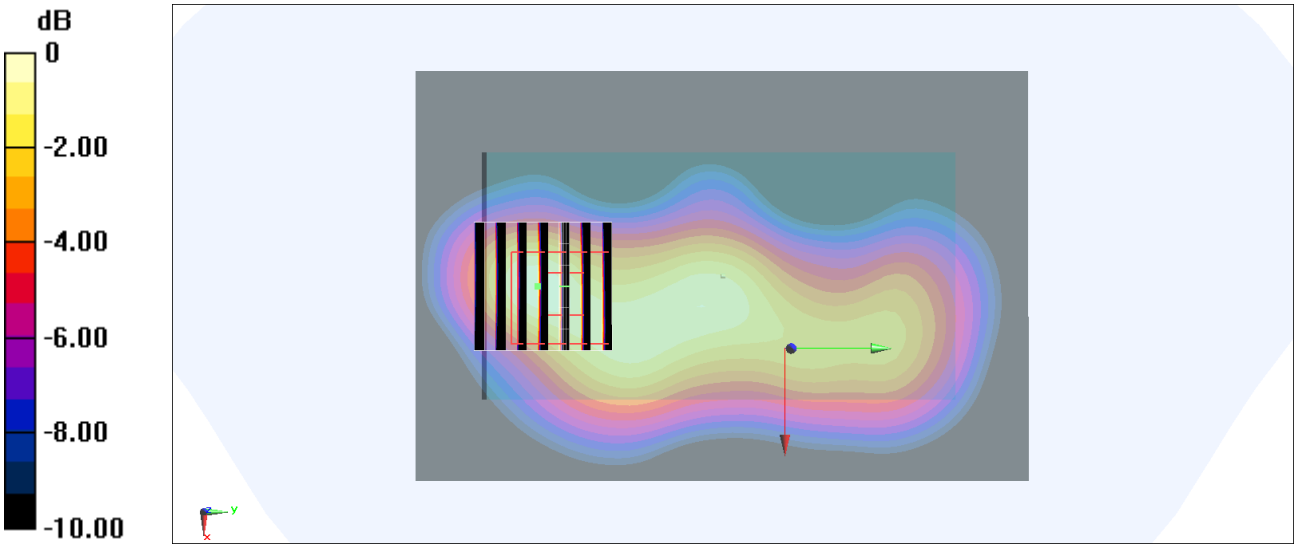

0 dB = 0.676 W/kg = -1.70 dBW/kg

Test Laboratory: Sporton International Inc. SAR/HAC Testing Lab Date: 2024/7/13

#09_FR1 n66_40M_BPSK_108_54_Front_10mm_Ch349000

Communication System: UID 10942 - AAC, 5G NR ; Frequency: 1745 MHz
Medium: HSL_1750_240713 Medium parameters used : f = 1745 MHz; σ = 1.369 S/m; ε_r = 41.244; ρ = 1000 kg/m^3
Ambient Temperature：23.6 ℃; Liquid Temperature：22.6 ℃

DASY5 Configuration:
- Probe: EX3DV4 - SN3976; ConvF(8.9, 8.9, 8.9) @ 1745 MHz; Calibrated: 2024/1/22
- Sensor-Surface: 1.4mm (Mechanical Surface Detection)
- Electronics: DAE4 Sn1424; Calibrated: 2023/12/7
- Phantom: ELI V4.0; Type: QD OVA 001 Bx; Serial: 1164
- Measurement SW: DASY52, Version 52.10 (4);SEMCAD X Version 14.6.14 (7501)

Area Scan (81x111x1): Interpolated grid: dx=1.500 mm, dy=1.500 mm
Maximum value of SAR (interpolated) = 0.941 W/kg

Zoom Scan (5x5x7)/Cube 0: Measurement grid: dx=8mm, dy=8mm, dz=5mm
Reference Value = 24.95 V/m; Power Drift = -0.06 dB
Peak SAR (extrapolated) = 1.06 W/kg
SAR(1 g) = 0.608 W/kg; SAR(10 g) = 0.362 W/kg
Smallest distance from peaks to all points 3 dB below = 15.1 mm
Ratio of SAR at M2 to SAR at M1 = 57%
Maximum value of SAR (measured) = 0.893 W/kg

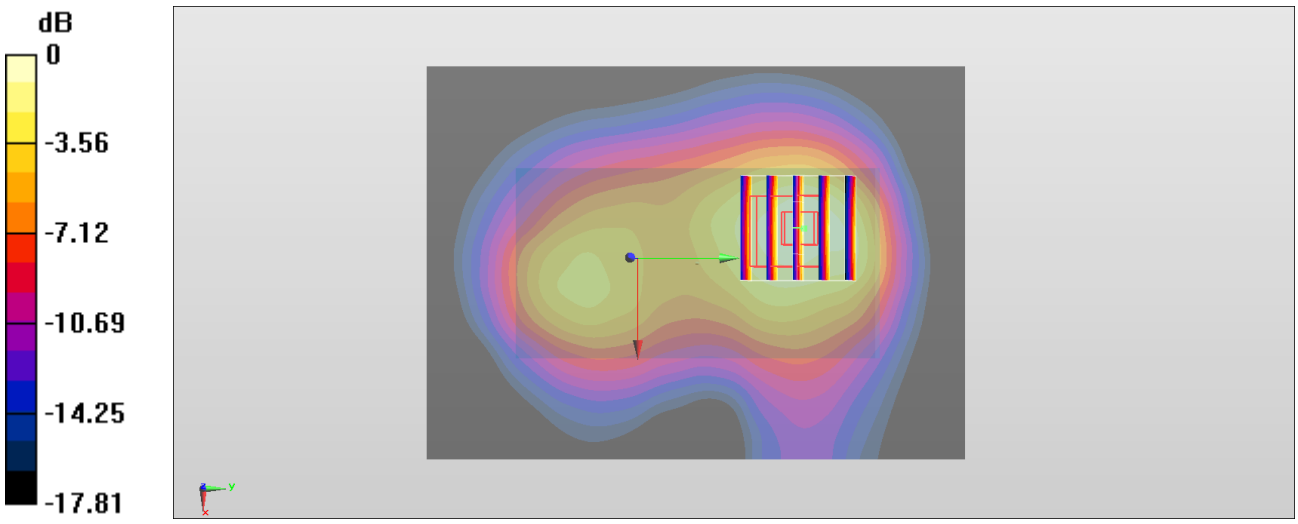

0 dB = 0.893 W/kg = -0.49 dBW/kg

Test Laboratory: Sporton International Inc. SAR/HAC Testing Lab Date: 2024/7/31

#10_FR1 n77_100M_BPSK_1_137_Top Side_15mm_Ch633332

Communication System: UID 10866 - AAF, 5G NR ; Frequency: 3499.98 MHz
Medium: HSL_3500_240731 Medium parameters used: f = 3500 MHz; σ = 2.964 S/m; ε_r = 37.222; ρ = 1000 kg/m^3
Ambient Temperature：23.5 ℃; Liquid Temperature：22.5 ℃

DASY5 Configuration:
- Probe: EX3DV4 - SN3976; ConvF(7.04, 7.04, 7.04) @ 3499.98 MHz; Calibrated: 2024/1/22
- Sensor-Surface: 1.4mm (Mechanical Surface Detection)
- Electronics: DAE4 Sn1424; Calibrated: 2023/12/7
- Phantom: SAM_Right; Type: QD000P40CD; Serial: TP:1681
- Measurement SW: DASY52, Version 52.10 (4);SEMCAD X Version 14.6.14 (7501)

Area Scan (71x101x1): Interpolated grid: dx=1.200 mm, dy=1.200 mm
Maximum value of SAR (interpolated) = 1.52 W/kg

Zoom Scan (7x7x8)/Cube 0: Measurement grid: dx=5mm, dy=5mm, dz=1.4mm
Reference Value = 24.49 V/m; Power Drift = -0.07 dB
Peak SAR (extrapolated) = 2.08 W/kg
SAR(1 g) = 0.922 W/kg; SAR(10 g) = 0.416 W/kg
Smallest distance from peaks to all points 3 dB below = 11.3 mm
Ratio of SAR at M2 to SAR at M1 = 78.8%
Maximum value of SAR (measured) = 1.61 W/kg

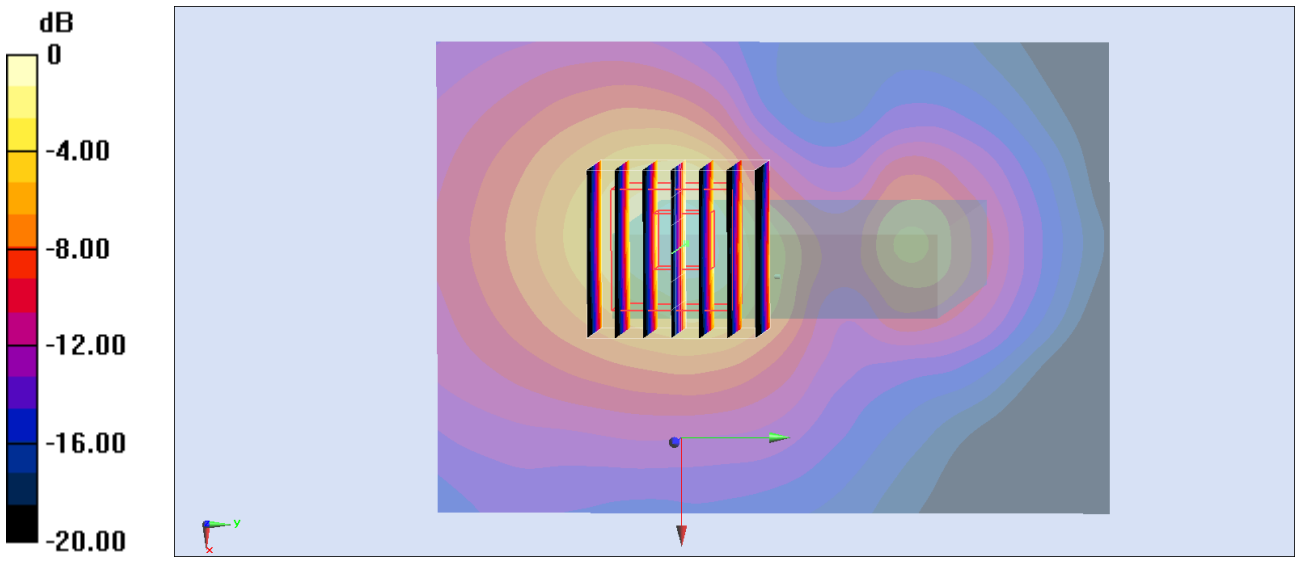

0 dB = 1.61 W/kg = 2.07 dBW/kg