# Appendix D

## RF Test Data for 5.2G WIFI (Conducted Measurement)

**Product Name: Rugged Handheld Computer**

**Test Model: EA520**

**Environmental Conditions**

| | |
|---|---|
| Temperature: | 21.2° C |
| Relative Humidity: | 52.1% |
| ATM Pressure: | 100.0 kPa |
| Test Engineer: | Kay Hu |
| Supervised by: | Li Huan |

# D.1 26dB Bandwidth

## Test Result

| TestMode | Antenna | Channel | 26db EBW [MHz] | FL[MHz] | FH[MHz] | Limit[MHz] | Verdict |
|---|---|---|---|---|---|---|---|
| 11A | Ant1 | 5180 | 18.360 | 5170.840 | 5189.200 | --- | PASS |
| | | 5200 | 18.600 | 5190.760 | 5209.360 | --- | PASS |
| | | 5240 | 18.480 | 5230.800 | 5249.280 | --- | PASS |
| 11N20SISO | Ant1 | 5180 | 19.440 | 5170.320 | 5189.760 | --- | PASS |
| | | 5200 | 19.360 | 5190.360 | 5209.720 | --- | PASS |
| | | 5240 | 19.480 | 5230.240 | 5249.720 | --- | PASS |
| 11N40SISO | Ant1 | 5190 | 40.800 | 5169.600 | 5210.400 | --- | PASS |
| | | 5230 | 41.120 | 5209.360 | 5250.480 | --- | PASS |
| 11AC20SISO | Ant1 | 5180 | 19.520 | 5170.200 | 5189.720 | --- | PASS |
| | | 5200 | 19.400 | 5190.240 | 5209.640 | --- | PASS |
| | | 5240 | 19.400 | 5230.280 | 5249.680 | --- | PASS |
| 11AC40SISO | Ant1 | 5190 | 40.960 | 5169.600 | 5210.560 | --- | PASS |
| | | 5230 | 40.800 | 5209.680 | 5250.480 | --- | PASS |
| 11AC80SISO | Ant1 | 5210 | 80.800 | 5169.840 | 5250.640 | --- | PASS |

## Test Graphs

11A_Ant1_5180

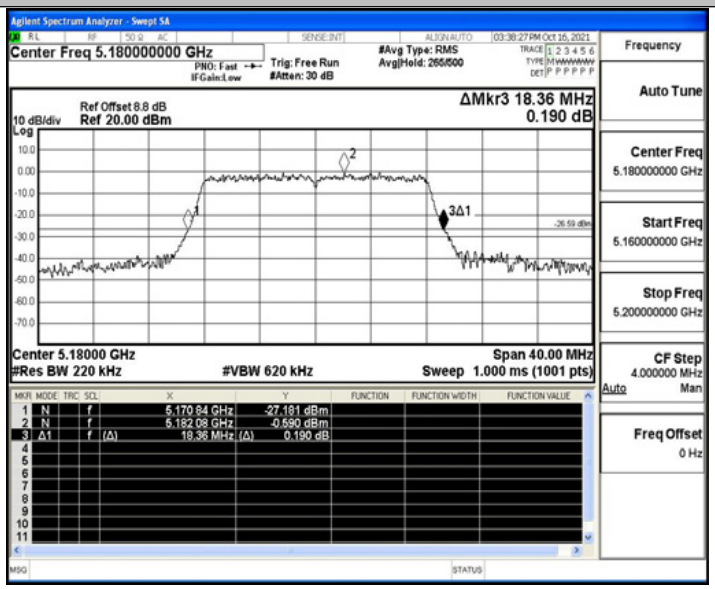


11A_Ant1_5200

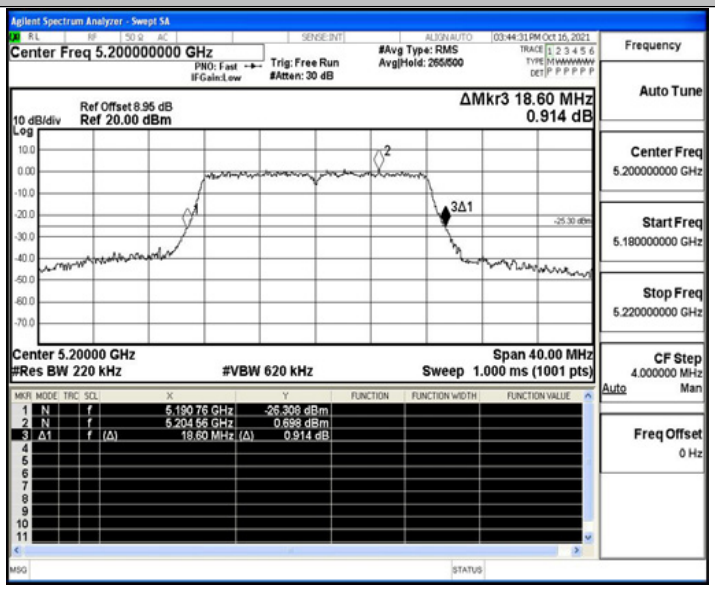


11A_Ant1_5240

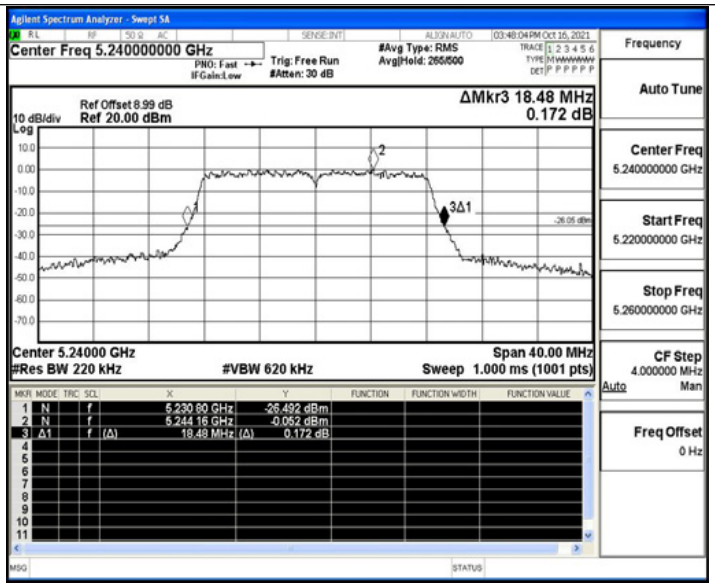


11N20SISO_Ant1_5180

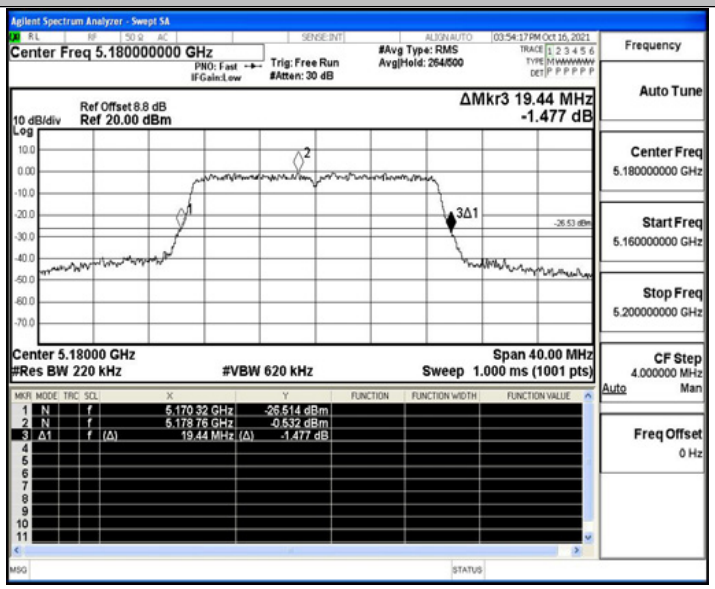


11N20SISO_Ant1_5200

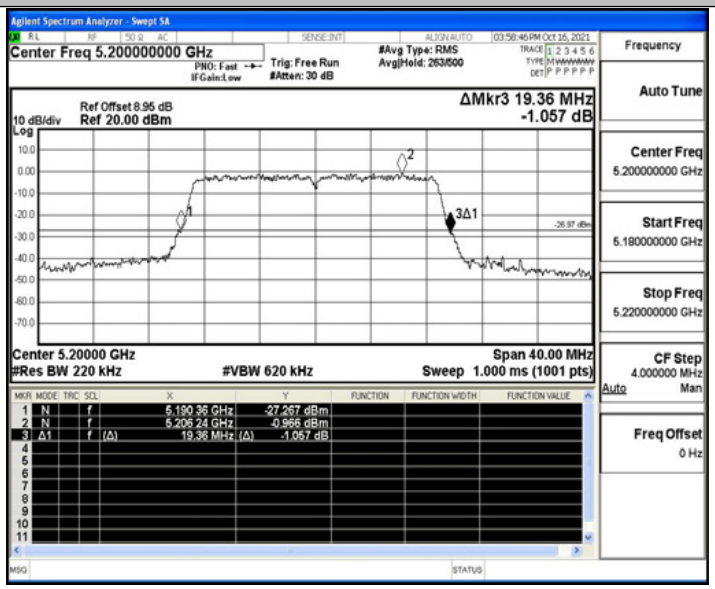

11N20SISO_Ant1_5240

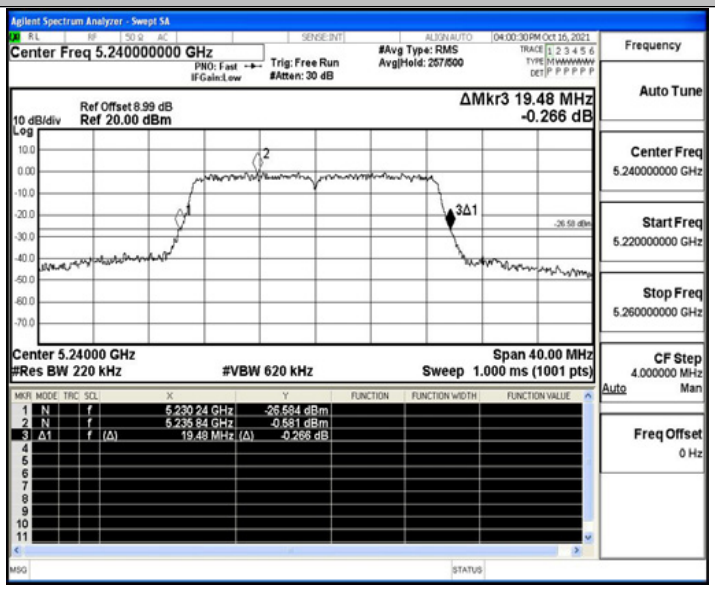


11N40SISO_Ant1_5190

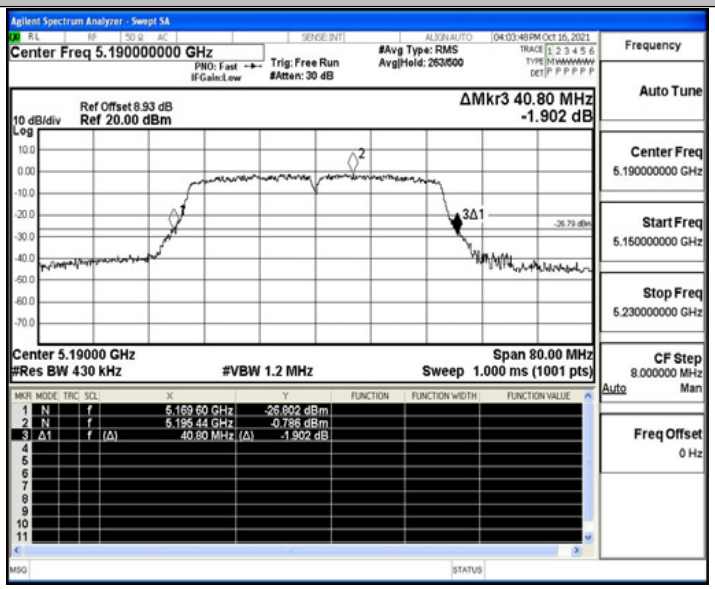


11N40SISO_Ant1_5230

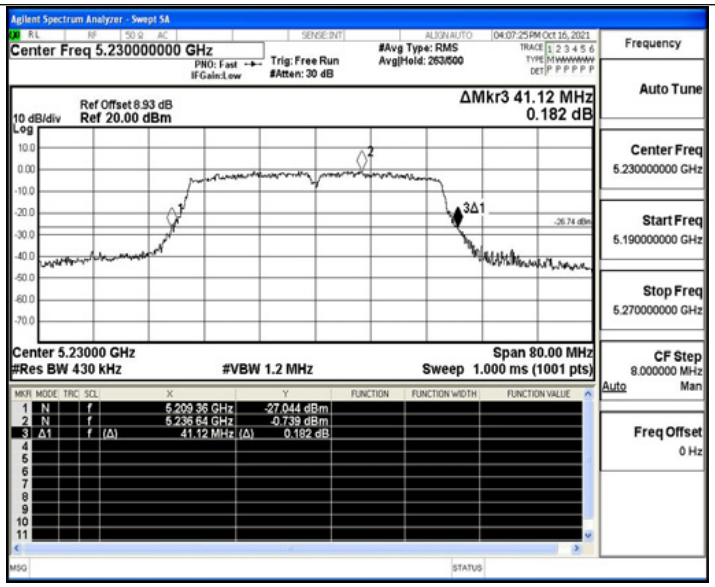


11AC20SISO_Ant1_5180

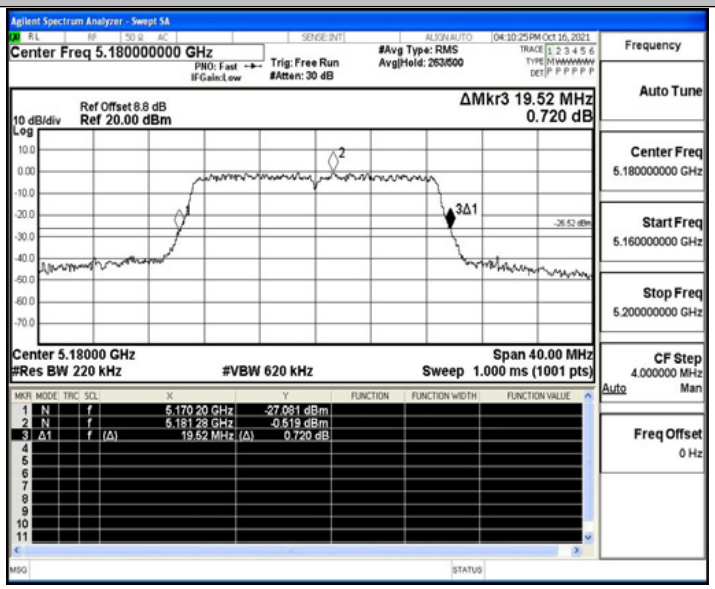


11AC20SISO_Ant1_5200

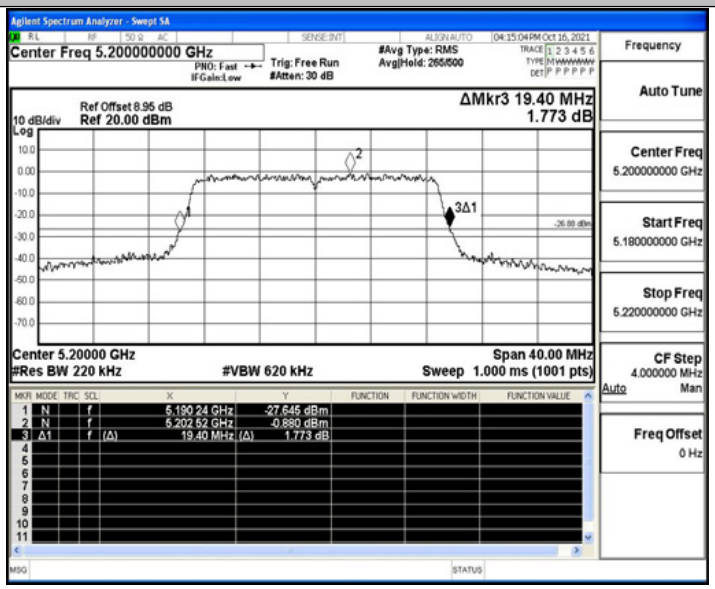

11AC20SISO_Ant1_5240

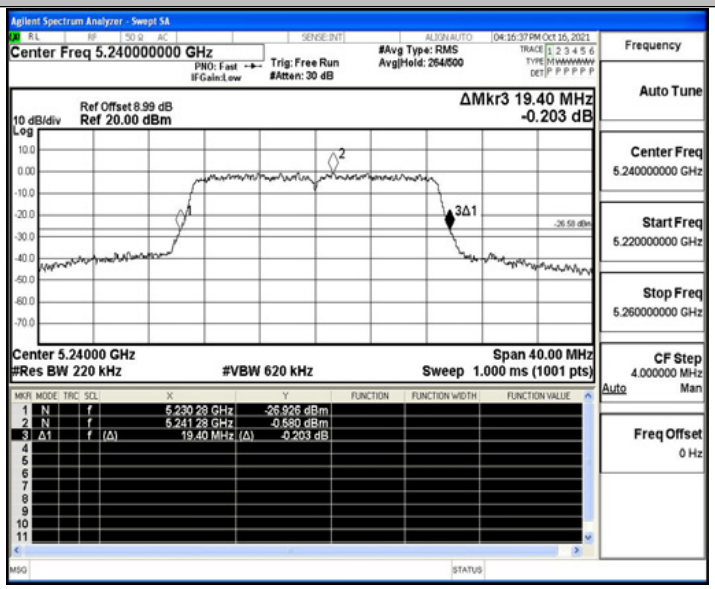


11AC40SISO_Ant1_5190

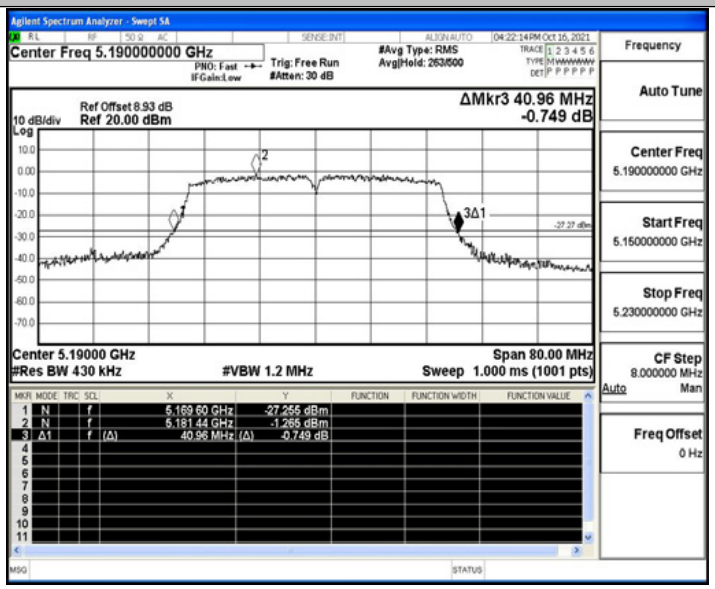


11AC40SISO_Ant1_5230

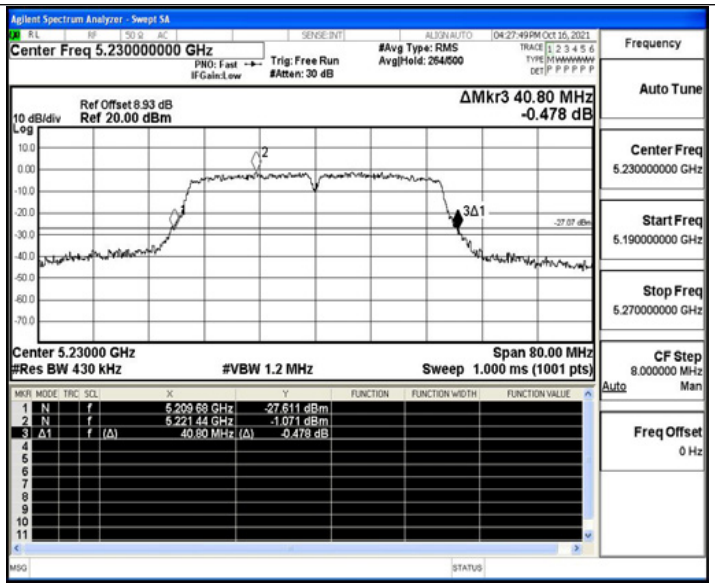


11AC80SISO_Ant1_5210

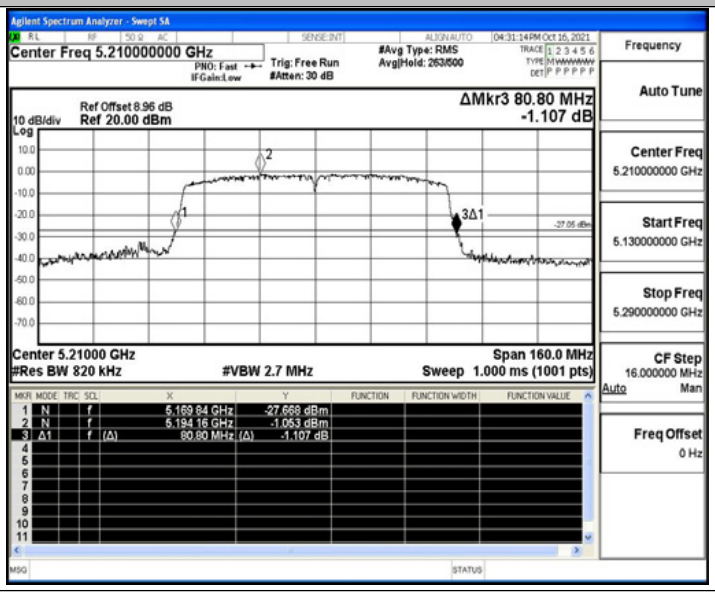

# D.2 Maximum conducted output power

## Test Result

| TestMode | Antenna | Channel | Result[dBm] | Limit[dBm] | Verdict |
|---|---|---|---|---|---|
| 11A | Ant1 | 5180 | 9.45 | ≤23.98 | PASS |
| | | 5200 | 10.59 | ≤23.98 | PASS |
| | | 5240 | 9.96 | ≤23.98 | PASS |
| 11N20SISO | Ant1 | 5180 | 9.71 | ≤23.98 | PASS |
| | | 5200 | 9.68 | ≤23.98 | PASS |
| | | 5240 | 9.88 | ≤23.98 | PASS |
| 11N40SISO | Ant1 | 5190 | 9.60 | ≤23.98 | PASS |
| | | 5230 | 9.98 | ≤23.98 | PASS |
| 11AC20SISO | Ant1 | 5180 | 9.60 | ≤23.98 | PASS |
| | | 5200 | 9.39 | ≤23.98 | PASS |
| | | 5240 | 9.70 | ≤23.98 | PASS |
| 11AC40SISO | Ant1 | 5190 | 9.51 | ≤23.98 | PASS |
| | | 5230 | 9.90 | ≤23.98 | PASS |
| 11AC80SISO | Ant1 | 5210 | 9.68 | ≤23.98 | PASS |

Note：The Duty Cycle Factor is compensated in the graph.

# D.3 Maximum power spectral density

## Test Result

| TestMode | Antenna | Channel | Result [dBm/MHz] | Limit[dBm/MHz] | Verdict |
|---|---|---|---|---|---|
| 11A | Ant1 | 5180 | -1.72 | ≤11 | PASS |
| | | 5200 | -0.29 | ≤11 | PASS |
| | | 5240 | -1.14 | ≤11 | PASS |
| 11N20SISO | Ant1 | 5180 | -1.4 | ≤11 | PASS |
| | | 5200 | -1.52 | ≤11 | PASS |
| | | 5240 | -1.59 | ≤11 | PASS |
| 11N40SISO | Ant1 | 5190 | -4.43 | ≤11 | PASS |
| | | 5230 | -3.22 | ≤11 | PASS |
| 11AC20SISO | Ant1 | 5180 | -1.86 | ≤11 | PASS |
| | | 5200 | -1.94 | ≤11 | PASS |
| | | 5240 | -1.7 | ≤11 | PASS |
| 11AC40SISO | Ant1 | 5190 | -4.7 | ≤11 | PASS |
| | | 5230 | -4.26 | ≤11 | PASS |
| 11AC80SISO | Ant1 | 5210 | -7.32 | ≤11 | PASS |

Note：1.The Result and Limit Unit is dBm/500 kHz in the band 5.725–5.85 GHz.
2.The Duty Cycle Factor and RBW Factor is compensated in the graph.

## Test Graphs

11A_Ant1_5180

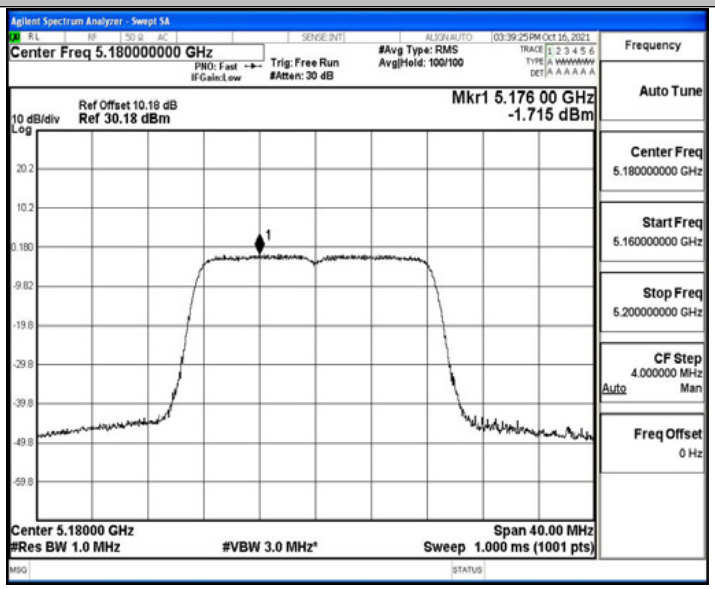


11A_Ant1_5200

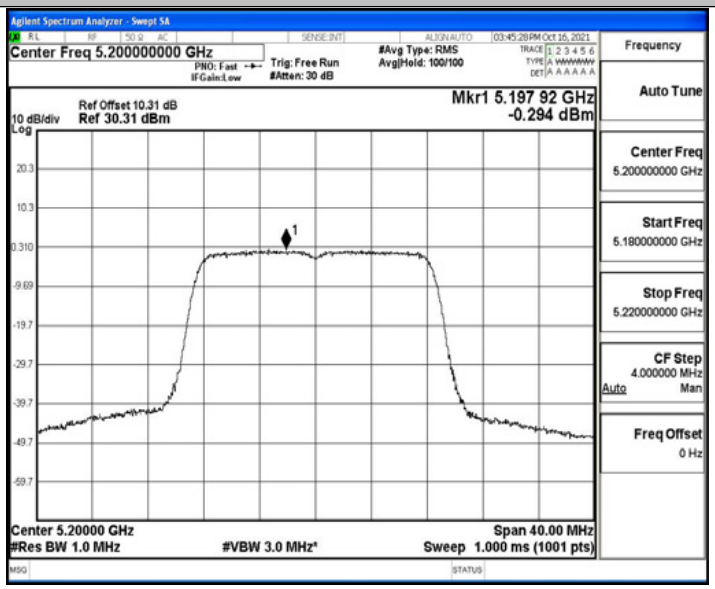


11A_Ant1_5240

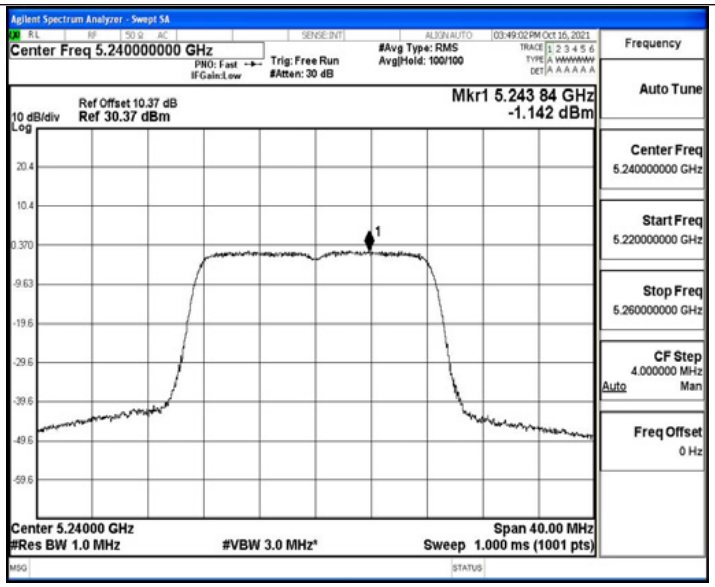


11N20SISO_Ant1_5180

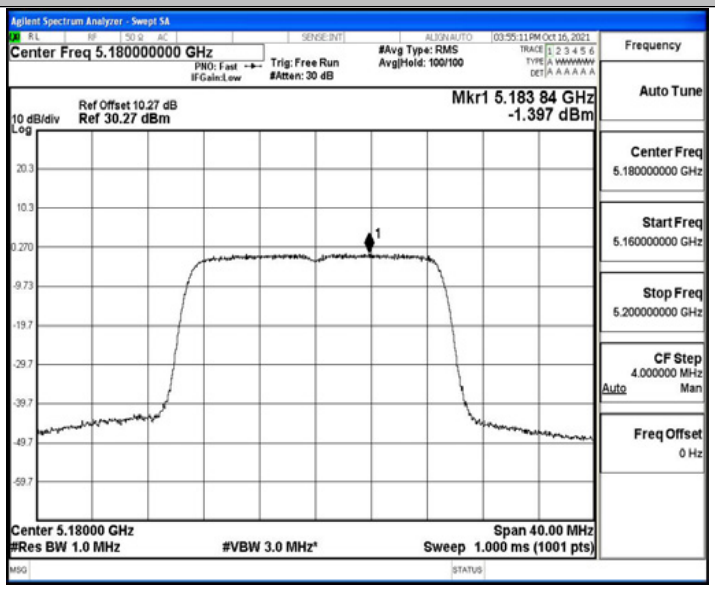


11N20SISO_Ant1_5200

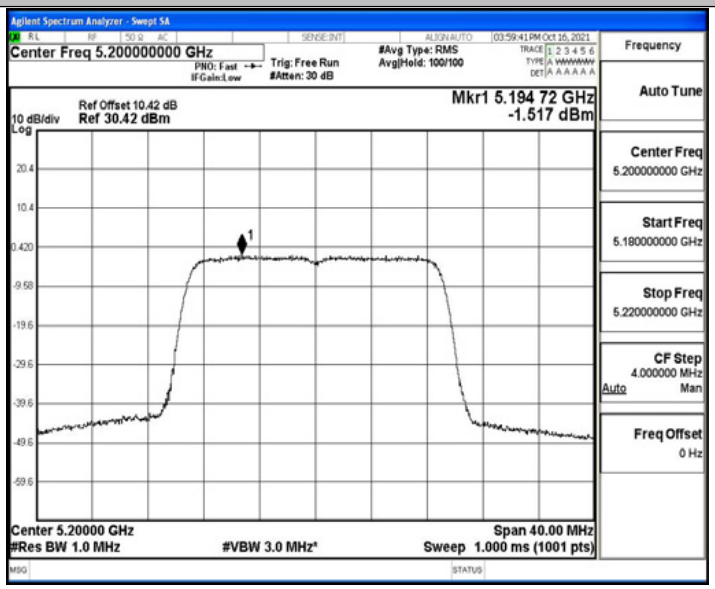

11N20SISO_Ant1_5240

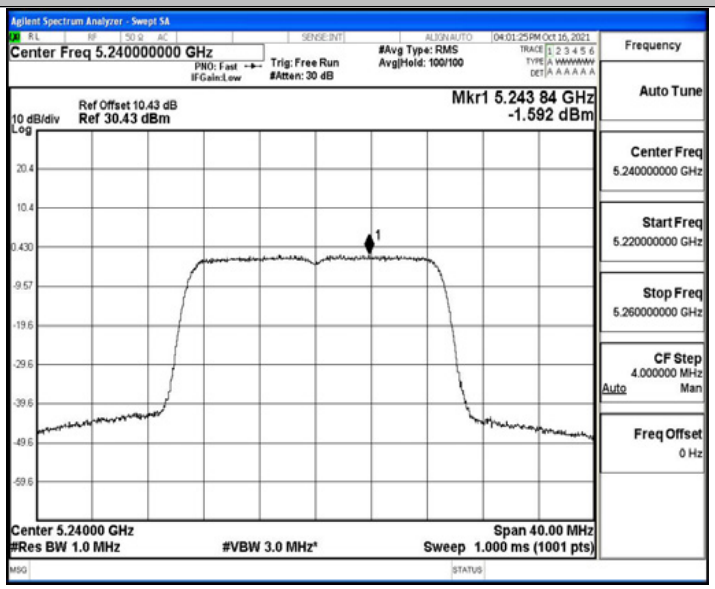


11N40SISO_Ant1_5190

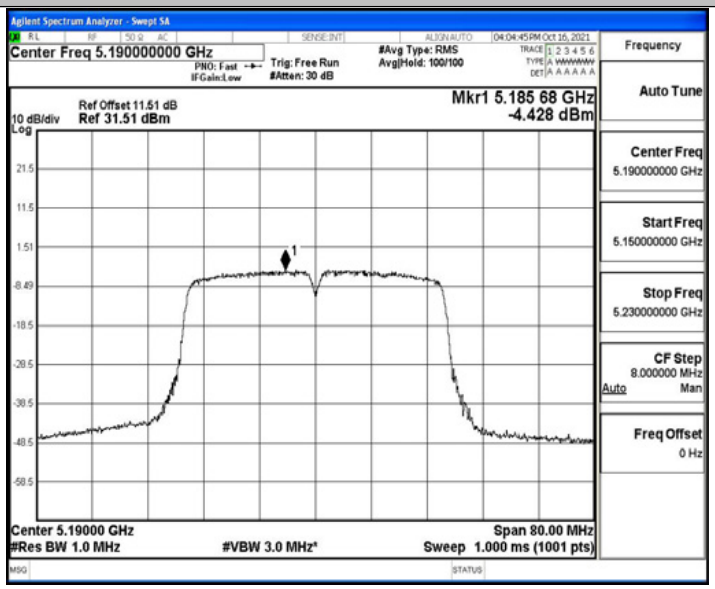


11N40SISO_Ant1_5230

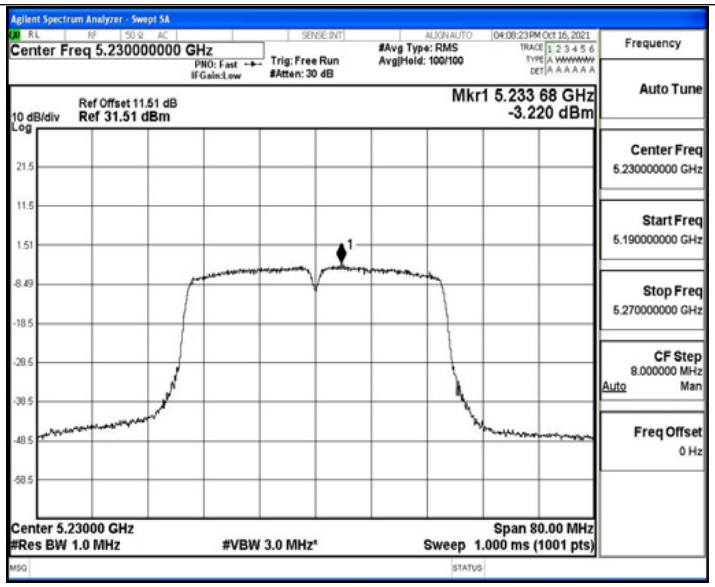


11AC20SISO_Ant1_5180

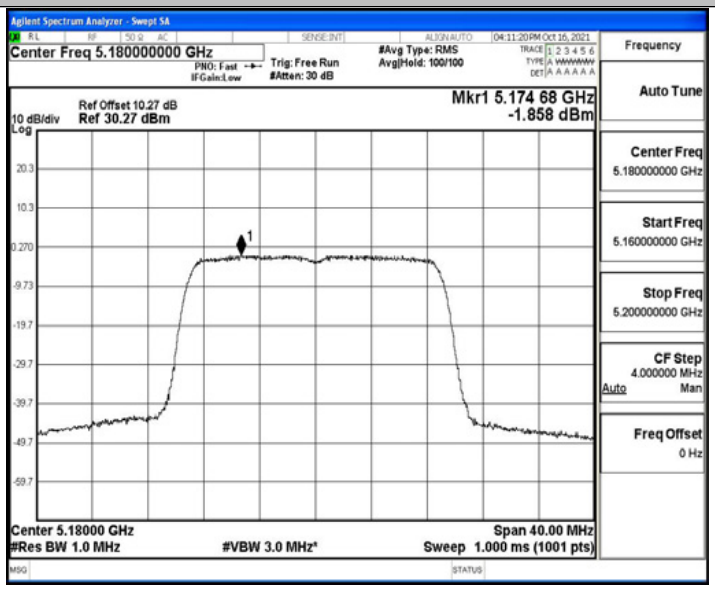


11AC20SISO_Ant1_5200

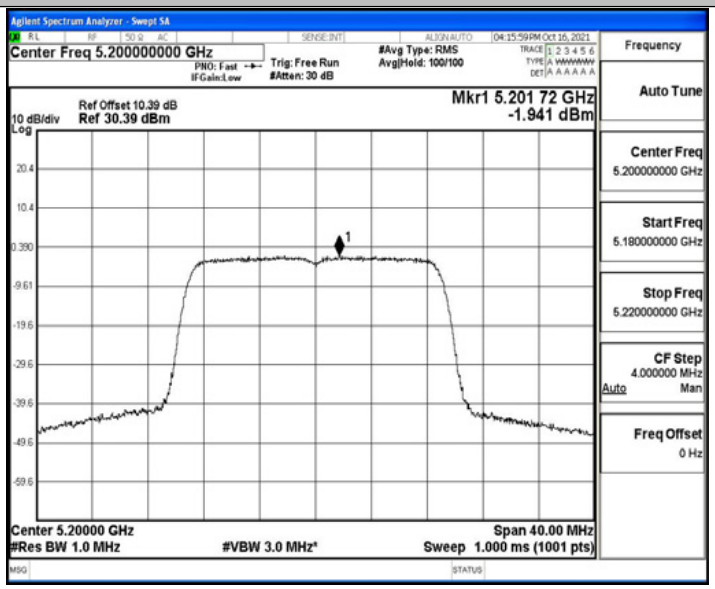

11AC20SISO_Ant1_5240

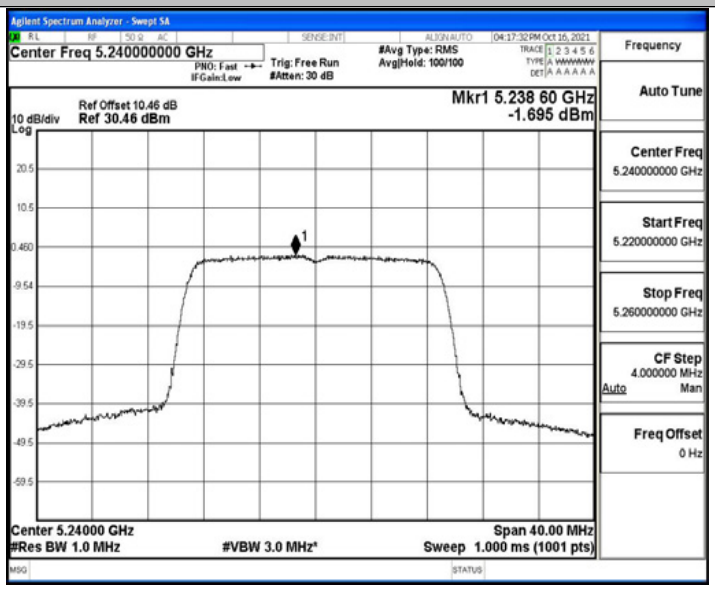


11AC40SISO_Ant1_5190

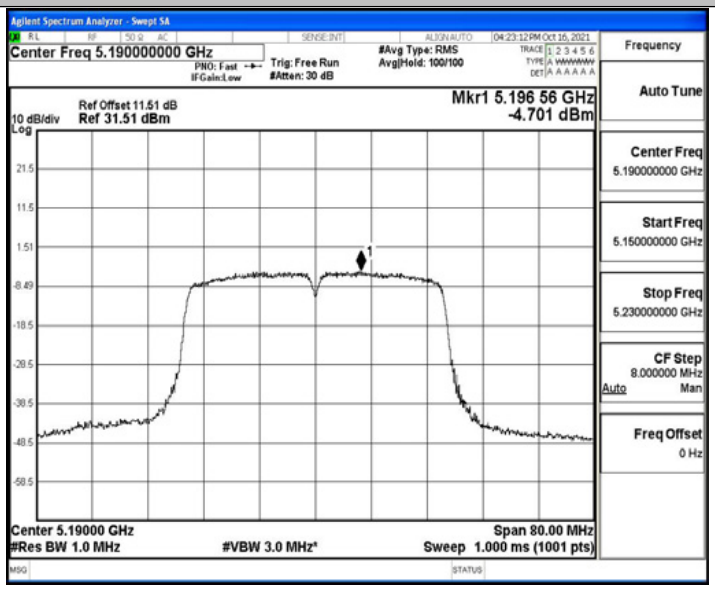


11AC40SISO_Ant1_5230

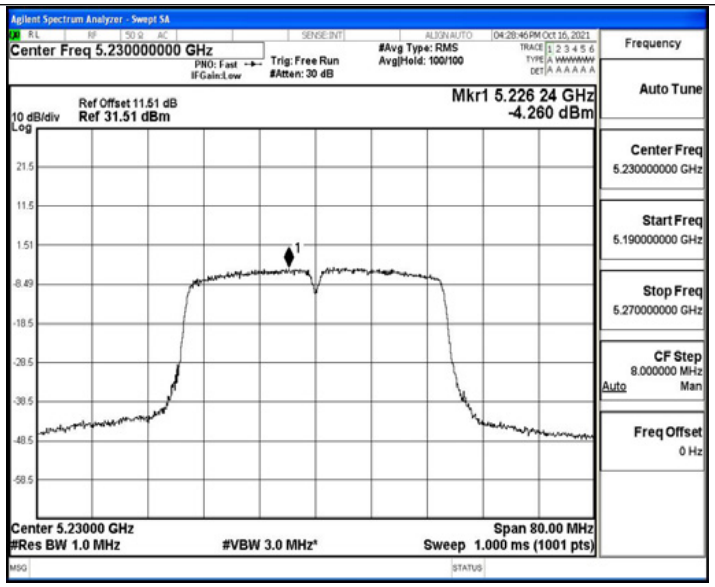


11AC80SISO_Ant1_5210

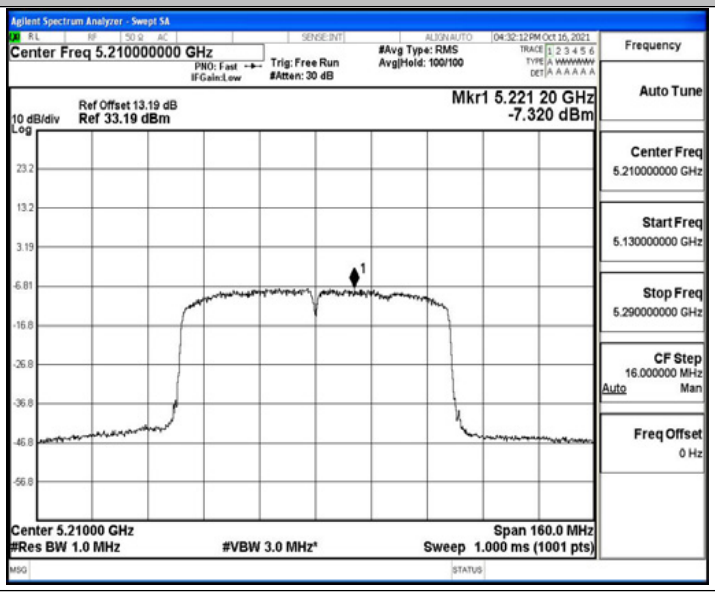

# D.4 Emissions in Restricted Bands

## Test Result

| TestMode | Antenna | ChName | Channel | Detector | Freq. [MHz] | Result [dBm] | Limit [dBm] | Result [dBuV/m] | Limit [dBuV/m] | Verdict |
|---|---|---|---|---|---|---|---|---|---|---|
| 11A | Ant1 | Low | 5180 | AV | 4500.000 | -49.26 | ≤-41.20 | 45.94 | ≤54 | PASS |
| | | | | AV | 4859.800 | -47.24 | ≤-41.20 | 47.96 | ≤54 | PASS |
| | | | | AV | 5150.000 | -47.56 | ≤-41.20 | 47.64 | ≤54 | PASS |
| | | | | Peak | 4500.000 | -41.48 | ≤-21.20 | 53.72 | ≤74 | PASS |
| | | | | Peak | 5080.300 | -36.68 | ≤-21.20 | 58.52 | ≤74 | PASS |
| | | | | Peak | 5150.000 | -39.23 | ≤-21.20 | 55.97 | ≤74 | PASS |
| | | High | 5240 | AV | 5350.000 | -47.61 | ≤-41.20 | 47.59 | ≤54 | PASS |
| | | | | AV | 5352.720 | -47.4 | ≤-41.20 | 47.80 | ≤54 | PASS |
| | | | | AV | 5460.000 | -47.96 | ≤-41.20 | 47.24 | ≤54 | PASS |
| | | | | Peak | 5350.000 | -40.99 | ≤-21.20 | 54.21 | ≤74 | PASS |
| | | | | Peak | 5389.440 | -38.16 | ≤-21.20 | 57.04 | ≤74 | PASS |
| | | | | Peak | 5460.000 | -40.51 | ≤-21.20 | 54.69 | ≤74 | PASS |
| 11N20SISO | Ant1 | Low | 5180 | AV | 4500.000 | -49.49 | ≤-41.20 | 45.71 | ≤54 | PASS |
| | | | | AV | 4845.800 | -47.35 | ≤-41.20 | 47.85 | ≤54 | PASS |
| | | | | AV | 5150.000 | -47.55 | ≤-41.20 | 47.65 | ≤54 | PASS |
| | | | | Peak | 4500.000 | -42.2 | ≤-21.20 | 53.00 | ≤74 | PASS |
| | | | | Peak | 4801.700 | -37.93 | ≤-21.20 | 57.27 | ≤74 | PASS |
| | | | | Peak | 5150.000 | -40.71 | ≤-21.20 | 54.49 | ≤74 | PASS |
| | | High | 5240 | AV | 5350.000 | -47.59 | ≤-41.20 | 47.61 | ≤54 | PASS |
| | | | | AV | 5375.280 | -47.47 | ≤-41.20 | 47.73 | ≤54 | PASS |
| | | | | AV | 5460.000 | -47.93 | ≤-41.20 | 47.27 | ≤54 | PASS |
| | | | | Peak | 5350.000 | -41.99 | ≤-21.20 | 53.21 | ≤74 | PASS |
| | | | | Peak | 5381.040 | -37.87 | ≤-21.20 | 57.33 | ≤74 | PASS |
| | | | | Peak | 5460.000 | -39.87 | ≤-21.20 | 55.33 | ≤74 | PASS |
| 11N40SISO | Ant1 | Low | 5190 | AV | 4500.000 | -49.02 | ≤-41.20 | 46.18 | ≤54 | PASS |
| | | | | AV | 5148.900 | -45.46 | ≤-41.20 | 49.74 | ≤54 | PASS |
| | | | | AV | 5150.000 | -45.29 | ≤-41.20 | 49.91 | ≤54 | PASS |
| | | | | Peak | 4500.000 | -42.1 | ≤-21.20 | 53.10 | ≤74 | PASS |
| | | | | Peak | 5072.600 | -37.31 | ≤-21.20 | 57.89 | ≤74 | PASS |
| | | | | Peak | 5150.000 | -39.52 | ≤-21.20 | 55.68 | ≤74 | PASS |
| | | High | 5230 | AV | 5350.000 | -47.57 | ≤-41.20 | 47.63 | ≤54 | PASS |
| | | | | AV | 5384.860 | -47.08 | ≤-41.20 | 48.12 | ≤54 | PASS |
| | | | | AV | 5460.000 | -47.5 | ≤-41.20 | 47.70 | ≤54 | PASS |
| | | | | Peak | 5350.000 | -41.68 | ≤-21.20 | 53.52 | ≤74 | PASS |
| | | | | Peak | 5412.160 | -38.24 | ≤-21.20 | 56.96 | ≤74 | PASS |
| | | | | Peak | 5460.000 | -41.49 | ≤-21.20 | 53.71 | ≤74 | PASS |

| | | | | | | | | | | |
|---|---|---|---|---|---|---|---|---|---|---|
| 11AC20SISO | Ant1 | Low | 5180 | AV | 4500.000 | -49.42 | ≤-41.20 | 45.78 | ≤54 | PASS |
| | | | | AV | 4899.000 | -47.38 | ≤-41.20 | 47.82 | ≤54 | PASS |
| | | | | AV | 5150.000 | -47.68 | ≤-41.20 | 47.52 | ≤54 | PASS |
| | | | | Peak | 4500.000 | -43.32 | ≤-21.20 | 51.88 | ≤74 | PASS |
| | | | | Peak | 4971.800 | -37.79 | ≤-21.20 | 57.41 | ≤74 | PASS |
| | | | | Peak | 5150.000 | -39.31 | ≤-21.20 | 55.89 | ≤74 | PASS |
| | | High | 5240 | AV | 5350.000 | -47.37 | ≤-41.20 | 47.83 | ≤54 | PASS |
| | | | | AV | 5370.720 | -47.25 | ≤-41.20 | 47.95 | ≤54 | PASS |
| | | | | AV | 5460.000 | -47.76 | ≤-41.20 | 47.44 | ≤54 | PASS |
| | | | | Peak | 5350.000 | -41.74 | ≤-21.20 | 53.46 | ≤74 | PASS |
| | | | | Peak | 5420.640 | -38.51 | ≤-21.20 | 56.69 | ≤74 | PASS |
| | | | | Peak | 5460.000 | -39.65 | ≤-21.20 | 55.55 | ≤74 | PASS |
| 11AC40SISO | Ant1 | Low | 5190 | AV | 4500.000 | -49.02 | ≤-41.20 | 46.18 | ≤54 | PASS |
| | | | | AV | 5149.600 | -44.88 | ≤-41.20 | 50.32 | ≤54 | PASS |
| | | | | AV | 5150.000 | -44.6 | ≤-41.20 | 50.60 | ≤54 | PASS |
| | | | | Peak | 4500.000 | -42.31 | ≤-21.20 | 52.89 | ≤74 | PASS |
| | | | | Peak | 5141.900 | -36.05 | ≤-21.20 | 59.15 | ≤74 | PASS |
| | | | | Peak | 5150.000 | -37.64 | ≤-21.20 | 57.56 | ≤74 | PASS |
| | | High | 5230 | AV | 5350.000 | -47.21 | ≤-41.20 | 47.99 | ≤54 | PASS |
| | | | | AV | 5377.320 | -46.86 | ≤-41.20 | 48.34 | ≤54 | PASS |
| | | | | AV | 5460.000 | -47.13 | ≤-41.20 | 48.07 | ≤54 | PASS |
| | | | | Peak | 5350.000 | -41.91 | ≤-21.20 | 53.29 | ≤74 | PASS |
| | | | | Peak | 5431.140 | -37.19 | ≤-21.20 | 58.01 | ≤74 | PASS |
| | | | | Peak | 5460.000 | -40.36 | ≤-21.20 | 54.84 | ≤74 | PASS |
| 11AC80SISO | Ant1 | Low | 5210 | AV | 4500.000 | -48.64 | ≤-41.20 | 46.56 | ≤54 | PASS |
| | | | | AV | 5149.500 | -42.34 | ≤-41.20 | 52.86 | ≤54 | PASS |
| | | | | AV | 5150.000 | -42.97 | ≤-41.20 | 52.23 | ≤54 | PASS |
| | | | | Peak | 4500.000 | -42.16 | ≤-21.20 | 53.04 | ≤74 | PASS |
| | | | | Peak | 5146.500 | -34.89 | ≤-21.20 | 60.31 | ≤74 | PASS |
| | | | | Peak | 5150.000 | -36.22 | ≤-21.20 | 58.98 | ≤74 | PASS |
| | | High | 5210 | AV | 5350.000 | -47.15 | ≤-41.20 | 48.05 | ≤54 | PASS |
| | | | | AV | 5454.400 | -46.48 | ≤-41.20 | 48.72 | ≤54 | PASS |
| | | | | AV | 5460.000 | -47.26 | ≤-41.20 | 47.94 | ≤54 | PASS |
| | | | | Peak | 5350.000 | -39.2 | ≤-21.20 | 56.00 | ≤74 | PASS |
| | | | | Peak | 5423.880 | -37.68 | ≤-21.20 | 57.52 | ≤74 | PASS |
| | | | | Peak | 5460.000 | -39.28 | ≤-21.20 | 55.92 | ≤74 | PASS |

Note:

1. The Antenna Gain is compensated in the graph.
2. For transmitters operating in 5150-5350 GHz band and 5470-5725 GHz band: The limit in dBm for average detector is conversion from 54dBuV/m, according to 15.209(a). The limit in dBm for peak detector is 20dB above the limit of average detector in dBm.

## Test Graphs

11A_Ant1_Low_5180_AV

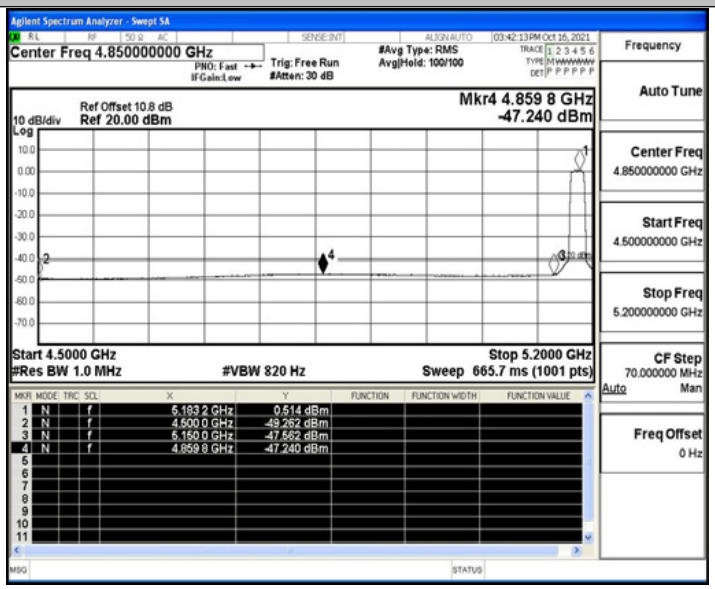


11A_Ant1_Low_5180_Peak

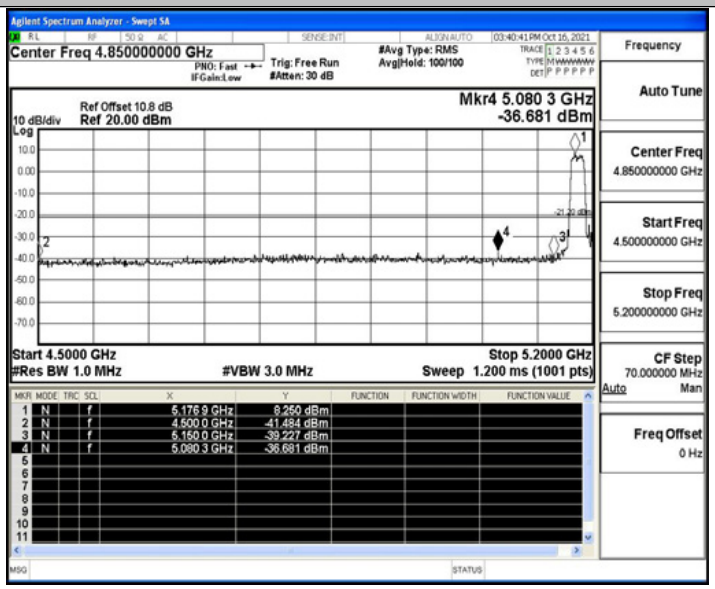


11A_Ant1_High_5240_AV

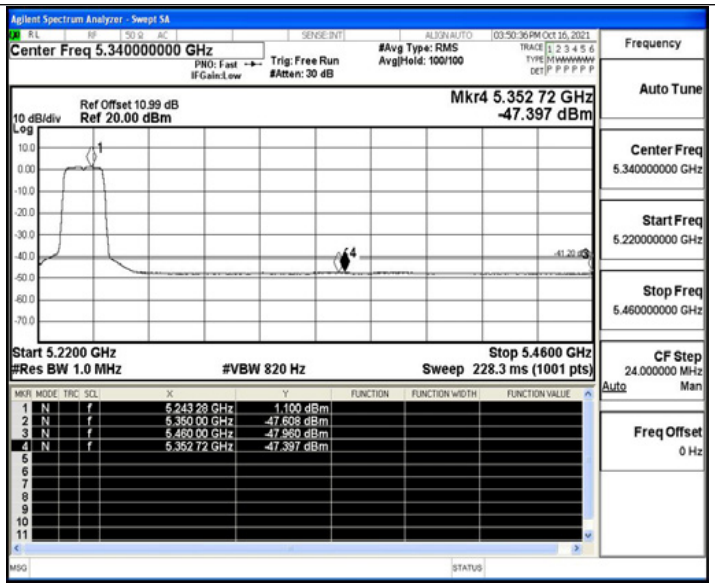


11A_Ant1_High_5240_Peak

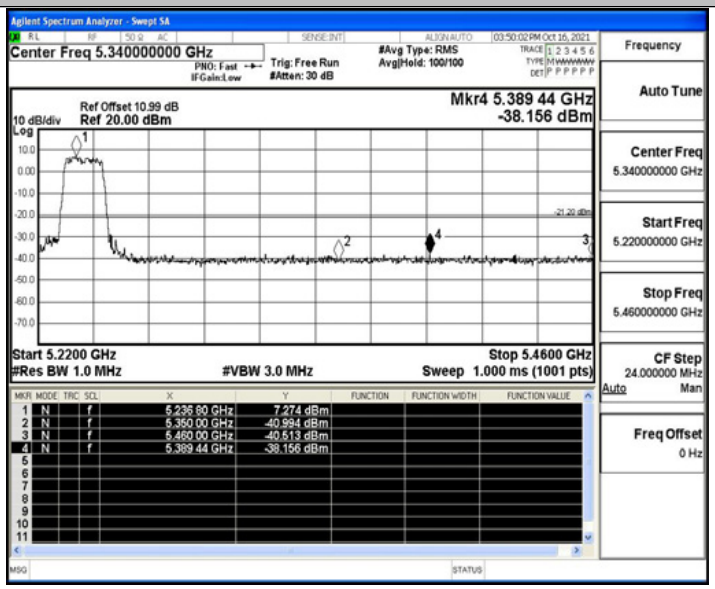


11N20SISO_Ant1_Low_5180_AV

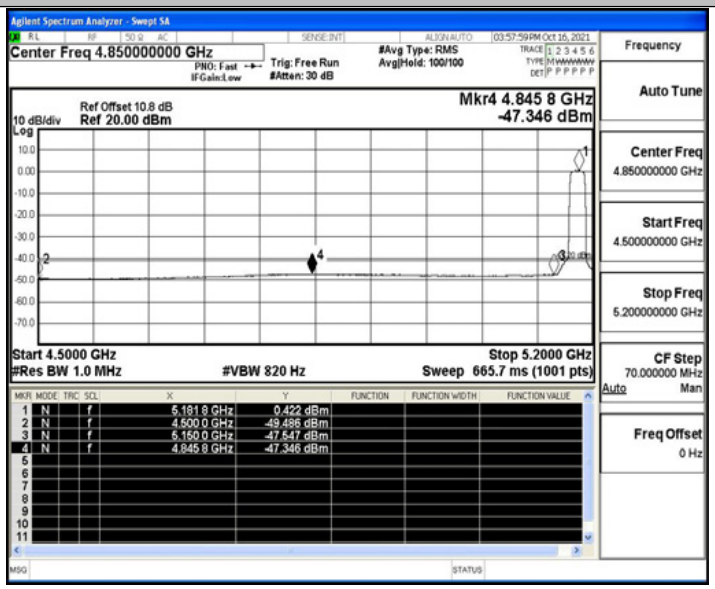

11N20SISO_Ant1_Low_5180_Peak

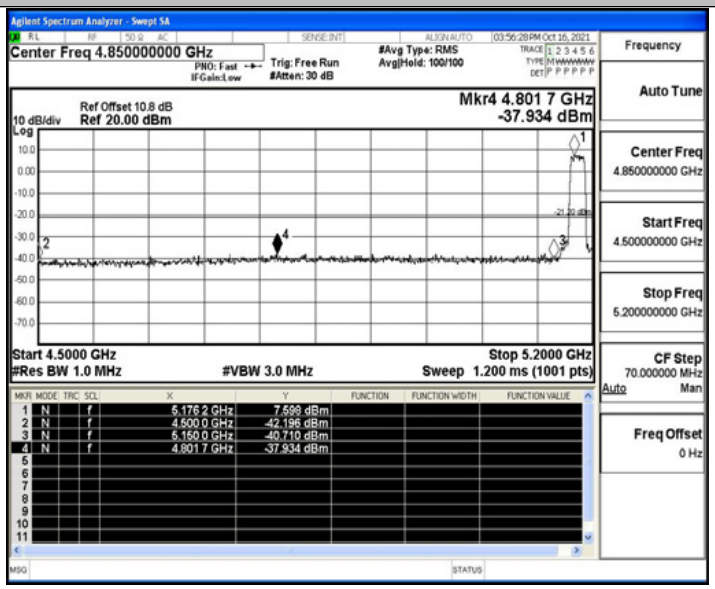


11N20SISO_Ant1_High_5240_AV

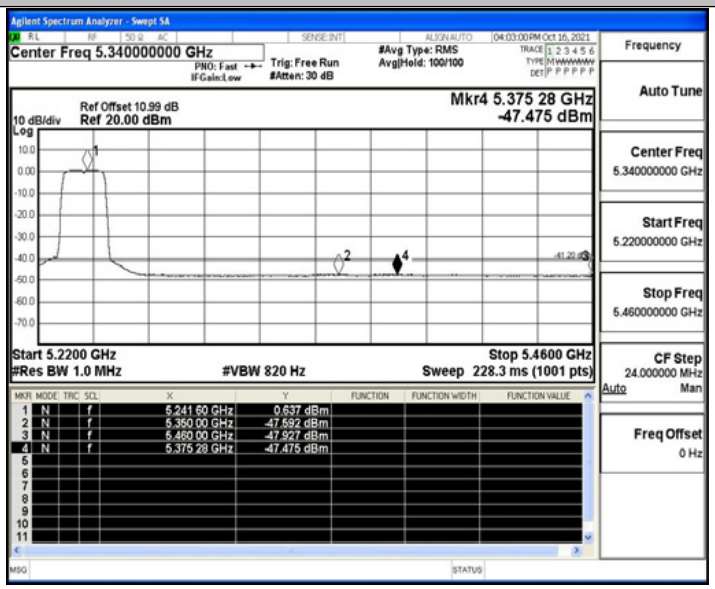


11N20SISO_Ant1_High_5240_Peak

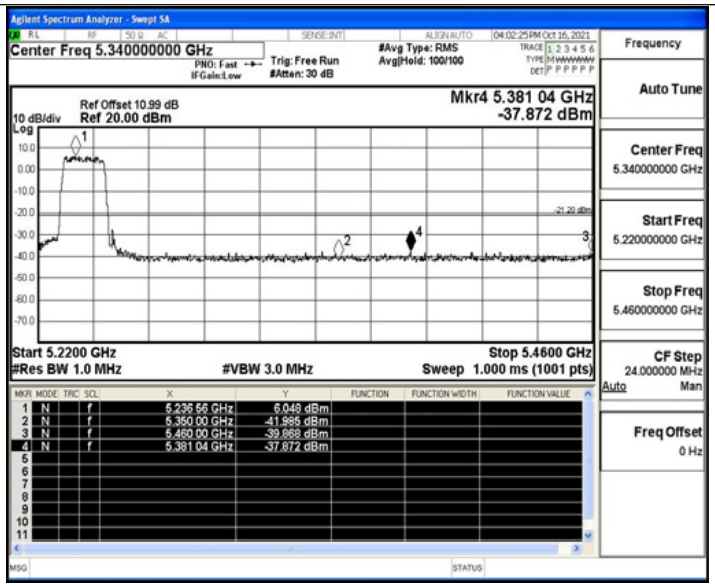


11N40SISO_Ant1_Low_5190_AV

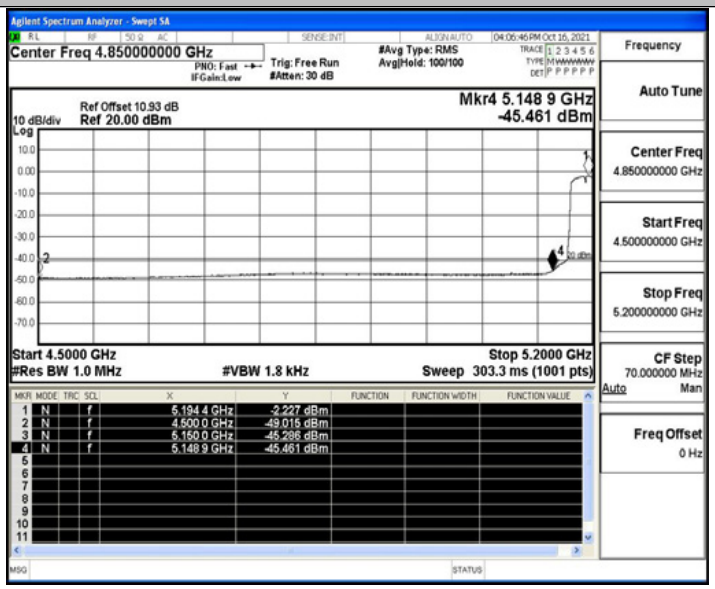


11N40SISO_Ant1_Low_5190_Peak

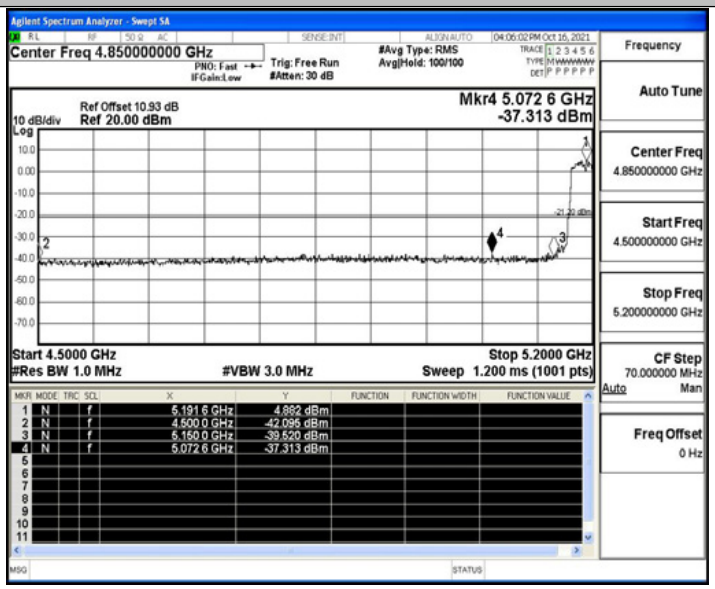

11N40SISO_Ant1_High_5230_AV

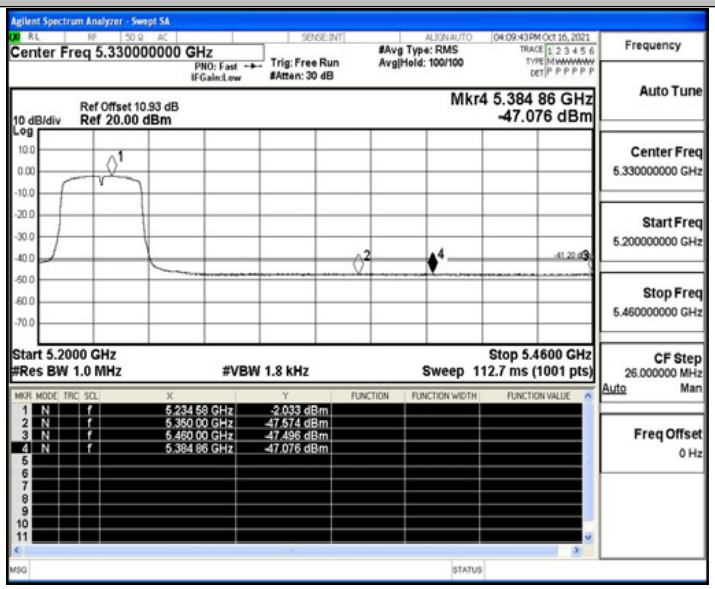


11N40SISO_Ant1_High_5230_Peak

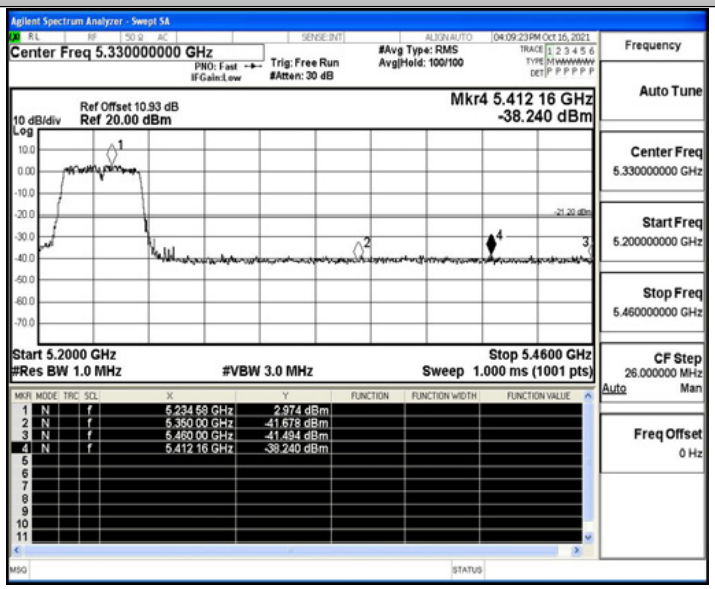


11AC20SISO_Ant1_Low_5180_AV

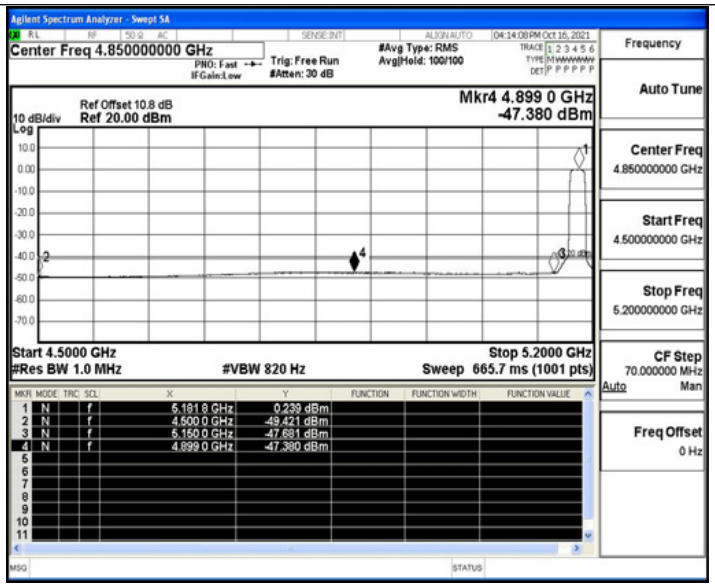


11AC20SISO_Ant1_Low_5180_Peak

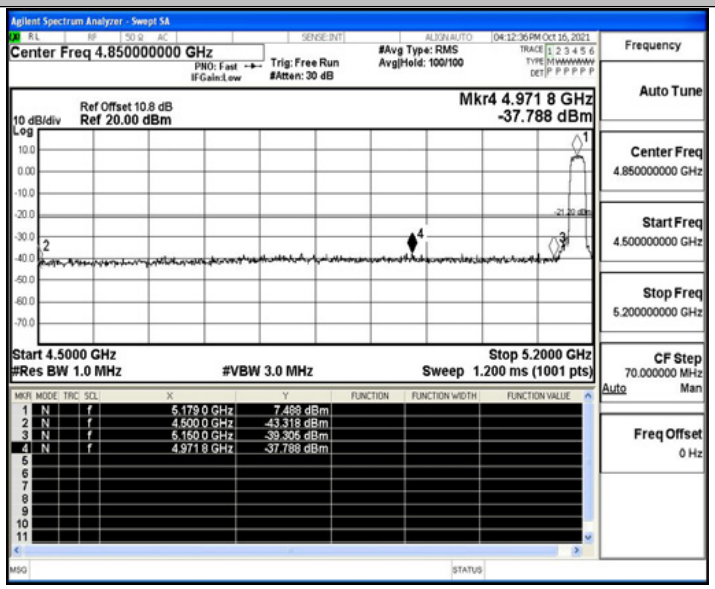


11AC20SISO_Ant1_High_5240_AV

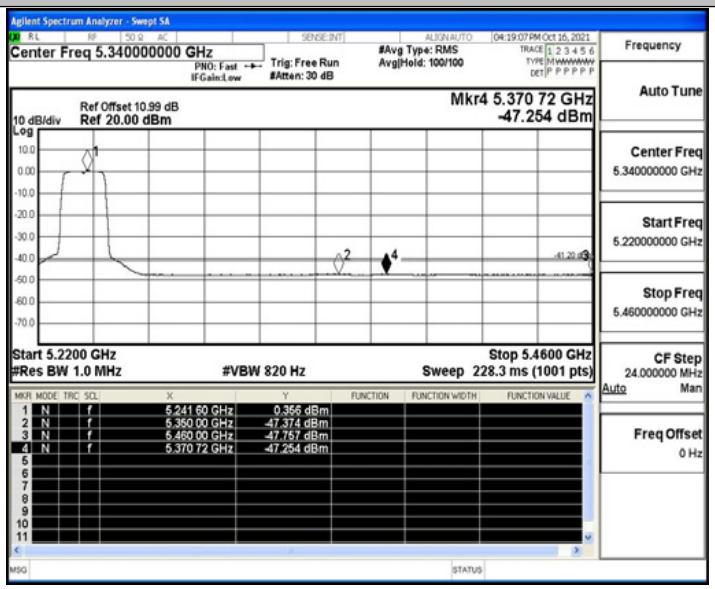

11AC20SISO_Ant1_High_5240_Peak

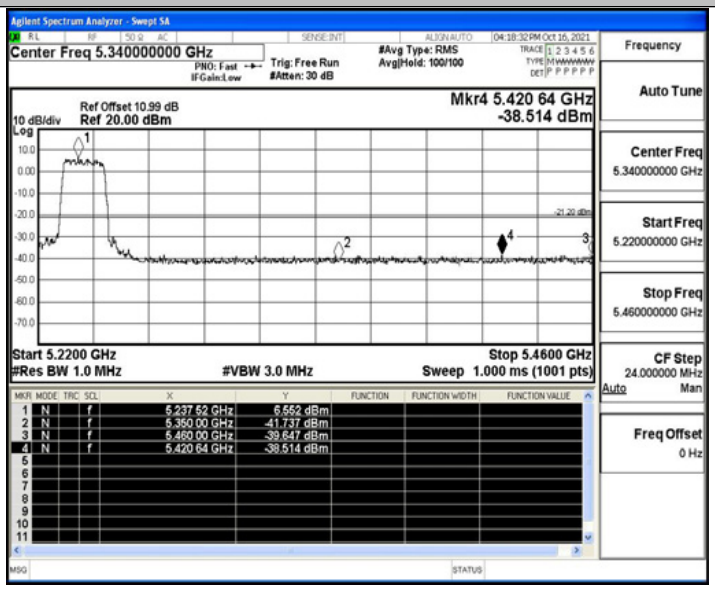


11AC40SISO_Ant1_Low_5190_AV

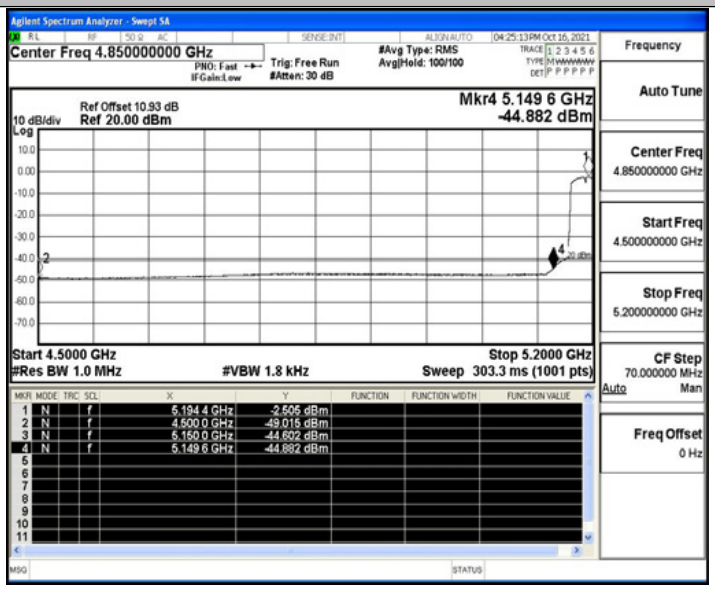


11AC40SISO_Ant1_Low_5190_Peak

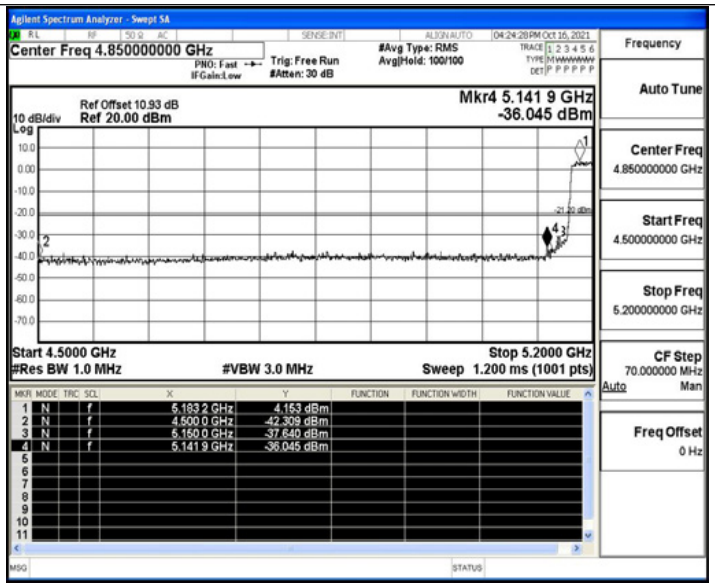


11AC40SISO_Ant1_High_5230_AV

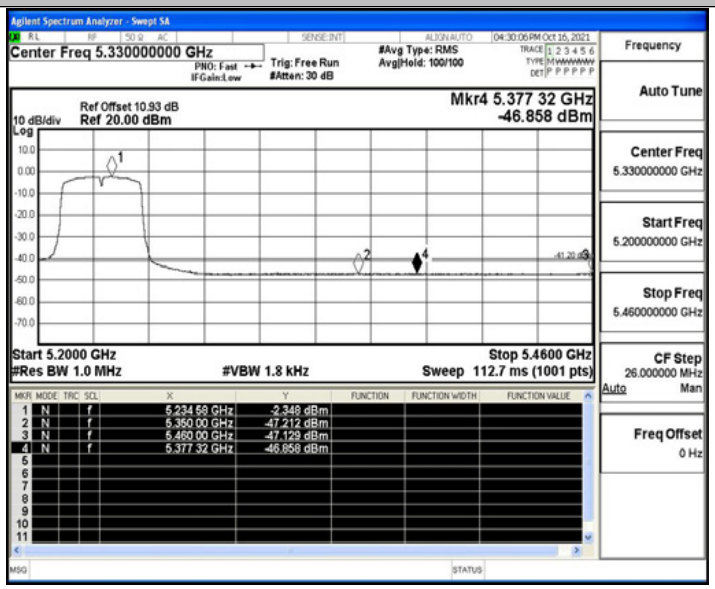


11AC40SISO_Ant1_High_5230_Peak

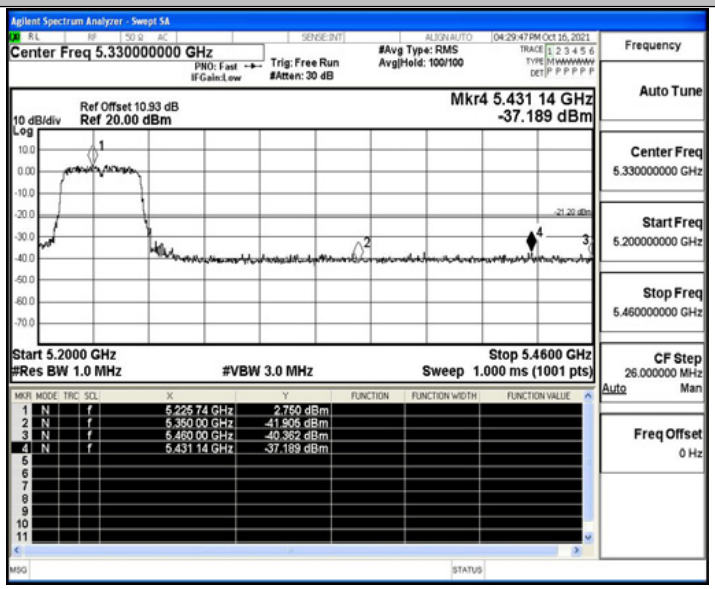

11AC80SISO_Ant1_Low_5210_AV

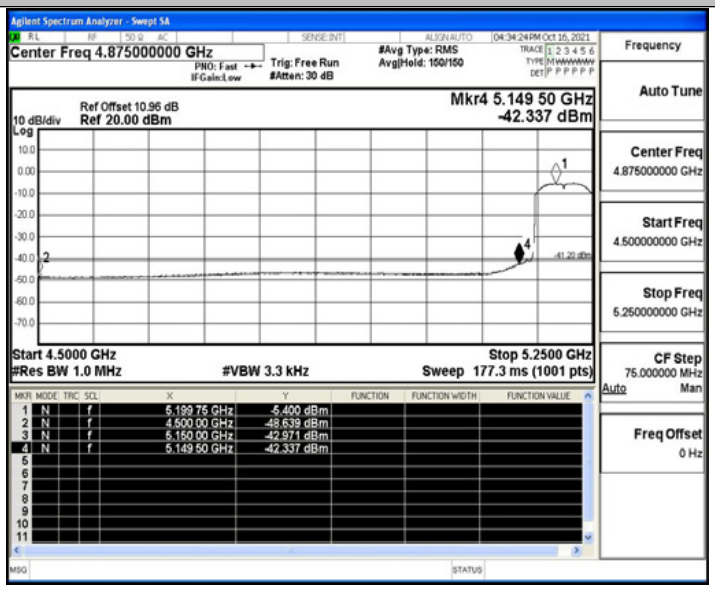


11AC80SISO_Ant1_Low_5210_Peak

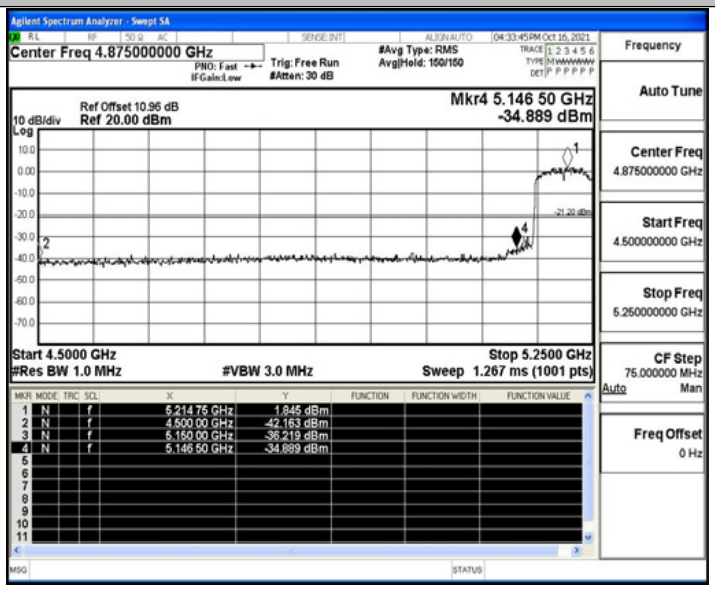


11AC80SISO_Ant1_High_5210_AV

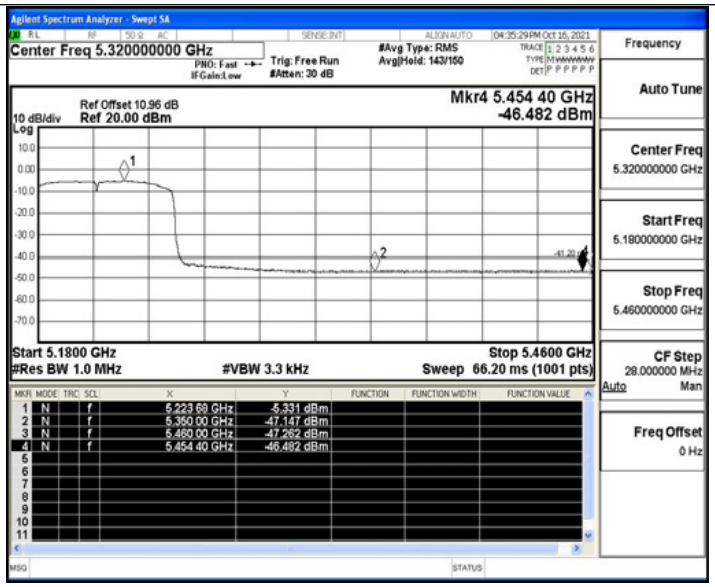


11AC80SISO_Ant1_High_5210_Peak

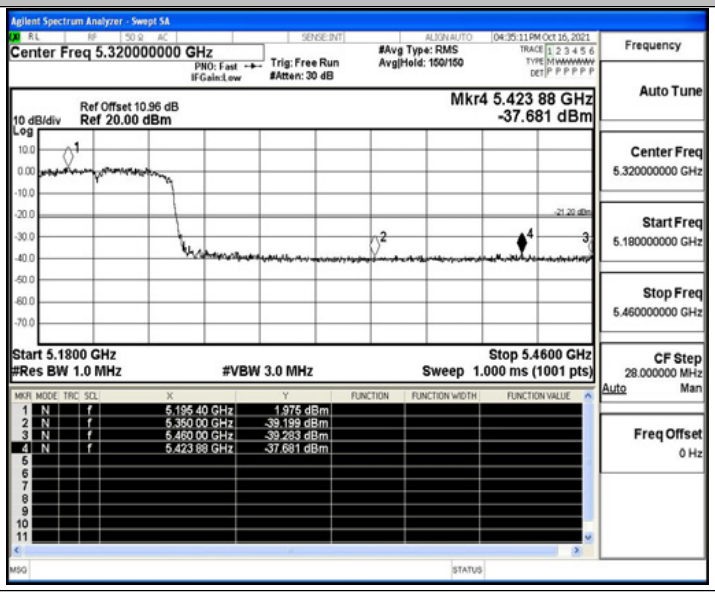

# D.5 Frequency Stability

## Test Result

| Voltage | | | | | | | | |
|---|---|---|---|---|---|---|---|---|
| TestMode | Antenna | Channel | Voltage [Vdc] | Temperature (℃) | Deviation (Hz) | Deviation (ppm) | Limit (ppm) | Verdict |
| 11A | Ant1 | 5180 | NV | NT | -27000 | -5.212355 | 20 | PASS |
| | | | LV | NT | -27000 | -5.212355 | 20 | PASS |
| | | | HV | NT | -27000 | -5.212355 | 20 | PASS |
| | | 5200 | NV | NT | -29000 | -5.576923 | 20 | PASS |
| | | | LV | NT | -28000 | -5.384615 | 20 | PASS |
| | | | HV | NT | -29000 | -5.576923 | 20 | PASS |
| | | 5240 | NV | NT | -18000 | -3.435115 | 20 | PASS |
| | | | LV | NT | -19000 | -3.625954 | 20 | PASS |
| | | | HV | NT | -20000 | -3.816794 | 20 | PASS |
| 11N20SISO | Ant1 | 5180 | NV | NT | -26000 | -5.019305 | 20 | PASS |
| | | | LV | NT | -26000 | -5.019305 | 20 | PASS |
| | | | HV | NT | -26000 | -5.019305 | 20 | PASS |
| | | 5200 | NV | NT | -25000 | -4.807692 | 20 | PASS |
| | | | LV | NT | -26000 | -5 | 20 | PASS |
| | | | HV | NT | -26000 | -5 | 20 | PASS |
| | | 5240 | NV | NT | -24000 | -4.580153 | 20 | PASS |
| | | | LV | NT | -24000 | -4.580153 | 20 | PASS |
| | | | HV | NT | -25000 | -4.770992 | 20 | PASS |
| 11N40SISO | Ant1 | 5190 | NV | NT | -27000 | -5.202312 | 20 | PASS |
| | | | LV | NT | -27000 | -5.202312 | 20 | PASS |
| | | | HV | NT | -27000 | -5.202312 | 20 | PASS |
| | | 5230 | NV | NT | -4000 | -0.764818 | 20 | PASS |
| | | | LV | NT | -4000 | -0.764818 | 20 | PASS |
| | | | HV | NT | -5000 | -0.956023 | 20 | PASS |
| 11AC20SISO | Ant1 | 5180 | NV | NT | -5000 | -0.965251 | 20 | PASS |
| | | | LV | NT | -5000 | -0.965251 | 20 | PASS |
| | | | HV | NT | -6000 | -1.158301 | 20 | PASS |
| | | 5200 | NV | NT | -7000 | -1.346154 | 20 | PASS |
| | | | LV | NT | -7000 | -1.346154 | 20 | PASS |
| | | | HV | NT | -7000 | -1.346154 | 20 | PASS |
| | | 5240 | NV | NT | -7000 | -1.335878 | 20 | PASS |
| | | | LV | NT | -7000 | -1.335878 | 20 | PASS |
| | | | HV | NT | -8000 | -1.526718 | 20 | PASS |
| 11AC40SISO | Ant1 | 5190 | NV | NT | -8000 | -1.541426 | 20 | PASS |
| | | | LV | NT | -8000 | -1.541426 | 20 | PASS |

| | | | | | | | | |
|---|---|---|---|---|---|---|---|---|
| | | | HV | NT | -8000 | -1.541426 | 20 | PASS |
| | | 5230 | NV | NT | -8000 | -1.529637 | 20 | PASS |
| | | | LV | NT | -8000 | -1.529637 | 20 | PASS |
| | | | HV | NT | -8000 | -1.529637 | 20 | PASS |
| 11AC80S ISO | Ant1 | 5210 | NV | NT | -28000 | -5.37428 | 20 | PASS |
| | | | LV | NT | -28000 | -5.37428 | 20 | PASS |
| | | | HV | NT | -28000 | -5.37428 | 20 | PASS |

| Temperature | | | | | | | | |
|---|---|---|---|---|---|---|---|---|
| TestMode | Antenna | Channel | Voltage [Vdc] | Temperature (℃) | Deviation (Hz) | Deviation (ppm) | Limit (ppm) | Verdict |
| 11A | Ant1 | 5180 | NV | -30 | -28000 | -5.405405 | 20 | PASS |
| | | | NV | -20 | -28000 | -5.405405 | 20 | PASS |
| | | | NV | -10 | -28000 | -5.405405 | 20 | PASS |
| | | | NV | 0 | -28000 | -5.405405 | 20 | PASS |
| | | | NV | 10 | -29000 | -5.598456 | 20 | PASS |
| | | | NV | 20 | -29000 | -5.598456 | 20 | PASS |
| | | | NV | 30 | -29000 | -5.598456 | 20 | PASS |
| | | | NV | 40 | -29000 | -5.598456 | 20 | PASS |
| | | | NV | 50 | -29000 | -5.598456 | 20 | PASS |
| | | 5200 | NV | -30 | -29000 | -5.576923 | 20 | PASS |
| | | | NV | -20 | -29000 | -5.576923 | 20 | PASS |
| | | | NV | -10 | -29000 | -5.576923 | 20 | PASS |
| | | | NV | 0 | -29000 | -5.576923 | 20 | PASS |
| | | | NV | 10 | -29000 | -5.576923 | 20 | PASS |
| | | | NV | 20 | -29000 | -5.576923 | 20 | PASS |
| | | | NV | 30 | -29000 | -5.576923 | 20 | PASS |
| | | | NV | 40 | -28000 | -5.384615 | 20 | PASS |
| | | | NV | 50 | -28000 | -5.384615 | 20 | PASS |
| | | 5240 | NV | -30 | -22000 | -4.198473 | 20 | PASS |
| | | | NV | -20 | -24000 | -4.580153 | 20 | PASS |
| | | | NV | -10 | -25000 | -4.770992 | 20 | PASS |
| | | | NV | 0 | -26000 | -4.961832 | 20 | PASS |
| | | | NV | 10 | -27000 | -5.152672 | 20 | PASS |
| | | | NV | 20 | -28000 | -5.343511 | 20 | PASS |
| | | | NV | 30 | -28000 | -5.343511 | 20 | PASS |
| | | | NV | 40 | -29000 | -5.534351 | 20 | PASS |
| | | | NV | 50 | -29000 | -5.534351 | 20 | PASS |
| 11N20SISO | Ant1 | 5180 | NV | -30 | -27000 | -5.212355 | 20 | PASS |
| | | | NV | -20 | -28000 | -5.405405 | 20 | PASS |
| | | | NV | -10 | -28000 | -5.405405 | 20 | PASS |
| | | | NV | 0 | -29000 | -5.598456 | 20 | PASS |
| | | | NV | 10 | -29000 | -5.598456 | 20 | PASS |

| | | | | | | | | |
|---|---|---|---|---|---|---|---|---|
| | | | NV | 20 | -29000 | -5.598456 | 20 | PASS |
| | | | NV | 30 | -30000 | -5.791506 | 20 | PASS |
| | | | NV | 40 | -30000 | -5.791506 | 20 | PASS |
| | | | NV | 50 | -30000 | -5.791506 | 20 | PASS |
| | | 5200 | NV | -30 | -27000 | -5.192308 | 20 | PASS |
| | | | NV | -20 | -28000 | -5.384615 | 20 | PASS |
| | | | NV | -10 | -28000 | -5.384615 | 20 | PASS |
| | | | NV | 0 | -29000 | -5.576923 | 20 | PASS |
| | | | NV | 10 | -29000 | -5.576923 | 20 | PASS |
| | | | NV | 20 | -29000 | -5.576923 | 20 | PASS |
| | | | NV | 30 | -29000 | -5.576923 | 20 | PASS |
| | | | NV | 40 | -29000 | -5.576923 | 20 | PASS |
| | | | NV | 50 | -29000 | -5.576923 | 20 | PASS |
| | | 5240 | NV | -30 | -26000 | -4.961832 | 20 | PASS |
| | | | NV | -20 | -27000 | -5.152672 | 20 | PASS |
| | | | NV | -10 | -27000 | -5.152672 | 20 | PASS |
| | | | NV | 0 | -28000 | -5.343511 | 20 | PASS |
| | | | NV | 10 | -28000 | -5.343511 | 20 | PASS |
| | | | NV | 20 | -29000 | -5.534351 | 20 | PASS |
| | | | NV | 30 | -29000 | -5.534351 | 20 | PASS |
| | | | NV | 40 | -29000 | -5.534351 | 20 | PASS |
| | | | NV | 50 | -29000 | -5.534351 | 20 | PASS |
| 11N40SISO | Ant1 | 5190 | NV | -30 | -28000 | -5.39499 | 20 | PASS |
| | | | NV | -20 | -28000 | -5.39499 | 20 | PASS |
| | | | NV | -10 | -28000 | -5.39499 | 20 | PASS |
| | | | NV | 0 | -29000 | -5.587669 | 20 | PASS |
| | | | NV | 10 | -29000 | -5.587669 | 20 | PASS |
| | | | NV | 20 | -29000 | -5.587669 | 20 | PASS |
| | | | NV | 30 | -29000 | -5.587669 | 20 | PASS |
| | | | NV | 40 | -29000 | -5.587669 | 20 | PASS |
| | | | NV | 50 | -29000 | -5.587669 | 20 | PASS |
| | | 5230 | NV | -30 | -5000 | -0.956023 | 20 | PASS |
| | | | NV | -20 | -5000 | -0.956023 | 20 | PASS |
| | | | NV | -10 | -5000 | -0.956023 | 20 | PASS |
| | | | NV | 0 | -5000 | -0.956023 | 20 | PASS |
| | | | NV | 10 | -5000 | -0.956023 | 20 | PASS |
| | | | NV | 20 | -6000 | -1.147228 | 20 | PASS |
| | | | NV | 30 | -5000 | -0.956023 | 20 | PASS |
| | | | NV | 40 | -6000 | -1.147228 | 20 | PASS |
| | | | NV | 50 | -6000 | -1.147228 | 20 | PASS |
| 11AC20SISO | Ant1 | 5180 | NV | -30 | -6000 | -1.158301 | 20 | PASS |
| | | | NV | -20 | -6000 | -1.158301 | 20 | PASS |
| | | | NV | -10 | -6000 | -1.158301 | 20 | PASS |

| | | | | | | | | |
|---|---|---|---|---|---|---|---|---|
| | | | NV | 0 | -6000 | -1.158301 | 20 | PASS |
| | | | NV | 10 | -7000 | -1.351351 | 20 | PASS |
| | | | NV | 20 | -7000 | -1.351351 | 20 | PASS |
| | | | NV | 30 | -7000 | -1.351351 | 20 | PASS |
| | | | NV | 40 | -7000 | -1.351351 | 20 | PASS |
| | | | NV | 50 | -7000 | -1.351351 | 20 | PASS |
| | | 5200 | NV | -30 | -7000 | -1.346154 | 20 | PASS |
| | | | NV | -20 | -7000 | -1.346154 | 20 | PASS |
| | | | NV | -10 | -7000 | -1.346154 | 20 | PASS |
| | | | NV | 0 | -7000 | -1.346154 | 20 | PASS |
| | | | NV | 10 | -7000 | -1.346154 | 20 | PASS |
| | | | NV | 20 | -7000 | -1.346154 | 20 | PASS |
| | | | NV | 30 | -7000 | -1.346154 | 20 | PASS |
| | | | NV | 40 | -7000 | -1.346154 | 20 | PASS |
| | | | NV | 50 | -8000 | -1.538462 | 20 | PASS |
| | | 5240 | NV | -30 | -8000 | -1.526718 | 20 | PASS |
| | | | NV | -20 | -8000 | -1.526718 | 20 | PASS |
| | | | NV | -10 | -8000 | -1.526718 | 20 | PASS |
| | | | NV | 0 | -8000 | -1.526718 | 20 | PASS |
| | | | NV | 10 | -8000 | -1.526718 | 20 | PASS |
| | | | NV | 20 | -8000 | -1.526718 | 20 | PASS |
| | | | NV | 30 | -8000 | -1.526718 | 20 | PASS |
| | | | NV | 40 | -8000 | -1.526718 | 20 | PASS |
| | | | NV | 50 | -8000 | -1.526718 | 20 | PASS |
| 11AC40S ISO | Ant1 | 5190 | NV | -30 | -8000 | -1.541426 | 20 | PASS |
| | | | NV | -20 | -8000 | -1.541426 | 20 | PASS |
| | | | NV | -10 | -8000 | -1.541426 | 20 | PASS |
| | | | NV | 0 | -8000 | -1.541426 | 20 | PASS |
| | | | NV | 10 | -8000 | -1.541426 | 20 | PASS |
| | | | NV | 20 | -8000 | -1.541426 | 20 | PASS |
| | | | NV | 30 | -8000 | -1.541426 | 20 | PASS |
| | | | NV | 40 | -8000 | -1.541426 | 20 | PASS |
| | | | NV | 50 | -8000 | -1.541426 | 20 | PASS |
| | | 5230 | NV | -30 | -8000 | -1.529637 | 20 | PASS |
| | | | NV | -20 | -8000 | -1.529637 | 20 | PASS |
| | | | NV | -10 | -8000 | -1.529637 | 20 | PASS |
| | | | NV | 0 | -8000 | -1.529637 | 20 | PASS |
| | | | NV | 10 | -8000 | -1.529637 | 20 | PASS |
| | | | NV | 20 | -8000 | -1.529637 | 20 | PASS |
| | | | NV | 30 | -8000 | -1.529637 | 20 | PASS |
| | | | NV | 40 | -8000 | -1.529637 | 20 | PASS |
| | | | NV | 50 | -8000 | -1.529637 | 20 | PASS |
| 11AC80S | Ant1 | 5210 | NV | -30 | -29000 | -5.566219 | 20 | PASS |

| | | | | | | | | |
|---|---|---|---|---|---|---|---|---|
| ISO | | | NV | -20 | -29000 | -5.566219 | 20 | PASS |
| | | | NV | -10 | -29000 | -5.566219 | 20 | PASS |
| | | | NV | 0 | -29000 | -5.566219 | 20 | PASS |
| | | | NV | 10 | -29000 | -5.566219 | 20 | PASS |
| | | | NV | 20 | -29000 | -5.566219 | 20 | PASS |
| | | | NV | 30 | -29000 | -5.566219 | 20 | PASS |
| | | | NV | 40 | -29000 | -5.566219 | 20 | PASS |
| | | | NV | 50 | -29000 | -5.566219 | 20 | PASS |

# D.6 Duty Cycle

## Test Result

| TestMode | Antenna | Channel | Transmission Duration [ms] | Transmission Period [ms] | Duty Cycle [%] | Limit | Verdict |
|---|---|---|---|---|---|---|---|
| 11A | Ant1 | 5180 | 30.00 | 30.00 | 100.00 | --- | PASS |
| | | 5200 | 30.00 | 30.00 | 100.00 | --- | PASS |
| | | 5240 | 30.00 | 30.00 | 100.00 | --- | PASS |
| 11N20SISO | Ant1 | 5180 | 30.00 | 30.00 | 100.00 | --- | PASS |
| | | 5200 | 30.00 | 30.00 | 100.00 | --- | PASS |
| | | 5240 | 30.00 | 30.00 | 100.00 | --- | PASS |
| 11N40SISO | Ant1 | 5190 | 30.00 | 30.00 | 100.00 | --- | PASS |
| | | 5230 | 30.00 | 30.00 | 100.00 | --- | PASS |
| 11AC20SISO | Ant1 | 5180 | 30.00 | 30.00 | 100.00 | --- | PASS |
| | | 5200 | 30.00 | 30.00 | 100.00 | --- | PASS |
| | | 5240 | 30.00 | 30.00 | 100.00 | --- | PASS |
| 11AC40SISO | Ant1 | 5190 | 30.00 | 30.00 | 100.00 | --- | PASS |
| | | 5230 | 30.00 | 30.00 | 100.00 | --- | PASS |
| 11AC80SISO | Ant1 | 5210 | 30.00 | 30.00 | 100.00 | --- | PASS |

## Test Graphs

11A_Ant1_5180

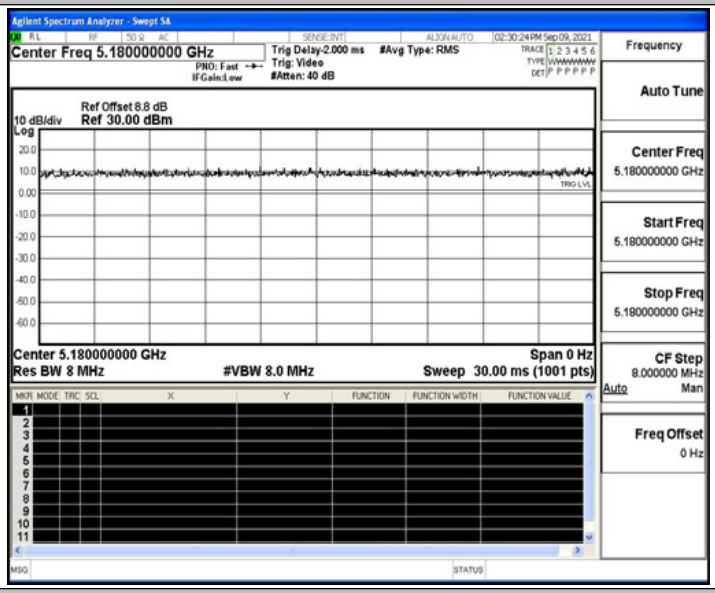


11A_Ant1_5200

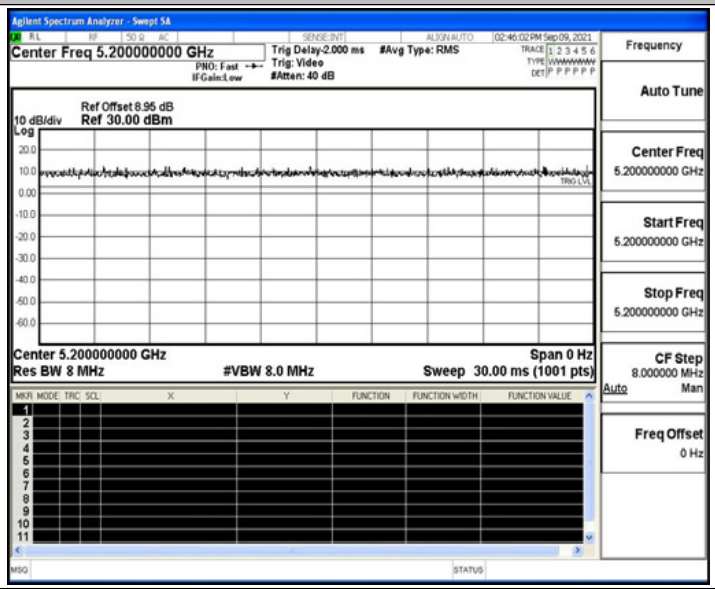


11A_Ant1_5240

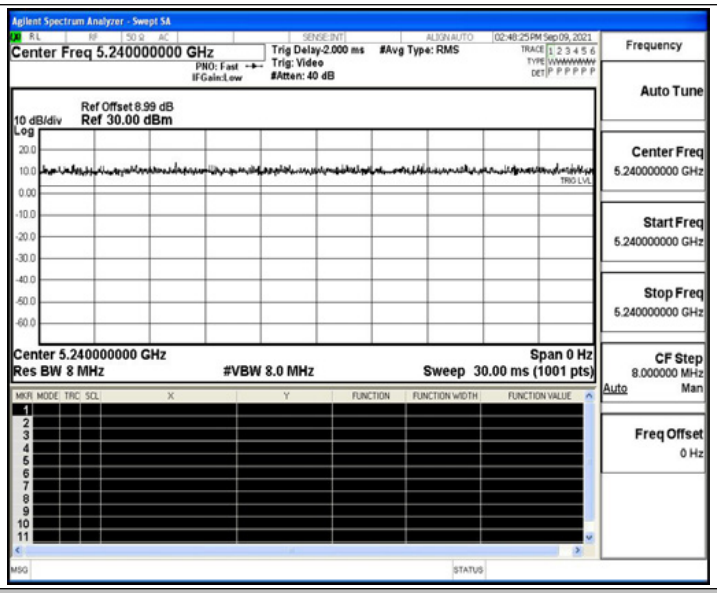


11N20SISO_Ant1_5180

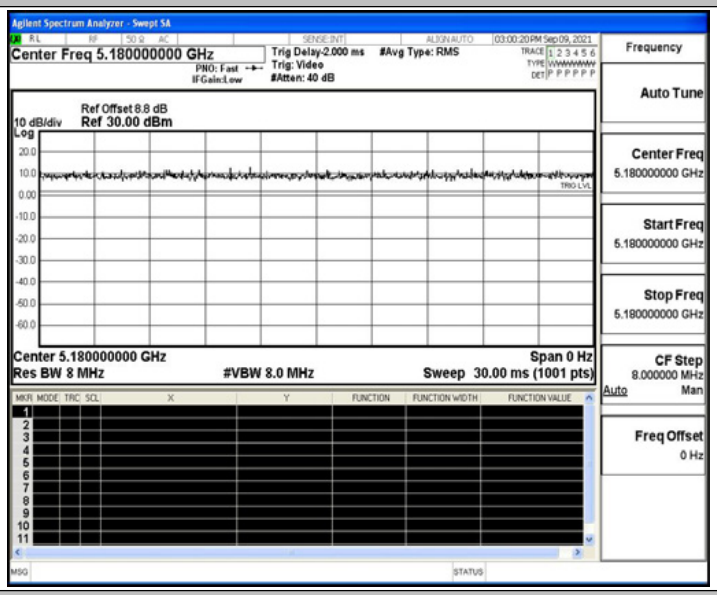


11N20SISO_Ant1_5200

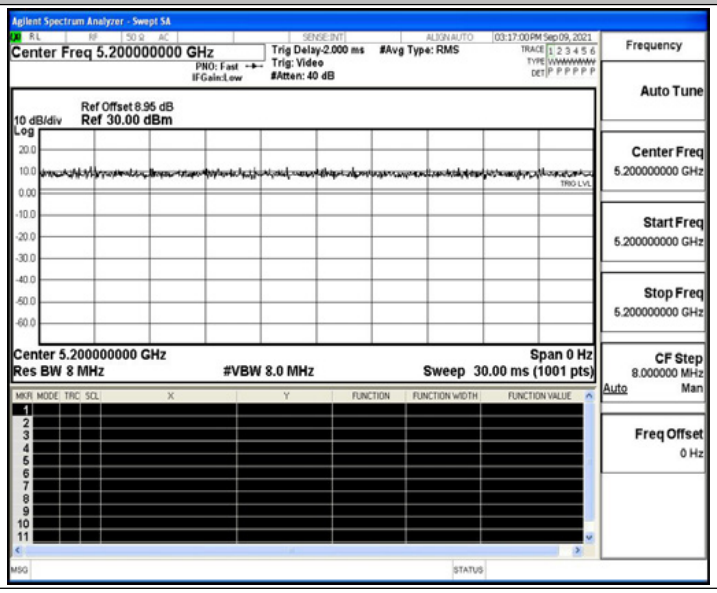

11N20SISO_Ant1_5240

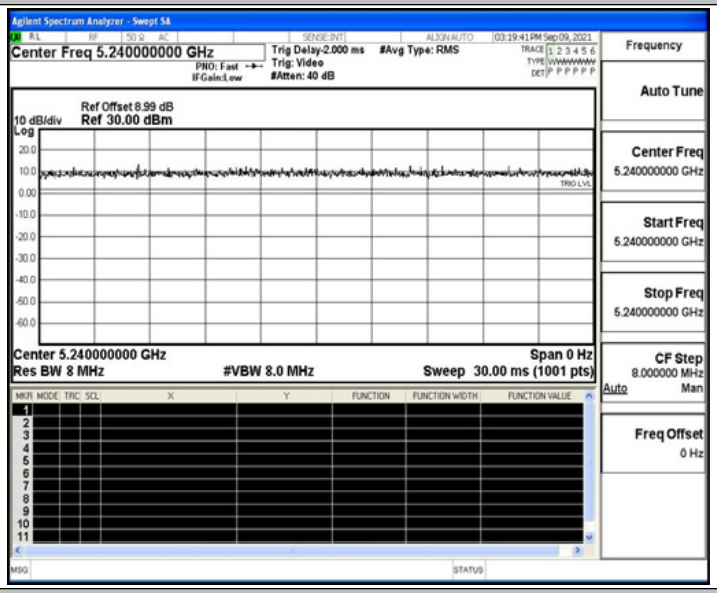


11N40SISO_Ant1_5190

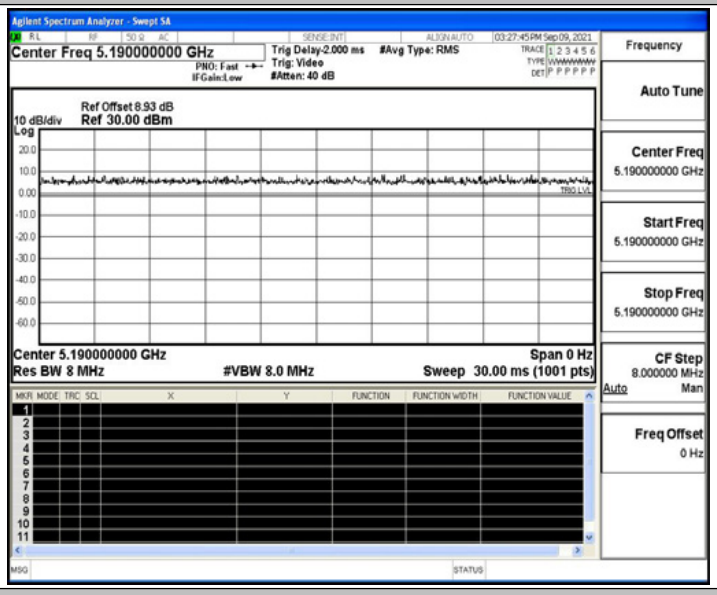


11N40SISO_Ant1_5230

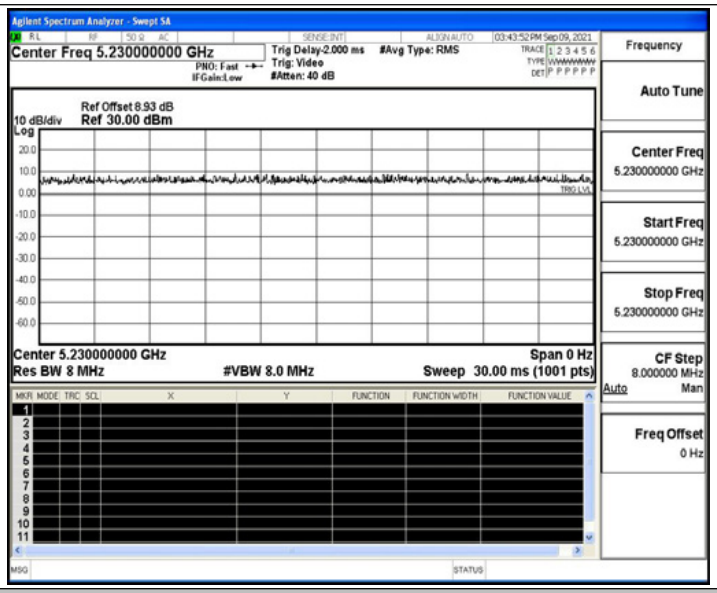


11AC20SISO_Ant1_5180

11AC20SISO_Ant1_5200

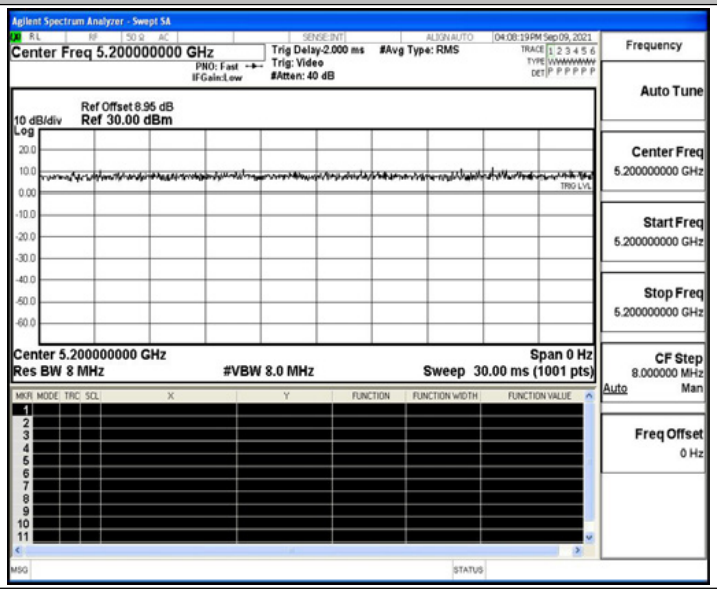

11AC20SISO_Ant1_5240

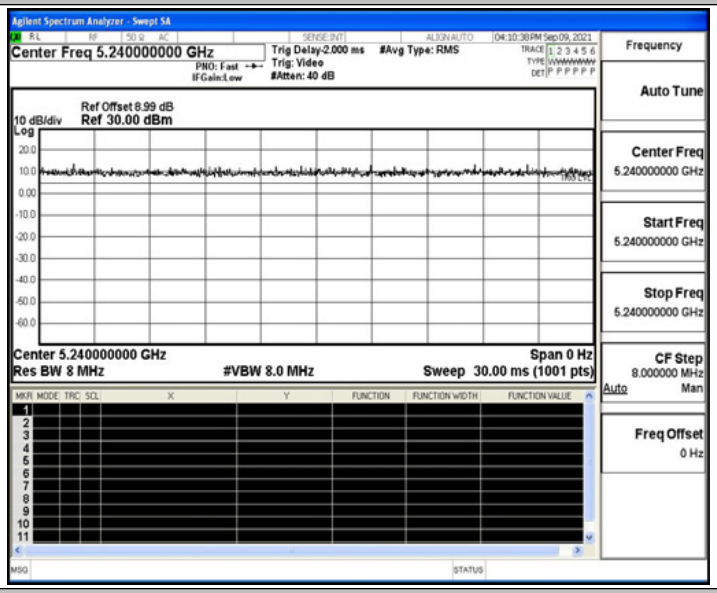


11AC40SISO_Ant1_5190

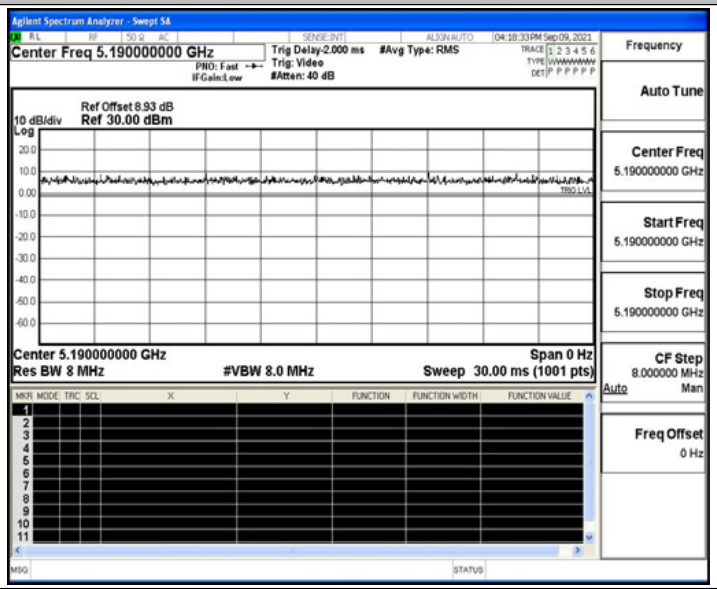


11AC40SISO_Ant1_5230

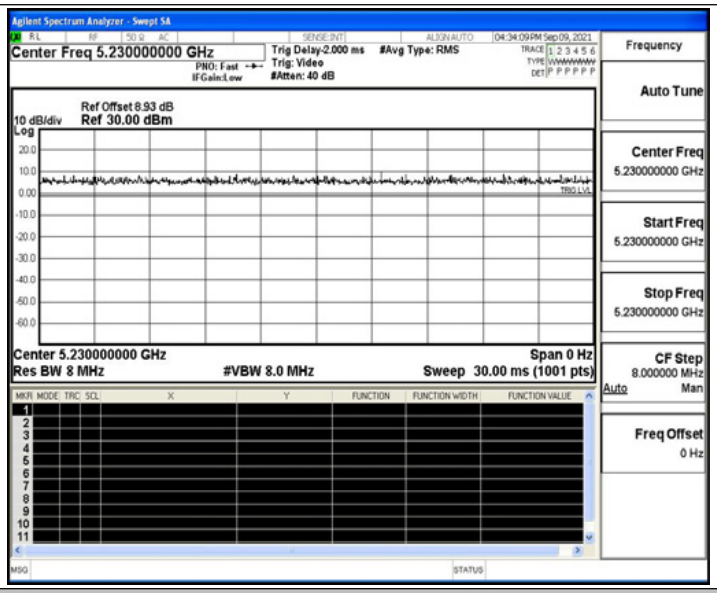

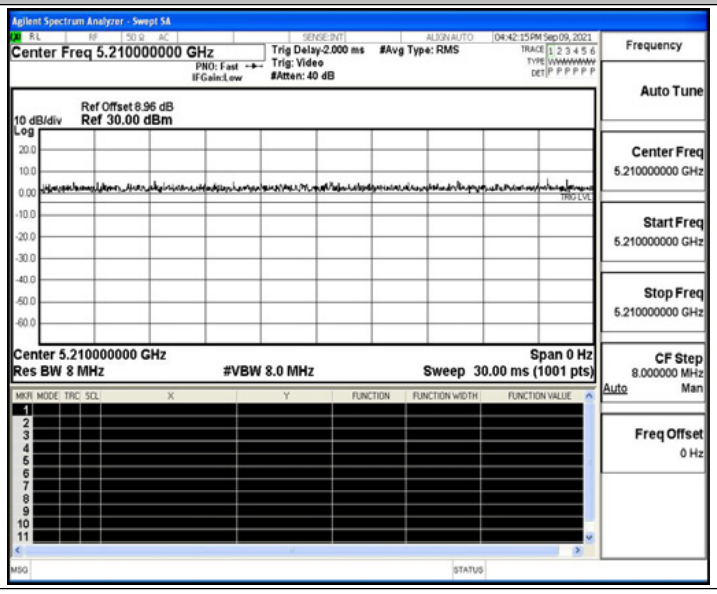
11AC80SISO_Ant1_5210