Appendix P

RF Test Data for 5.3G WIFI (Conducted Measurement)

Product Name: Rugged Handheld Computer

Test Model: EA520

Environmental Conditions

Temperature:	21.2° C
Relative Humidity:	52.1%
ATM Pressure:	100.0 kPa
Test Engineer:	Kay Hu
Supervised by:	Li Huan

Appendix P.1 Duty Cycle

Test Result

TestMode	Antenna	Channel	Transmission Duration [ms]	Transmission Period [ms]	Duty Cycle [%]	Limit	Verdict
11A	Ant1	5260	1.36	1.87	72.73	---	PASS
		5280	1.36	1.86	73.12	---	PASS
		5320	1.36	1.87	72.73	---	PASS
		5500	1.36	1.87	72.73	---	PASS
		5580	1.36	1.86	73.12	---	PASS
		5700	1.36	1.86	73.12	---	PASS
11N20SISO	Ant1	5260	1.27	1.78	71.35	---	PASS
		5280	1.27	1.78	71.35	---	PASS
		5320	1.27	1.78	71.35	---	PASS
		5500	1.27	1.77	71.75	---	PASS
		5580	1.27	1.78	71.35	---	PASS
		5700	1.27	1.78	71.35	---	PASS
11N40SISO	Ant1	5270	0.63	1.14	55.26	---	PASS
		5310	0.63	1.13	55.75	---	PASS
		5510	0.63	1.14	55.26	---	PASS
		5550	0.63	1.14	55.26	---	PASS
		5670	0.63	1.14	55.26	---	PASS
11AC20SISO	Ant1	5260	1.27	1.77	71.75	---	PASS
		5280	1.27	1.78	71.35	---	PASS
		5320	1.27	1.77	71.75	---	PASS
		5500	1.27	1.78	71.35	---	PASS
		5580	1.27	1.77	71.75	---	PASS
		5700	1.27	1.78	71.35	---	PASS
11AC40SISO	Ant1	5270	0.63	1.14	55.26	---	PASS
		5310	0.63	1.14	55.26	---	PASS
		5510	0.63	1.14	55.26	---	PASS
		5550	0.63	1.14	55.26	---	PASS
		5670	0.63	1.14	55.26	---	PASS
11AC80SISO	Ant1	5290	0.31	0.82	37.80	---	PASS
		5530	0.31	0.82	37.80	---	PASS
		5610	0.31	0.82	37.80	---	PASS

Test Graphs

11A_Ant1_5260

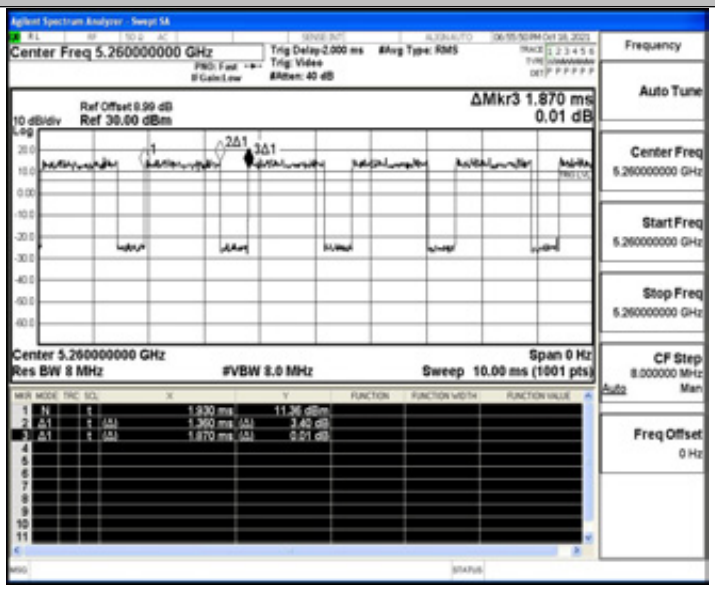

11A_Ant1_5280

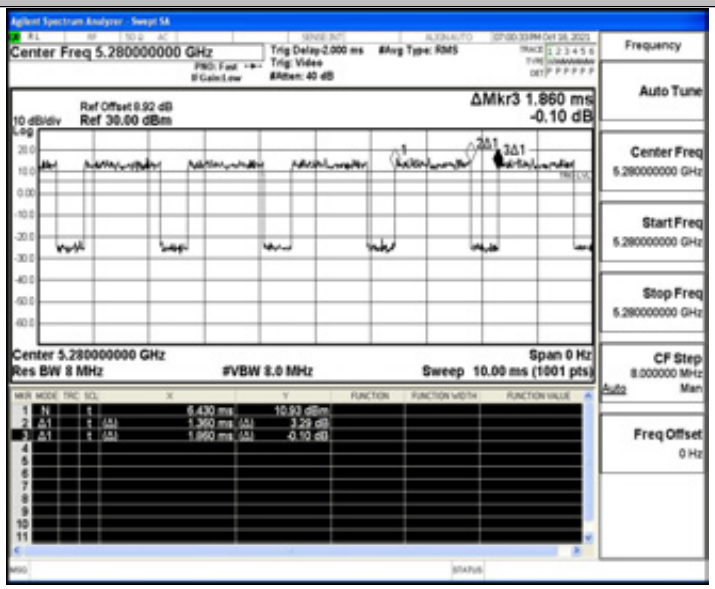

11A_Ant1_5320

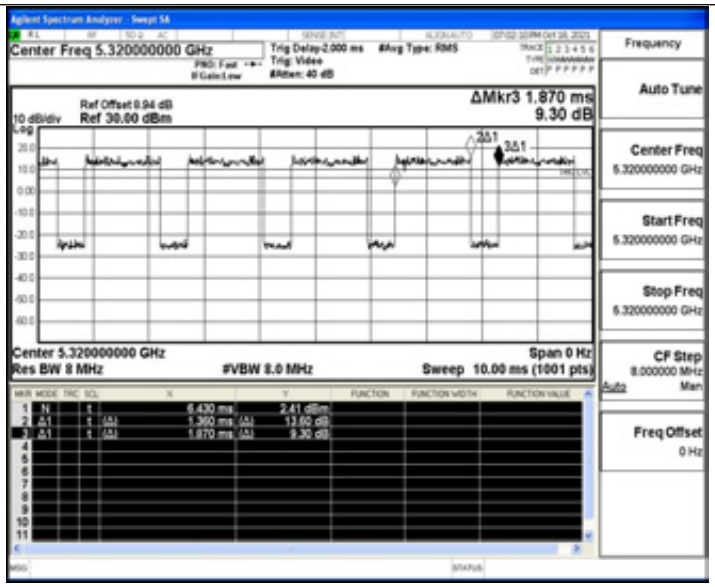

11A_Ant1_5500

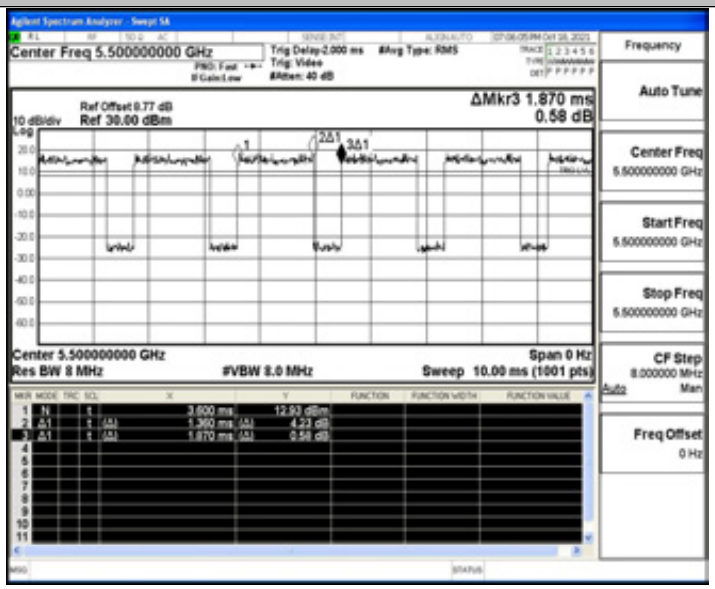

11A_Ant1_5580

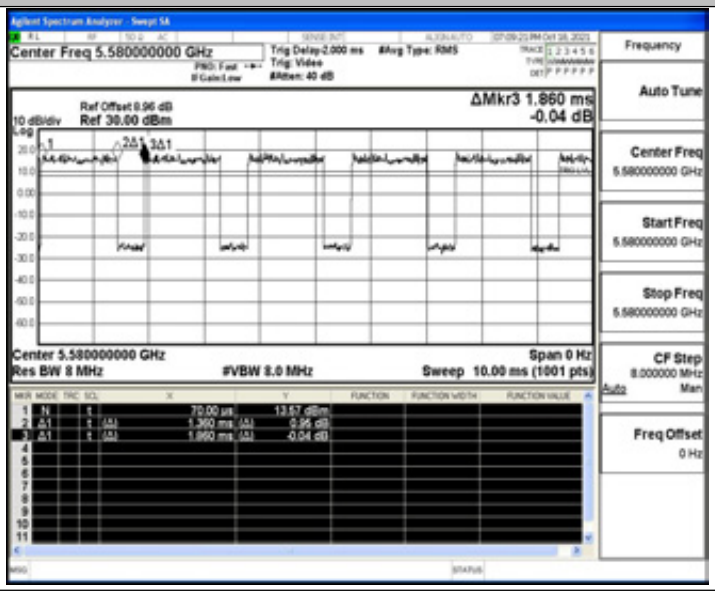

11A_Ant1_5700

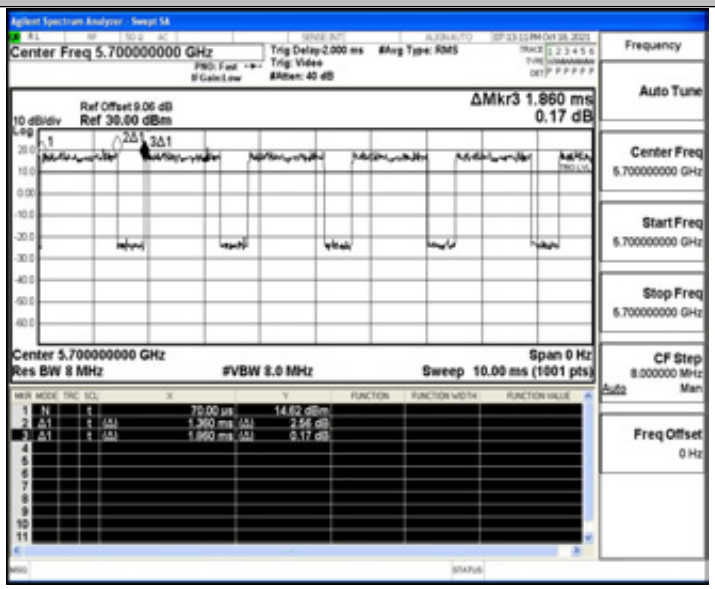

11N20SISO_Ant1_5260

11N20SISO_Ant1_5280

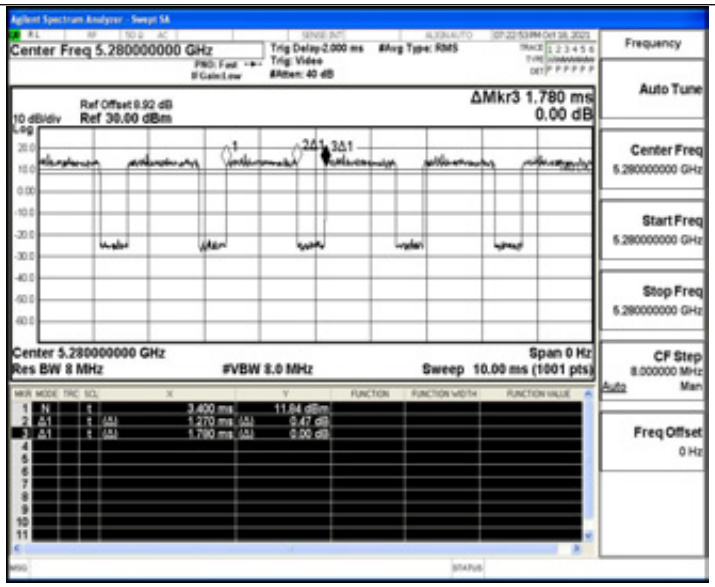

11N20SISO_Ant1_5320

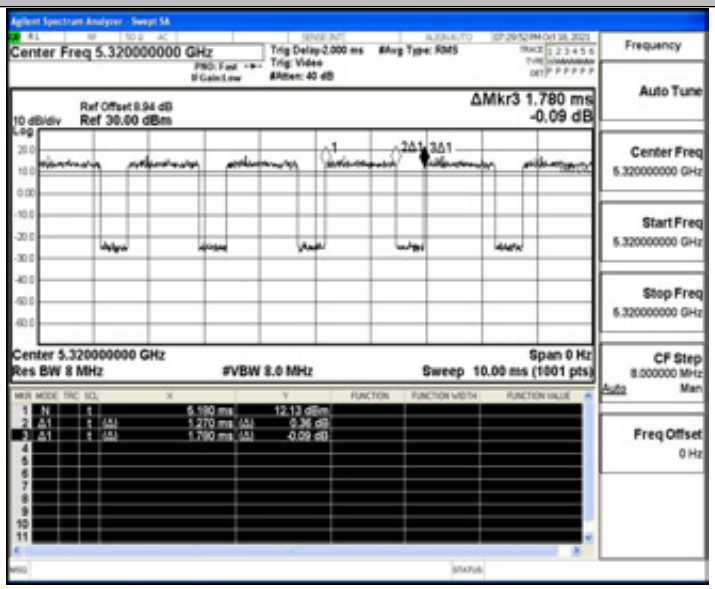

11N20SISO_Ant1_5500

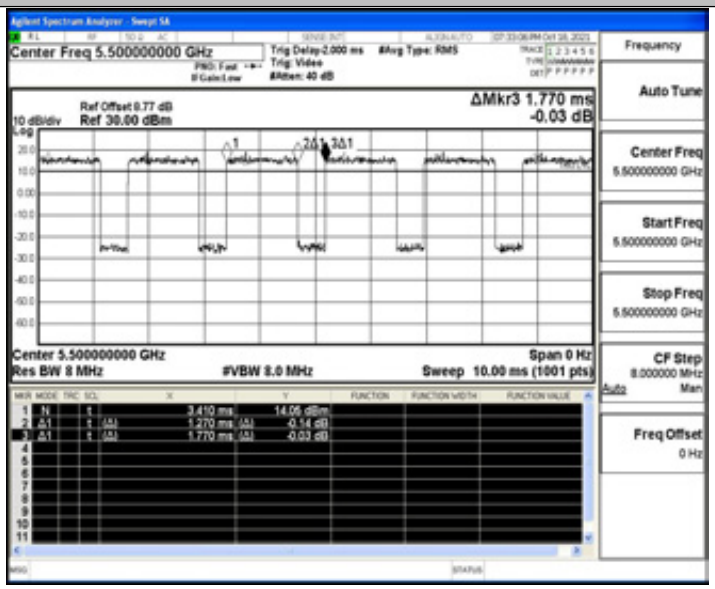

11N20SISO_Ant1_5580

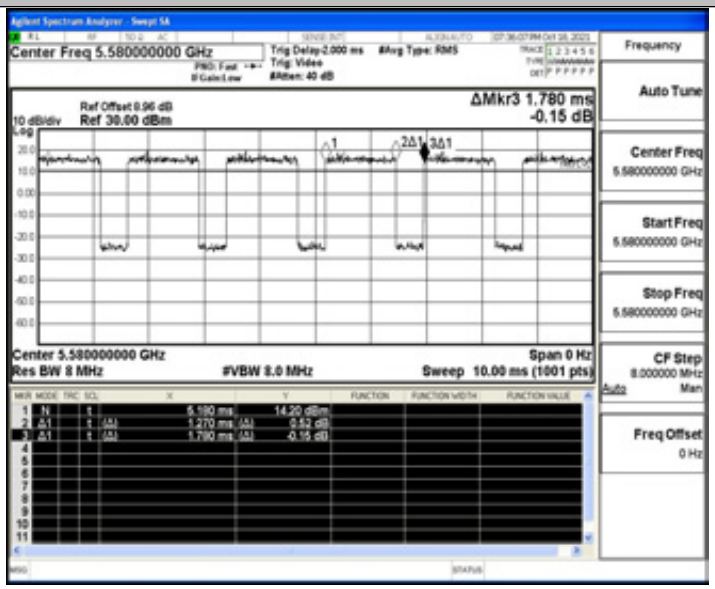

11N20SISO_Ant1_5700

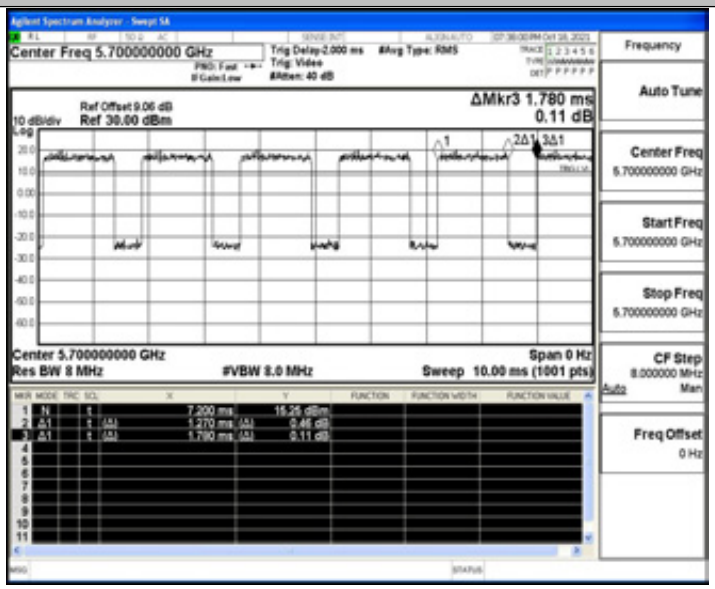

11N40SISO_Ant1_5270

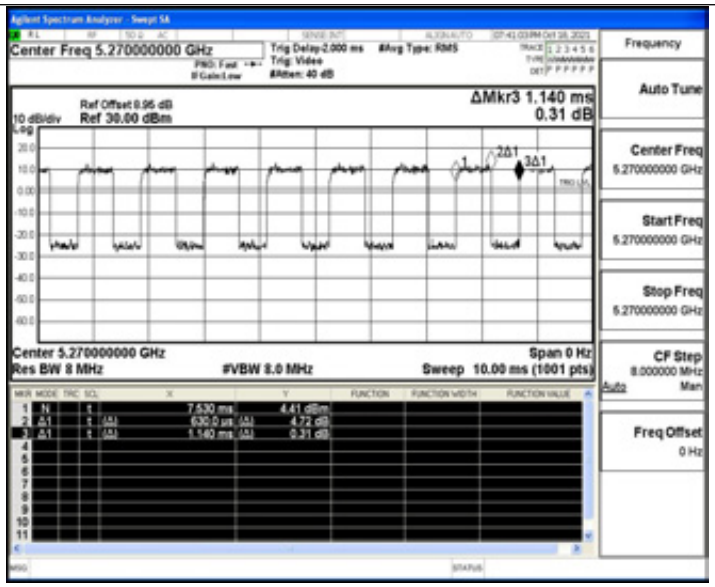

11N40SISO_Ant1_5310

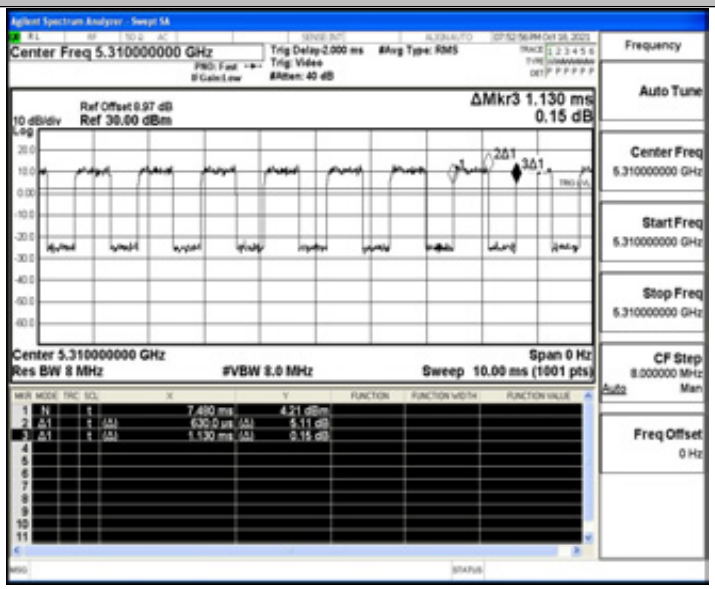

11N40SISO_Ant1_5510

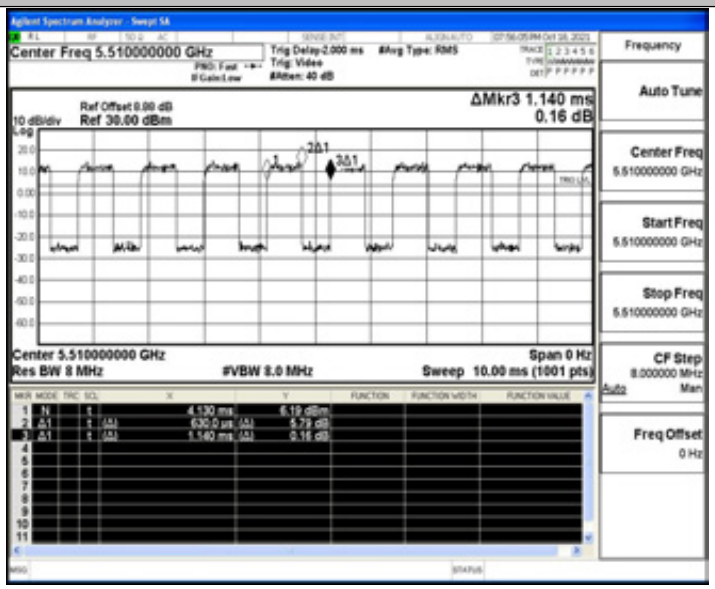

11N40SISO_Ant1_5550

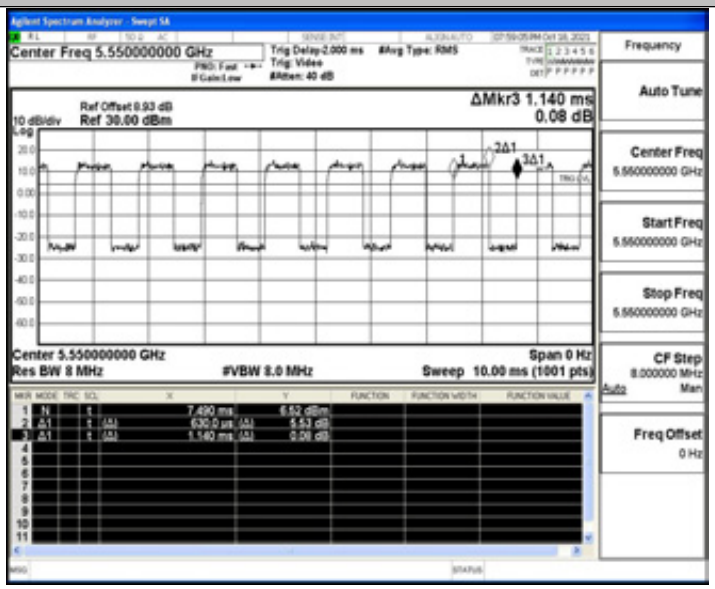

11N40SISO_Ant1_5670

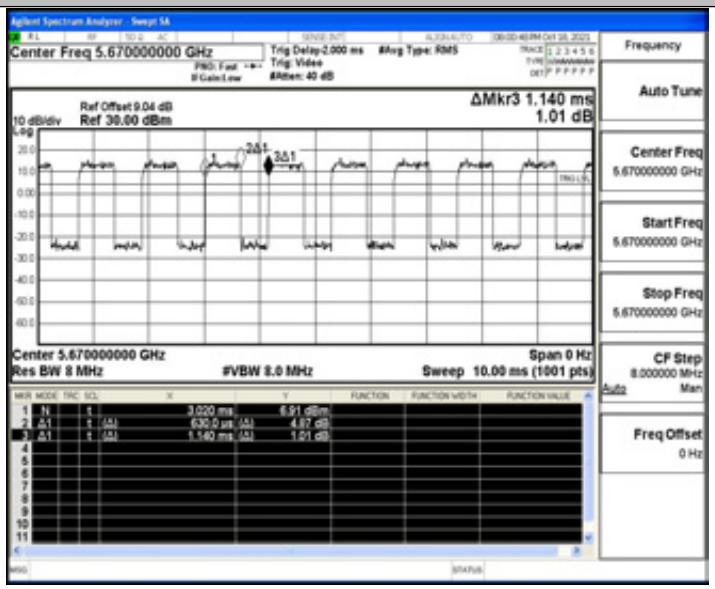

11AC20SISO_Ant1_5260

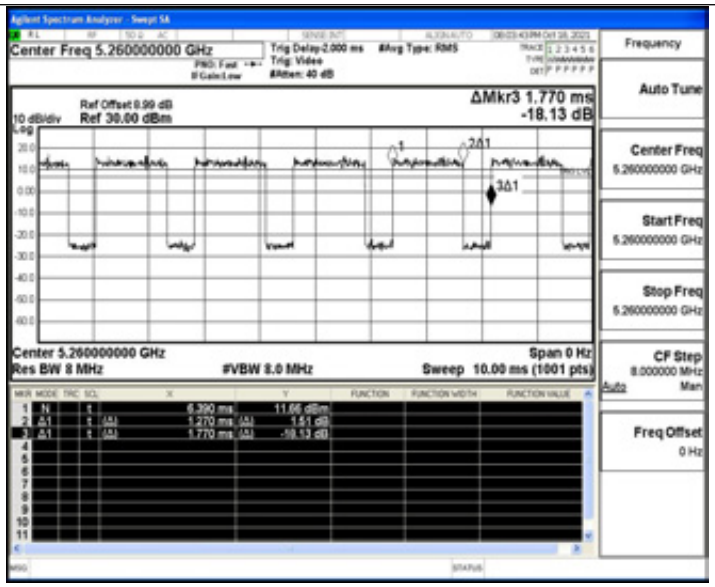

11AC20SISO_Ant1_5280

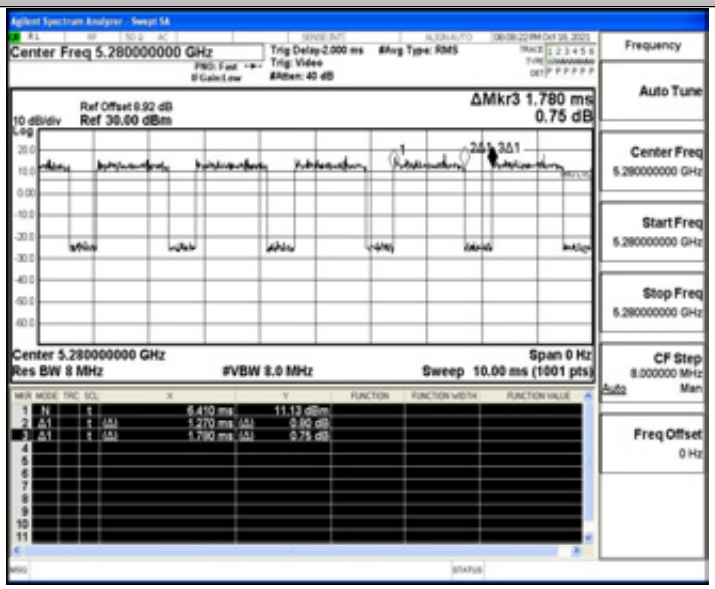

11AC20SISO_Ant1_5320

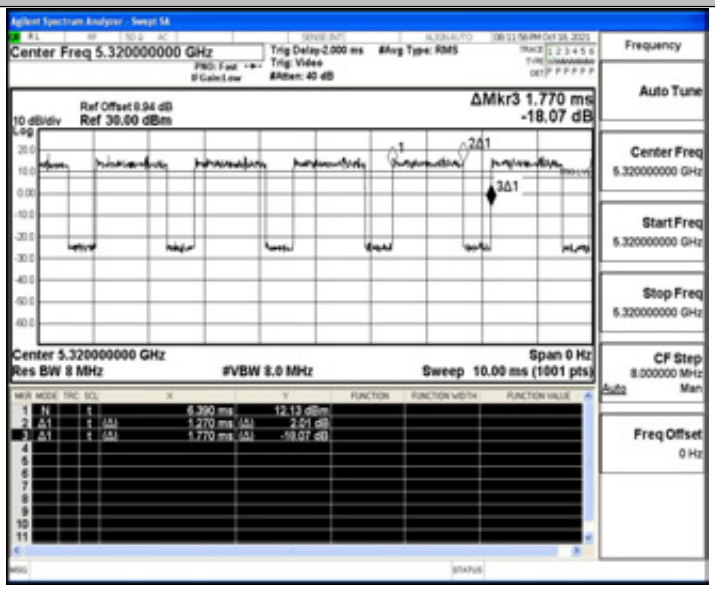

11AC20SISO_Ant1_5500

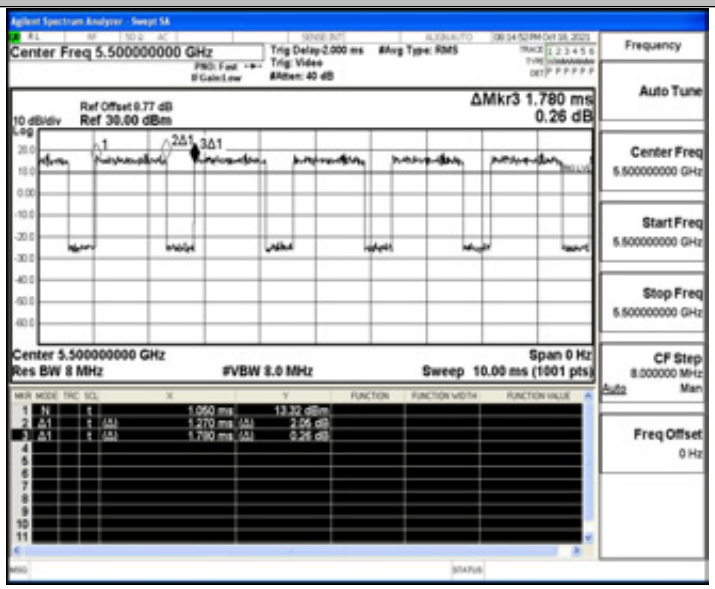

11AC20SISO_Ant1_5580

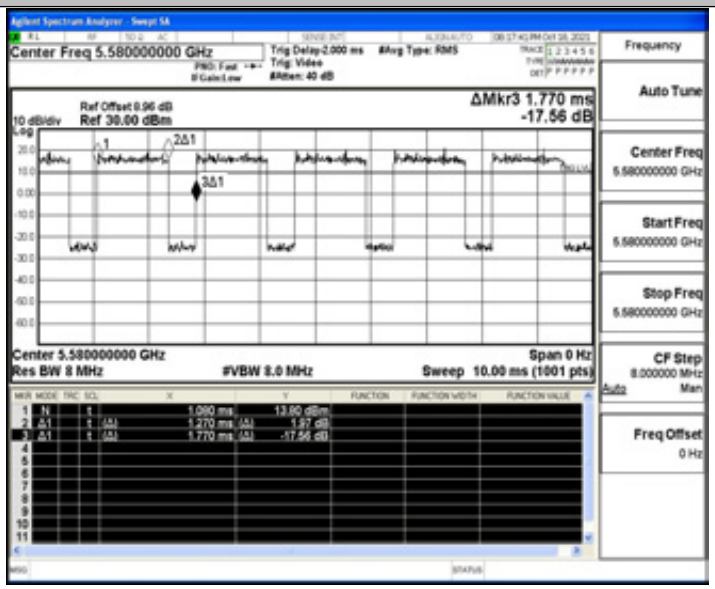

11AC20SISO_Ant1_5700

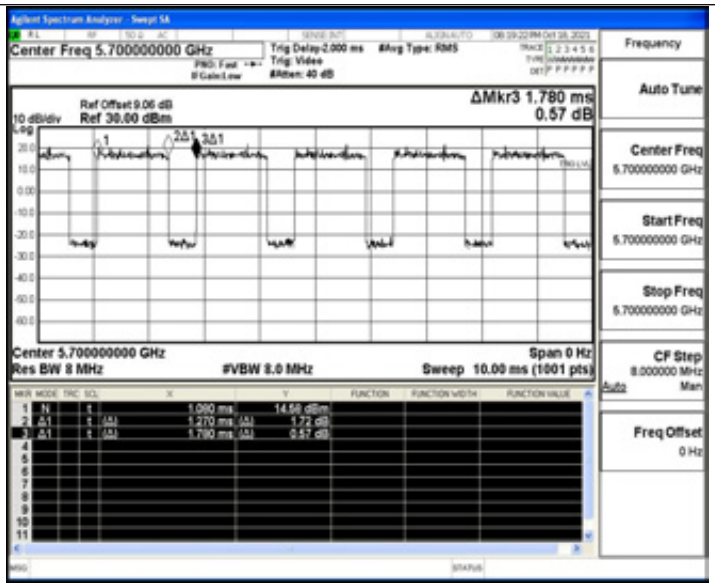

11AC40SISO_Ant1_5270

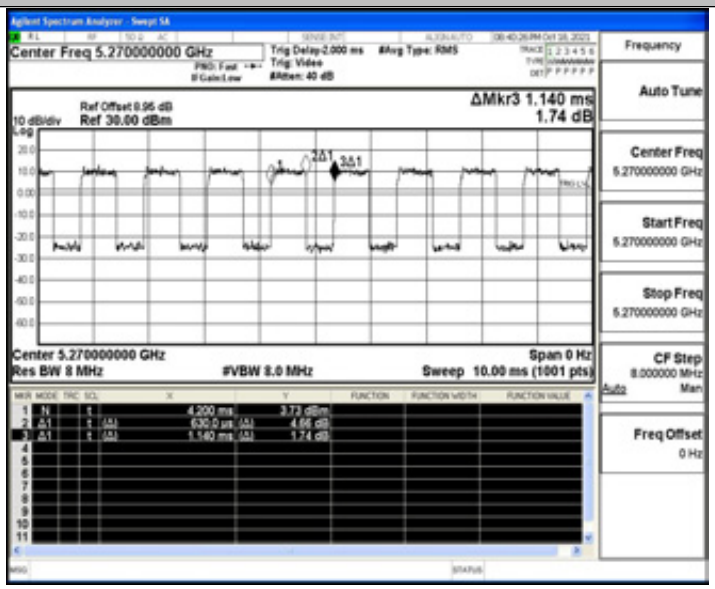

11AC40SISO_Ant1_5310

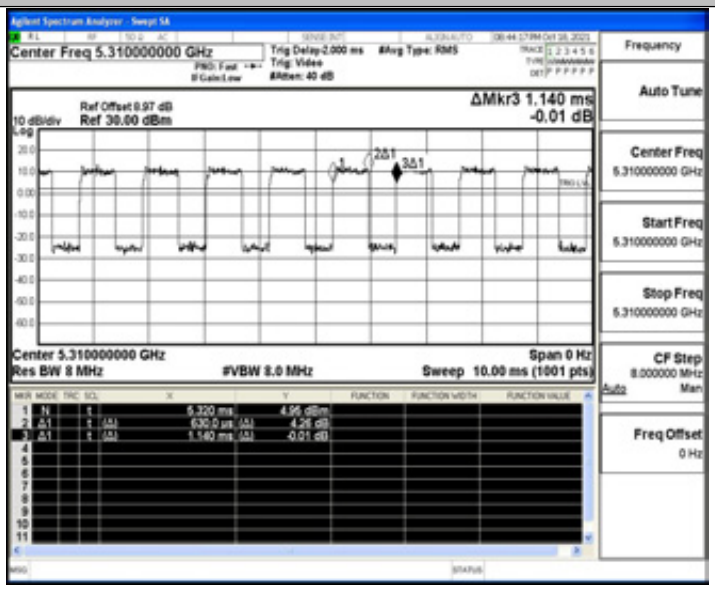

11AC40SISO_Ant1_5510

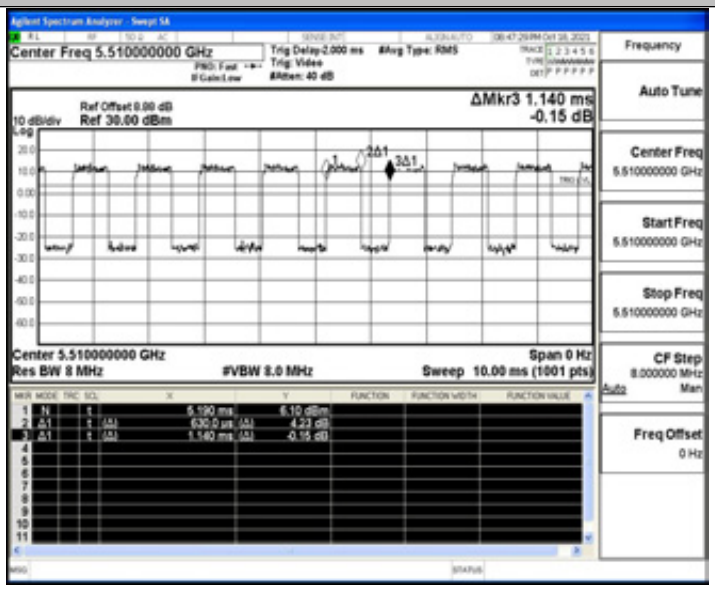

11AC40SISO_Ant1_5550

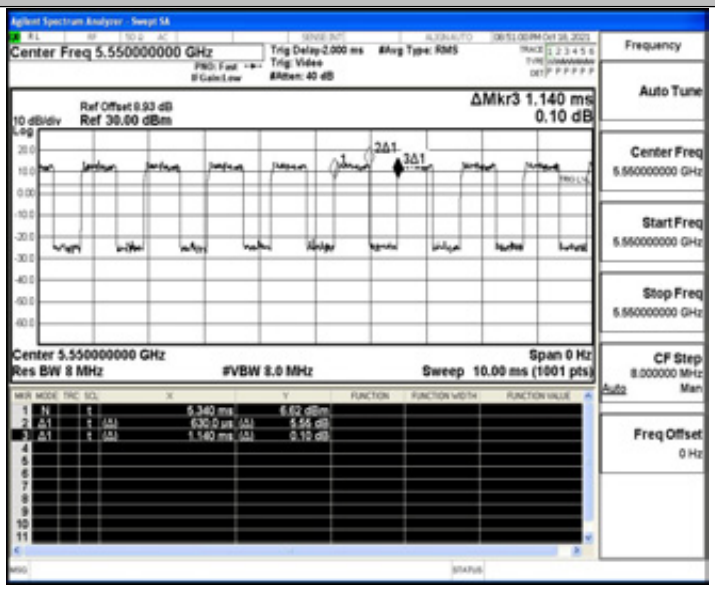

11AC40SISO_Ant1_5670

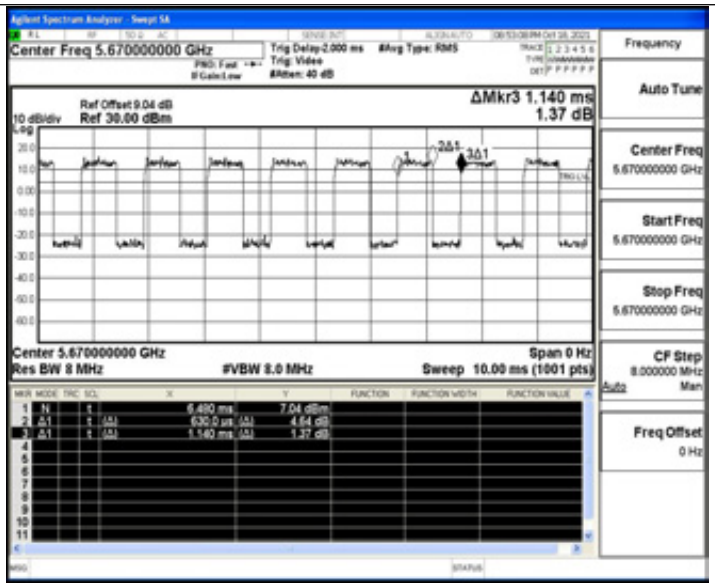

11AC80SISO_Ant1_5290

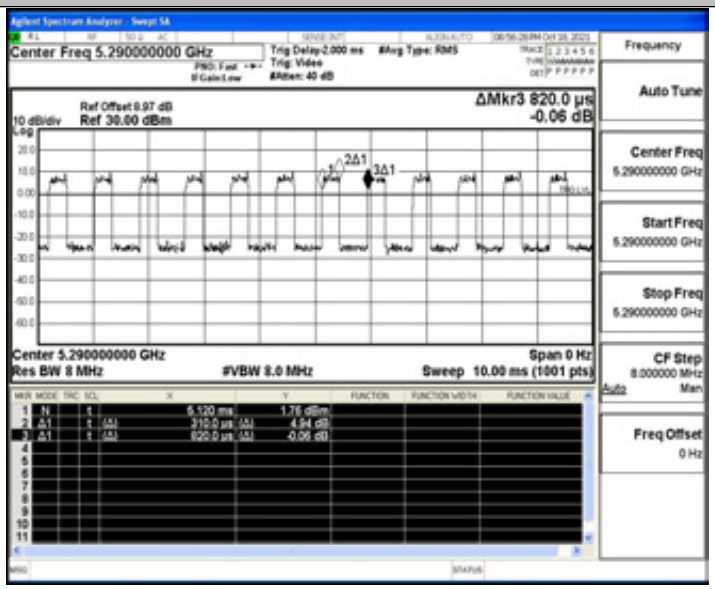

11AC80SISO_Ant1_5530

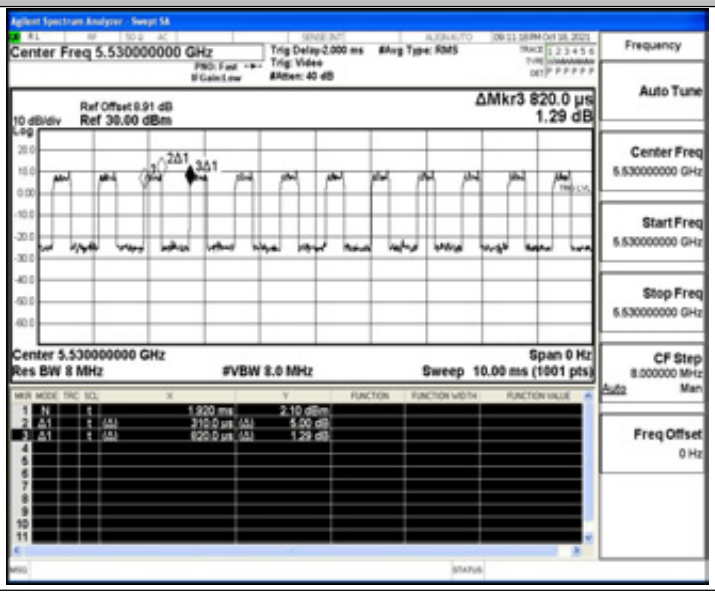

11AC80SISO_Ant1_5610
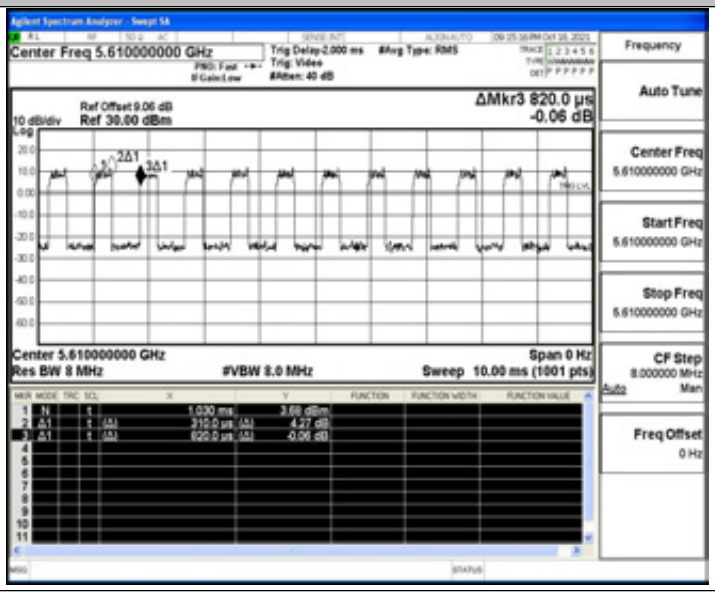

Appendix P.2 Maximum conducted output power

Test Result

TestMode	Antenna	Channel	Result[dBm]	Limit[dBm]	Verdict
11A	Ant1	5260	9.51	≤23.67	PASS
		5280	9.36	≤23.65	PASS
		5320	10.01	≤23.68	PASS
		5500	11.70	≤23.66	PASS
		5580	11.73	≤23.68	PASS
		5700	11.67	≤23.67	PASS
11N20SISO	Ant1	5260	9.39	≤23.88	PASS
		5280	9.35	≤23.88	PASS
		5320	9.71	≤23.90	PASS
		5500	11.48	≤23.88	PASS
		5580	11.99	≤23.88	PASS
		5700	11.15	≤23.91	PASS
11N40SISO	Ant1	5270	9.55	≤23.98	PASS
		5310	9.69	≤23.98	PASS
		5510	11.32	≤23.98	PASS
		5550	11.83	≤23.98	PASS
		5670	11.47	≤23.98	PASS
11AC20SISO	Ant1	5260	9.44	≤23.88	PASS
		5280	9.05	≤23.90	PASS
		5320	9.95	≤23.90	PASS
		5500	11.60	≤23.89	PASS
		5580	11.14	≤23.89	PASS
		5700	11.13	≤23.90	PASS
11AC40SISO	Ant1	5270	9.72	≤23.98	PASS
		5310	10.24	≤23.98	PASS
		5510	11.44	≤23.98	PASS
		5550	11.85	≤23.98	PASS
		5670	11.45	≤23.98	PASS
11AC80SISO	Ant1	5290	10.28	≤23.98	PASS
		5530	10.81	≤23.98	PASS
		5610	11.66	≤23.98	PASS

Note：The Duty Cycle Factor is compensated in the graph.

Appendix P.3 Maximum power spectral density

Test Result

TestMode	Antenna	Channel	Result [dBm/MHz]	Limit[dBm/MHz]	Verdict
11A	Ant1	5260	-1.46	≤11	PASS
		5280	-1.39	≤11	PASS
		5320	-1.03	≤11	PASS
		5500	1.01	≤11	PASS
		5580	0.77	≤11	PASS
		5700	1.76	≤11	PASS
11N20SISO	Ant1	5260	-1.79	≤11	PASS
		5280	-1.75	≤11	PASS
		5320	-1.94	≤11	PASS
		5500	0.53	≤11	PASS
		5580	0.74	≤11	PASS
		5700	2.04	≤11	PASS
11N40SISO	Ant1	5270	-4.6	≤11	PASS
		5310	-3.85	≤11	PASS
		5510	-2.19	≤11	PASS
		5550	-1.59	≤11	PASS
		5670	-1.57	≤11	PASS
11AC20SISO	Ant1	5260	-1.81	≤11	PASS
		5280	-2.19	≤11	PASS
		5320	-1.06	≤11	PASS
		5500	0.5	≤11	PASS
		5580	0.67	≤11	PASS
		5700	1.81	≤11	PASS
11AC40SISO	Ant1	5270	-4.03	≤11	PASS
		5310	-3.47	≤11	PASS
		5510	-2.12	≤11	PASS
		5550	-1.7	≤11	PASS
		5670	-1.15	≤11	PASS
11AC80SISO	Ant1	5290	-6.55	≤11	PASS
		5530	-5.86	≤11	PASS
		5610	-4.13	≤11	PASS

Note：1.The Result and Limit Unit is dBm/500 kHz in the band 5.725–5.85 GHz.
2.The Duty Cycle Factor and RBW Factor is compensated in the graph.

Test Graphs

11A_Ant1_5260

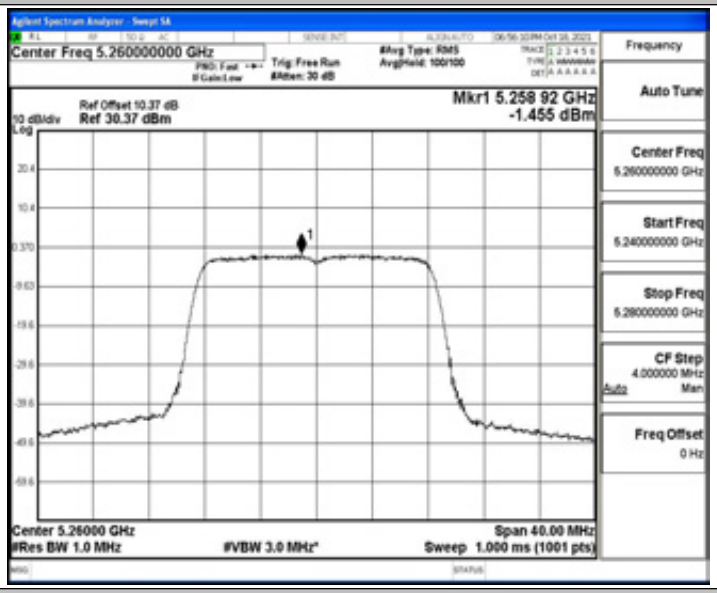

11A_Ant1_5280

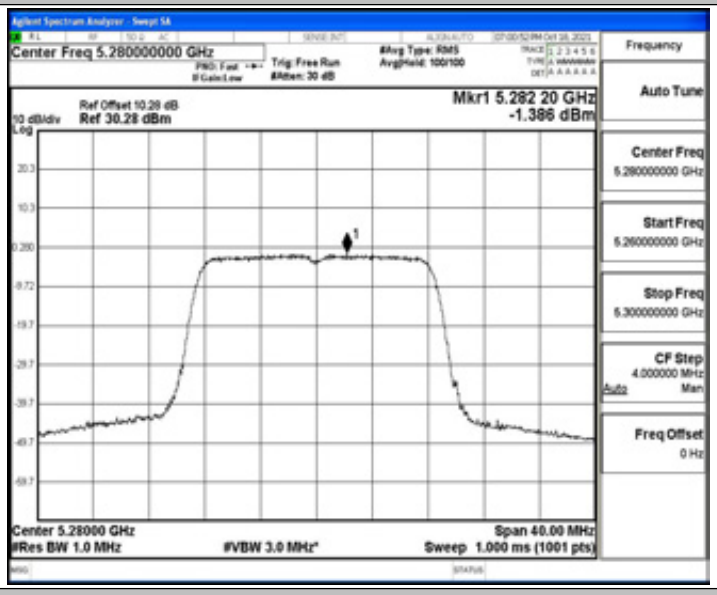

11A_Ant1_5320

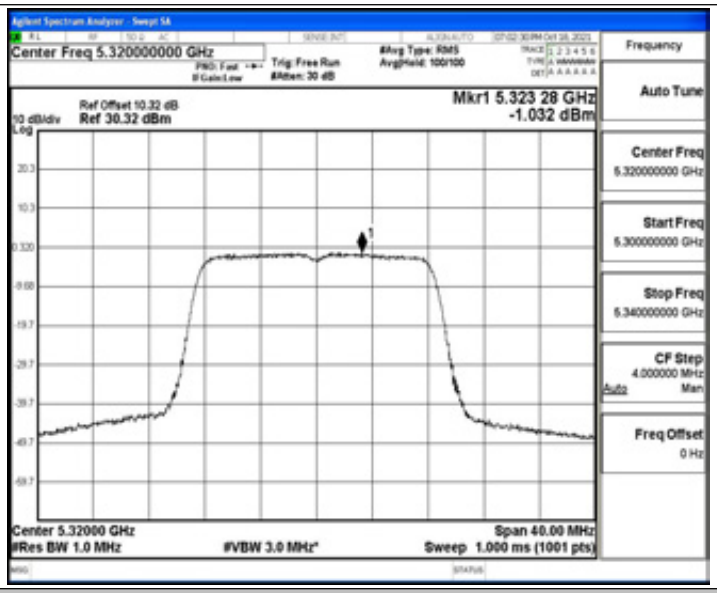

11A_Ant1_5500

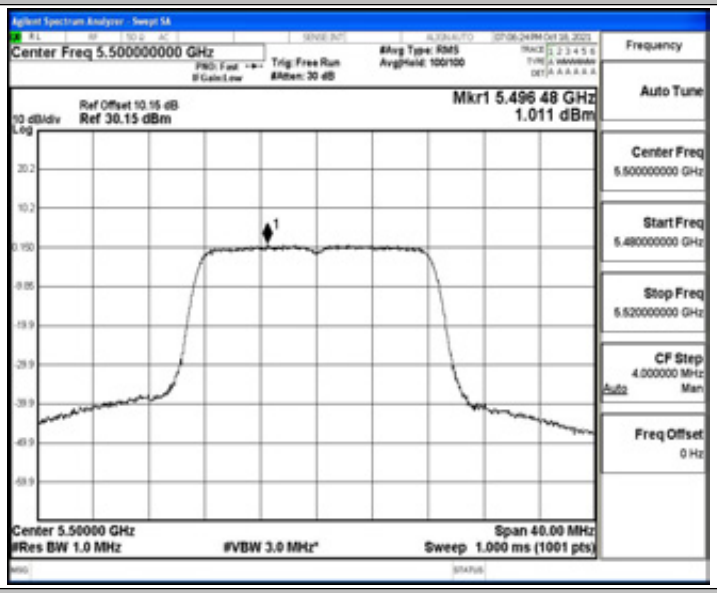

11A_Ant1_5580

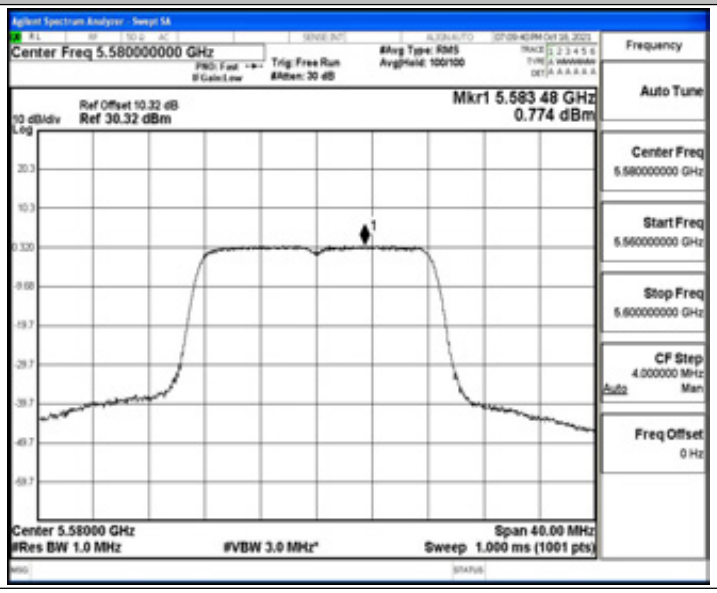

11A_Ant1_5700

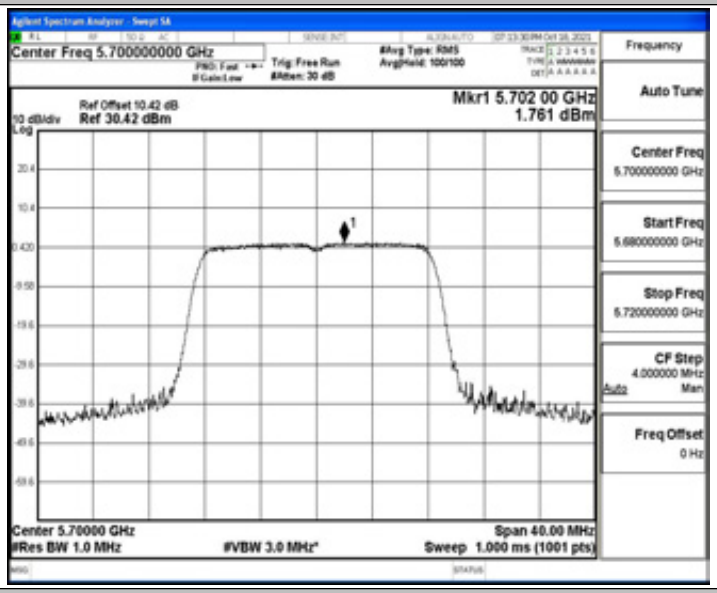

11N20SISO_Ant1_5260

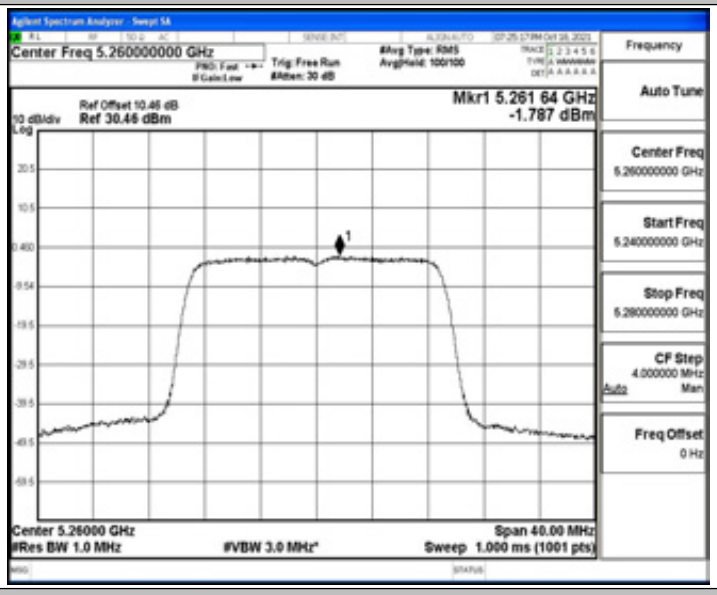

11N20SISO_Ant1_5280

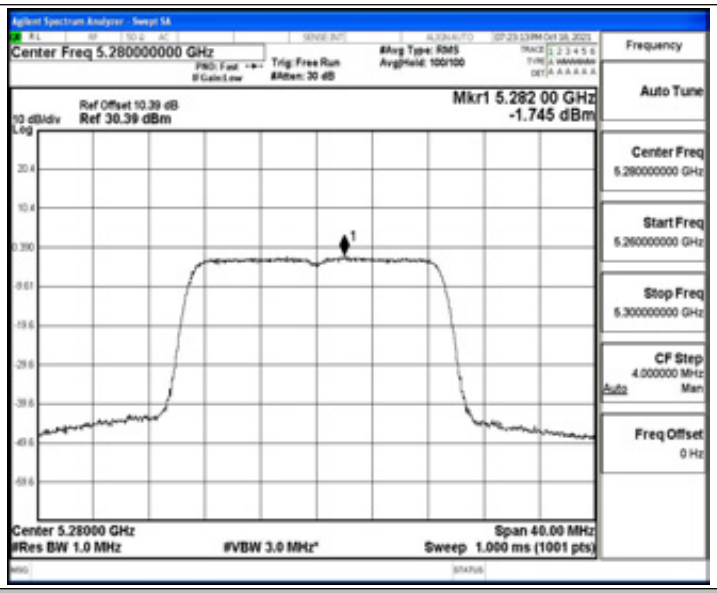

11N20SISO_Ant1_5320

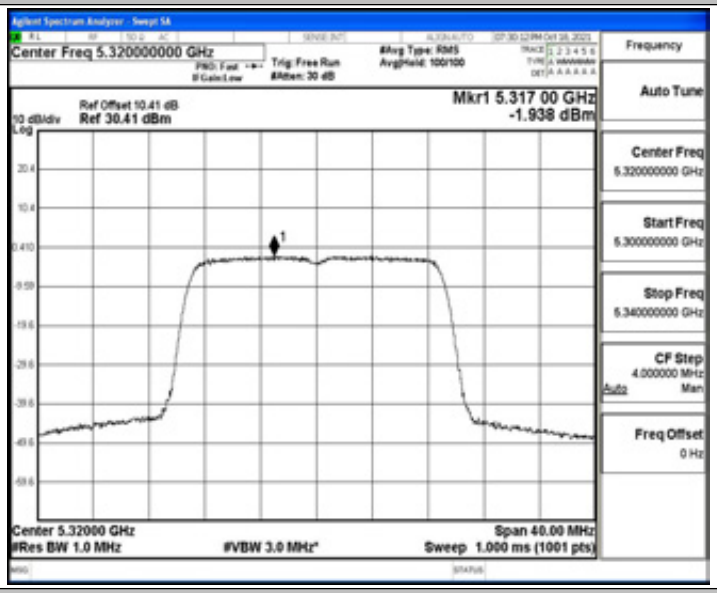

11N20SISO_Ant1_5500

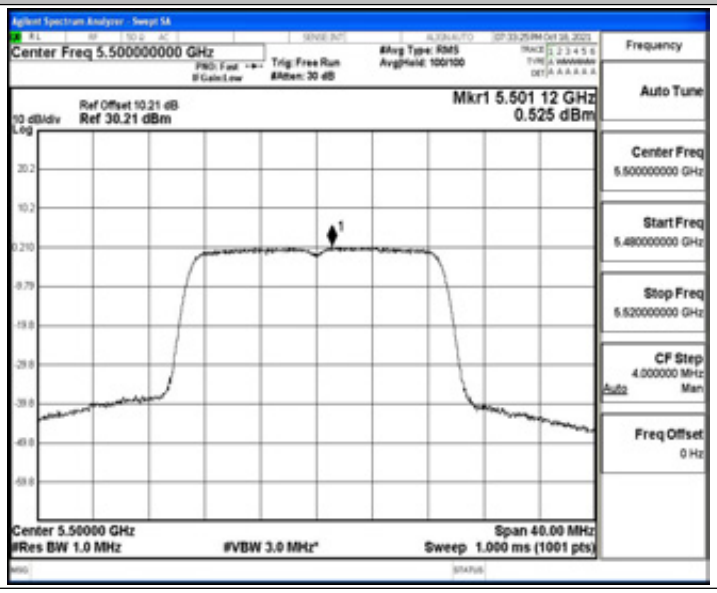

11N20SISO_Ant1_5580

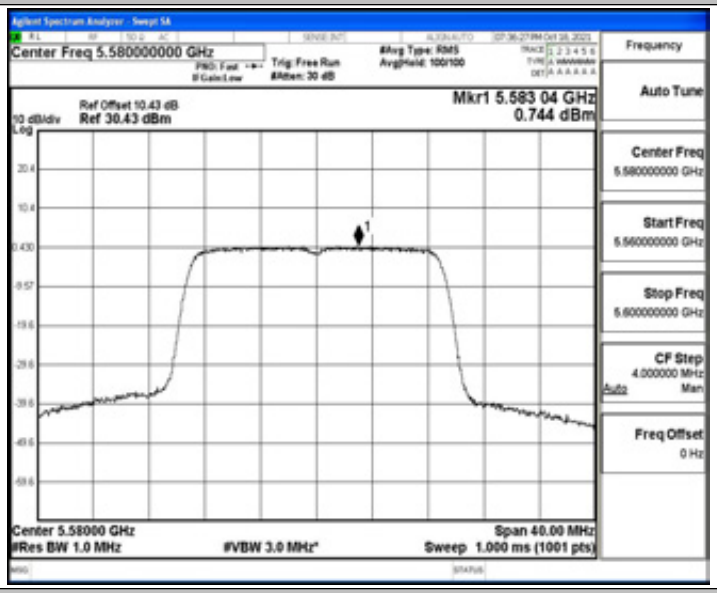

11N20SISO_Ant1_5700

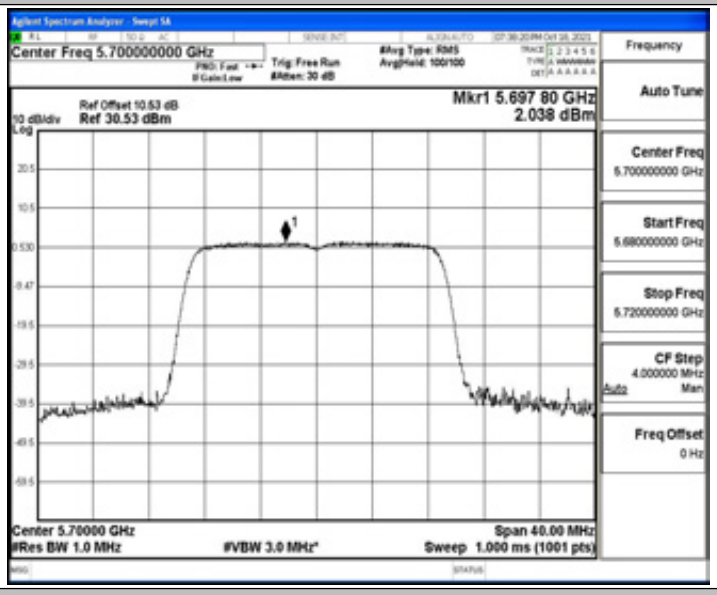

11N40SISO_Ant1_5270

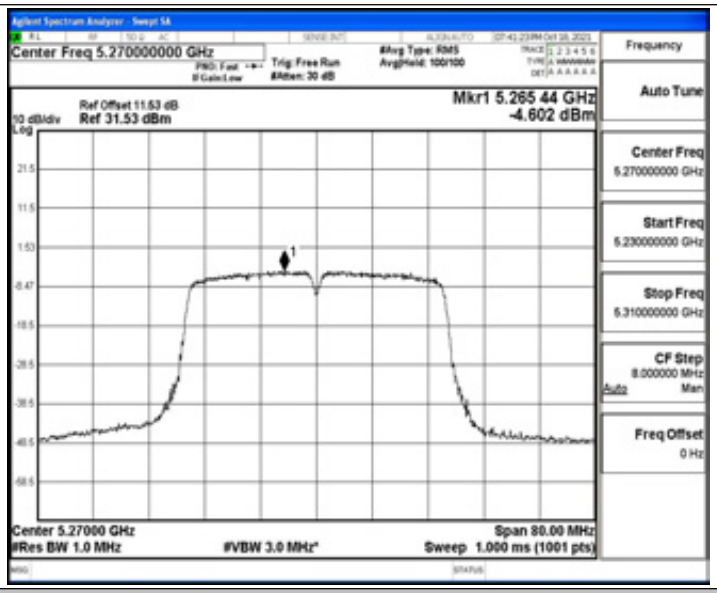

11N40SISO_Ant1_5310

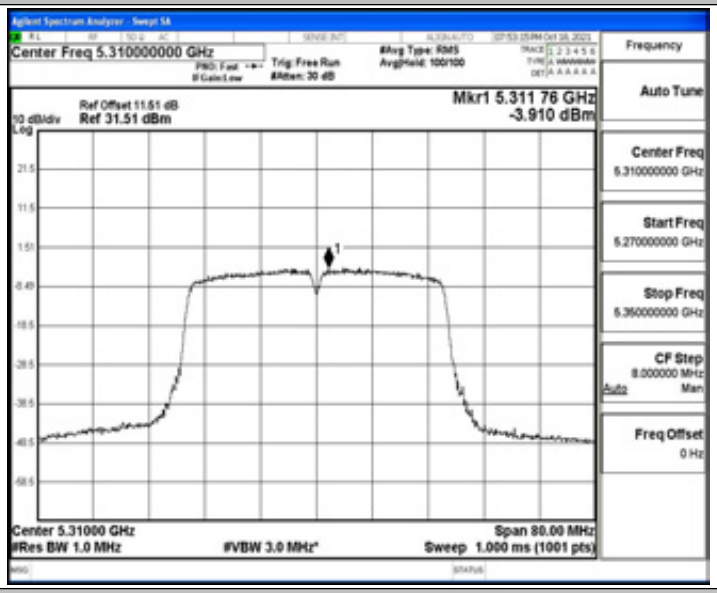

11N40SISO_Ant1_5510

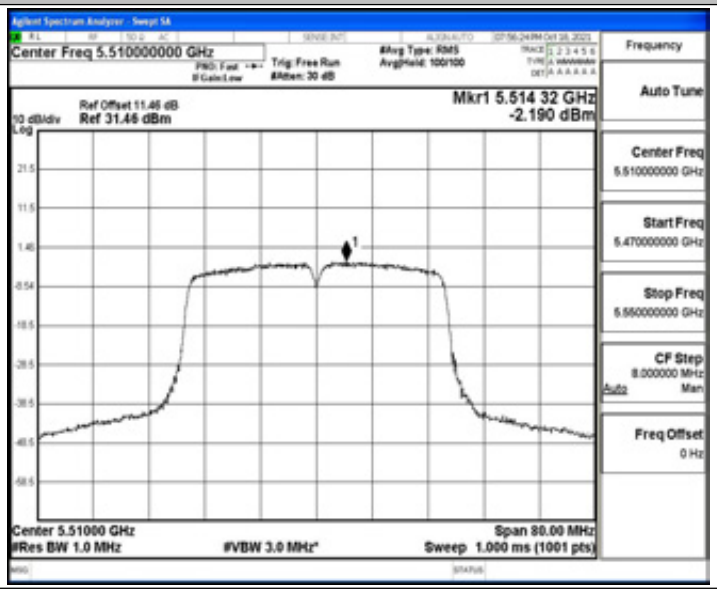

11N40SISO_Ant1_5550

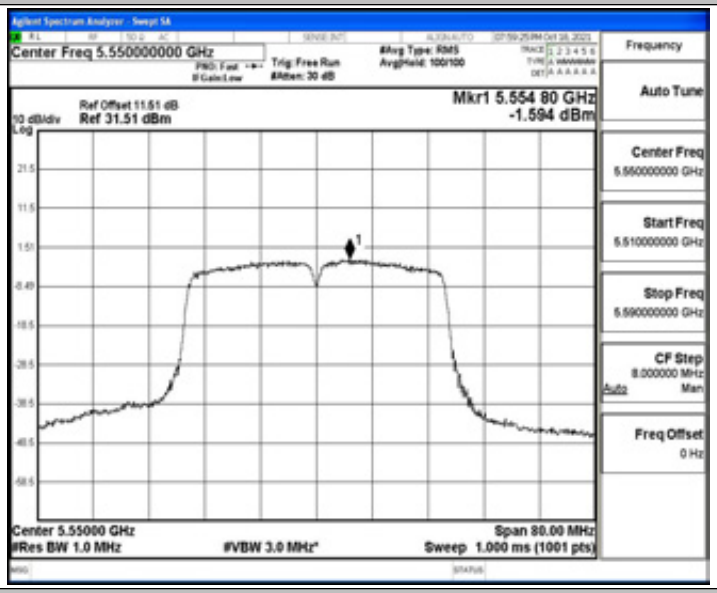

11N40SISO_Ant1_5670

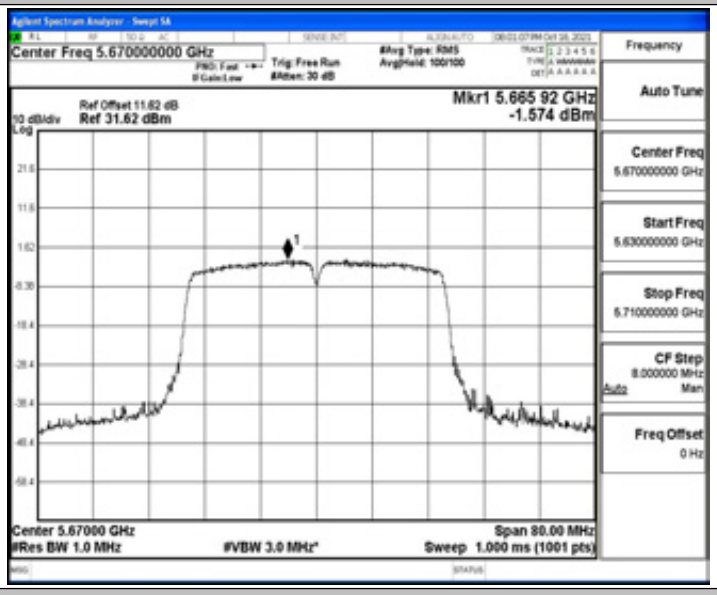

11AC20SISO_Ant1_5260

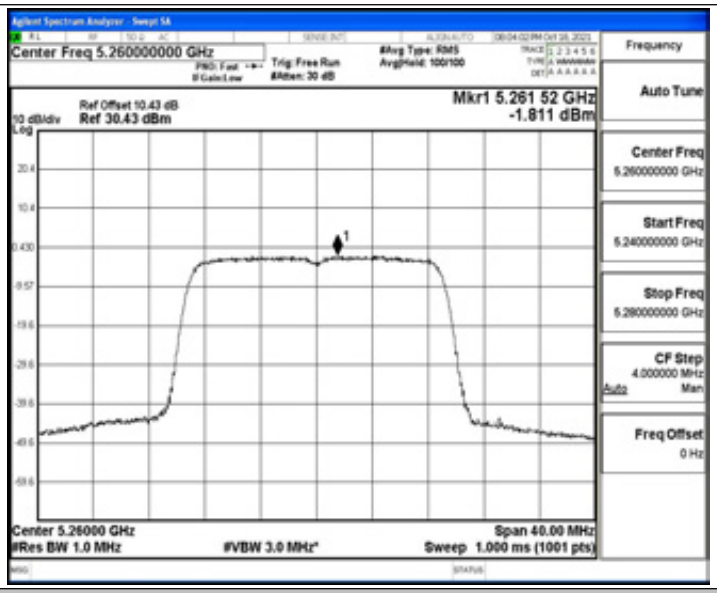

11AC20SISO_Ant1_5280

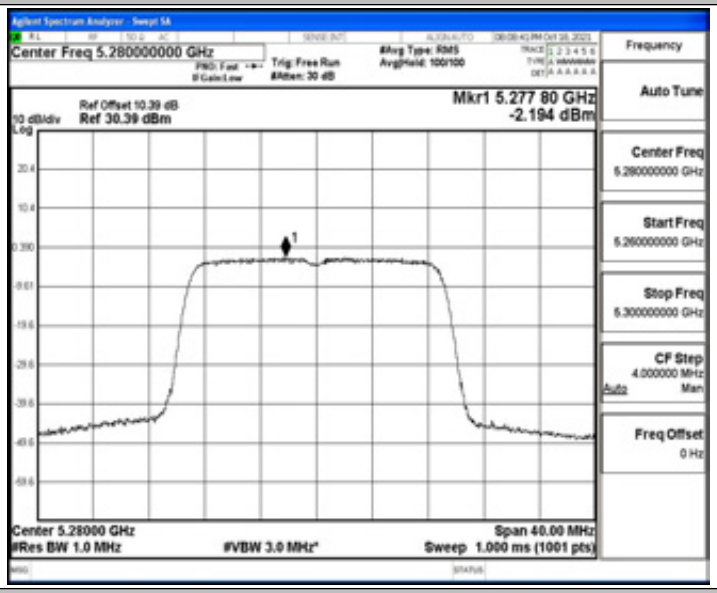

11AC20SISO_Ant1_5320

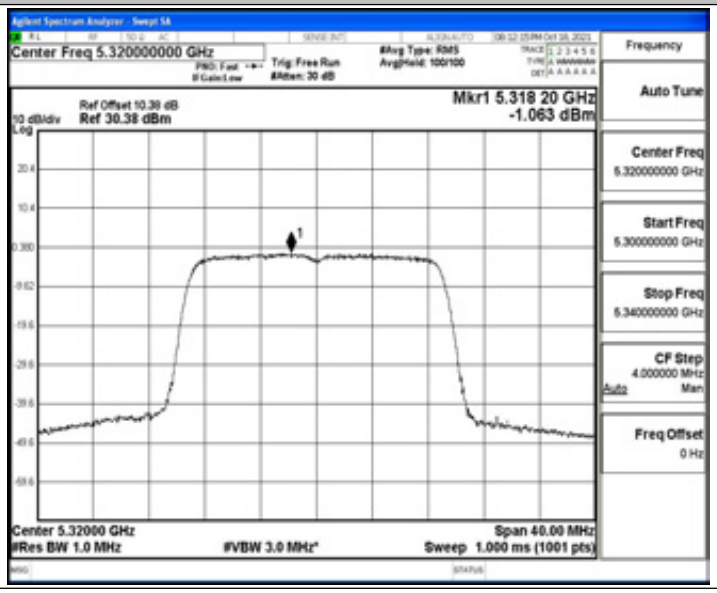

11AC20SISO_Ant1_5500

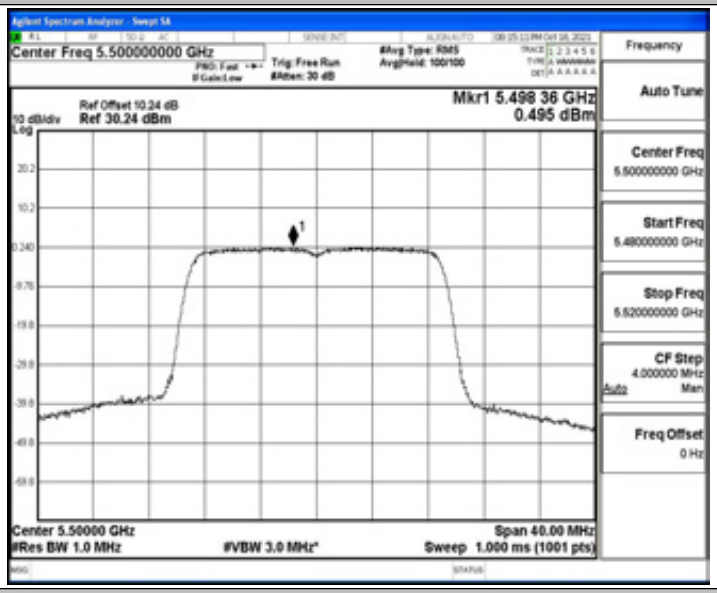

11AC20SISO_Ant1_5580

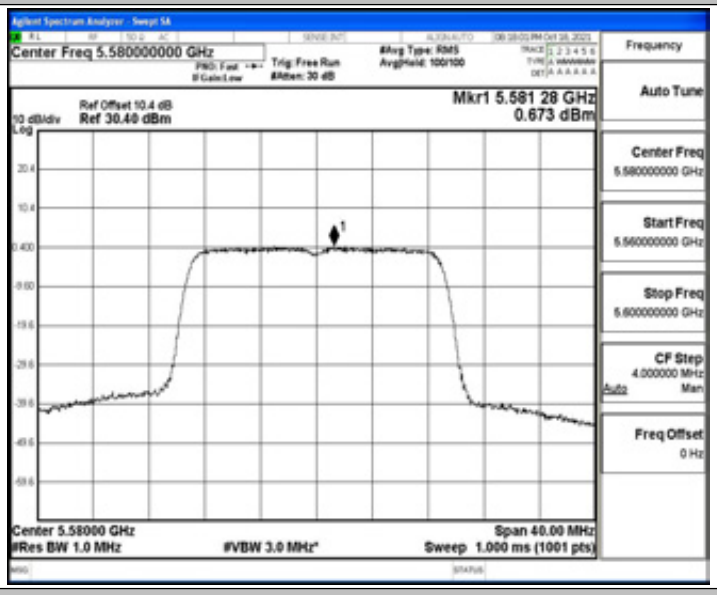

11AC20SISO_Ant1_5700

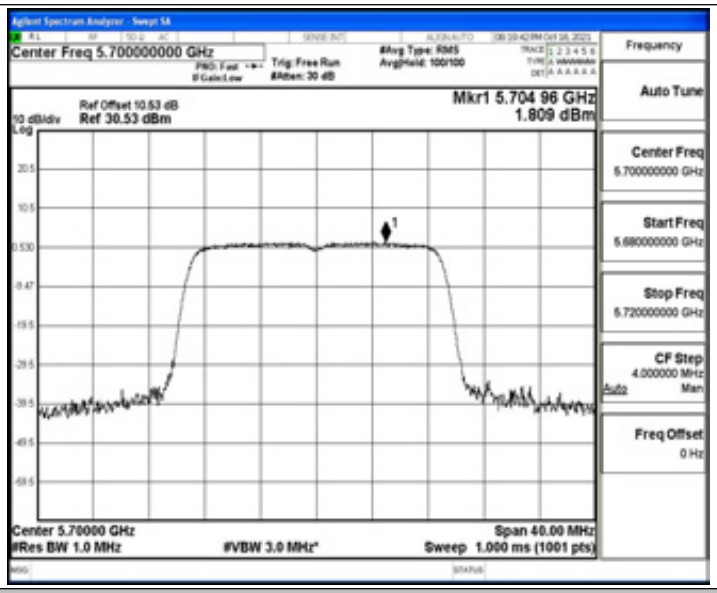

11AC40SISO_Ant1_5270

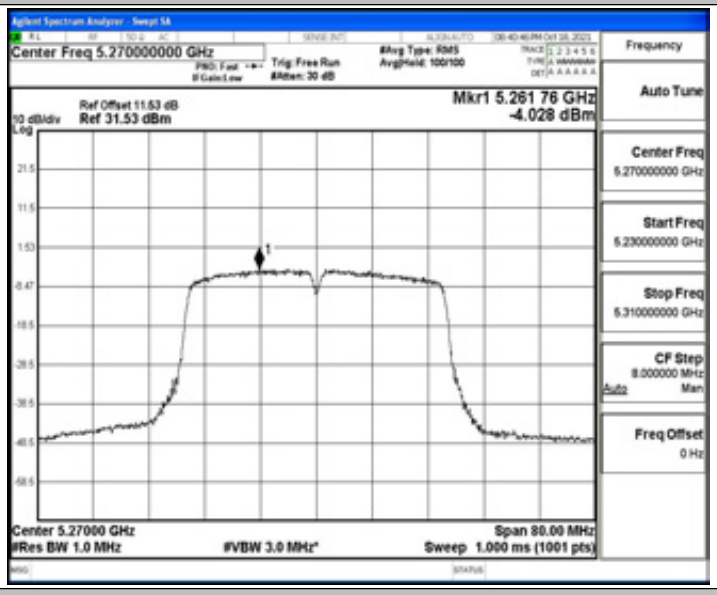

11AC40SISO_Ant1_5310

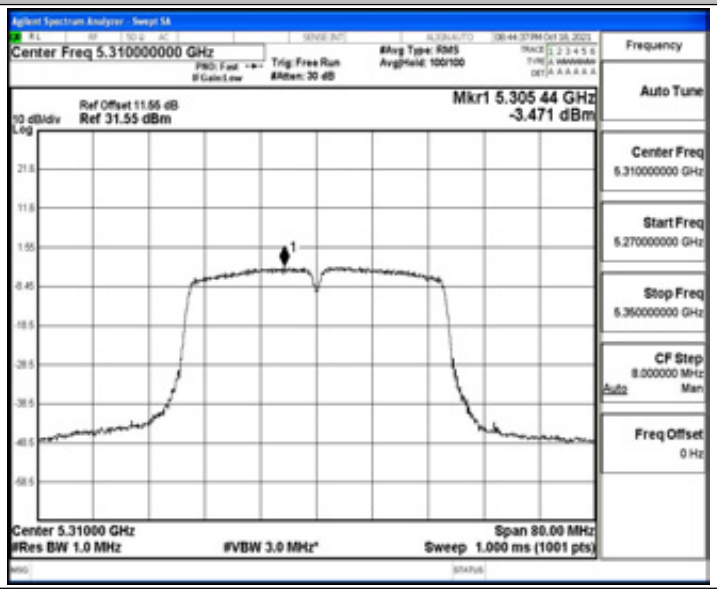

11AC40SISO_Ant1_5510

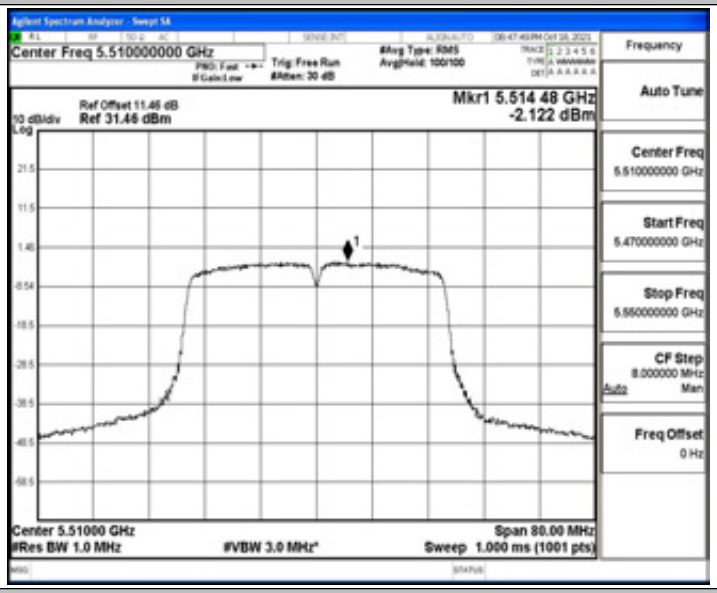

11AC40SISO_Ant1_5550

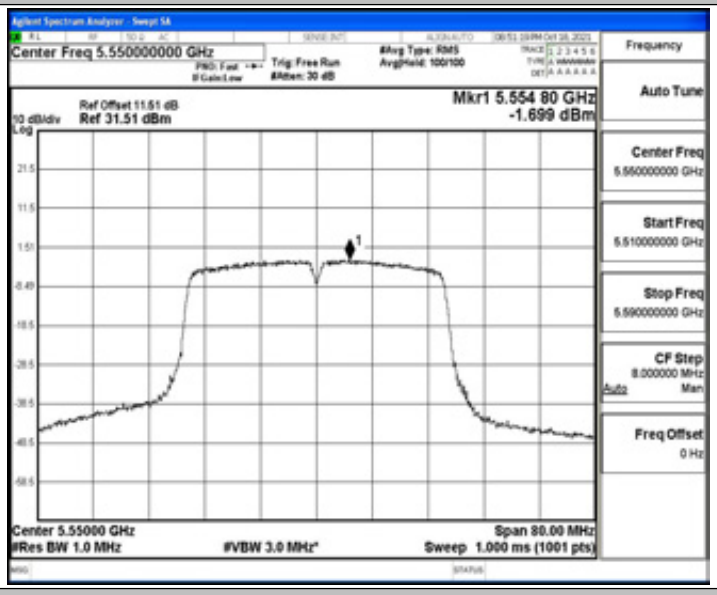

11AC40SISO_Ant1_5670

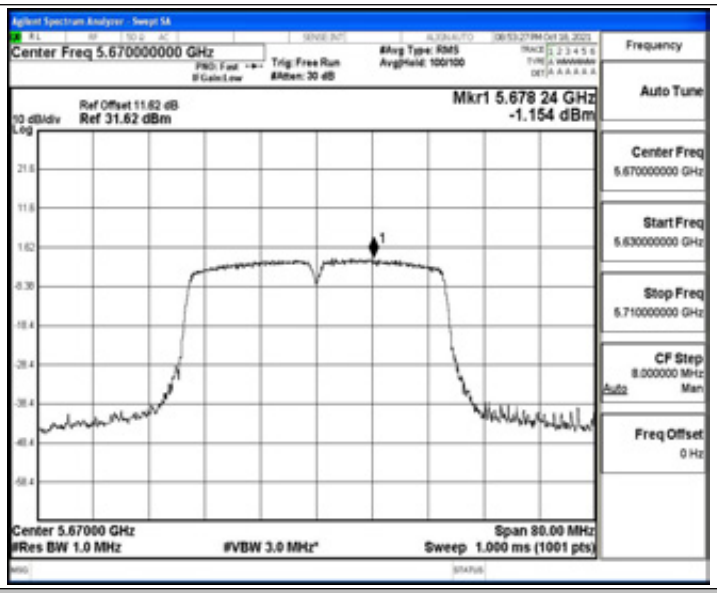

11AC80SISO_Ant1_5290

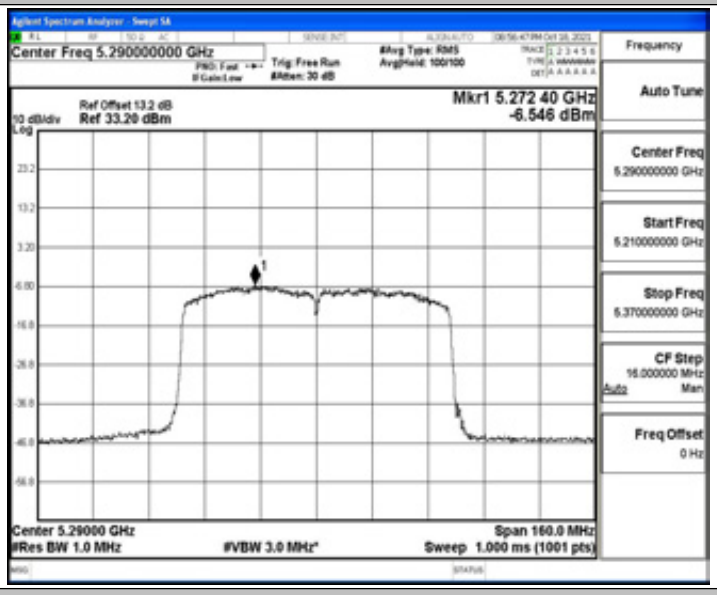

11AC80SISO_Ant1_5530

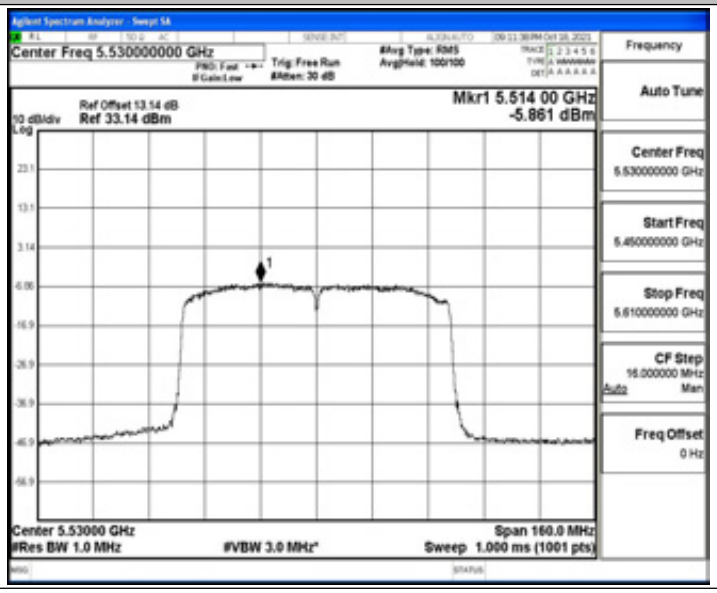

11AC80SISO_Ant1_5610
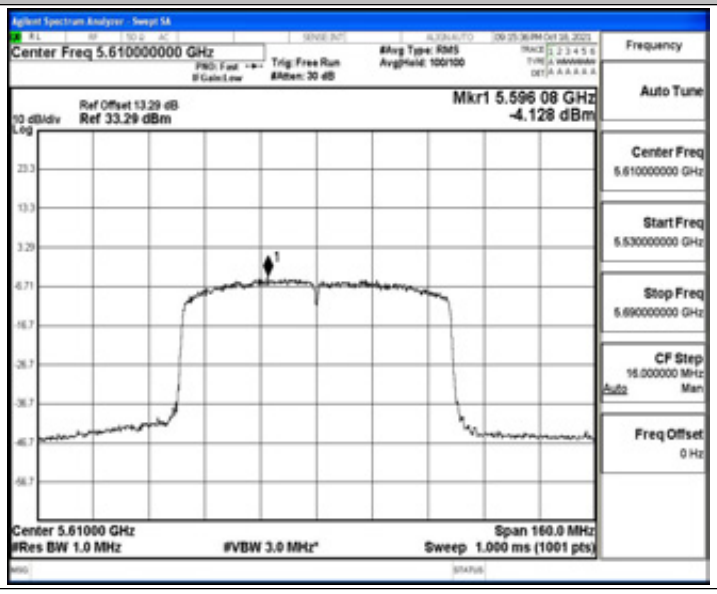

Appendix P.4 26dB Bandwidth

Test Result

TestMode	Antenna	Channel	26db EBW [MHz]	FL[MHz]	FH[MHz]	Limit[MHz]	Verdict
11A	Ant1	5260	18.480	5250.800	5269.280	---	PASS
		5280	18.400	5270.800	5289.200	---	PASS
		5320	18.520	5310.800	5329.320	---	PASS
		5500	18.440	5490.840	5509.280	---	PASS
		5580	18.520	5570.800	5589.320	---	PASS
		5700	18.480	5690.800	5709.280	---	PASS
11N20SISO	Ant1	5260	19.400	5250.360	5269.760	---	PASS
		5280	19.400	5270.280	5289.680	---	PASS
		5320	19.480	5310.240	5329.720	---	PASS
		5500	19.400	5490.280	5509.680	---	PASS
		5580	19.400	5570.280	5589.680	---	PASS
		5700	19.560	5690.200	5709.760	---	PASS
11N40SISO	Ant1	5270	40.560	5249.680	5290.240	---	PASS
		5310	40.880	5289.680	5330.560	---	PASS
		5510	40.800	5489.600	5530.400	---	PASS
		5550	40.880	5529.520	5570.400	---	PASS
		5670	40.960	5649.520	5690.480	---	PASS
11AC20SISO	Ant1	5260	19.400	5250.240	5269.640	---	PASS
		5280	19.480	5270.280	5289.760	---	PASS
		5320	19.480	5310.240	5329.720	---	PASS
		5500	19.440	5490.240	5509.680	---	PASS
		5580	19.440	5570.320	5589.760	---	PASS
		5700	19.480	5690.280	5709.760	---	PASS
11AC40SISO	Ant1	5270	40.800	5249.760	5290.560	---	PASS
		5310	40.880	5289.760	5330.640	---	PASS
		5510	41.280	5489.200	5530.480	---	PASS
		5550	40.880	5529.600	5570.480	---	PASS
		5670	40.960	5649.680	5690.640	---	PASS
11AC80SISO	Ant1	5290	80.800	5249.840	5330.640	---	PASS
		5530	80.960	5489.840	5570.800	---	PASS
		5610	80.960	5570.000	5650.960	---	PASS

Test Graphs

11A_Ant1_5260

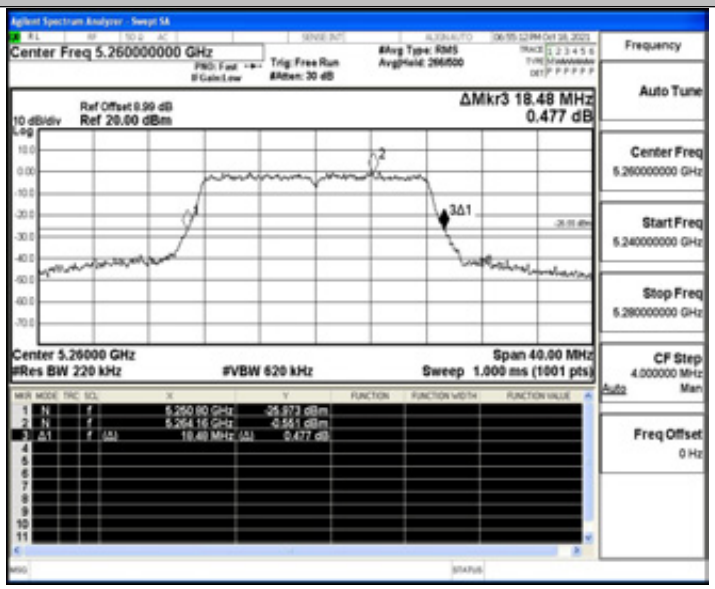

11A_Ant1_5280

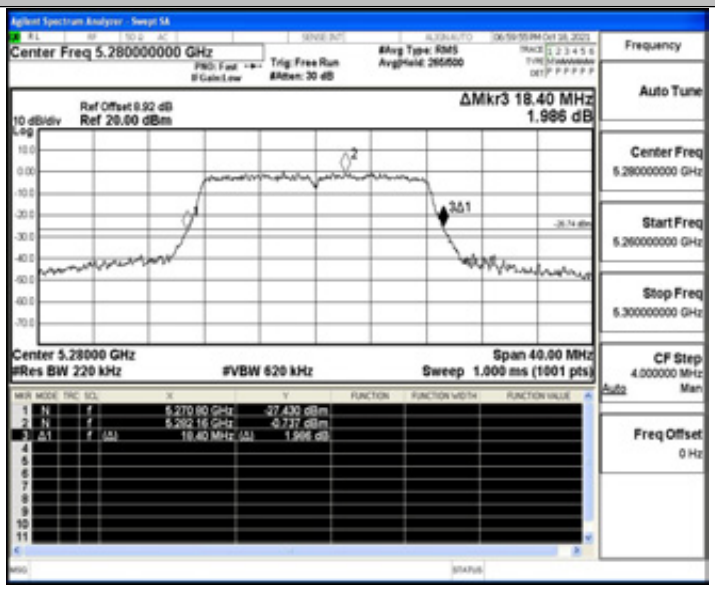

11A_Ant1_5320

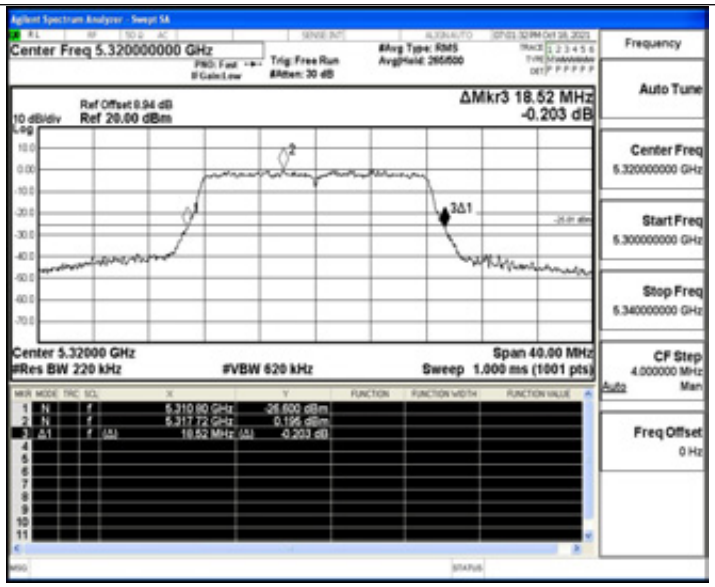

11A_Ant1_5500

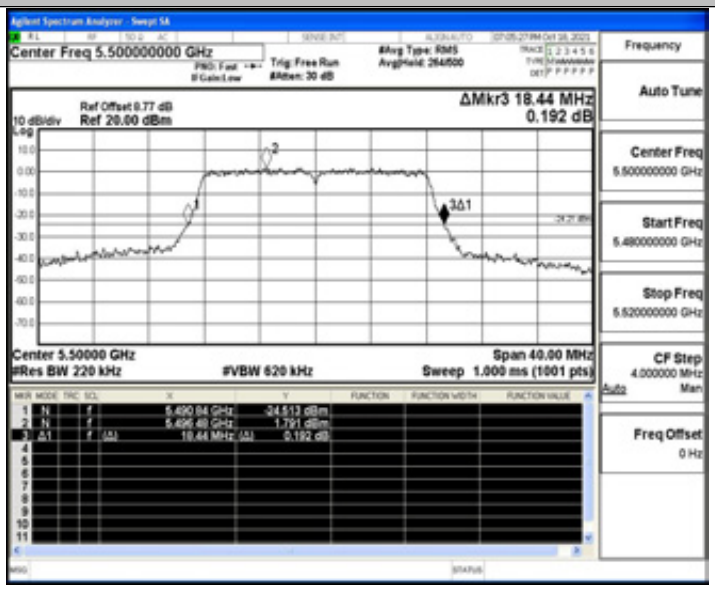

11A_Ant1_5580

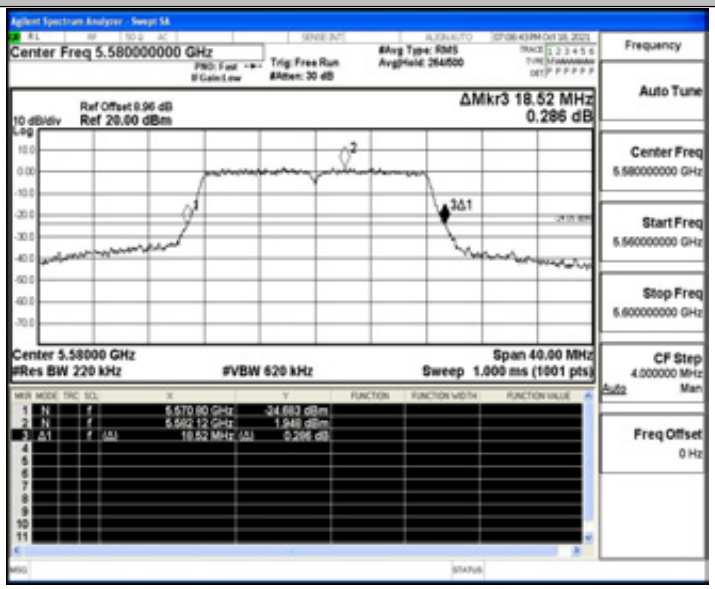

11A_Ant1_5700

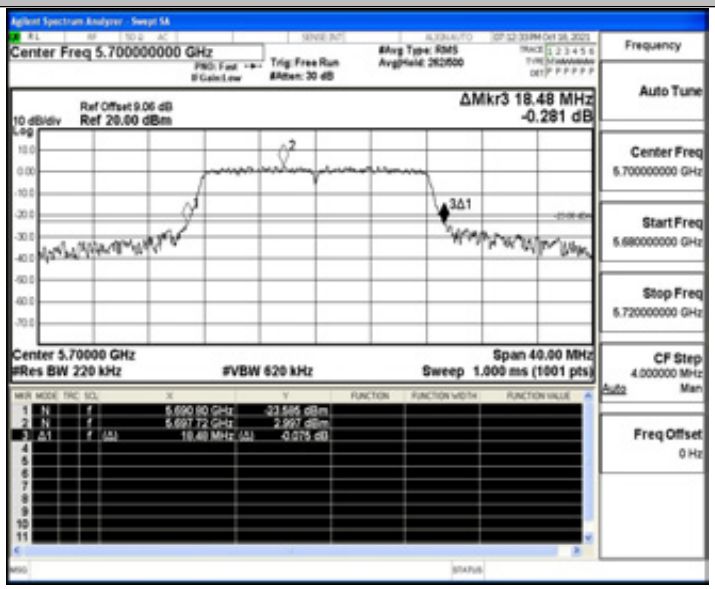

11N20SISO_Ant1_5260

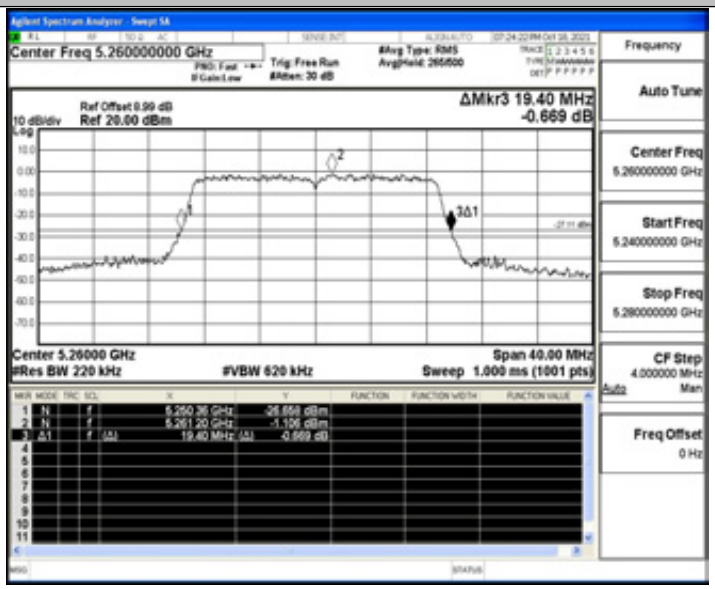

11N20SISO_Ant1_5280

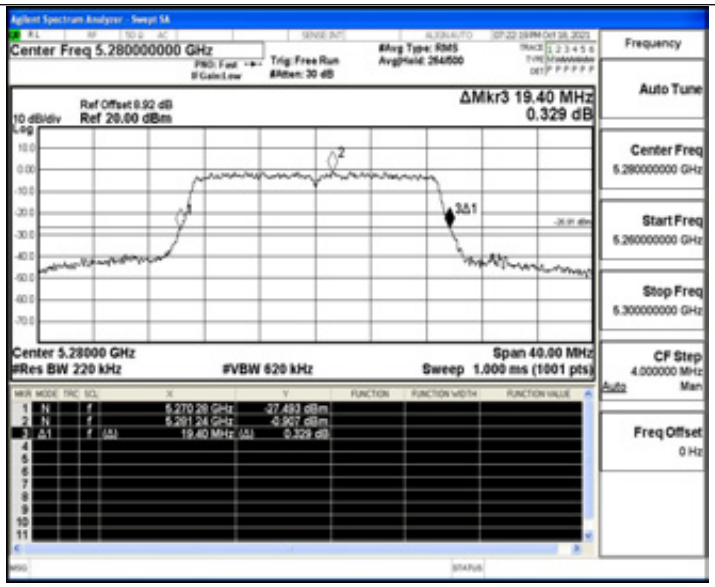

11N20SISO_Ant1_5320

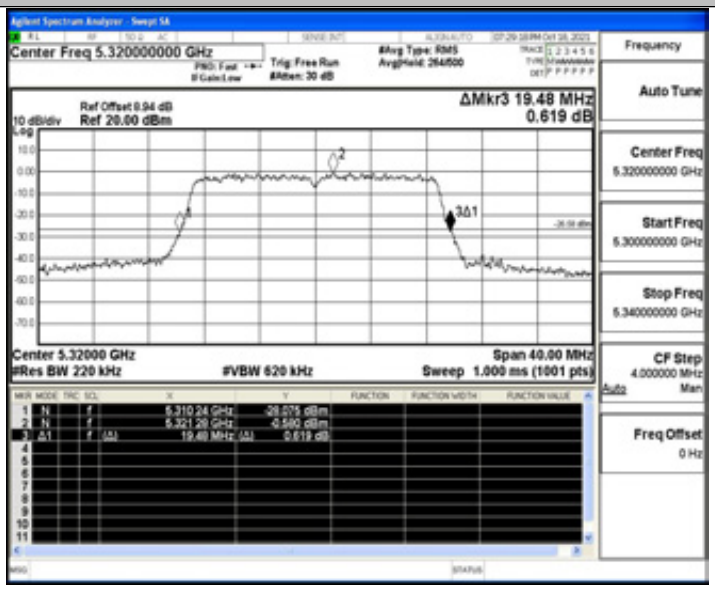

11N20SISO_Ant1_5500

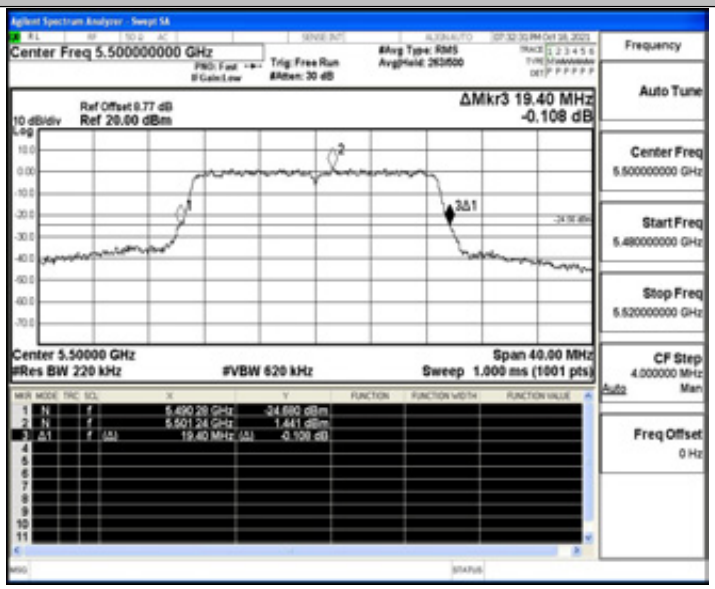

11N20SISO_Ant1_5580

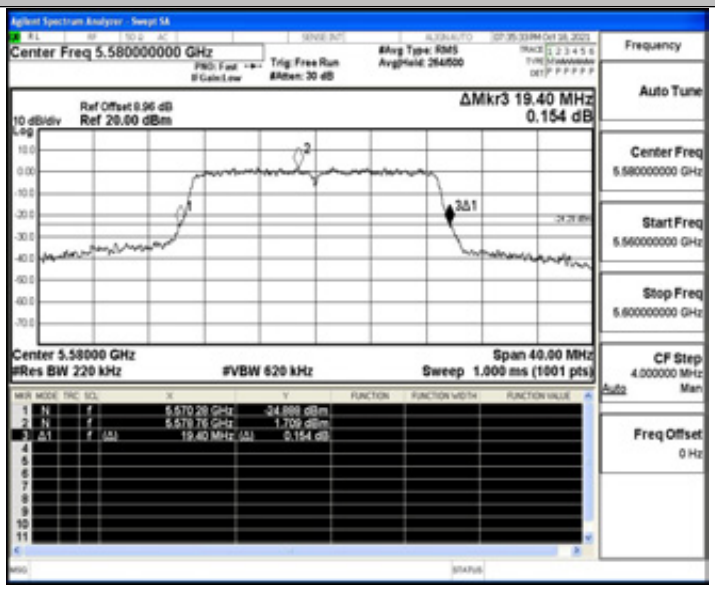

11N20SISO_Ant1_5700

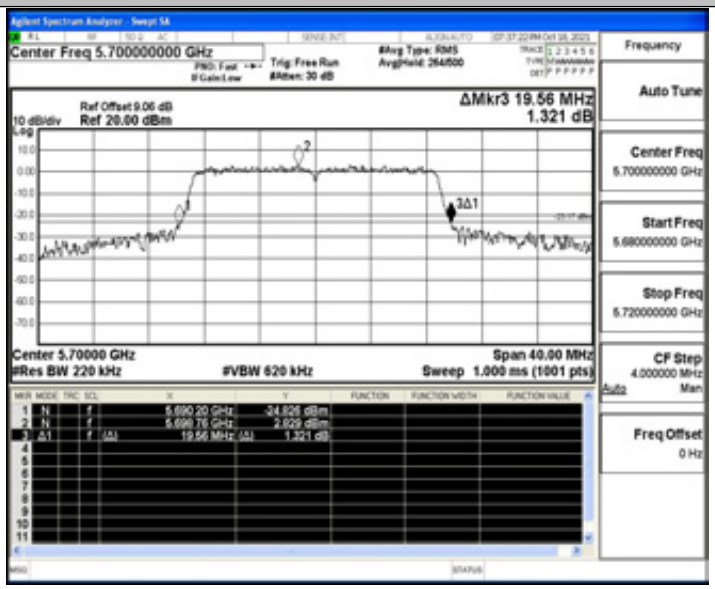

11N40SISO_Ant1_5270

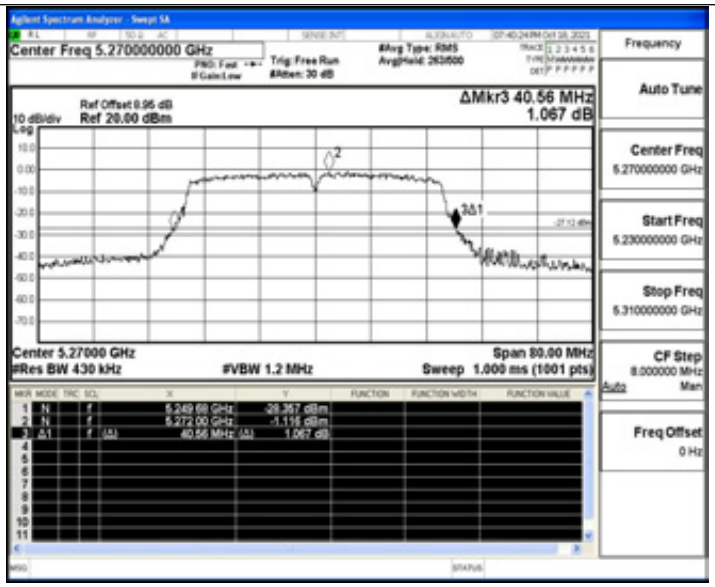

11N40SISO_Ant1_5310

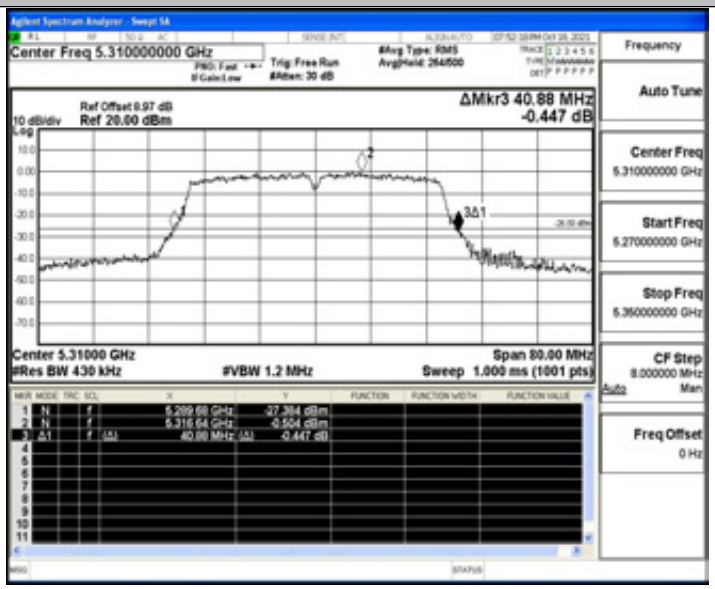

11N40SISO_Ant1_5510

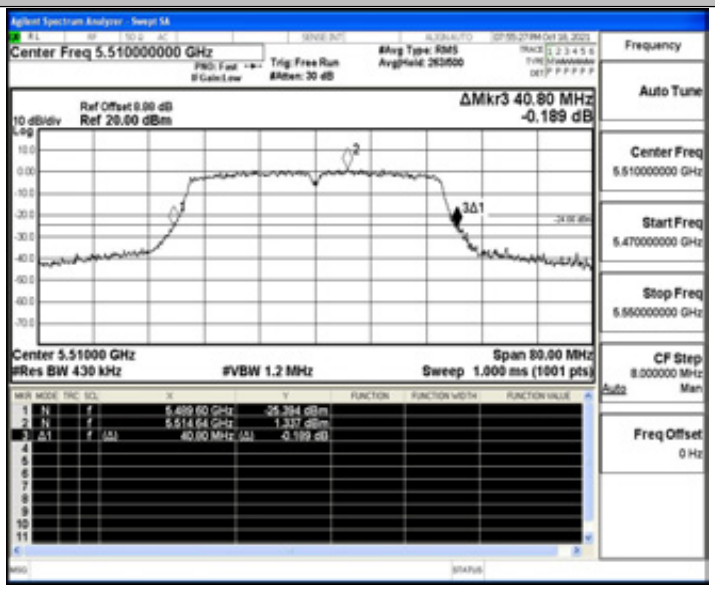

11N40SISO_Ant1_5550

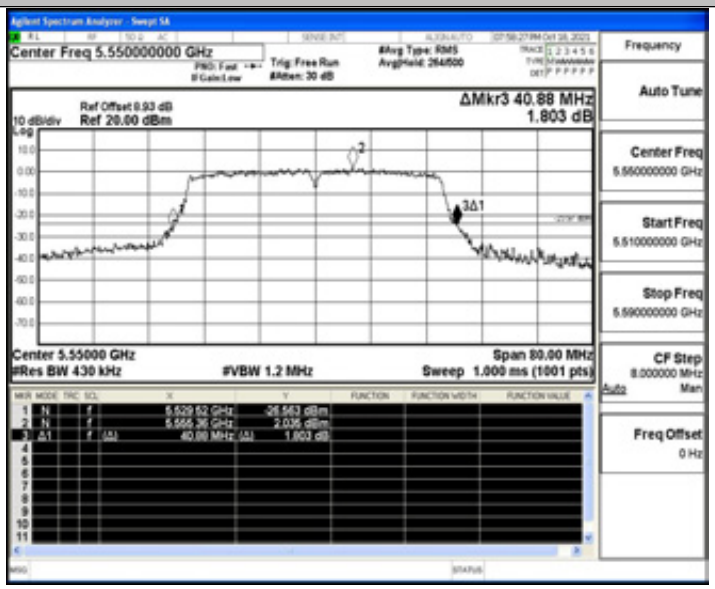

11N40SISO_Ant1_5670

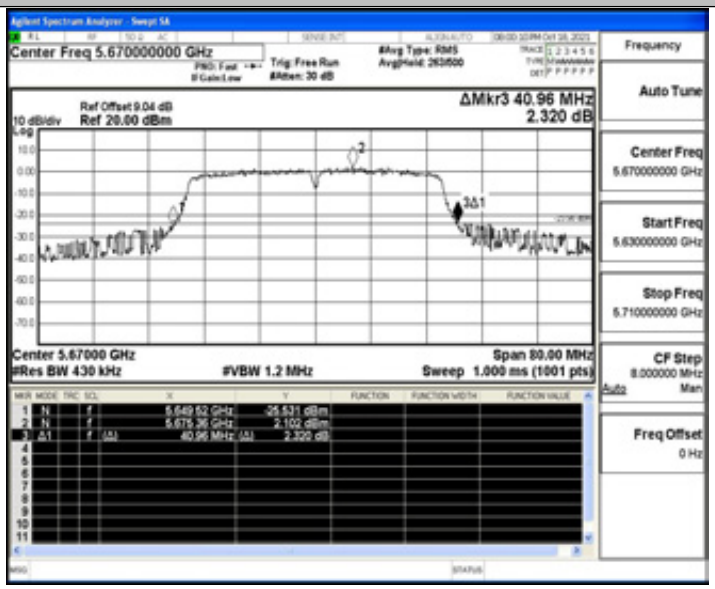

11AC20SISO_Ant1_5260

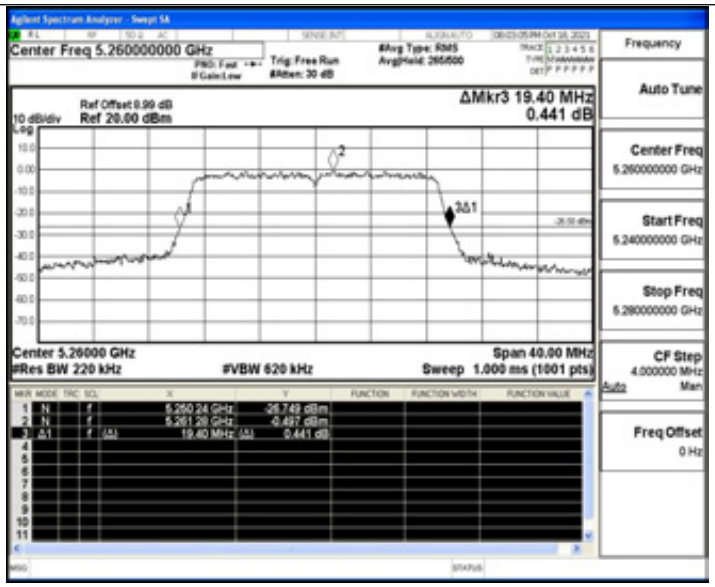

11AC20SISO_Ant1_5280

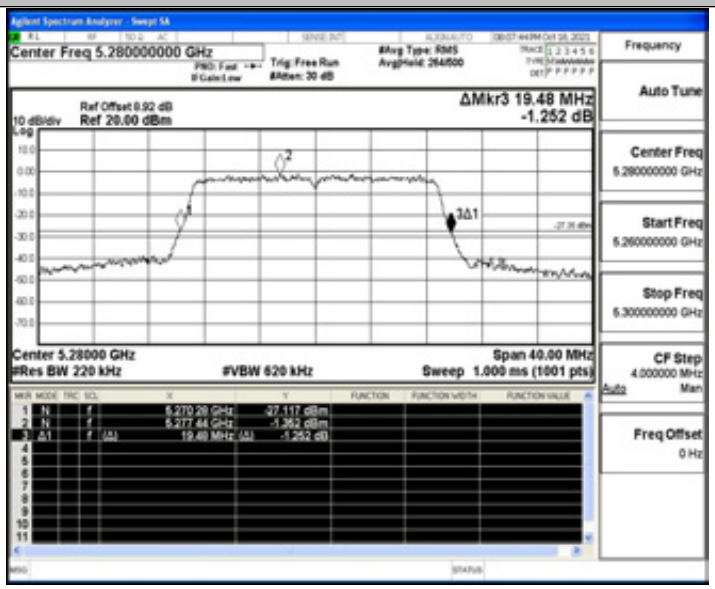

11AC20SISO_Ant1_5320

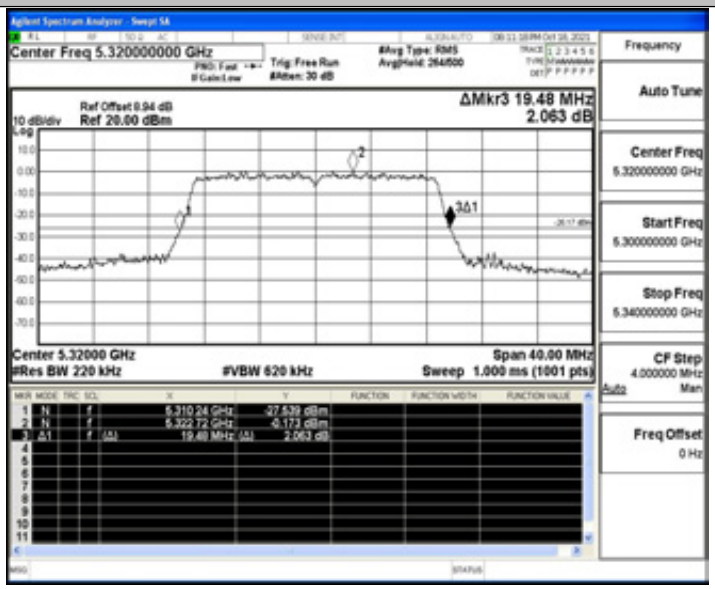

11AC20SISO_Ant1_5500

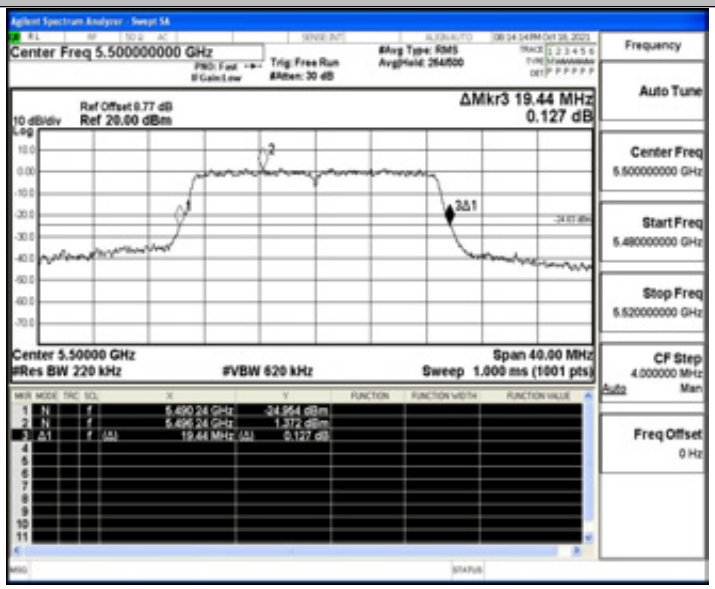

11AC20SISO_Ant1_5580

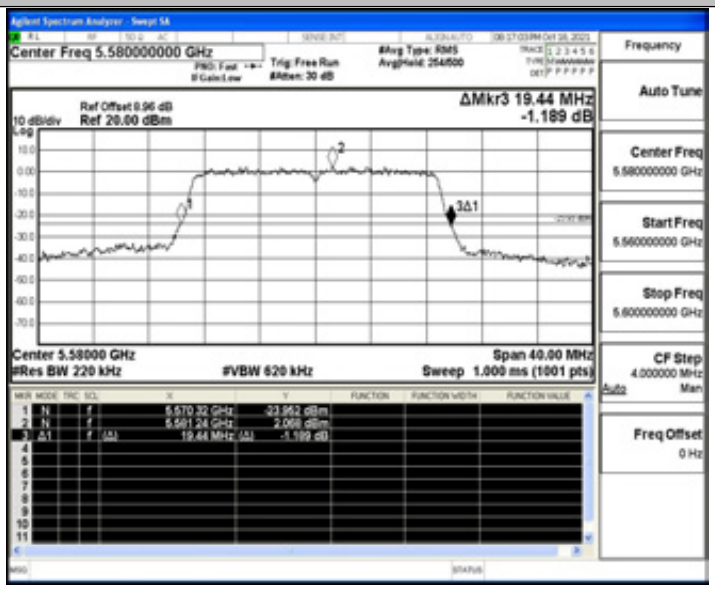

11AC20SISO_Ant1_5700

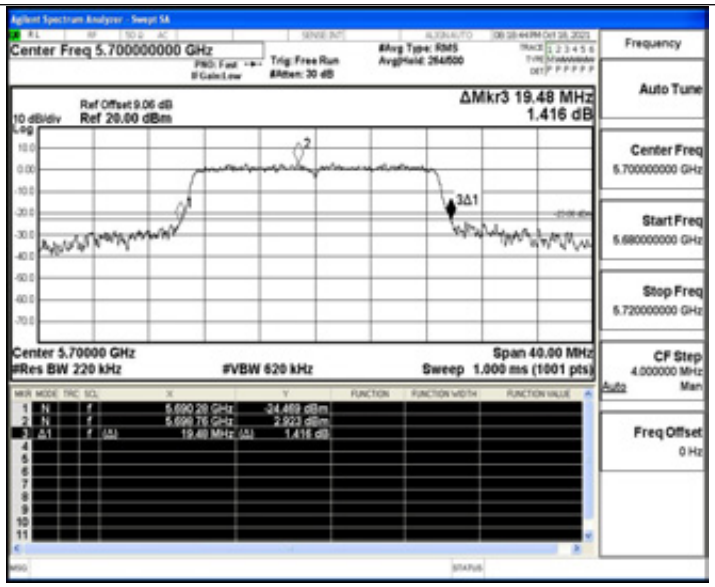

11AC40SISO_Ant1_5270

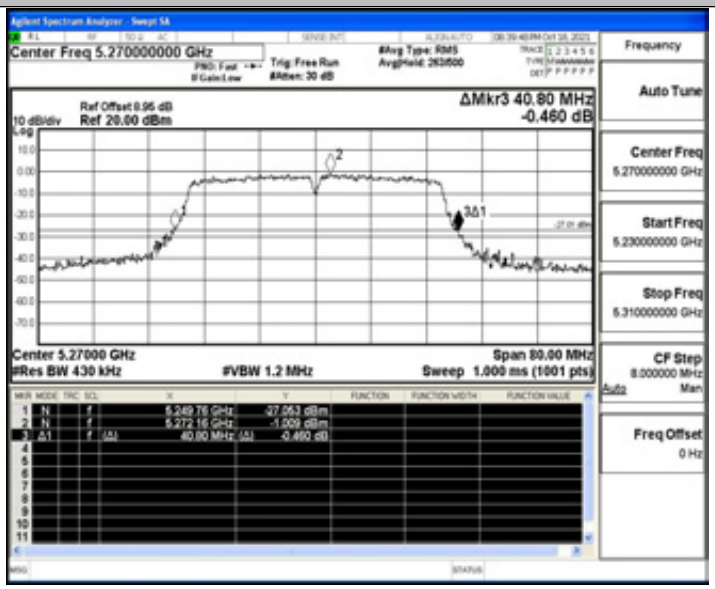

11AC40SISO_Ant1_5310

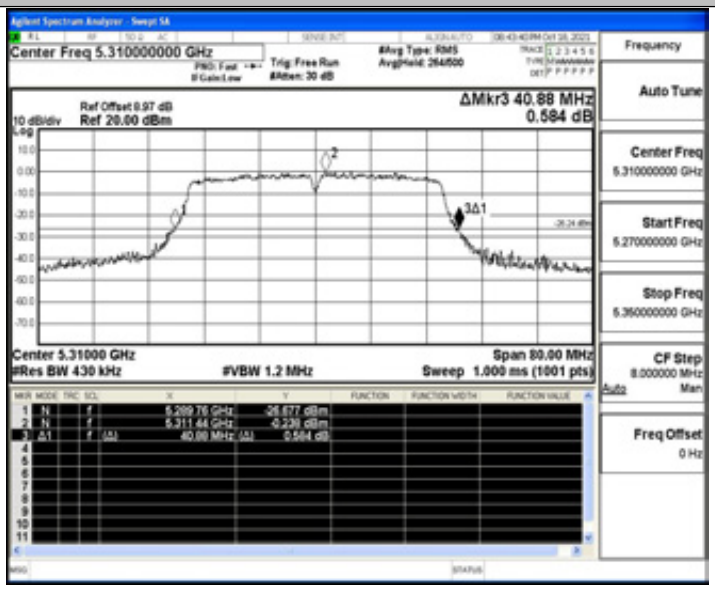

11AC40SISO_Ant1_5510

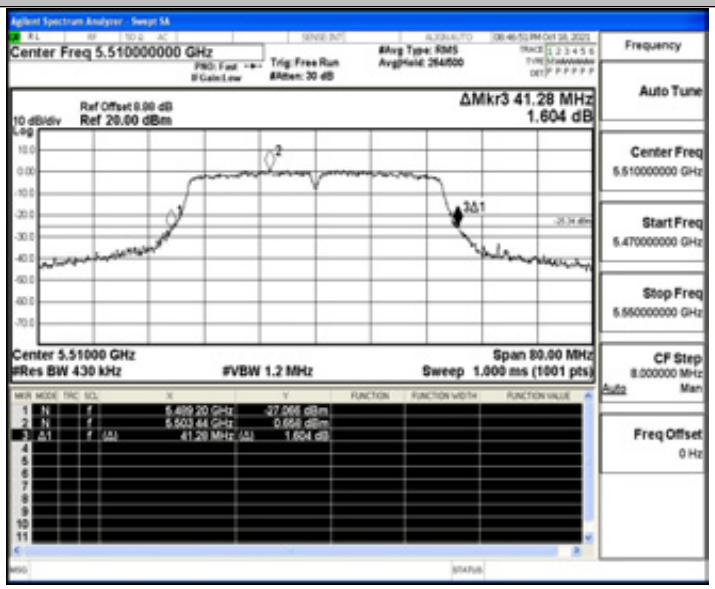

11AC40SISO_Ant1_5550

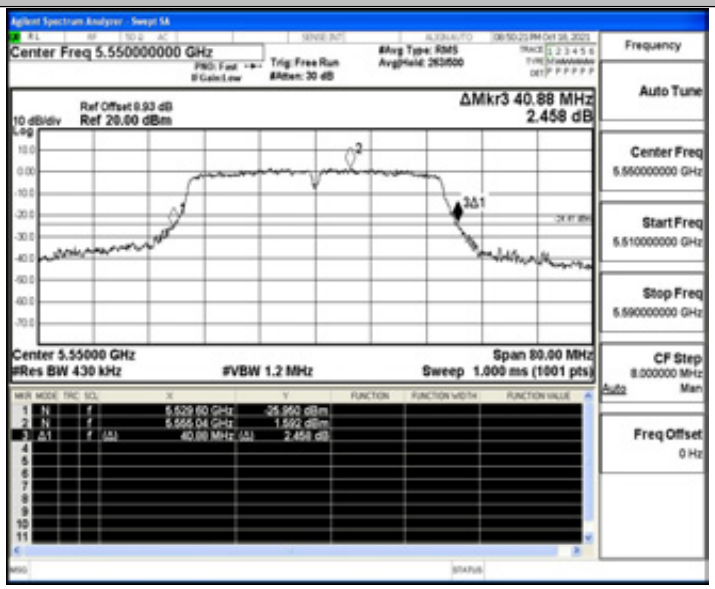

11AC40SISO_Ant1_5670

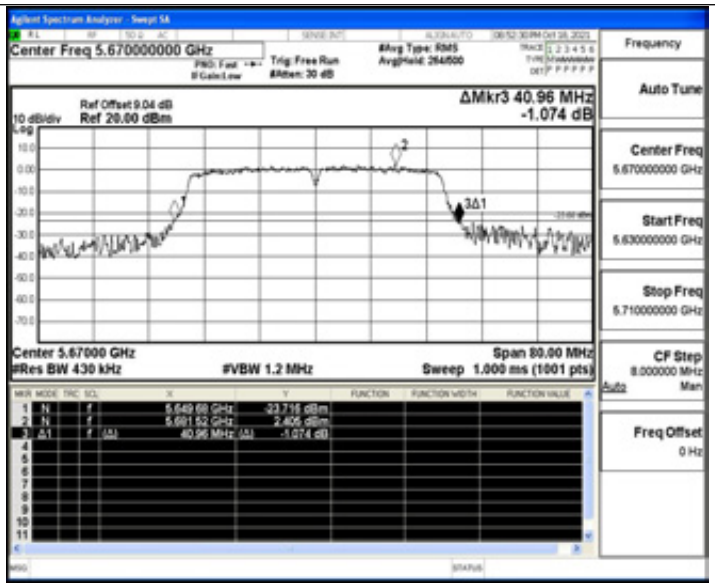

11AC80SISO_Ant1_5290

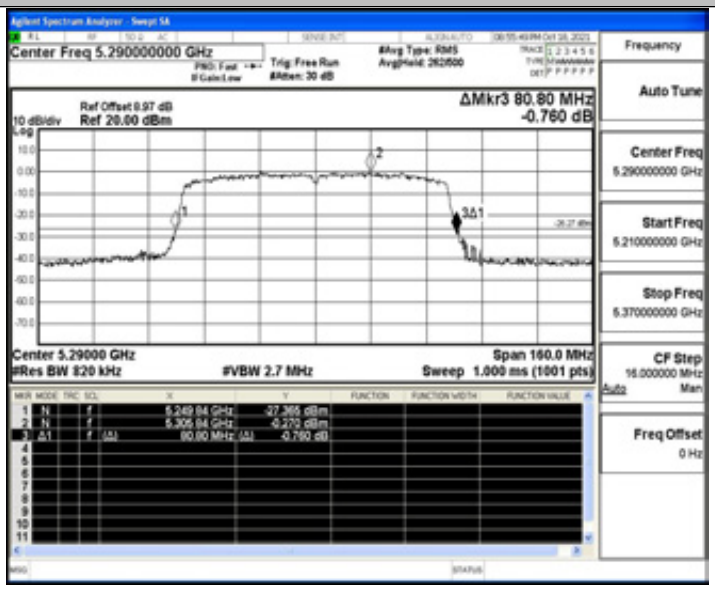

11AC80SISO_Ant1_5530

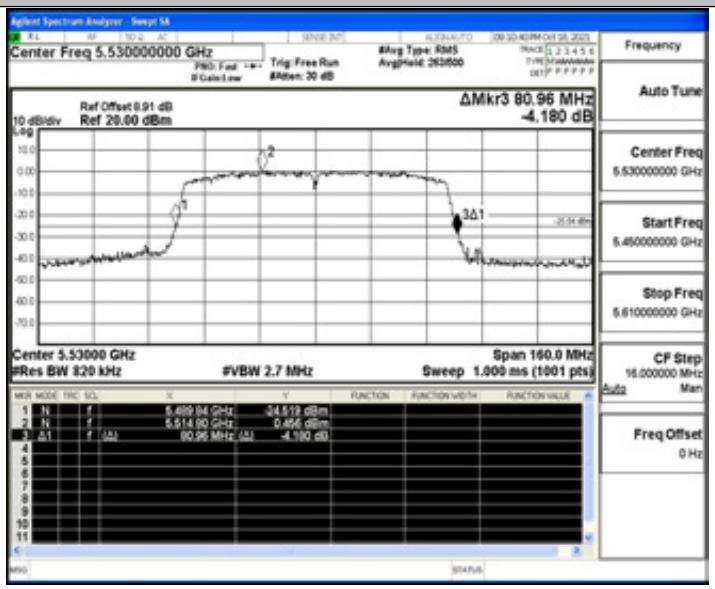

11AC80SISO_Ant1_5610
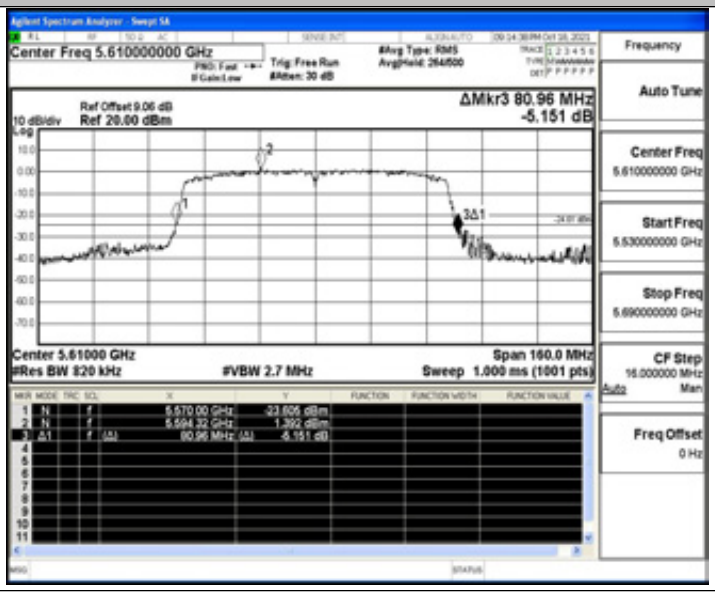

Appendix P.5 Emissions in Restricted Bands

Test Result

TestMode	Antenna	ChName	Channel	Detector	Freq. [MHz]	Result [dBm]	Limit [dBm]	Result [dBuV/m]	Limit [dBuV/m]	Verdict
11A	Ant1	Low	5260	AV	4500.000	-49.17	≤-41.20	46.03	≤54	PASS
				AV	4853.130	-47.07	≤-41.20	48.13	≤54	PASS
				AV	5150.000	-47.69	≤-41.20	47.51	≤54	PASS
				Peak	4500.000	-42.51	≤-21.20	52.69	≤74	PASS
				Peak	4898.160	-36.67	≤-21.20	58.53	≤74	PASS
				Peak	5150.000	-42.06	≤-21.20	53.14	≤74	PASS
		High	5320	AV	5350.000	-47.47	≤-41.20	47.73	≤54	PASS
				AV	5403.520	-47.35	≤-41.20	47.85	≤54	PASS
				AV	5460.000	-47.6	≤-41.20	47.60	≤54	PASS
				Peak	5350.000	-41.03	≤-21.20	54.17	≤74	PASS
				Peak	5351.200	-38.02	≤-21.20	57.18	≤74	PASS
				Peak	5460.000	-40.29	≤-21.20	54.91	≤74	PASS
		Low	5500	AV	5460.000	-47.97	≤-41.20	47.23	≤54	PASS
				AV	5469.980	-47.42	≤-41.20	47.78	≤54	PASS
				AV	5470.000	-47.42	≤-41.20	47.78	≤54	PASS
				Peak	5460.000	-41.61	≤-21.20	53.59	≤74	PASS
				Peak	5462.840	-37.88	≤-21.20	57.32	≤74	PASS
				Peak	5470.000	-39.45	≤-21.20	55.75	≤74	PASS
		High	5700	AV	5725.000	-43.57	≤-41.20	51.63	≤54	PASS
				AV	5725.100	-43.57	≤-41.20	51.63	≤54	PASS
				AV	5735.000	-46.56	≤-41.20	48.64	≤54	PASS
				Peak	5725.000	-33.41	≤-21.20	61.79	≤74	PASS
				Peak	5728.460	-29.03	≤-21.20	66.17	≤74	PASS
				Peak	5735.000	-39.15	≤-21.20	56.05	≤74	PASS
11N20SISO	Ant1	Low	5260	AV	4500.000	-49.26	≤-41.20	45.94	≤54	PASS
				AV	4829.430	-47.15	≤-41.20	48.05	≤54	PASS
				AV	5150.000	-47.69	≤-41.20	47.51	≤54	PASS
				Peak	4500.000	-40.28	≤-21.20	54.92	≤74	PASS
				Peak	4907.640	-37.5	≤-21.20	57.70	≤74	PASS
				Peak	5150.000	-39.63	≤-21.20	55.57	≤74	PASS
		High	5320	AV	5350.000	-47.6	≤-41.20	47.60	≤54	PASS
				AV	5352.160	-47.44	≤-41.20	47.76	≤54	PASS
				AV	5460.000	-47.99	≤-41.20	47.21	≤54	PASS
				Peak	5350.000	-41.23	≤-21.20	53.97	≤74	PASS
				Peak	5437.440	-37.8	≤-21.20	57.40	≤74	PASS
				Peak	5460.000	-40.79	≤-21.20	54.41	≤74	PASS

		Low	5500	AV	5460.000	-48.08	≤-41.20	47.12	≤54	PASS
				AV	5469.860	-47.57	≤-41.20	47.63	≤54	PASS
				AV	5470.000	-47.59	≤-41.20	47.61	≤54	PASS
				Peak	5460.000	-40.34	≤-21.20	54.86	≤74	PASS
				Peak	5466.380	-37.69	≤-21.20	57.51	≤74	PASS
				Peak	5470.000	-40.18	≤-21.20	55.02	≤74	PASS
		High	5700	AV	5725.000	-41.58	≤-41.20	53.62	≤54	PASS
				AV	5725.100	-41.71	≤-41.20	53.49	≤54	PASS
				AV	5735.000	-45.97	≤-41.20	49.23	≤54	PASS
				Peak	5725.000	-29.81	≤-21.20	65.39	≤74	PASS
				Peak	5725.460	-26.46	≤-21.20	68.74	≤74	PASS
				Peak	5735.000	-39.09	≤-21.20	56.11	≤74	PASS
11N40SISO	Ant1	Low	5270	AV	4500.000	-48.88	≤-41.20	46.32	≤54	PASS
				AV	4823.900	-46.84	≤-41.20	48.36	≤54	PASS
				AV	5150.000	-47.53	≤-41.20	47.67	≤54	PASS
				Peak	4500.000	-42.54	≤-21.20	52.66	≤74	PASS
				Peak	4759.910	-37.42	≤-21.20	57.78	≤74	PASS
				Peak	5150.000	-41.04	≤-21.20	54.16	≤74	PASS
		High	5310	AV	5350.000	-46.68	≤-41.20	48.52	≤54	PASS
				AV	5351.040	-46.62	≤-41.20	48.58	≤54	PASS
				AV	5460.000	-47.49	≤-41.20	47.71	≤54	PASS
				Peak	5350.000	-38.74	≤-21.20	56.46	≤74	PASS
				Peak	5351.040	-35.29	≤-21.20	59.91	≤74	PASS
				Peak	5460.000	-41	≤-21.20	54.20	≤74	PASS
		Low	5510	AV	5460.000	-47.22	≤-41.20	47.98	≤54	PASS
				AV	5469.880	-44.84	≤-41.20	50.36	≤54	PASS
				AV	5470.000	-45.02	≤-41.20	50.18	≤54	PASS
				Peak	5460.000	-40.9	≤-21.20	54.30	≤74	PASS
				Peak	5468.340	-33.59	≤-21.20	61.61	≤74	PASS
				Peak	5470.000	-38.06	≤-21.20	57.14	≤74	PASS
		High	5670	AV	5725.000	-44.98	≤-41.20	50.22	≤54	PASS
				AV	5725.100	-44.62	≤-41.20	50.58	≤54	PASS
				AV	5735.000	-45.92	≤-41.20	49.28	≤54	PASS
				Peak	5725.000	-31.13	≤-21.20	64.07	≤74	PASS
				Peak	5729.100	-30.79	≤-21.20	64.41	≤74	PASS
				Peak	5735.000	-31.51	≤-21.20	63.69	≤74	PASS
11AC20SISO	Ant1	Low	5260	AV	4500.000	-49.15	≤-41.20	46.05	≤54	PASS
				AV	4875.250	-47.23	≤-41.20	47.97	≤54	PASS
				AV	5150.000	-47.55	≤-41.20	47.65	≤54	PASS
				Peak	4500.000	-41.92	≤-21.20	53.28	≤74	PASS
				Peak	4819.950	-37.47	≤-21.20	57.73	≤74	PASS
				Peak	5150.000	-41.45	≤-21.20	53.75	≤74	PASS
		High	5320	AV	5350.000	-47.4	≤-41.20	47.80	≤54	PASS

				AV	5369.760	-47.39	≤-41.20	47.81	≤54	PASS
				AV	5460.000	-47.87	≤-41.20	47.33	≤54	PASS
				Peak	5350.000	-40.31	≤-21.20	54.89	≤74	PASS
				Peak	5417.440	-38.04	≤-21.20	57.16	≤74	PASS
				Peak	5460.000	-39.96	≤-21.20	55.24	≤74	PASS
		Low	5500	AV	5460.000	-48.16	≤-41.20	47.04	≤54	PASS
				AV	5469.980	-47.44	≤-41.20	47.76	≤54	PASS
				AV	5470.000	-47.44	≤-41.20	47.76	≤54	PASS
				Peak	5460.000	-40.03	≤-21.20	55.17	≤74	PASS
				Peak	5468.060	-38.33	≤-21.20	56.87	≤74	PASS
				Peak	5470.000	-39.9	≤-21.20	55.30	≤74	PASS
		High	5700	AV	5725.000	-41.6	≤-41.20	53.60	≤54	PASS
				AV	5725.100	-41.53	≤-41.20	53.67	≤54	PASS
				AV	5735.000	-46.27	≤-41.20	48.93	≤54	PASS
				Peak	5725.000	-32.36	≤-21.20	62.84	≤74	PASS
				Peak	5725.520	-26.91	≤-21.20	68.29	≤74	PASS
				Peak	5735.000	-36.27	≤-21.20	58.93	≤74	PASS
11AC40SISO	Ant1	Low	5270	AV	4500.000	-49.1	≤-41.20	46.10	≤54	PASS
				AV	4829.430	-46.75	≤-41.20	48.45	≤54	PASS
				AV	5150.000	-47.34	≤-41.20	47.86	≤54	PASS
				Peak	4500.000	-41.64	≤-21.20	53.56	≤74	PASS
				Peak	4812.840	-38.16	≤-21.20	57.04	≤74	PASS
				Peak	5150.000	-40.18	≤-21.20	55.02	≤74	PASS
		High	5310	AV	5350.000	-46.46	≤-41.20	48.74	≤54	PASS
				AV	5350.080	-46.46	≤-41.20	48.74	≤54	PASS
				AV	5460.000	-47.76	≤-41.20	47.44	≤54	PASS
				Peak	5350.000	-40.51	≤-21.20	54.69	≤74	PASS
				Peak	5351.040	-36.32	≤-21.20	58.88	≤74	PASS
				Peak	5460.000	-40.99	≤-21.20	54.21	≤74	PASS
		Low	5510	AV	5460.000	-47.29	≤-41.20	47.91	≤54	PASS
				AV	5469.390	-44.85	≤-41.20	50.35	≤54	PASS
				AV	5470.000	-44.89	≤-41.20	50.31	≤54	PASS
				Peak	5460.000	-40.98	≤-21.20	54.22	≤74	PASS
				Peak	5469.740	-33.95	≤-21.20	61.25	≤74	PASS
				Peak	5470.000	-38.84	≤-21.20	56.36	≤74	PASS
		High	5670	AV	5725.000	-45.12	≤-41.20	50.08	≤54	PASS
				AV	5726.300	-44.69	≤-41.20	50.51	≤54	PASS
				AV	5735.000	-46.07	≤-41.20	49.13	≤54	PASS
				Peak	5725.000	-36.65	≤-21.20	58.55	≤74	PASS
				Peak	5727.900	-31.82	≤-21.20	63.38	≤74	PASS
				Peak	5735.000	-40.07	≤-21.20	55.13	≤74	PASS
11AC80SISO	Ant1	Low	5290	AV	4500.000	-48.71	≤-41.20	46.49	≤54	PASS
				AV	4812.000	-46.38	≤-41.20	48.82	≤54	PASS

				AV	5150.000	-47.07	≤-41.20	48.13	≤54	PASS
				Peak	4500.000	-42.24	≤-21.20	52.96	≤74	PASS
				Peak	4855.500	-38.05	≤-21.20	57.15	≤74	PASS
				Peak	5150.000	-41.41	≤-21.20	53.79	≤74	PASS
		High	5290	AV	5350.000	-46.08	≤-41.20	49.12	≤54	PASS
				AV	5370.000	-45.46	≤-41.20	49.74	≤54	PASS
				AV	5460.000	-46.93	≤-41.20	48.27	≤54	PASS
				Peak	5350.000	-40.13	≤-21.20	55.07	≤74	PASS
				Peak	5350.800	-36.96	≤-21.20	58.24	≤74	PASS
				Peak	5460.000	-40.24	≤-21.20	54.96	≤74	PASS
		Low	5530	AV	5460.000	-45.74	≤-41.20	49.46	≤54	PASS
				AV	5469.760	-43.94	≤-41.20	51.26	≤54	PASS
				AV	5470.000	-44.48	≤-41.20	50.72	≤54	PASS
				Peak	5460.000	-40.34	≤-21.20	54.86	≤74	PASS
				Peak	5468.200	-34.59	≤-21.20	60.61	≤74	PASS
				Peak	5470.000	-36.73	≤-21.20	58.47	≤74	PASS
		High	5610	AV	5725.000	-46.06	≤-41.20	49.14	≤54	PASS
				AV	5731.600	-45.69	≤-41.20	49.51	≤54	PASS
				AV	5735.000	-45.83	≤-41.20	49.37	≤54	PASS
				Peak	5725.000	-39.09	≤-21.20	56.11	≤74	PASS
				Peak	5729.400	-37.58	≤-21.20	57.62	≤74	PASS
				Peak	5735.000	-40.37	≤-21.20	54.83	≤74	PASS

Note：

1. The Antenna Gain is compensated in the graph.
2. For transmitters operating in 5150-5350 GHz band and 5470-5725 GHz band: The limit in dBm for average detector is conversion from 54dBuV/m, according to 15.209(a). The limit in dBm for peak detector is 20dB above the limit of average detector in dBm.

Test Graphs

11A_Ant1_Low_5260_AV

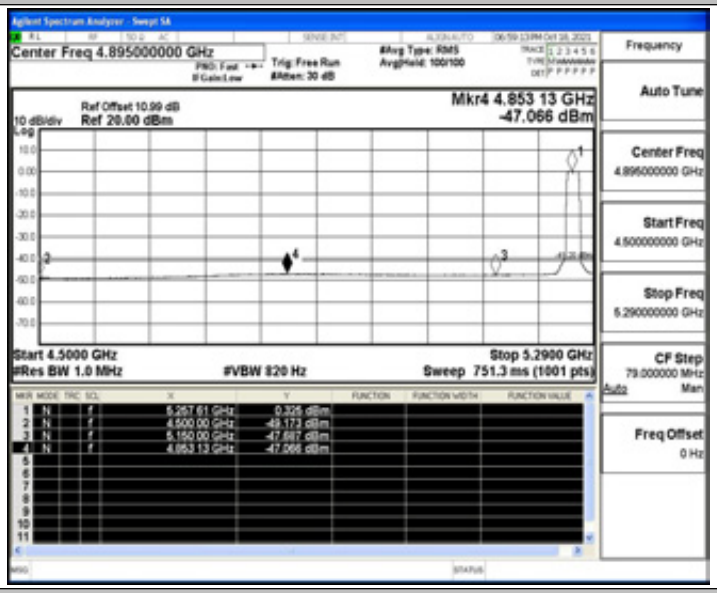

11A_Ant1_Low_5260_Peak

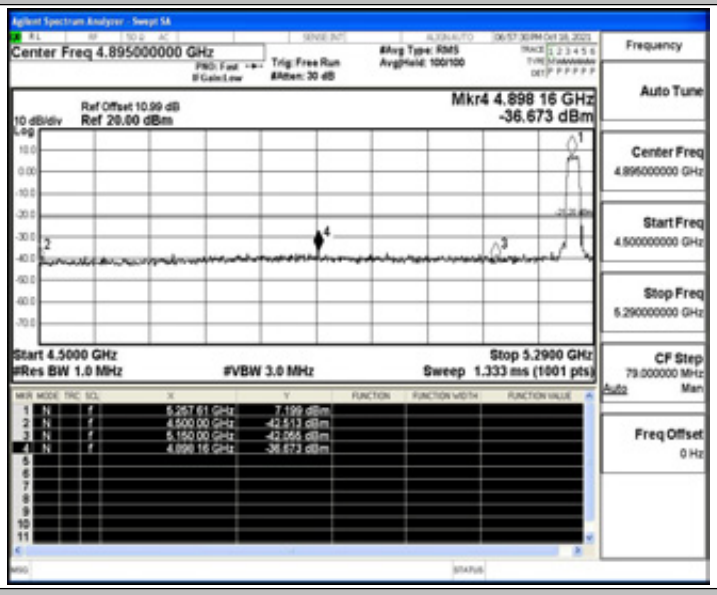

11A_Ant1_High_5320_AV

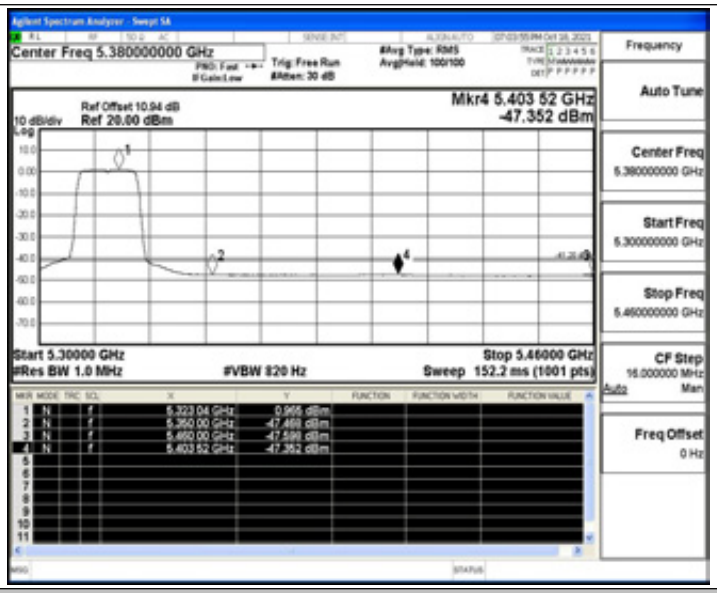

11A_Ant1_High_5320_Peak

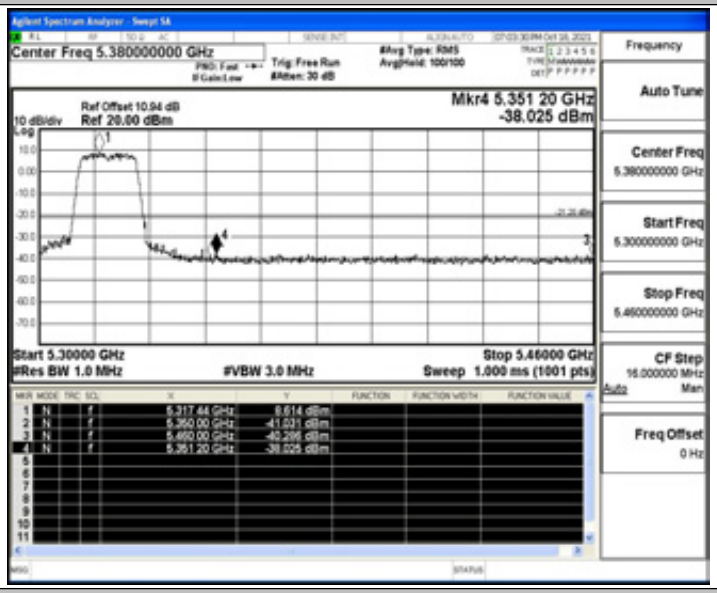

11A_Ant1_Low_5500_AV

11A_Ant1_Low_5500_Peak

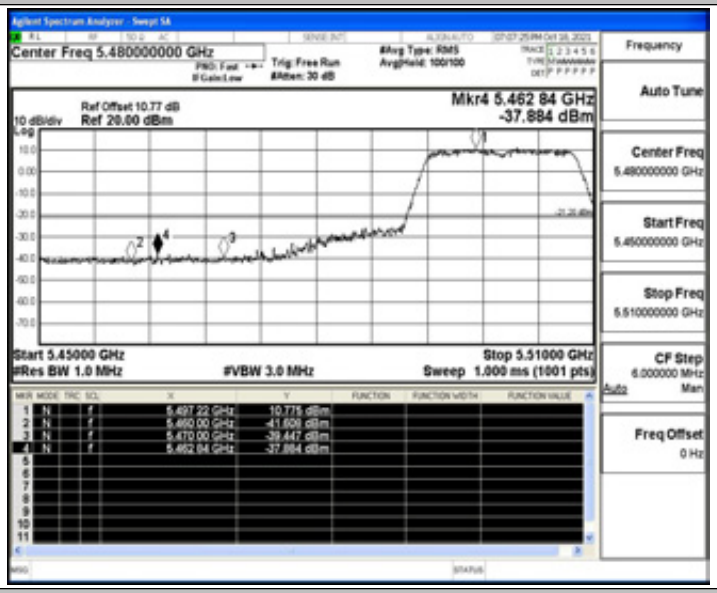

11A_Ant1_High_5700_AV

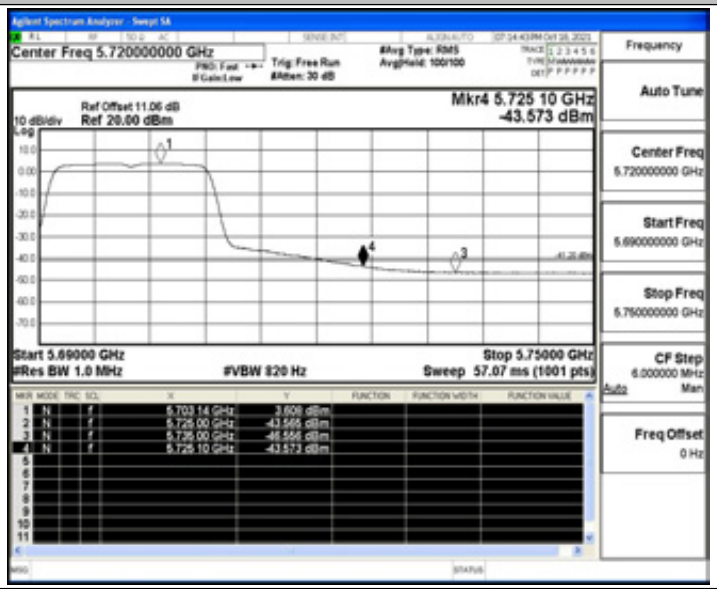

11A_Ant1_High_5700_Peak

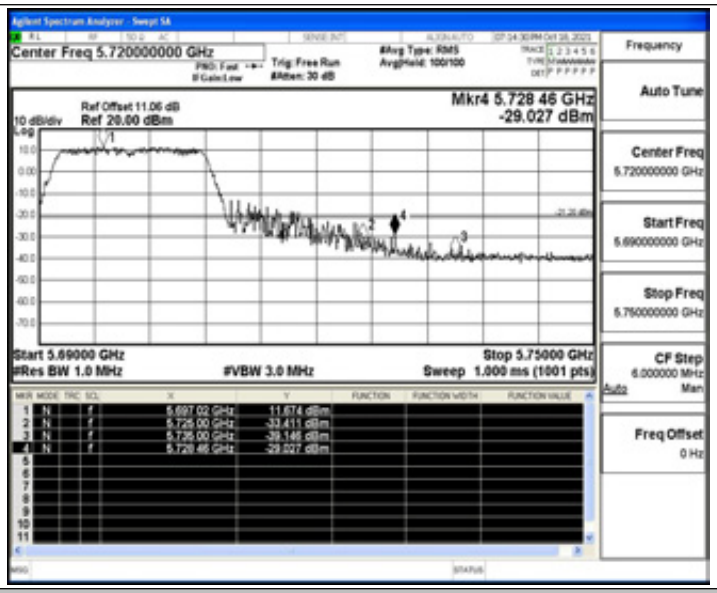

11N20SISO_Ant1_Low_5260_AV

11N20SISO_Ant1_Low_5260_Peak

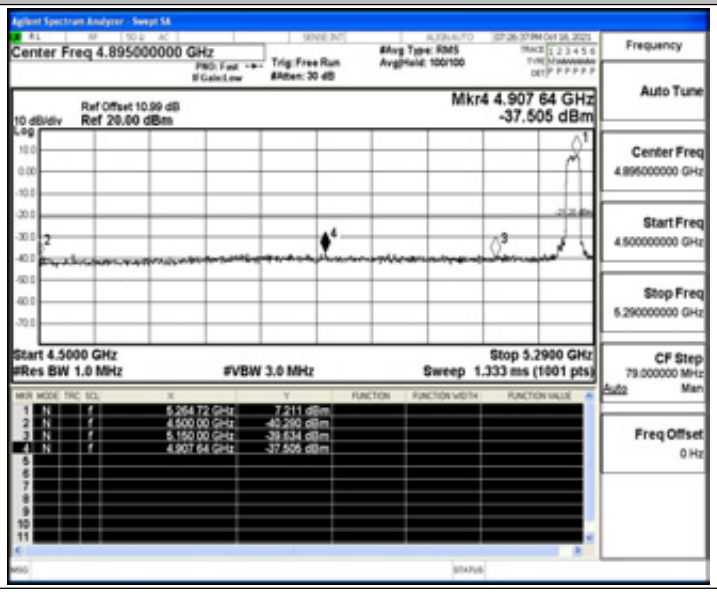

11N20SISO_Ant1_High_5320_AV

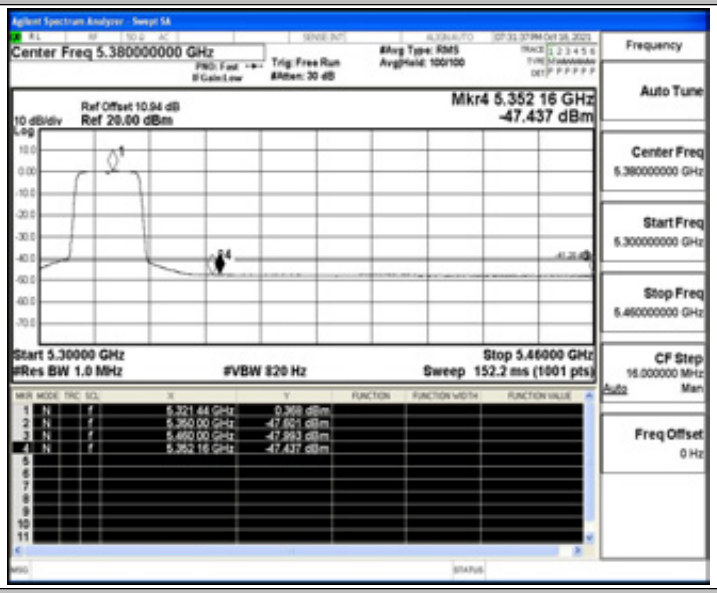

11N20SISO_Ant1_High_5320_Peak

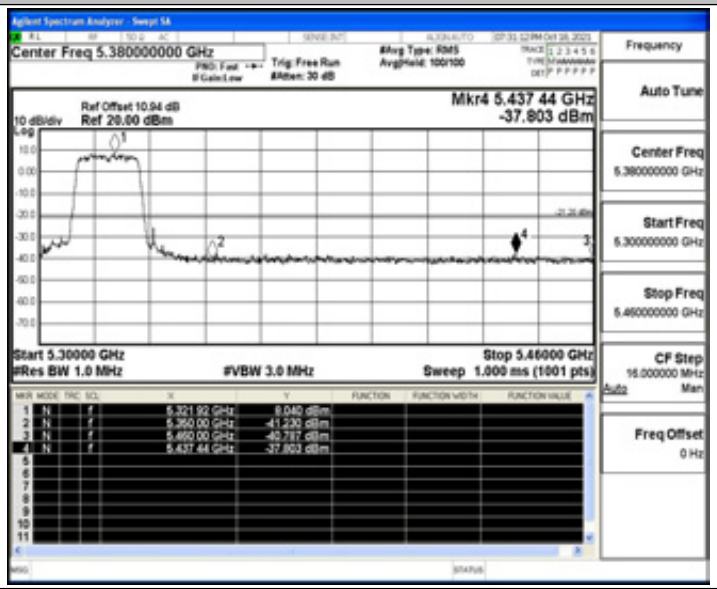

11N20SISO_Ant1_Low_5500_AV

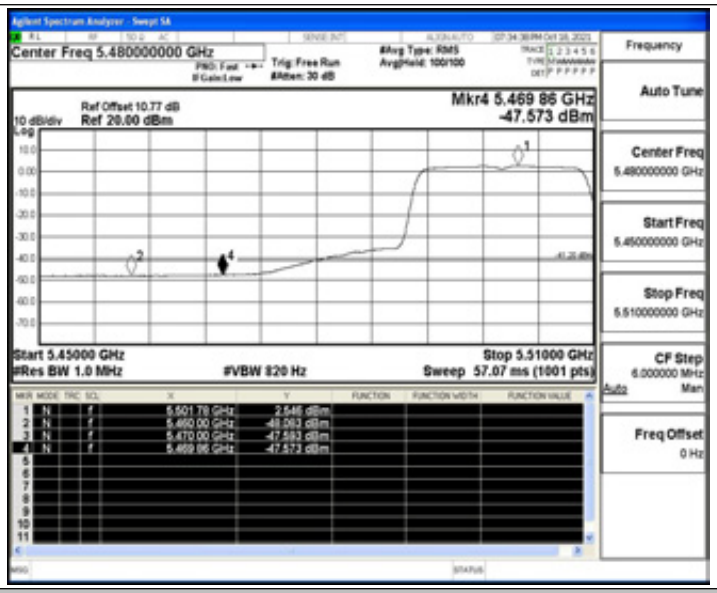

11N20SISO_Ant1_Low_5500_Peak

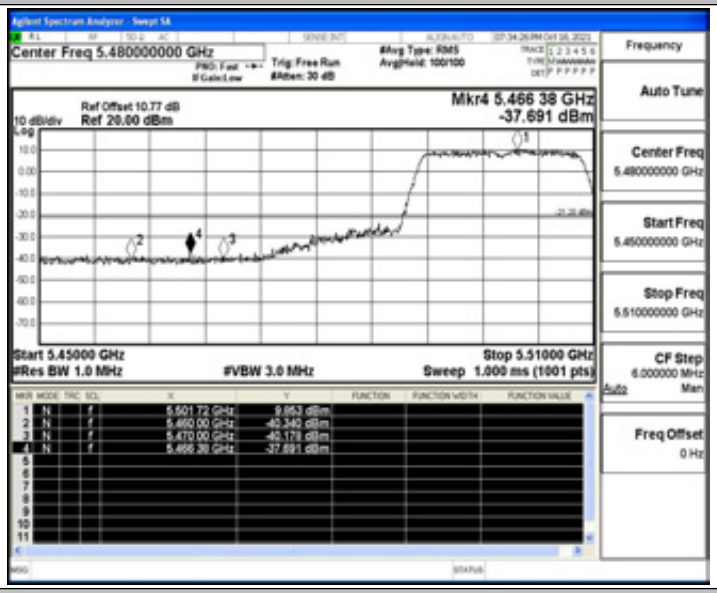

11N20SISO_Ant1_High_5700_AV

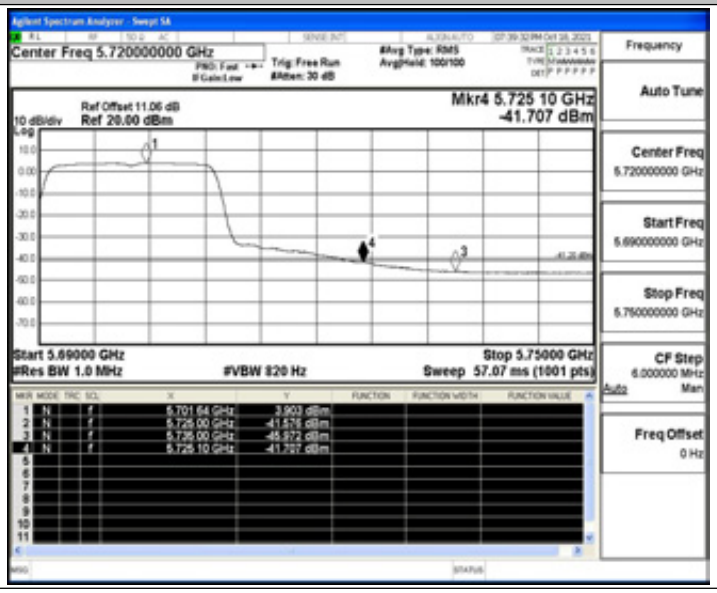

11N20SISO_Ant1_High_5700_Peak

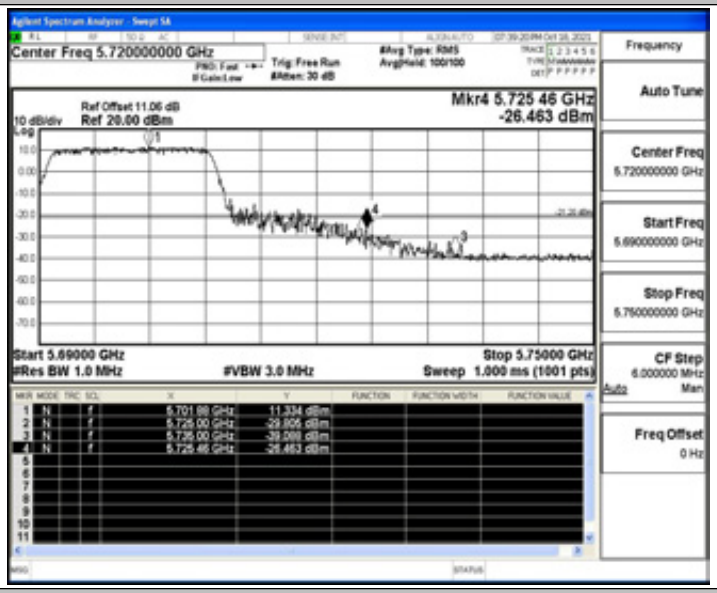

11N40SISO_Ant1_Low_5270_AV

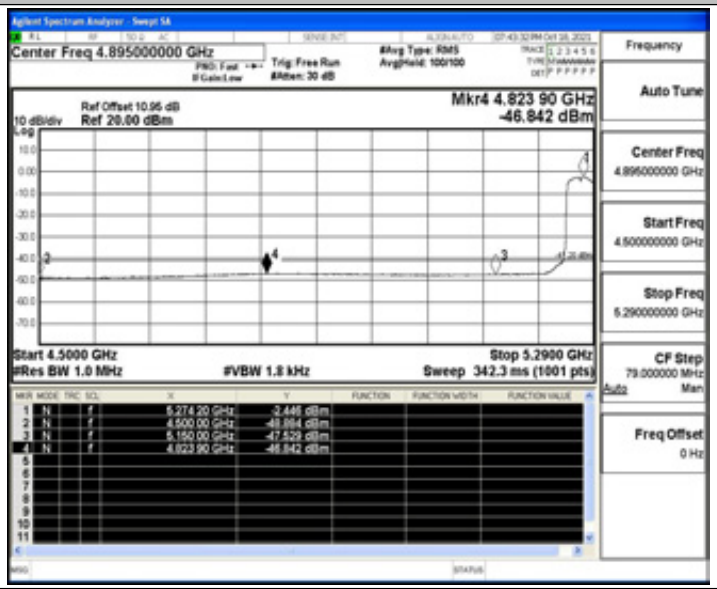

11N40SISO_Ant1_Low_5270_Peak

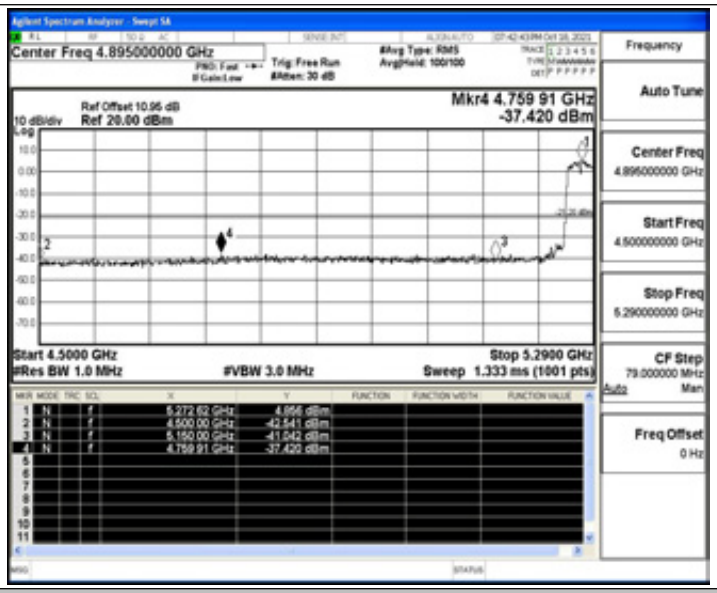

11N40SISO_Ant1_High_5310_AV

11N40SISO_Ant1_High_5310_Peak

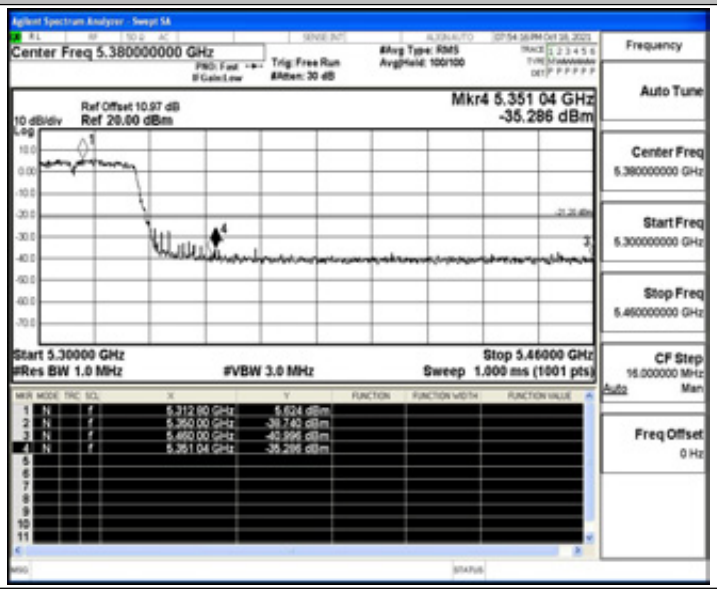

11N40SISO_Ant1_Low_5510_AV

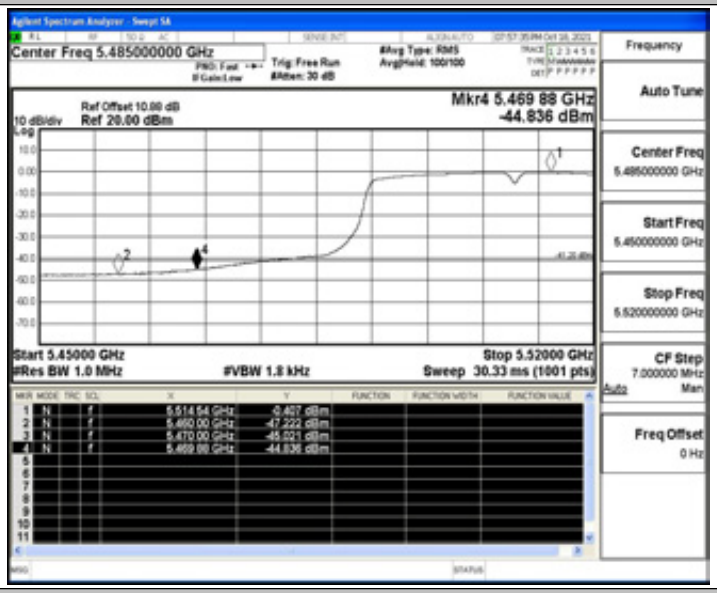

11N40SISO_Ant1_Low_5510_Peak

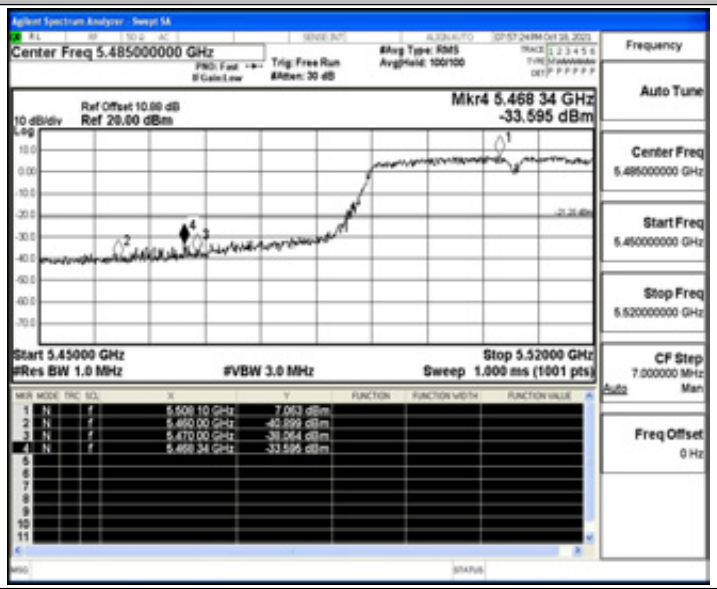

11N40SISO_Ant1_High_5670_AV

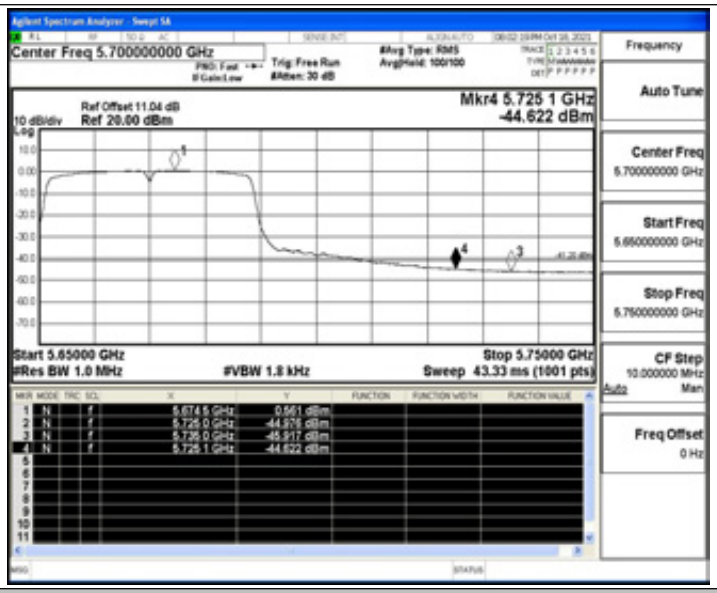

11N40SISO_Ant1_High_5670_Peak

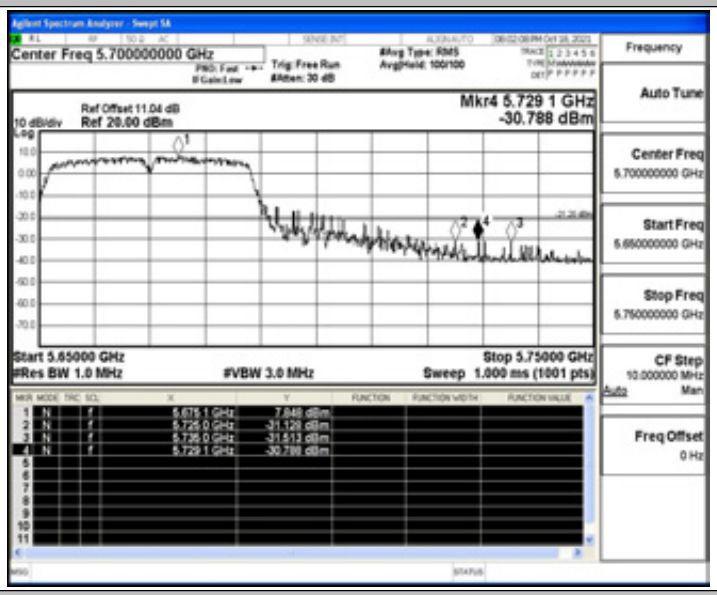

11AC20SISO_Ant1_Low_5260_AV

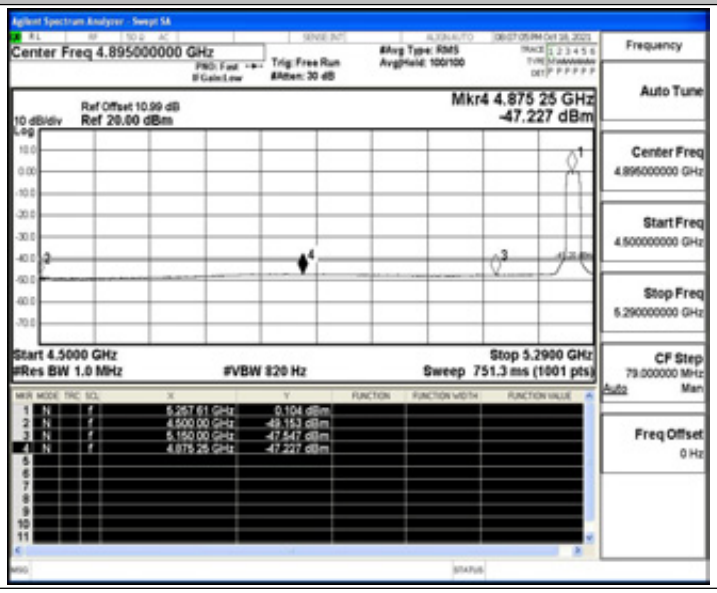

11AC20SISO_Ant1_Low_5260_Peak

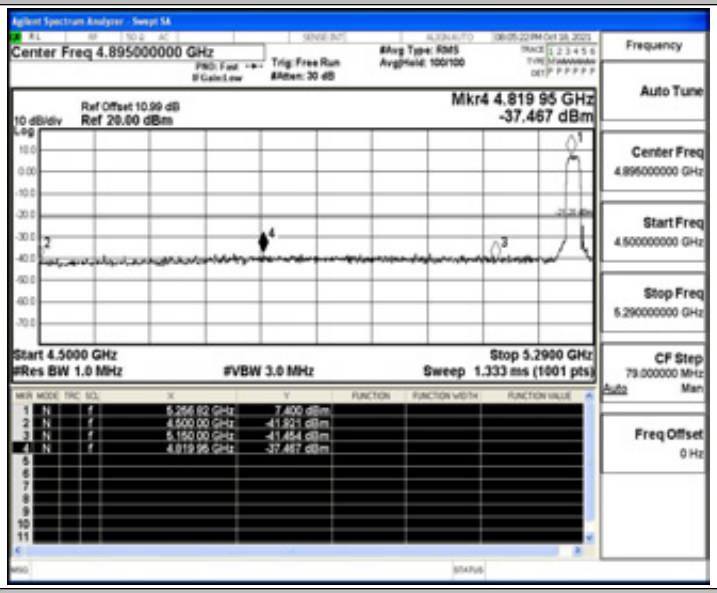

11AC20SISO_Ant1_High_5320_AV

11AC20SISO_Ant1_High_5320_Peak

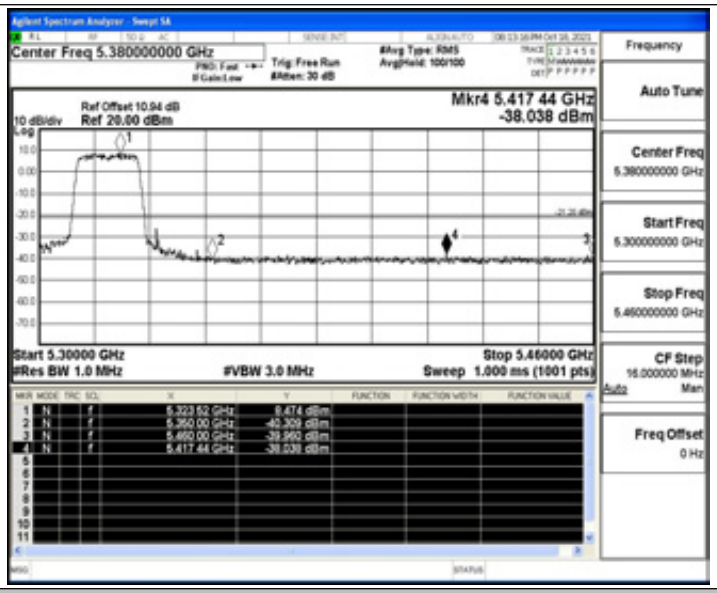

11AC20SISO_Ant1_Low_5500_AV

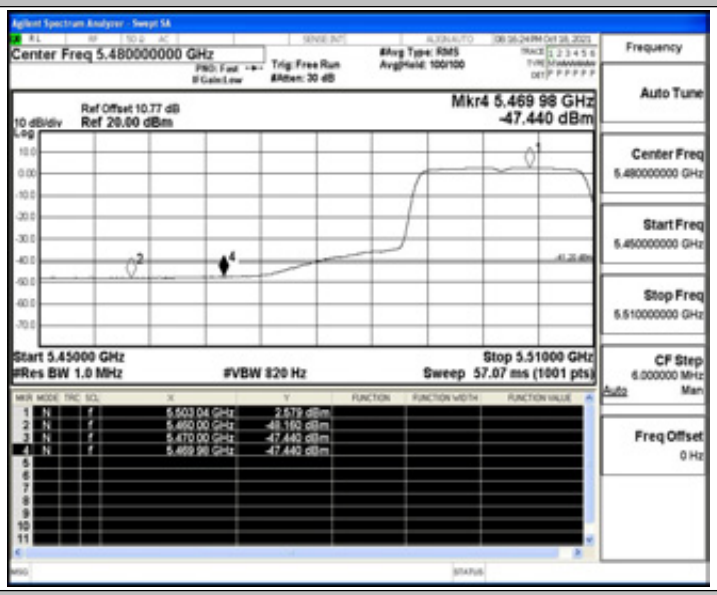

11AC20SISO_Ant1_Low_5500_Peak

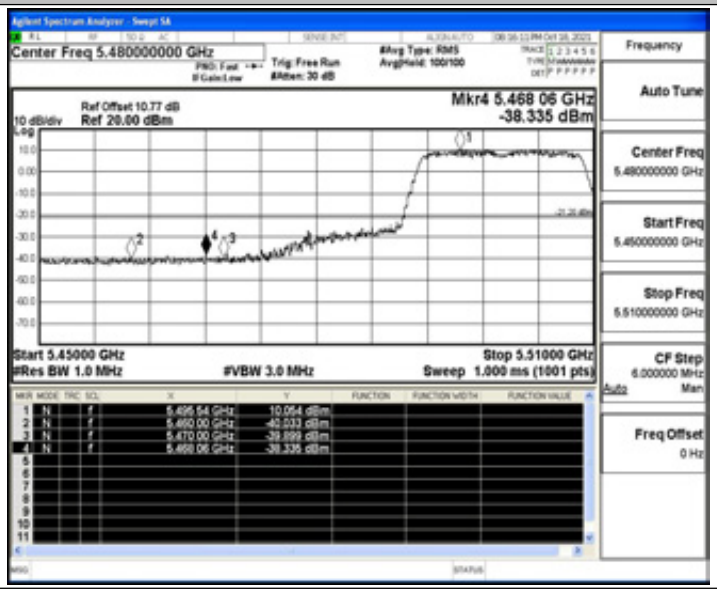

11AC20SISO_Ant1_High_5700_AV

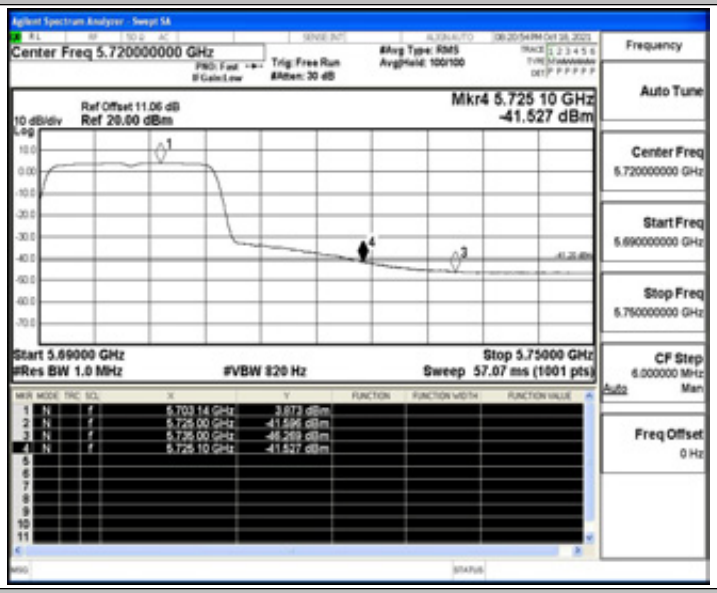

11AC20SISO_Ant1_High_5700_Peak

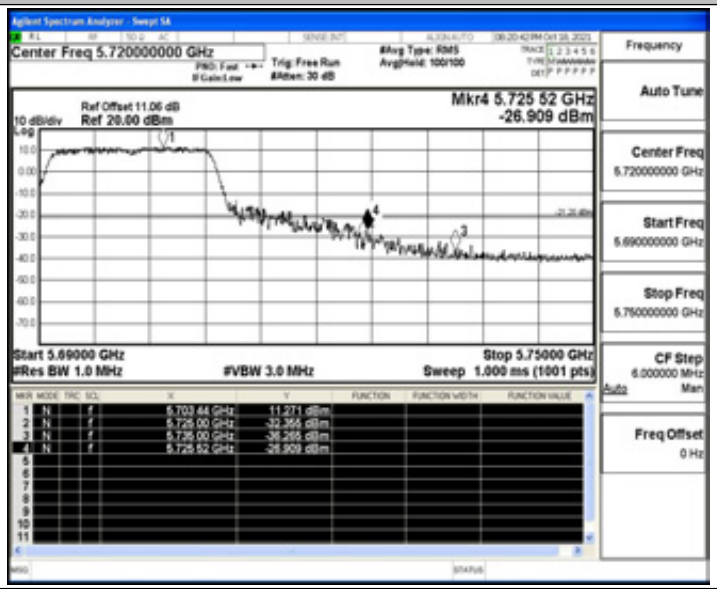

11AC40SISO_Ant1_Low_5270_AV

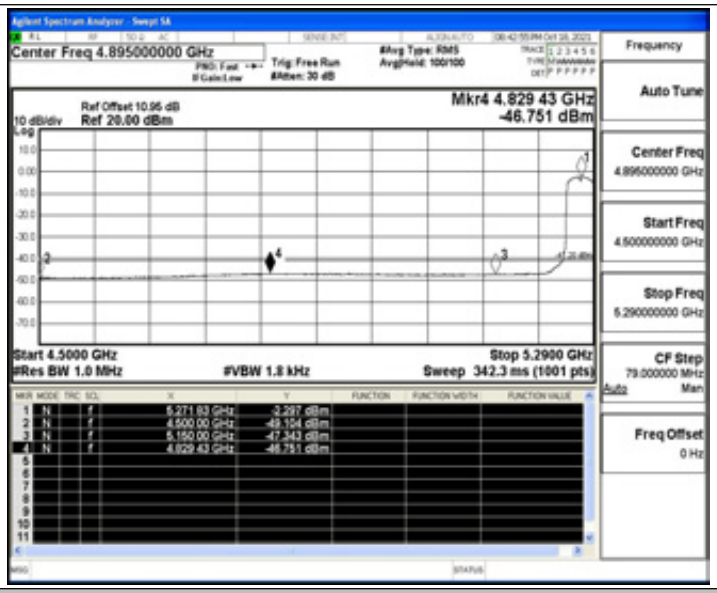

11AC40SISO_Ant1_Low_5270_Peak

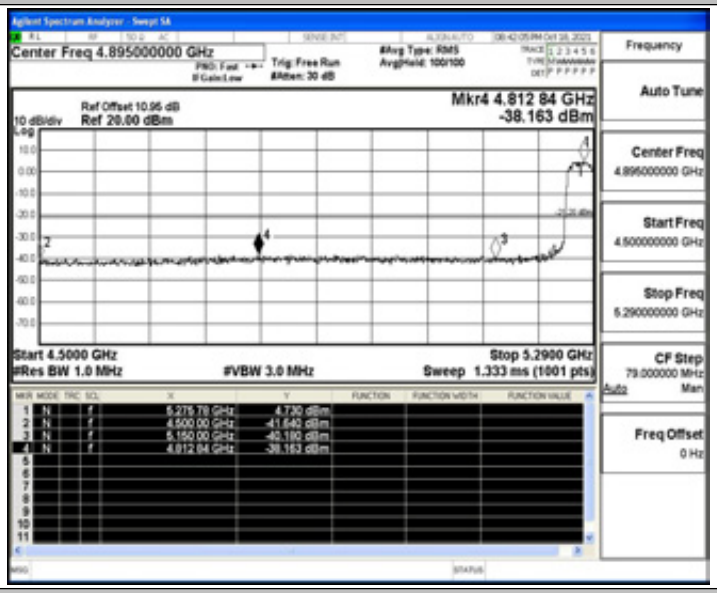

11AC40SISO_Ant1_High_5310_AV

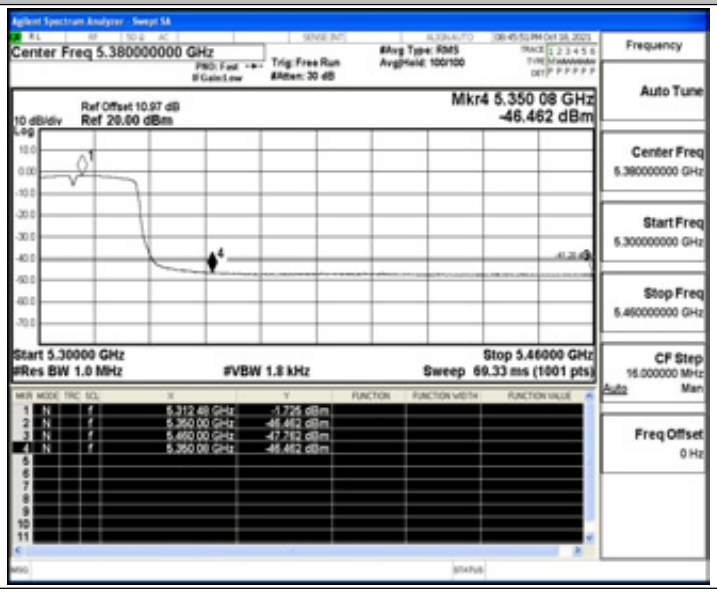

11AC40SISO_Ant1_High_5310_Peak

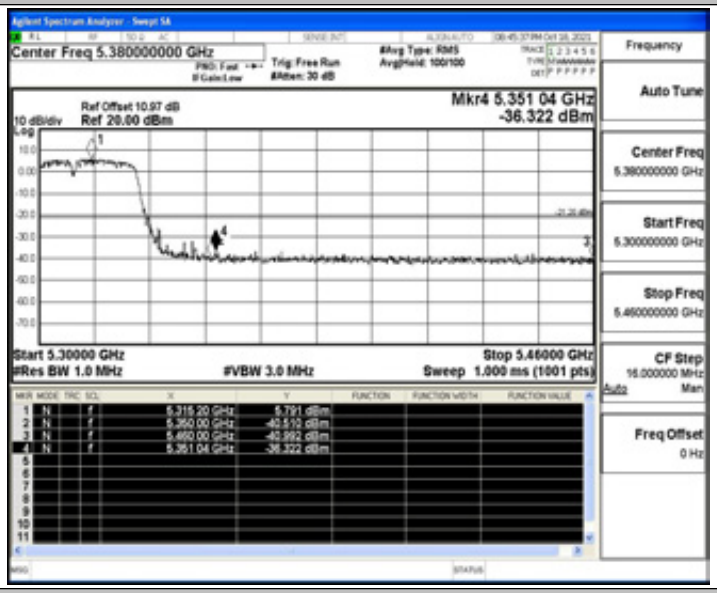

11AC40SISO_Ant1_Low_5510_AV

11AC40SISO_Ant1_Low_5510_Peak

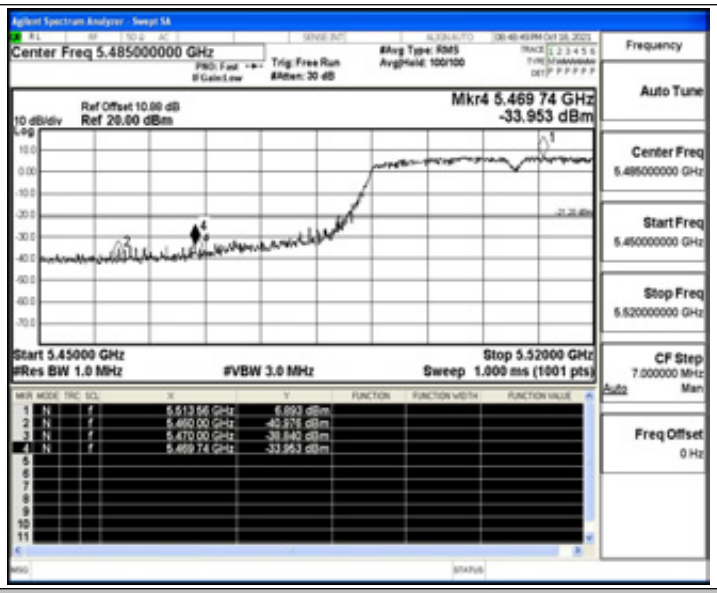

11AC40SISO_Ant1_High_5670_AV

11AC40SISO_Ant1_High_5670_Peak

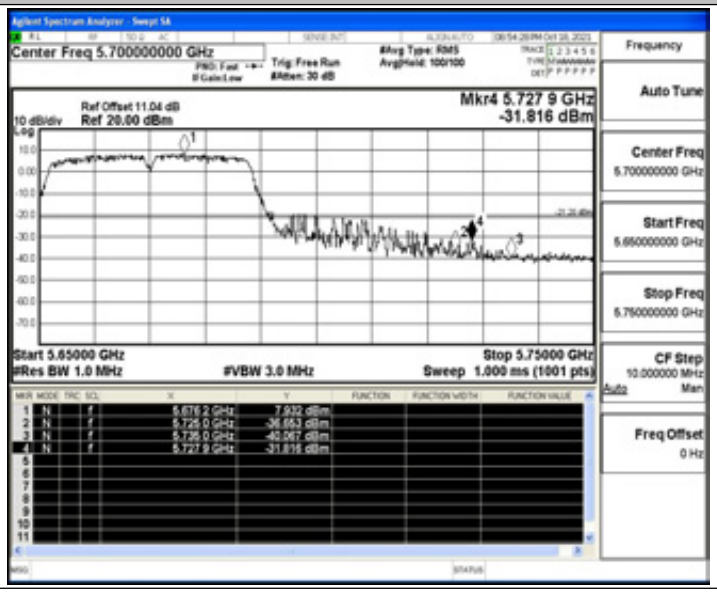

11AC80SISO_Ant1_Low_5290_AV

11AC80SISO_Ant1_Low_5290_Peak

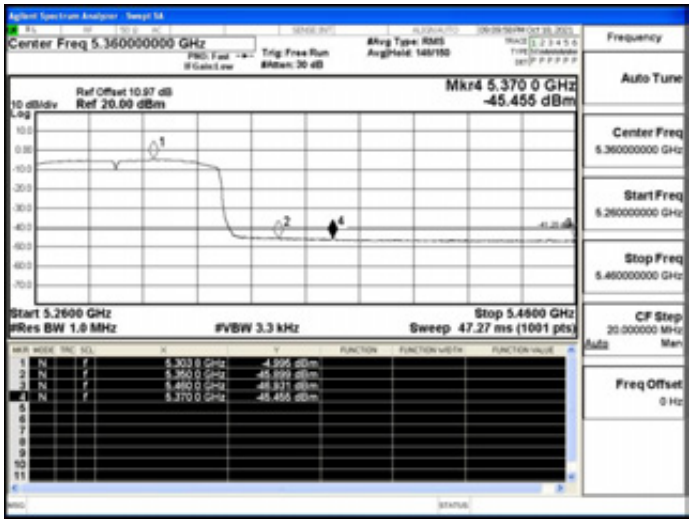

11AC80SISO_Ant1_High_5290_AV

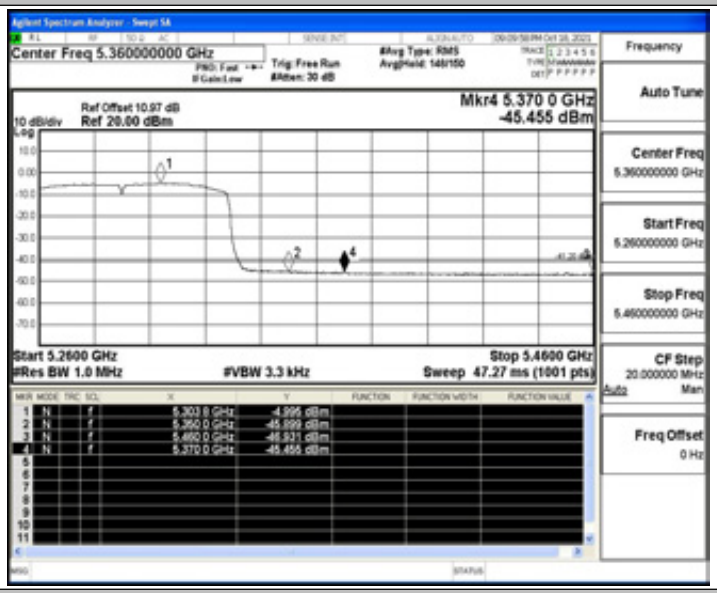

11AC80SISO_Ant1_High_5290_Peak

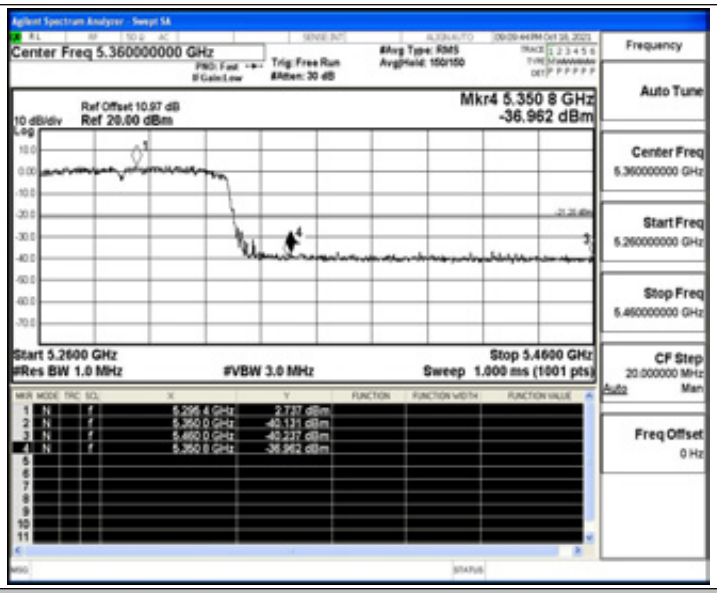

11AC80SISO_Ant1_Low_5530_AV

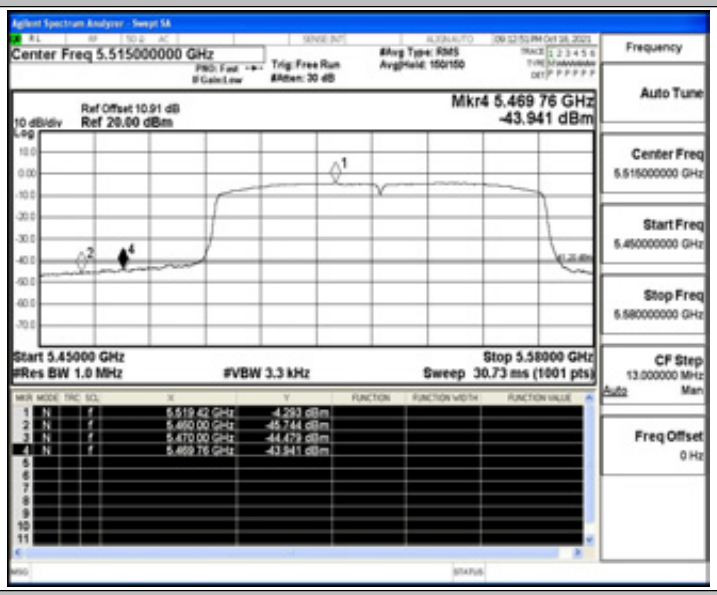

11AC80SISO_Ant1_Low_5530_Peak

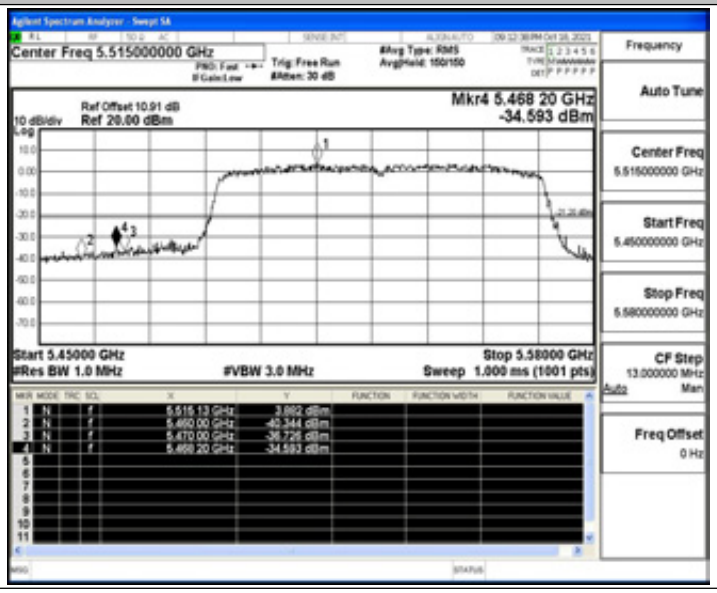

11AC80SISO_Ant1_High_5610_AV

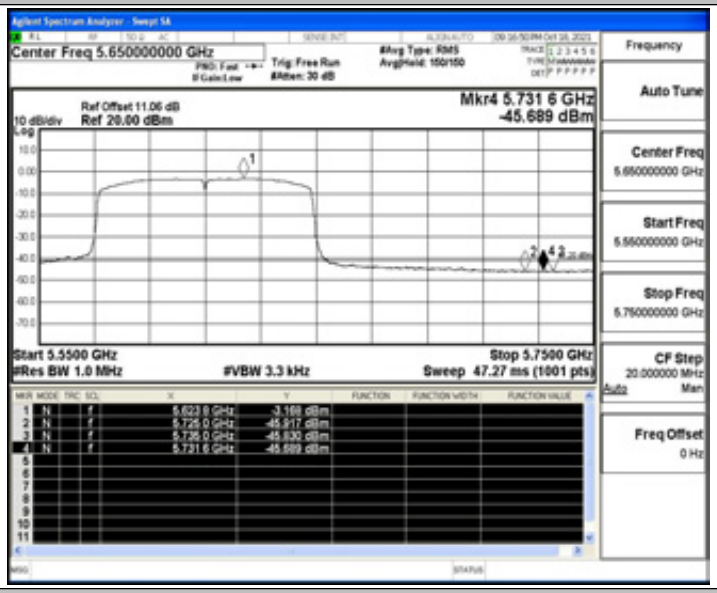

11AC80SISO_Ant1_High_5610_Peak

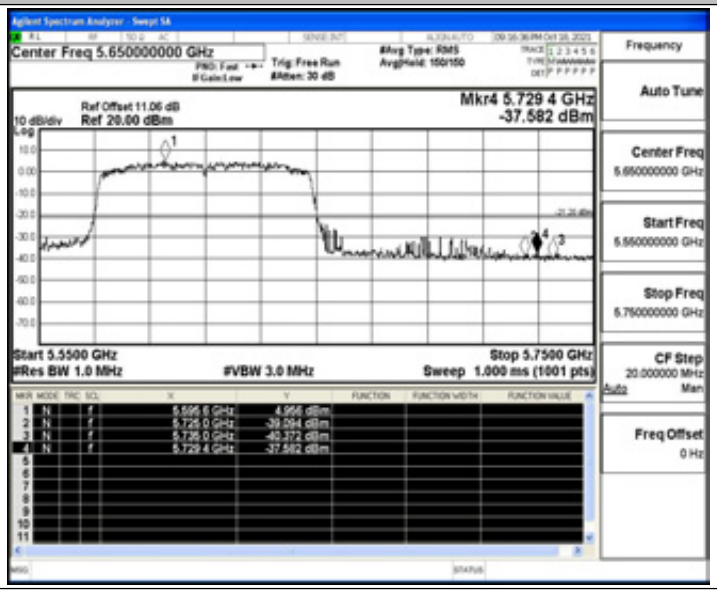

Appendix P.6 Frequency Stability

Test Result

Voltage								
TestMode	Antenna	Channel	Voltage [Vdc]	Temperature (℃)	Deviation (Hz)	Deviation (ppm)	Limit (ppm)	Verdict
11A	Ant1	5260	NV	NT	0	0	20	PASS
			LV	NT	0	0	20	PASS
			HV	NT	0	0	20	PASS
		5280	NV	NT	-5000	-0.94697	20	PASS
			LV	NT	-5000	-0.94697	20	PASS
			HV	NT	-5000	-0.94697	20	PASS
		5320	NV	NT	-6000	-1.12782	20	PASS
			LV	NT	-7000	-1.315789	20	PASS
			HV	NT	-7000	-1.315789	20	PASS
11N20SISO	Ant1	5260	NV	NT	-7000	-1.330798	20	PASS
			LV	NT	-7000	-1.330798	20	PASS
			HV	NT	-8000	-1.520913	20	PASS
		5280	NV	NT	-8000	-1.515152	20	PASS
			LV	NT	-9000	-1.704545	20	PASS
			HV	NT	-9000	-1.704545	20	PASS
		5320	NV	NT	-9000	-1.691729	20	PASS
			LV	NT	-9000	-1.691729	20	PASS
			HV	NT	-9000	-1.691729	20	PASS
11N40SISO	Ant1	5270	NV	NT	-10000	-1.897533	20	PASS
			LV	NT	-10000	-1.897533	20	PASS
			HV	NT	-11000	-2.087287	20	PASS
		5310	NV	NT	-11000	-2.071563	20	PASS
			LV	NT	-11000	-2.071563	20	PASS
			HV	NT	-11000	-2.071563	20	PASS
11AC20SISO	Ant1	5260	NV	NT	-11000	-2.091255	20	PASS
			LV	NT	-11000	-2.091255	20	PASS
			HV	NT	-11000	-2.091255	20	PASS
		5280	NV	NT	-11000	-2.083333	20	PASS
			LV	NT	-11000	-2.083333	20	PASS
			HV	NT	-11000	-2.083333	20	PASS
		5320	NV	NT	-11000	-2.067669	20	PASS
			LV	NT	-11000	-2.067669	20	PASS
			HV	NT	-11000	-2.067669	20	PASS
11AC40SISO	Ant1	5270	NV	NT	-11000	-2.087287	20	PASS
			LV	NT	-11000	-2.087287	20	PASS

			HV	NT	-11000	-2.087287	20	PASS
		5310	NV	NT	-12000	-2.259887	20	PASS
			LV	NT	-12000	-2.259887	20	PASS
			HV	NT	-12000	-2.259887	20	PASS
11AC80SISO	Ant1	5290	NV	NT	-25000	-4.725898	20	PASS
			LV	NT	-26000	-4.914934	20	PASS
			HV	NT	-27000	-5.10397	20	PASS

Temperature								
TestMode	Antenna	Channel	Voltage [Vdc]	Temperature (℃)	Deviation (Hz)	Deviation (ppm)	Limit (ppm)	Verdict
11A	Ant1	5260	NV	-30	-2000	-0.380228	20	PASS
			NV	-20	-2000	-0.380228	20	PASS
			NV	-10	-3000	-0.570342	20	PASS
			NV	0	-3000	-0.570342	20	PASS
			NV	10	-3000	-0.570342	20	PASS
			NV	20	-4000	-0.760456	20	PASS
			NV	30	-4000	-0.760456	20	PASS
			NV	40	-4000	-0.760456	20	PASS
			NV	50	-4000	-0.760456	20	PASS
		5280	NV	-30	-5000	-0.94697	20	PASS
			NV	-20	-5000	-0.94697	20	PASS
			NV	-10	-5000	-0.94697	20	PASS
			NV	0	-6000	-1.136364	20	PASS
			NV	10	-6000	-1.136364	20	PASS
			NV	20	-6000	-1.136364	20	PASS
			NV	30	-6000	-1.136364	20	PASS
			NV	40	-6000	-1.136364	20	PASS
			NV	50	-6000	-1.136364	20	PASS
		5320	NV	-30	-7000	-1.315789	20	PASS
			NV	-20	-7000	-1.315789	20	PASS
			NV	-10	-7000	-1.315789	20	PASS
			NV	0	-7000	-1.315789	20	PASS
			NV	10	-7000	-1.315789	20	PASS
			NV	20	-7000	-1.315789	20	PASS
			NV	30	-7000	-1.315789	20	PASS
			NV	40	-8000	-1.503759	20	PASS
			NV	50	-8000	-1.503759	20	PASS
11N20SISO	Ant1	5260	NV	-30	-8000	-1.520913	20	PASS
			NV	-20	-8000	-1.520913	20	PASS
			NV	-10	-8000	-1.520913	20	PASS
			NV	0	-8000	-1.520913	20	PASS
			NV	10	-8000	-1.520913	20	PASS

			NV	20	-9000	-1.711027	20	PASS
			NV	30	-9000	-1.711027	20	PASS
			NV	40	-9000	-1.711027	20	PASS
			NV	50	-9000	-1.711027	20	PASS
		5280	NV	-30	-9000	-1.704545	20	PASS
			NV	-20	-9000	-1.704545	20	PASS
			NV	-10	-9000	-1.704545	20	PASS
			NV	0	-9000	-1.704545	20	PASS
			NV	10	-9000	-1.704545	20	PASS
			NV	20	-10000	-1.893939	20	PASS
			NV	30	-9000	-1.704545	20	PASS
			NV	40	-9000	-1.704545	20	PASS
			NV	50	-9000	-1.704545	20	PASS
		5320	NV	-30	-9000	-1.691729	20	PASS
			NV	-20	-10000	-1.879699	20	PASS
			NV	-10	-10000	-1.879699	20	PASS
			NV	0	-10000	-1.879699	20	PASS
			NV	10	-10000	-1.879699	20	PASS
			NV	20	-10000	-1.879699	20	PASS
			NV	30	-10000	-1.879699	20	PASS
			NV	40	-10000	-1.879699	20	PASS
			NV	50	-10000	-1.879699	20	PASS
11N40SISO	Ant1	5270	NV	-30	-11000	-2.087287	20	PASS
			NV	-20	-11000	-2.087287	20	PASS
			NV	-10	-11000	-2.087287	20	PASS
			NV	0	-11000	-2.087287	20	PASS
			NV	10	-11000	-2.087287	20	PASS
			NV	20	-11000	-2.087287	20	PASS
			NV	30	-11000	-2.087287	20	PASS
			NV	40	-11000	-2.087287	20	PASS
			NV	50	-11000	-2.087287	20	PASS
		5310	NV	-30	-12000	-2.259887	20	PASS
			NV	-20	-11000	-2.071563	20	PASS
			NV	-10	-11000	-2.071563	20	PASS
			NV	0	-11000	-2.071563	20	PASS
			NV	10	-11000	-2.071563	20	PASS
			NV	20	-11000	-2.071563	20	PASS
			NV	30	-11000	-2.071563	20	PASS
			NV	40	-11000	-2.071563	20	PASS
			NV	50	-11000	-2.071563	20	PASS
11AC20SISO	Ant1	5260	NV	-30	-11000	-2.091255	20	PASS
			NV	-20	-11000	-2.091255	20	PASS
			NV	-10	-11000	-2.091255	20	PASS

			NV	0	-11000	-2.091255	20	PASS
			NV	10	-11000	-2.091255	20	PASS
			NV	20	-11000	-2.091255	20	PASS
			NV	30	-11000	-2.091255	20	PASS
			NV	40	-11000	-2.091255	20	PASS
			NV	50	-11000	-2.091255	20	PASS
		5280	NV	-30	-11000	-2.083333	20	PASS
			NV	-20	-11000	-2.083333	20	PASS
			NV	-10	-11000	-2.083333	20	PASS
			NV	0	-11000	-2.083333	20	PASS
			NV	10	-11000	-2.083333	20	PASS
			NV	20	-11000	-2.083333	20	PASS
			NV	30	-11000	-2.083333	20	PASS
			NV	40	-11000	-2.083333	20	PASS
			NV	50	-11000	-2.083333	20	PASS
		5320	NV	-30	-11000	-2.067669	20	PASS
			NV	-20	-11000	-2.067669	20	PASS
			NV	-10	-11000	-2.067669	20	PASS
			NV	0	-12000	-2.255639	20	PASS
			NV	10	-11000	-2.067669	20	PASS
			NV	20	-12000	-2.255639	20	PASS
			NV	30	-12000	-2.255639	20	PASS
			NV	40	-11000	-2.067669	20	PASS
			NV	50	-11000	-2.067669	20	PASS
11AC40S ISO	Ant1	5270	NV	-30	-11000	-2.087287	20	PASS
			NV	-20	-11000	-2.087287	20	PASS
			NV	-10	-11000	-2.087287	20	PASS
			NV	0	-11000	-2.087287	20	PASS
			NV	10	-11000	-2.087287	20	PASS
			NV	20	-12000	-2.27704	20	PASS
			NV	30	-11000	-2.087287	20	PASS
			NV	40	-12000	-2.27704	20	PASS
			NV	50	-12000	-2.27704	20	PASS
		5310	NV	-30	-12000	-2.259887	20	PASS
			NV	-20	-12000	-2.259887	20	PASS
			NV	-10	-12000	-2.259887	20	PASS
			NV	0	-12000	-2.259887	20	PASS
			NV	10	-12000	-2.259887	20	PASS
			NV	20	-12000	-2.259887	20	PASS
			NV	30	-12000	-2.259887	20	PASS
			NV	40	-12000	-2.259887	20	PASS
			NV	50	-12000	-2.259887	20	PASS
11AC80S	Ant1	5290	NV	-30	-27000	-5.10397	20	PASS

ISO			NV	-20	-28000	-5.293006	20	PASS
			NV	-10	-28000	-5.293006	20	PASS
			NV	0	-28000	-5.293006	20	PASS
			NV	10	-29000	-5.482042	20	PASS
			NV	20	-29000	-5.482042	20	PASS
			NV	30	-29000	-5.482042	20	PASS
			NV	40	-29000	-5.482042	20	PASS
			NV	50	-29000	-5.482042	20	PASS