LTE Band 14 / 5MHz / 16QAM

Highest Channel / 1RB

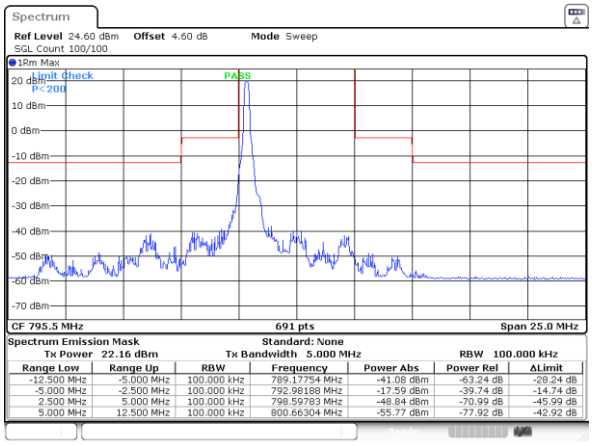

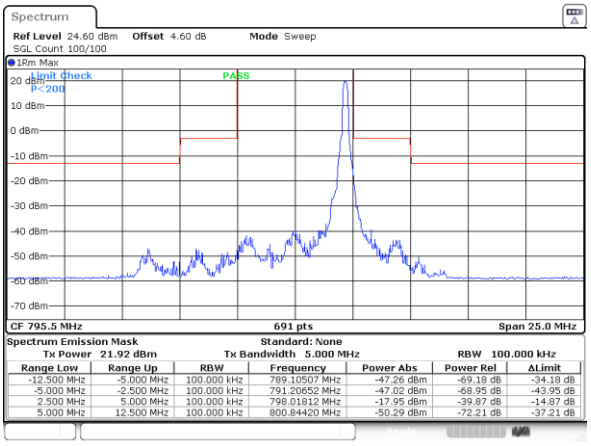

Highest Channel / Full RB

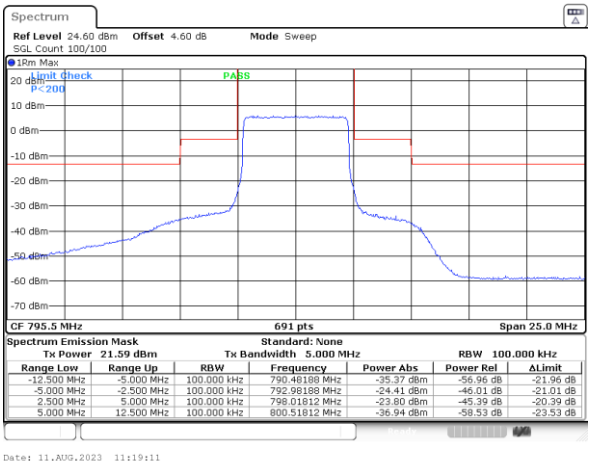

LTE Band 14 / 5MHz / 64QAM

Highest Channel / 1RB

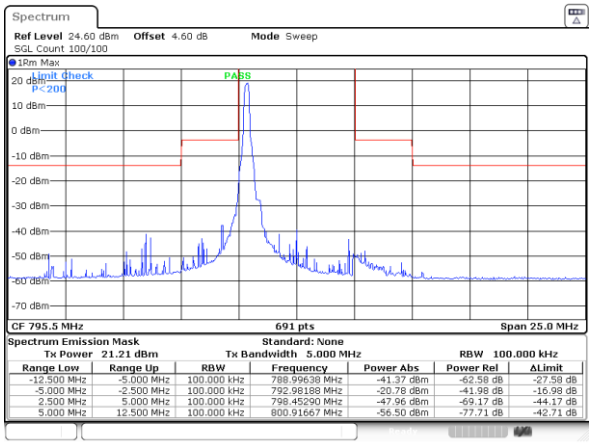

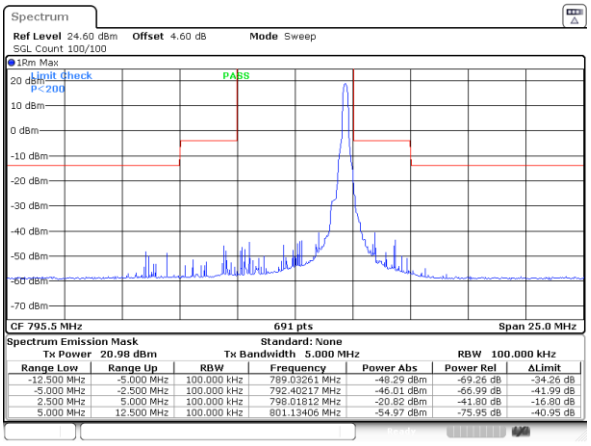

Highest Channel / Full RB

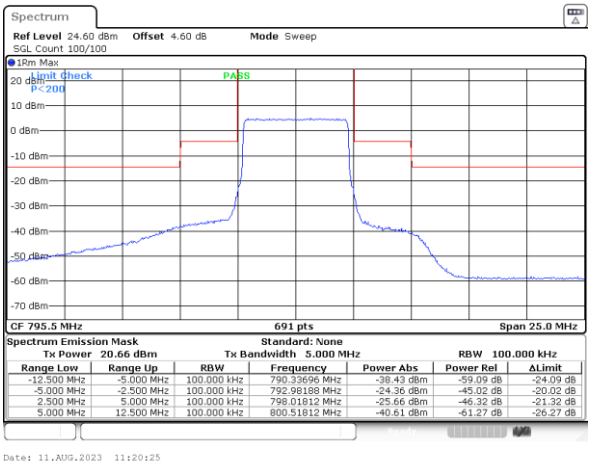

LTE Band 14 / 5MHz / 256QAM

Highest Channel / 1RB

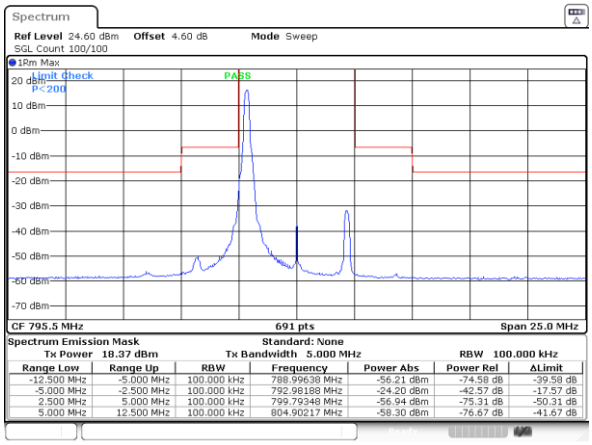

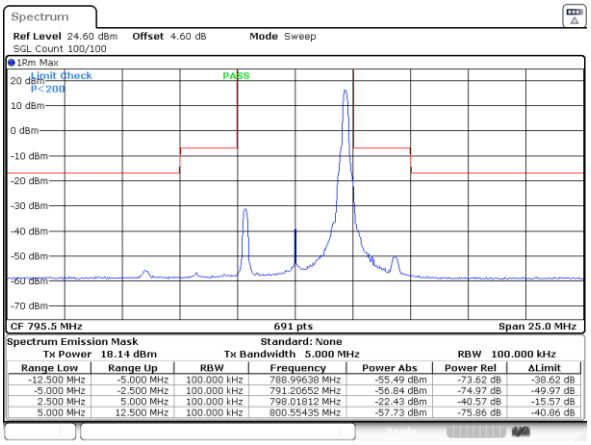

Highest Channel / Full RB

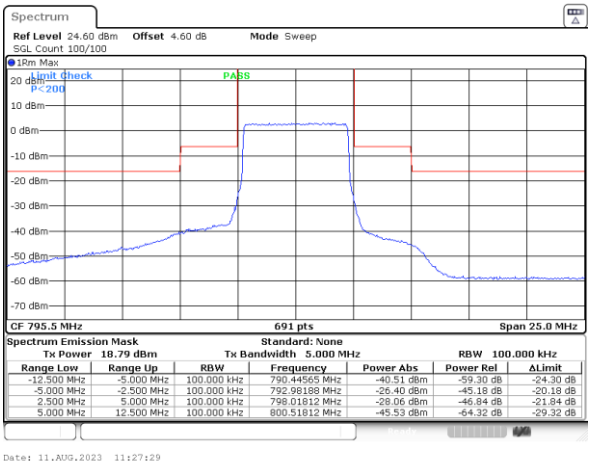

LTE Band 14 / 10MHz / QPSK

Middle Channel / 1RB

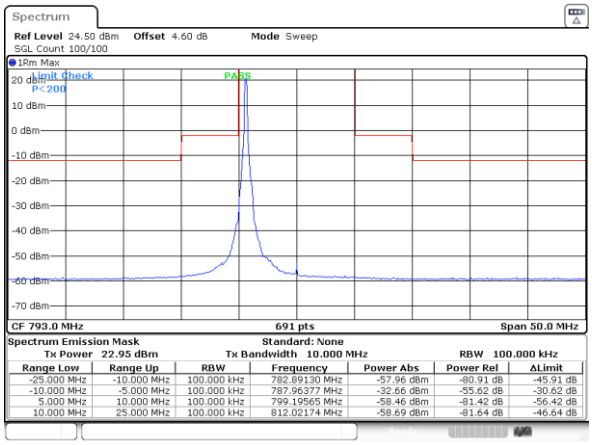

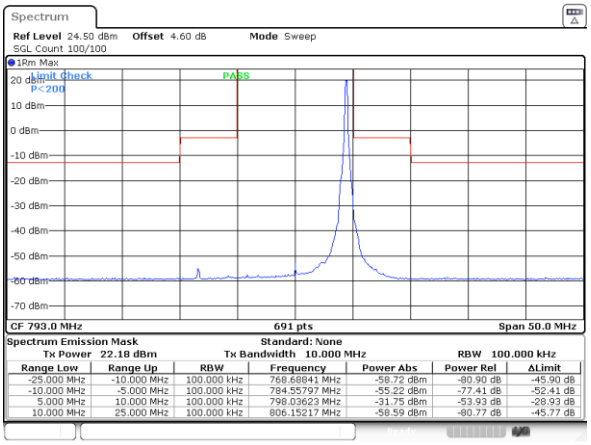

Middle Channel / Full RB

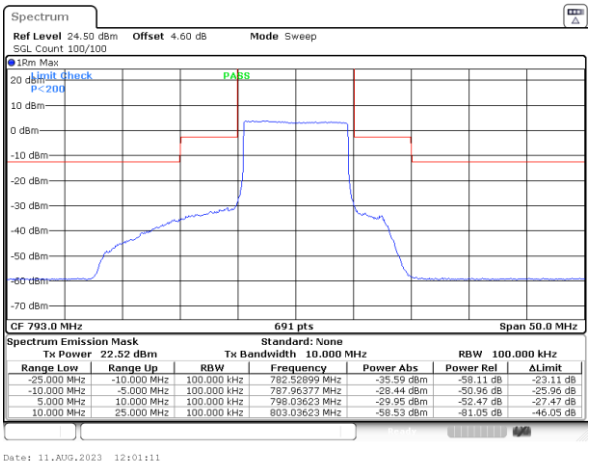

LTE Band 14 / 10MHz / 16QAM

Middle Channel / 1RB

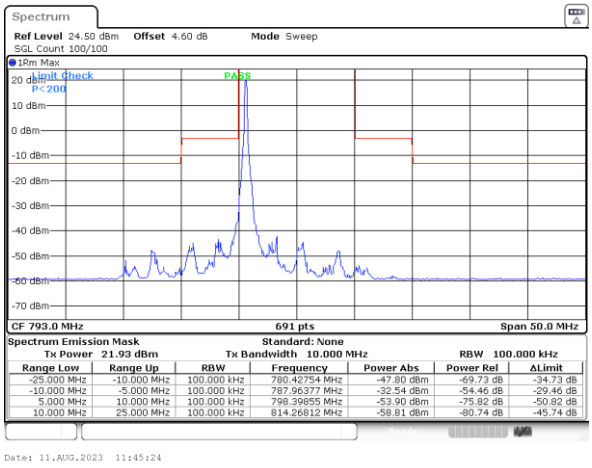

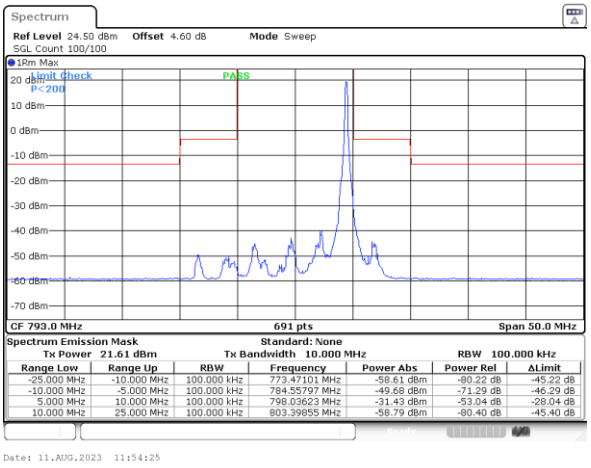

Middle Channel / Full RB

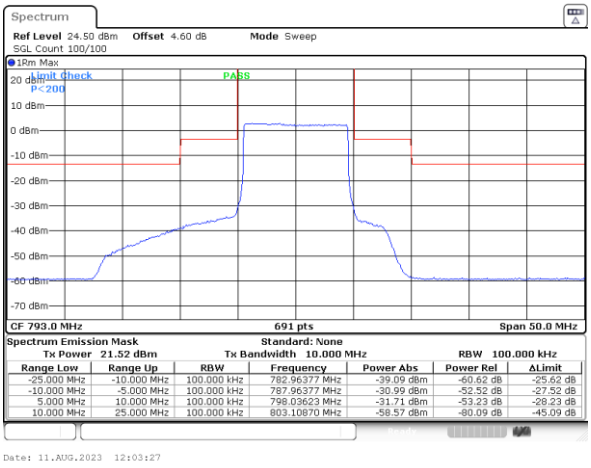

LTE Band 14 / 10MHz / 64QAM

Middle Channel / 1RB

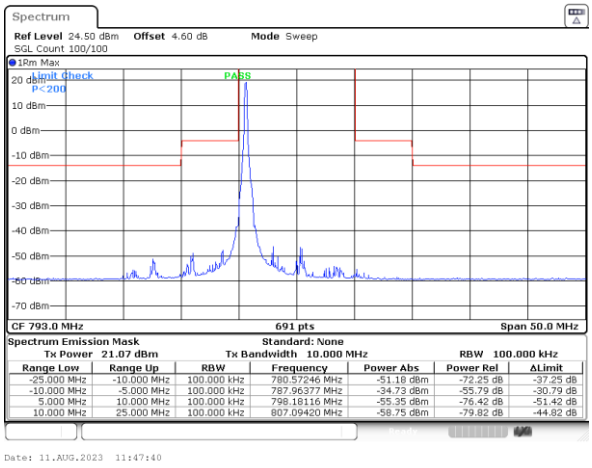

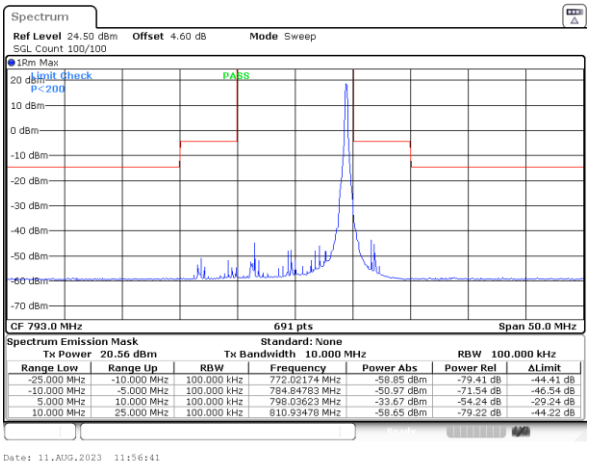

Middle Channel / Full RB

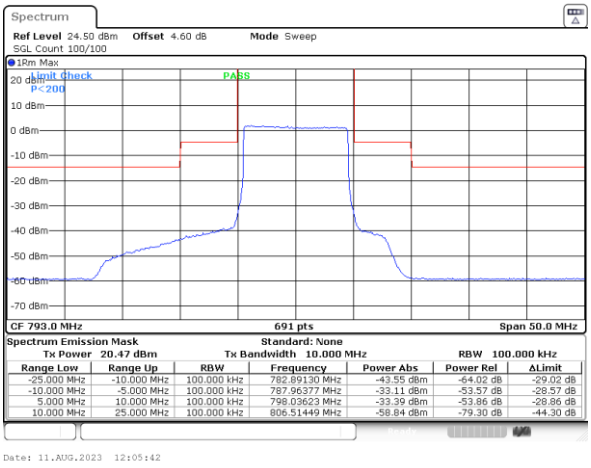

LTE Band 14 / 10MHz / 256QAM

Middle Channel / 1RB

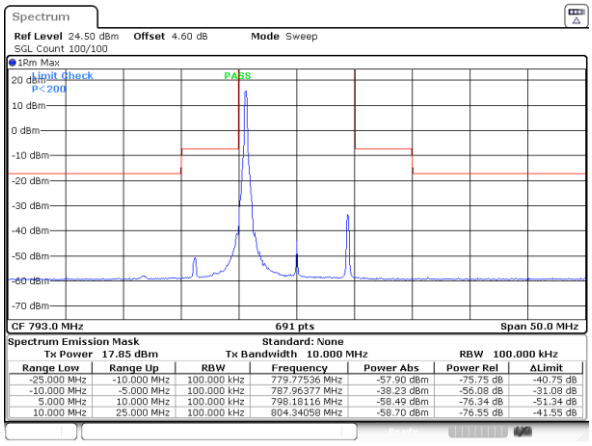

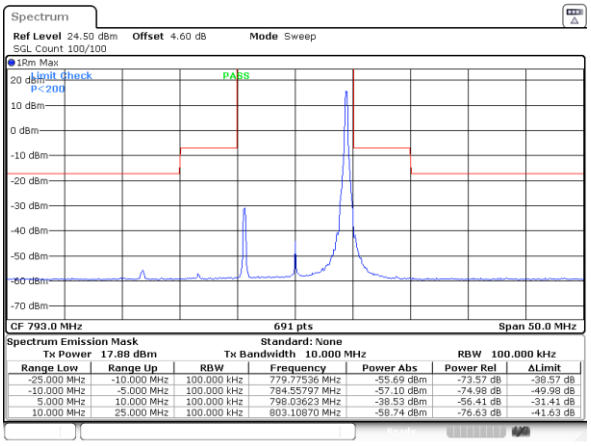

Middle Channel / Full RB

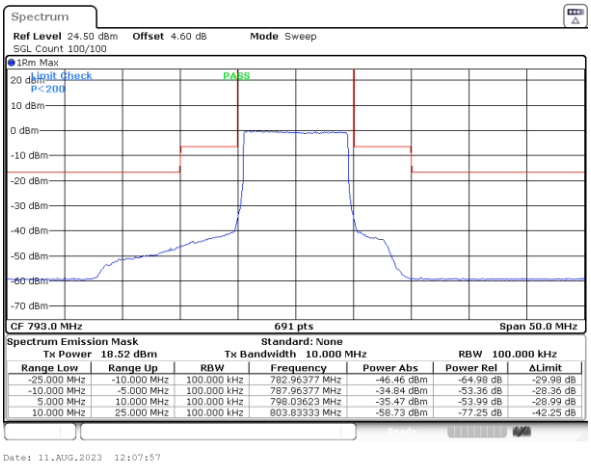

Frequency Stability

Test Conditions		LTE Band 14 (QPSK) / Middle Channel	Limit
Temperature (°C)	Voltage (Volt)	BW 5MHz	1.25 ppm
		Deviation (ppm)	Result
50	Normal Voltage	0.0015	PASS
40	Normal Voltage	0.0028	
30	Normal Voltage	0.0019	
20(Ref.)	Normal Voltage	0.0000	
10	Normal Voltage	0.0013	
0	Normal Voltage	0.0025	
-10	Normal Voltage	0.0029	
-20	Normal Voltage	0.0017	
-30	Normal Voltage	0.0021	
20	Maximum Voltage	0.0032	
20	Normal Voltage	0.0018	
20	Battery End Point	0.0024	

Test Conditions		LTE Band 14 (QPSK) / Middle Channel	Limit
Temperature (°C)	Voltage (Volt)	BW 10MHz	1.25 ppm
		Deviation (ppm)	Result
50	Normal Voltage	0.0027	PASS
40	Normal Voltage	0.0019	
30	Normal Voltage	0.0035	
20(Ref.)	Normal Voltage	0.0000	
10	Normal Voltage	0.0017	
0	Normal Voltage	0.0021	
-10	Normal Voltage	0.0035	
-20	Normal Voltage	0.0029	
-30	Normal Voltage	0.0013	
20	Maximum Voltage	0.0035	
20	Normal Voltage	0.0041	
20	Battery End Point	0.0029	

Note: Normal Voltage =3.87 V. ; Battery End Point (BEP) =3.4 V. ; Maximum Voltage =4.45 V.

Appendix B. Test Results of Radiated Test

Field Strength of Spurious Radiated

Test Engineer :	Jake zhou	Temperature :	23~25℃
		Relative Humidity :	41~42%

LTE Band 14 / 10MHz / QPSK Ant0								
Channel	Frequency (MHz)	ERP (dBm)	Limit (dBm)	Over Limit (dB)	S.G. Power (dBm)	TX Cable loss (dB)	TX Antenna Gain (dBi)	Polarization (H/V)
Middle	1576	-73.20	-42.15	-31.05	-77.98	1.09	5.87	H
	2368	-69.45	-13	-56.45	-71.85	1.37	5.92	H
	3152	-68.59	-13	-55.59	-72.48	1.64	7.68	H
	1576	-72.47	-42.15	-30.32	-77.25	1.09	5.87	V
	2368	-69.31	-13	-56.31	-71.71	1.37	5.92	V
	3152	-68.46	-13	-55.46	-72.35	1.64	7.68	V

Remark: Spurious emissions within 30-1000MHz were found more than 20dB below limit line.

LTE Band 14 / 5MHz / QPSK Ant0								
Channel	Frequency (MHz)	ERP (dBm)	Limit (dBm)	Over Limit (dB)	S.G. Power (dBm)	TX Cable loss (dB)	TX Antenna Gain (dBi)	Polarization (H/V)
Lowest	1576	-72.57	-42.15	-30.42	-75.20	1.09	5.87	H
	2360	-70.08	-13	-57.08	-72.48	1.37	5.92	H
	3144	-68.78	-13	-55.78	-72.67	1.64	7.68	H
	1576	-72.81	-42.15	-30.66	-75.44	1.09	5.87	V
	2360	-69.53	-13	-56.53	-71.93	1.37	5.92	V
	3144	-68.48	-13	-55.48	-72.37	1.64	7.68	V
Middle	1576	-73.60	-42.15	-31.45	-76.23	1.09	5.87	H
	2368	-69.85	-13	-56.85	-72.25	1.37	5.92	H
	3152	-68.64	-13	-55.64	-72.53	1.64	7.68	H
	1576	-73.06	-42.15	-30.91	-75.69	1.09	5.87	V
	2368	-69.58	-13	-56.58	-71.98	1.37	5.92	V
	3152	-68.60	-13	-55.60	-72.49	1.64	7.68	V
Highest	1584	-73.80	-42.15	-31.65	-76.43	1.09	5.87	H
	2376	-69.49	-13	-56.49	-71.89	1.37	5.92	H
	3168	-68.91	-13	-55.91	-72.80	1.64	7.68	H
	1584	-73.47	-42.15	-31.32	-76.10	1.09	5.87	V
	2376	-69.21	-13	-56.21	-71.61	1.37	5.92	V
	3168	-68.76	-13	-55.76	-72.65	1.64	7.68	V

Remark: Spurious emissions within 30-1000MHz were found more than 20dB below limit line.