ACCREDITED
CERT#4344.01

TEST REPORT

Applicant:	Acer Incorporated
Address:	8F, 88, Sec.1 Xintai 5th Rd. Xizhi, New Taipei City 221, Taiwan
Equipment Type:	Tablet PC
Model Name:	A25005
Brand Name:	acer
Marketing Name:	Iconia A10, A10-31P
FCC ID:	HLZA25005
ISED Number:	1754F-A25005
Test Standard:	47 CFR Part 15 Subpart E RSS-Gen Issue 5 RSS-247 Issue 4 (refer to section 3.1)
Sample Arrival Date:	Mar. 17, 2026
Test Date:	Mar. 18, 2026 - May 07, 2026
Date of Issue:	May 18, 2026

ISSUED BY:

Shenzhen BALUN Technology Co., Ltd.

Tested by: Julie Zhu **Checked by:** Li Ganming **Approved by:** Tolan Tu (Testing Director)

Julie zhu Li Ganming Tolan Tu

Revision History

Version	Issue Date	Revisions
Rev. 01	May 18, 2026	Initial Issue

TABLE OF CONTENTS

1 GENERAL INFORMATION 4
1.1 Test Laboratory 4
1.2 Test Location 4
2 PRODUCT INFORMATION 5
2.1 Applicant Information 5
2.2 Manufacturer Information 5
2.3 General Description for Equipment under Test (EUT) 5
2.4 Technical Information 6
2.5 Channel List 8
3 SUMMARY OF TEST RESULTS 12
3.1 Test Standards 12
3.2 Test Verdict 13
4 GENERAL TEST CONFIGURATIONS 14
4.1 Test Environments 14
4.2 Test Equipment List 14
4.3 Test Software List 14
4.4 Measurement Uncertainty 15
4.5 Description of Test Setup 15
5 TEST ITEMS 18
5.1 RF Output Power 18
5.2 Emission Bandwidth and 6 dB Bandwidth 20
5.3 Power Spectral density (PSD) 22
5.4 Conducted Emission 24
5.5 Radiated Spurious Emissions and Band Edge (Restricted-band) 25

ANNEX A TEST RESULT 32
A.1 RF Output Power 32
A.2 Emission Bandwidth & 99% Bandwidth 41
A.3 6 dB Bandwidth 45
A.4 Power Spectral Density 46
A.5 Conducted Emissions 54
A.6 Radiated Spurious Emissions and Band Edge (Restricted-band) 56
ANNEX B TEST SETUP PHOTOS 163
ANNEX C EUT EXTERNAL PHOTOS 163
ANNEX D EUT INTERNAL PHOTOS 163

1 GENERAL INFORMATION

1.1 Test Laboratory

Name	Shenzhen BALUN Technology Co., Ltd.
Address	601, Building 2, Intelligent Connected Vehicle Industrial Park, No.55, Xiangshan Road, Luotian Community, Yanluo Sub-district, Bao'an District, Shenzhen
Phone Number	+86 755 6685 0100

1.2 Test Location

Name	Shenzhen BALUN Technology Co., Ltd.
Location	☐ Building 2, Intelligent Connected Vehicle Industrial Park, No.55, Xiangshan Road, Luotian Community, Yanluo Sub-district, Bao'an District, Shenzhen, Guangdong
	☑ 1/F., Building B, Ganghongji High-Tech Intelligent Industrial Park, No.1008, Songbai Road, Yangguang Community, Xili Subdistrict, Nanshan District, Shenzhen, Guangdong
Accreditation Certificate	The laboratory is a testing organization accredited by FCC as a accredited testing laboratory. The designation number is CN1196. The laboratory has been listed by Industry Canada to perform electromagnetic emission measurements. The CAB identifier number is CN0030.

2 PRODUCT INFORMATION

2.1 Applicant Information

Applicant	Acer Incorporated
Address	8F, 88, Sec.1 Xintai 5th Rd. Xizhi, New Taipei City 221, Taiwan

2.2 Manufacturer Information

Manufacturer	Acer Incorporated
Address	8F, 88, Sec.1 Xintai 5th Rd. Xizhi, New Taipei City 221, Taiwan

2.3 General Description for Equipment under Test (EUT)

EUT Name	Tablet PC
Model Name Under Test	A25005
Series Model Name	N/A
Description of Model name differentiation	N/A
Serial Number	N8LJJWW001511004269H00
Marketing Name	Iconia A10, A10-31P
Hardware Version	W30A333-20T25G
Software Version	Android 15
Dimensions (Approx.)	N/A
Weight (Approx.)	N/A

2.4 Technical Information

Network and Wireless connectivity	Bluetooth (BR+EDR+BLE) WIFI 802.11a, 802.11b, 802.11g, 802.11n, 802.11ac and 802.11ax

The requirement for the following technical information of the EUT was tested in this report:

Frequency Range	U-NII-1: 5150 MHz to 5250 MHz, U-NII-2A: 5250 MHz to 5350 MHz, U-NII-2C: 5470 MHz to 5725 MHz, U-NII-3: 5725 MHz to 5850 MHz
Product Type	☐ Mobile ☒ Portable ☐ Fix Location Indoor for IC standard
Modulation technology	OFDM, OFDMA
Modulation Type	1024QAM, 256QAM, 64QAM, 16QAM, BPSK, QPSK
Transfer Rate (Mbps) (Single RF path)	802.11a: 54/ 48/ 36/ 24/ 18/ 12/ 9/ 6 Mbps 802.11n: up to 150 Mbps 802.11ac: up to VHT-MCS9 802.11ax up to 600 Mbps
Channel Bandwidth	802.11a: 20 MHz 802.11n: 20 MHz, 40 MHz 802.11ac: 20 MHz, 40 MHz, 80 MHz 802.11ax: 20 MHz, 40 MHz, 80 MHz
Maximum Output Power	U-NII-1: 9.29 mW U-NII-2A: 8.81 mW U-NII-2C: 9.57 mW U-NII-3: 7.94 mW
Antenna System (eg., MIMO, Smart Antenna)	N/A
Categorization as Correlated or Completely Uncorrelated	N/A
Antenna Type	PIFA Antenna
Antenna Gain	U-NII-1: 5150 MHz to 5250 MHz: 1.02 dBi U-NII-2A: 5250 MHz to 5350 MHz: 1.02 dBi U-NII-2C: 5470 MHz to 5725 MHz: 0.49 dBi U-NII-3: 5725 MHz to 5850 MHz: 0.07 dBi
About the Product	The equipment is Tablet PC, intended for used with information technology equipment.

802.11ax RU configuration table						
Mode	Full RU (SU)	RU_26	RU_52	RU_106	RU_242	RU_484
802.11ax20	√	--	--	--	--	--
802.11ax40	√	--	--	--	--	--
802.11ax80	√	--	--	--	--	--

Note: The above EUT information in section 2.4 was declared by manufacturer and for more detailed features description, please refer to the manufacturer's specifications or user's manual.

2.5 Channel List

20 MHz		40 MHz		80 MHz	
Channel Number	Frequency (MHz)	Channel Number	Frequency (MHz)	Channel Number	Frequency (MHz)
36	**5180**	**38**	**5190**	**42**	**5210**
40	5200	**46**	**5230**	**58**	**5290**
44	**5220**	**54**	**5270**	**106**	**5530**
48	**5240**	**62**	**5310**	**122**	**5610**
52	**5260**	**102**	**5510**	**155**	**5775**
56	5280	110	5550		
60	**5300**	**118**	**5590**		
64	**5320**	126	5630		
100	**5500**	**134**	**5670**		
104	5520	**151**	**5755**		
108	5540	**159**	**5795**		
112	5560				
116	**5580**				
120	5600				
124	5620				
128	5640				
132	5660				
136	5680				
140	**5700**				
149	**5745**				
153	5765				
157	**5785**				
161	5805				
165	**5825**				

The Lowest frequency, the middle frequency and the highest frequency of channel were selected to perform the test, and the selected channel see below:

For 802.11a/n(HT20)/ac(VHT20)/ax(HE20)

U-NII-1 (5150 - 5250 MHz)			U-NII-2A (5250 - 5350 MHz)		
Channel Number	Channel	Frequency (MHz)	Channel Number	Channel	Frequency (MHz)
36	Low	5180	52	Low	5260
44	Mid	5220	60	Mid	5300
48	High	5240	64	High	5320

U-NII-2C (5470 - 5725 MHz)			U-NII-3 (5725 - 5850 MHz)		
Channel Number	Channel	Frequency (MHz)	Channel Number	Channel	Frequency (MHz)
100	Low	5500	149	Low	5745
116	Mid	5580	157	Mid	5785
140	High	5700	165	High	5825

For 802.11n(HT40)/ac(VHT40)/ax(HE40)

U-NII-1 (5150 - 5250 MHz)			U-NII-2A (5250 - 5350 MHz)		
Channel Number	Channel	Frequency (MHz)	Channel Number	Channel	Frequency (MHz)
38	Low	5190	54	Low	5270
46	High	5230	62	High	5310

U-NII-2C (5470 - 5725 MHz)			U-NII-3 (5725 - 5850 MHz)		
Channel Number	Channel	Frequency (MHz)	Channel Number	Channel	Frequency (MHz)
102	Low	5510	151	Low	5755
118	Mid	5590	159	High	5795
134	High	5670			

For 802.11ac(VHT80)/ax(HE80)

U-NII-1 (5150 - 5250 MHz)			U-NII-2A (5250 - 5350 MHz)		
Channel Number	Channel	Frequency (MHz)	Channel Number	Channel	Frequency (MHz)
42	Mid	5210	58	Mid	5290

U-NII-2C (5470 - 5725 MHz)			U-NII-3 (5725 - 5850 MHz)		
Channel Number	Channel	Frequency (MHz)	Channel Number	Channel	Frequency (MHz)
106	Low	5530	155	Mid	5775
122	High	5610			

Note: Preliminary tests were performed in different data rate in above table to find the worst radiated emission. The data rate shown in the table below is the worst-case rate with respect to the specific test item. Investigation has been done on all the possible configurations for searching the worst cases. The following table is a list of the test modes shown in this test report.

Test Items	Mode	Data Rate	Modulation Type	U-NII-1 Channel	U-NII-2A Channel	U-NII-2C Channel	U-NII-3 Channel
RF Output Power	11a	6	BPSK	48/44/36	64/60/52	140/116/100	165/157/149
	11n(20 MHz)	6.5		48/44/36	64/60/52	140/116/100	165/157/149
	11n(40 MHz)	13.5		46/38	62/54	134/118/102	159/151
	11ac(20 MHz)	6.5		48/44/36	64/60/52	140/116/100	165/157/149
	11ac(40 MHz)	13.5		46/38	62/54	134/118/102	159/151
	11ac(80 MHz)	29.3		42	58	122/106	155
	11ax(20 MHz)	4		48/44/36	64/60/52	140/116/100	165/157/149
	11ax(40 MHz)	8		46/38	62/54	134/118/102	159/151
	11ax(80 MHz)	17		42	58	122/106	155
Emission Bandwidth & 99% Occupied Bandwidth	11a	6	BPSK	48/44/36	64/60/52	140/116/100	165/157/149
	11n(20 MHz)	6.5		48/44/36	64/60/52	140/116/100	165/157/149
	11n(40 MHz)	13.5		46/38	62/54	134/118/102	159/151
	11ac(20 MHz)	6.5		48/44/36	64/60/52	140/116/100	165/157/149
	11ac(40 MHz)	13.5		46/38	62/54	134/118/102	159/151
	11ac(80 MHz)	29.3		42	58	122/106	155
	11ax(20 MHz)	4		48/44/36	64/60/52	140/116/100	165/157/149
	11ax(40 MHz)	8		46/38	62/54	134/118/102	159/151
	11ax(80 MHz)	17		42	58	122/106	155
6 dB bandwidth	11a	6	BPSK	N/A	N/A	N/A	165/157/149
	11n(20 MHz)	6.5		N/A	N/A	N/A	165/157/149
	11n(40 MHz)	13.5		N/A	N/A	N/A	159/151
	11ac(20 MHz)	6.5		N/A	N/A	N/A	165/157/149
	11ac(40 MHz)	13.5		N/A	N/A	N/A	159/151
	11ac(80 MHz)	29.3		N/A	N/A	N/A	155
	11ax(20 MHz)	4		N/A	N/A	N/A	165/157/149
	11ax(40 MHz)	8		N/A	N/A	N/A	159/151
	11ax(80 MHz)	17		N/A	N/A	N/A	155
Power Spectral Density	11a	6	BPSK	48/44/36	64/60/52	140/116/100	165/157/149
	11n(20 MHz)	6.5		48/44/36	64/60/52	140/116/100	165/157/149
	11n(40 MHz)	13.5		46/38	62/54	134/118/102	159/151
	11ac(20 MHz)	6.5		48/44/36	64/60/52	140/116/100	165/157/149
	11ac(40 MHz)	13.5		46/38	62/54	134/118/102	159/151
	11ac(80 MHz)	29.3		42	58	122/106	155
	11ax(20 MHz)	4		48/44/36	64/60/52	140/116/100	165/157/149
	11ax(40 MHz)	8		46/38	62/54	134/118/102	159/151
	11ax(80 MHz)	17		42	58	122/106	155

Radiated Spurious Emissions	11a	6	BPSK	48/44/36	64/60/52	140/116/100	165/157/149
	11n(20 MHz)	6.5		48/44/36	64/60/52	140/116/100	165/157/149
	11n(40 MHz)	13.5		46/38	62/54	134/118/102	159/151
	11ac(20 MHz)	6.5		48/44/36	64/60/52	140/116/100	165/157/149
	11ac(40 MHz)	13.5		46/38	62/54	134/118/102	159/151
	11ac(80 MHz)	29.3		42	58	122/106	155
	11ax(20 MHz)	4		48/44/36	64/60/52	140/116/100	165/157/149
	11ax(40 MHz)	8		46/38	62/54	134/118/102	159/151
	11ax(80 MHz)	17		42	58	122/106	155
Band Edge (Restricted-band)	11a	6	BPSK	48/36	64/52	140/100	165/149
	11n(20 MHz)	6.5		48/36	64/52	140/100	165/149
	11n(40 MHz)	13.5		46/38	62/54	134/102	159/151
	11ac(20 MHz)	6.5		48/36	64/52	140/100	165/149
	11ac(40 MHz)	13.5		46/38	62/54	134/102	159/151
	11ac(80 MHz)	29.3		42	58	122/106	155
	11ax(20 MHz)	4		48/36	64/52	140/100	165/149
	11ax(40 MHz)	8		46/38	62/54	134/102	159/151
	11ax(80 MHz)	17		42	58	122/106	155

3 SUMMARY OF TEST RESULTS

3.1 Test Standards

No.	Identity	Document Title
1	47 CFR Part 15 Subpart E	Unlicensed National Information Infrastructure Devices
2	RSS-Gen Issue 5	General Requirements for Compliance of Radio Apparatus
3	RSS-247 Issue 4	Digital Transmission Systems, Frequency Hopping Systems and LicenceExempt Local Area Network Devices in 902-928 MHz, 2400-2483.5 MHz, 5150-5350 MHz, and 5470-5895 MHz bands
4	KDB Publication 789033 D02v02r01 ☆	Guidelines for Compliance Testing of Unlicensed National Information Infrastructure (U-NII) Devices Part 15, Subpart E
5	ANSI C63.10-2020 + Cor. 1-2023 + C63.10a-2024 + Errata to C63.10a-2024 ☆	American National Standard for Procedures for Compliance Testing of Unlicensed Wireless Devices

3.2 Test Verdict

No.	Description	FCC Part No.	RSS Part No.	Test Result	Verdict
1	Antenna Requirement	15.203	RSS-Gen, 6.8	--	Pass[Note1]
2	RF Output Power	15.407(a)	RSS-247, 7.3	ANNEX A.1	Pass[Note4]
3	Emission Bandwidth & 99% Occupied Bandwidth	15.407(a)	RSS-247, 7.3	ANNEX A.2	Pass[Note4]
4	6 dB bandwidth	15.407(e)	RSS-247, 7.3	ANNEX A.3	Pass[Note4]
5	Power Spectral Density	15.407(a)	RSS-247, 7.3	ANNEX A.4	Pass[Note4]
6	Conducted Emission	15.207	RSS-GEN, 8.8	ANNEX A.5	Pass[Note4]
7	Radiated Spurious Emissions and Band Edge (Restricted-band)	15.407(b)	RSS-247, 7.3	ANNEX A.6	Pass[Note4]
8	Receiver Spurious Emissions	--	RSS-Gen, 7.1.2	--	N/A[Note2]

Note [1]: The EUT has a permanently and irreplaceable attached antenna, which complies with the requirement FCC 15.203.

Note [2]: Only radio communication receivers operating in stand-alone mode within the U-NII-30-960 MHz, as well as scanner receivers, are subject to Industry Canada requirements, so this test is not applicable.

Note [3]: Under all normal operating conditions specified in the user manual, frequency stability can keep radiation within the operating frequency band.

Note [4]: Compared with the EUT of test reportBL-SZ2540205-604, the changes of the EUT of this report as below:

1. The updated standard ANSI C63.10-2013 has been revised to ANSI C63.10-2020 + Cor. 1-2023 + C63.10a-2024 + Errata to C63.10a-2024.
2. The updated standard RSS-247 Issue 3 has been revised to RSS-247 Issue 4.
3. Switch to DDR with 344 ball positions.
4. Position movement of RF components.
5. TP change manufacturer.
6. Replace the back camera IC 05A2 to 05A3.

The possible differences in testing methods for the tested object are as follows:

(1) The original test data for Conducted Emission used non EUT plug-in power accessories, and the testing layout for this situation is consistent with ANSI C63.10-2013 and ANSI C63.10-2020 + Cor. 1-2023 + C63.10a-2024 + Errata to C63.10a-2024.

(2) Worse case test diagrams have been added in accordance with ANSI C63.10-2020 + Cor. 1-2023 + C63.10a-2024 + Errata to C63.10a-2024 report requirements.

Other hardware circuit and software are the same as EUT referred in test report BL-SZ2540205-604. Therefore, the testing methods in Chapter 5 have been updated, in addition to the above differences, just Radiated Spurious Emission (U-NII-2A 802.11ax80 CH58) & Band Edge(Restricted-band band-edge) (U-NII-2C 802.11a CH100) were retested in this report, others test data and EUT information are derived from the report BL-SZ2540205-604, by Shenzhen BALUN Technology Co., Ltd. on May 29, 2025.

4 GENERAL TEST CONFIGURATIONS

4.1 Test Environments

During the measurement, the normal environmental conditions were within the listed ranges:

Relative Humidity	52% to 65%	
Atmospheric Pressure	100 kPa to 102 kPa	
Temperature	NT (Normal Temperature)	+17.3℃ to +24.6℃
Working Voltage of the EUT	NV (Normal Voltage)	3.85 V

4.2 Test Equipment List

Description	Manufacturer	Model	Serial No.	Cal. Date	Cal. Due
Spectrum Analyzer	KEYSIGHT	N9020A	MY56060127	2025.12.25	2026.12.24
Test Antenna-Horn	A-INFO	LB-180400KF	J211060273	2024.06.15	2027.06.14
Test Antenna-Bi-Log	Schwarzbeck	VULB 9163	01414	2023.11.03	2026.11.02
Test Antenna-Horn	Schwarzbeck	BBHA 9120D	02459	2023.10.26	2026.10.25
Anechoic Chamber	YIHENG	C8-966	107	2024.05.12	2027.05.11
EMI Receiver	Keysight	N9038A	MY55330121	2025.12.26	2026.12.25
Filtering unit	balun	SU319F	LW-SZ19D0001F01	N/A	N/A
Switching unit	BALUN	SU319	LW-SZ19D0001S01	N/A	N/A
Spectrum Analyzer	KEYSIGHT	N9020A	MY54420186	2025.05.21	2026.05.20
Spectrum Analyzer	R&S	FSV40	101544	2025.10.30	2026.10.29

4.3 Test Software List

Description	Manufacturer	Software Version	Serial No.	Applicable test Setup
BL410E	BALUN	V22.930	N/A	The section 4.5.2&4.5.3&4.5.4&4.5.5

4.4 Measurement Uncertainty

The following measurement uncertainty levels have been estimated for tests performed on the EUT as specified in CISPR 16-4-2.

This uncertainty represents an expanded uncertainty expressed at approximately the 95% confidence level using a coverage factor of k=2.

Parameters	Uncertainty
Occupied Channel Bandwidth	2.8%
RF output power, conducted	1.28 dB
Power Spectral Density, conducted	1.30 dB
Unwanted Emissions, conducted	1.84 dB
All emissions, radiated	5.36 dB
Temperature	0.8°C
Humidity	4%

4.5 Description of Test Setup

4.5.1 For Antenna Port Test

Conducted value (dBm) = Measurement value (dBm) + cable loss (dB)

For example: the measurement value is 10 dBm and the cable 0.5dBm used, then the final result of EUT: Conducted value (dBm) = 10 dBm + 0.5 dB = 10.5 dBm

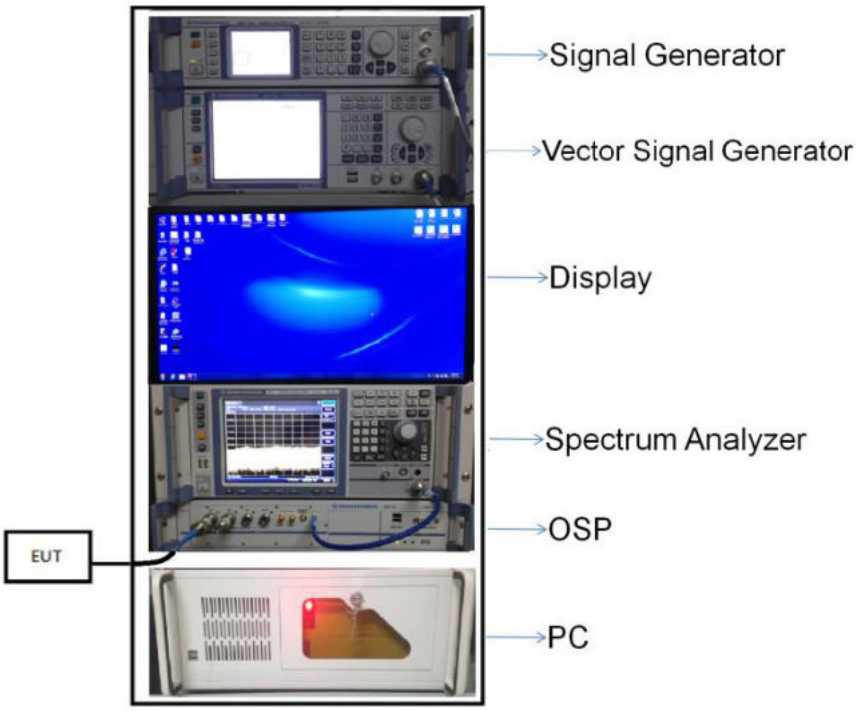

(Diagram 1)

4.5.2 For AC Power Supply Port Test

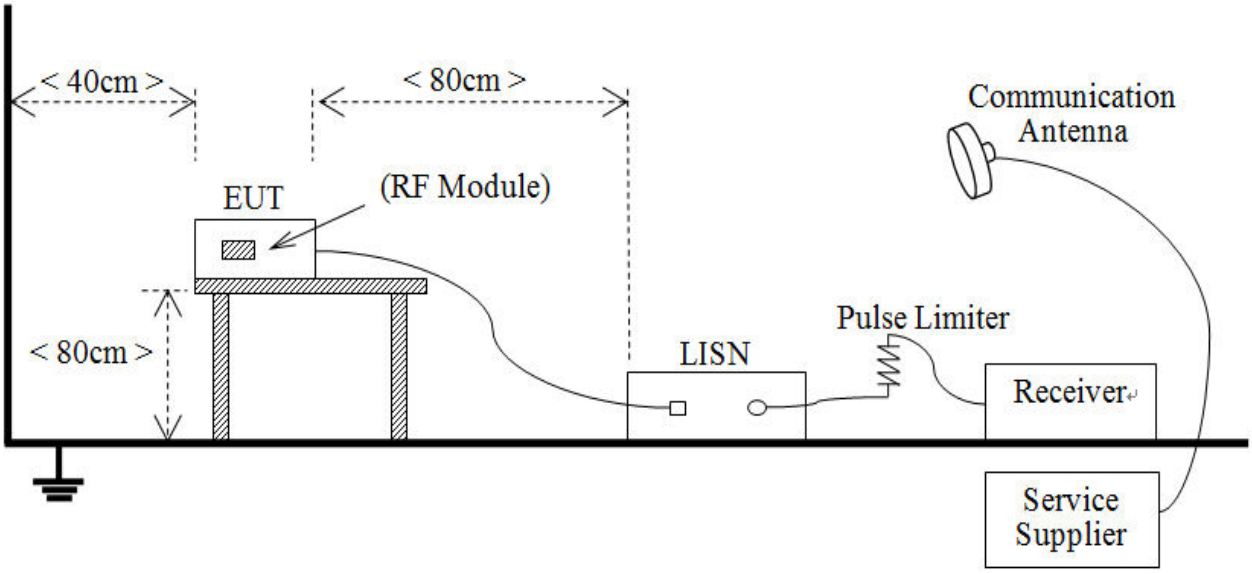

(Diagram 2)

4.5.3 For Radiated Test (Below 30 MHz)



(Diagram 3)

4.5.4 For Radiated Test (30 MHz-1 GHz)



(Diagram 4)

4.5.5 For Radiated Test (Above 1 GHz)

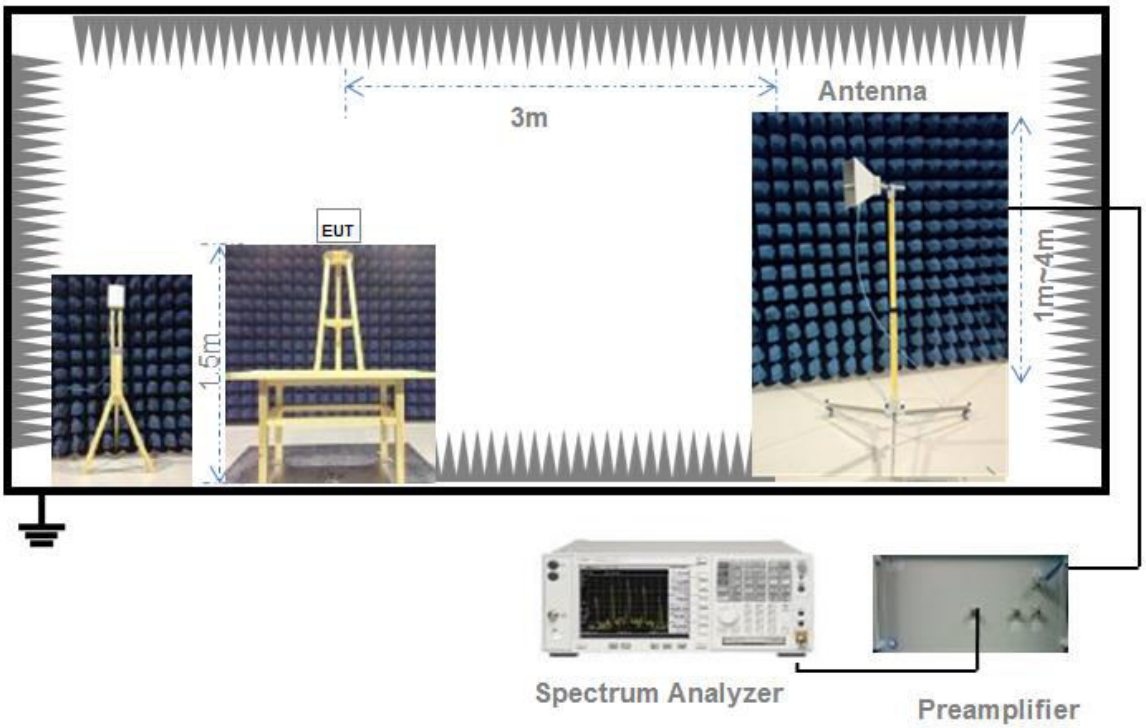

(Diagram 5)

5 TEST ITEMS

5.1 RF Output Power

5.1.1 Test Limit

FCC §15.407(a)

The maximum conducted output power should not exceed:

Frequency Band (MHz)	Limit
5150-5250	250 mW
5250-5350	250 mW or 11 dBm + 10log B, whichever is less.
5470-5725	250 mW or 11 dBm + 10log B, whichever is less.
5725-5850	1 W
Note: Where “B” is the 26 dB emissions bandwidth in MHz.	

RSS-247, 7.3

The maximum conducted output power shall not exceed:

Frequency Band (MHz)	Limit
5150-5250	N/A
5250-5350	250 mW or 11 dBm + 10log B, whichever is less.
5470-5725	250 mW or 11 dBm + 10log B, whichever is less.
5725-5850	1 W
Note: Where “B” is the 99% emissions bandwidth in MHz.	

The maximum e.i.r.p. shall not exceed:

Frequency Band (MHz)	Limit
5150-5250	200 mW or 10 dBm + 10log B, whichever is less.
5250-5350	1W or 17 dBm + 10log B, whichever is less.
5470-5725	1W or 17 dBm + 10log B, whichever is less.
5725-5850	N/A
Note1: Where “B” is the 99% emissions bandwidth in MHz. Note2: EIRP= maximum conducted output power+ Antenna Gain.	

5.1.2 Test Setup

The section 4.5.1 (Diagram 1) test setup description was used for this test. The photo of test setup please refer to ANNEX B.

5.1.3 Test Procedure

<u>Maximum conducted (average) output power</u>

a) Measurements may be performed using a wideband RF power meter with a thermocouple detector or equivalent if all of the conditions listed below are satisfied.

1) The EUT is configured to transmit continuously or to transmit with a constant duty cycle.

2) At all times when the EUT is transmitting, it shall be transmitting at its maximum power control level.

3) The integration period of the power meter exceeds the repetition period of the transmitted signal by at least a factor of five.

b) If the transmitter does not transmit continuously, measure the duty cycle (x) of the transmitter output signal.

c) Measure the average power of the transmitter. This measurement is an average over both the on and off periods of the transmitter.

d) Adjust the measurement in dBm by adding 10 log (1/x) where x is the duty cycle.

Measurements of duty cycle

The zero-span mode on a spectrum analyzer or EMI receiver if the response time and spacing between bins on the sweep are sufficient to permit accurate measurements of the on and off times of the transmitted signal.

Set the center frequency of the instrument to the center frequency of the transmission.

Set RBW ≥ OBW if possible; otherwise, set RBW to the largest available value.

Set VBW ≥ RBW. Set detector = peak or average.

The zero-span measurement method shall not be used unless both RBW and VBW are > 50/T and the number of sweep points across duration T exceeds 100. (For example, if VBW and/or RBW are limited to 3 MHz, then the zero-span method of measuring duty cycle shall not be used if T ≤ 16.7 microseconds.)

The E.I.R.P used radiated test method. At a test site that has been validated using the procedures of ANSI C63.10 or the latest CISPR 16-1-4 for measurements above 1 GHz, so as to simulate a near free-space environment.

5.1.4 Test Result

Please refer to ANNEX A.1.

5.2 Emission Bandwidth and 6 dB Bandwidth

5.2.1 Limit

FCC §15.407(a), RSS-247, 7.3

Within the 5.725-5.85 GHz band, the minimum 6 dB bandwidth of U-NII devices shall be at least 500 kHz.

5.2.2 Test Setup

The test setup photo please refer to 4.5.1 (Diagram 1) test setup description was used for this test. The photo of test setup please refer to ANNEX B.

5.2.3 Test Procedure

Emission bandwidth

1. Set RBW = approximately 1% of the emission bandwidth.

2. Set VBW ≥ RBW,

3. Detector = Peak.

4. Trace mode = Max hold.

5. Measure the maximum width of the emission that is 26 dB down from the maximum of the emission. Compare this with the RBW setting of the analyzer. Readjust RBW and repeat measurement as needed until the RBW/EBW ratio is approximately 1%.

Occupied Bandwidth

1. Set center frequency to the nominal EUT channel center frequency.

2. Set Span = 1.5 times to 5.0 times the OBW.

3. Set RBW = 1% to 5% of the OBW.

4. Set VBW ≥ 3*RBW.

5. Video averaging is not permitted. Where practical, a sample detection and single sweep mode shall be used. Otherwise, peak detection and max hold mode (until the trace stabilizes) shall be used.Use the 99% power bandwidth function of the instrument.

6. Use the 99% power bandwidth function of the instrument (if available).

7. If the instrument does not have a 99% power bandwidth function, the trace data points are recovered and directly summed in power units. The recovered amplitude data points, beginning at the lowest frequency, are placed in a running sum until 0.5% of the total is reached; that frequency is recorded as the lower frequency. The process is repeated until 99.5% of the total is reached; that frequency is recorded as the upper frequency. The 99% occupied bandwidth is the difference between these two frequencies.

6 dB bandwidth

Section 15.407(e) specifies the minimum 6 dB emission bandwidth of at least 500 kHz for the band 5.725–5.85 GHz. The following procedure shall be used for measuring this bandwidth:

1. Set RBW = 100 kHz,

2. Set the video bandwidth (VBW) ≥ 3*RBW.

3. Detector = Peak.

4. Trace mode = Max hold.

5. Sweep = auto couple.

6. Allow the trace to stabilize.

7. Measure the maximum width of the emission that is constrained by the frequencies associated with the two outermost amplitude points (upper and lower frequencies) that are attenuated by 6 dB relative to the maximum level measured in the fundamental emission.

5.2.4 Test Result

Please refer to ANNEX A.2 and ANNEX A.3.

5.3 Power Spectral density (PSD)

5.3.1 Limit

FCC §15.407(a)

The maximum power spectral density should not exceed:

Frequency Band (MHz)	Limit
5150-5250	11 dBm/MHz
5250-5350	11 dBm/MHz
5470-5725	11 dBm/MHz
5725-5850	30 dBm/500kHz

RSS-247, 7.3

The maximum power spectral density should not exceed:

Frequency Band (MHz)	Limit
5150-5250	N/A
5250-5350	11 dBm/MHz
5470-5725	11 dBm/MHz
5725-5850	30 dBm/500kHz

The e.i.r.p. spectral density should not exceed:

Frequency Band (MHz)	Limit
5150-5250	10 dBm/MHz
5250-5350	N/A
5470-5725	N/A
5725-5850	N/A
e.i.r.p. spectral density= maximum power spectral density+ Antenna Gain.	

5.3.2 Test Setup

The section 4.5.1 (Diagram 1) test setup description was used for this test. The photo of test setup please refer to ANNEX B.

5.3.3 Test Procedure

Set the spectrum analyzer or EMI receiver span to view the entire emission bandwidth:

1. Measure the duty cycle, x, of the transmitter output signal as described in II.B.
2. Set span to encompass the EBW (or, alternatively, the entire 99% occupied bandwidth) of the signal.
3. Set RBW = 510 kHz/1 MHz.
4. Set VBW ≥ 3*VBW.
5. Number of points in sweep ≥ 2 × span / RBW. (This ensures that bin-to-bin spacing is ≤ RBW/2, so that narrowband signals are not lost between frequency bins.)
6. Sweep time = auto.
7. Detector = power averaging (rms), if available. Otherwise, use sample detector mode.
8. Do not use sweep triggering. Allow the sweep to “free run.”
9. Trace average at least 100 traces in power averaging (rms) mode; however, the number of traces to be averaged shall be increased above 100 as needed to ensure that the average accurately represents the true average over the on and off periods of the transmitter.

10. Compute power by integrating the spectrum across the EBW (or, alternatively, the entire 99% occupied bandwidth) of the signal using the instrument's band power measurement function with band limits set equal to the EBW (or occupied bandwidth) band edges. If the instrument does not have a band power function, sum the spectrum levels (in power units) at 1 MHz intervals extending across the EBW (or, alternatively, the entire 99% occupied bandwidth) of the signal.
1. 11. Add 10 log (1/x), where x is the duty cycle, to the measured power in order to compute the average power during the actual transmission times (because the measurement represents an average over both the on and off times of the transmission). For example, add 10 log (1/0.25) = 6 dB if the duty cycle is 25%.

5.3.4 Test Result

Please refer to ANNEX A.4.

5.4 Conducted Emission

5.4.1 Limit

FCC §15.207, RSS-GEN, 8.8

For an intentional radiator that is designed to be connected to the public utility (AC) power line, the radio frequency voltage that is conducted back onto the AC power line on any frequency within the U-NII-150 kHz to 30 MHz shall not exceed the limits in the following table, as measured using a 50μH/50Ω line impedance stabilization network (LISN).

Frequency range (MHz)	Conducted Limit (dBμV)	
	Quai-peak	Average
0.15 - 0.50	66 to 56	56 to 46
0.50 - 5	56	46
0.50 - 30	60	50

5.4.2 Test Setup

The section 4.5.2 (Diagram 2) test setup description was used for this test. The photo of test setup please refer to ANNEX B.

5.4.3 Test Procedure

The maximum conducted interference is searched using Peak (PK), if the emission levels more than the AV and QP limits, and that have narrow margins from the AV and QP limits will be re-measured with AV and QP detectors. Tests for both L phase and N phase lines of the power mains connected to the EUT are performed. Refer to recorded points and plots below.

5.4.4 Test Result

Please refer to ANNEX A.5.

5.5 Radiated Spurious Emissions and Band Edge (Restricted-band)

5.5.1 Limit

FCC §15.209 & 15.407(b), RSS-247, 7.3

Frequency (MHz)	Field Strength (μV/m)	Measurement Distance (m)
0.009 - 0.490	2400/F(kHz)	300
0.490 - 1.705	24000/F(kHz)	30
1.705 - 30.0	30	30
30 - 88	100	3
88 - 216	150	3
216 - 960	200	3
Above 960	500	3

Note [1]: The Limit for radiated test was performed according to FCC Part 15C
Note [2]: The tighter limit applies at the band edge.

Un-restricted band emissions	
Out Operating Band (MHz)	Limit
5150 - 5250	e.i.r.p. -27 dBm (68.2 dBuV/m@3m)
5250 - 5350	e.i.r.p. -27 dBm (68.2 dBuV/m@3m)
5470 - 5725	e.i.r.p. -27 dBm (68.2 dBuV/m@3m)
5725 - 5850	All emissions shall be limited to a level of -27 dBm/MHz at 75 MHz or more above or below the band edge increasing linearly to 10 dBm/MHz at 25 MHz above or below the band edge, and from 25 MHz above or below the band edge increasing linearly to a level of 15.6 dBm/MHz at 5 MHz above or below the band edge, and from 5 MHz above or below the band edge increasing linearly to a level of 27 dBm/MHz at the band edge. 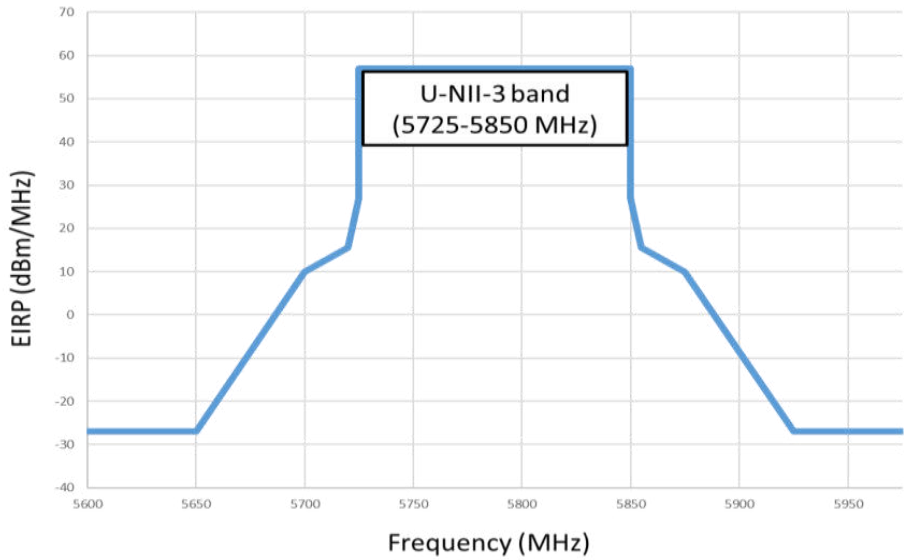

Note: The following formula is used to convert the equipment isotropic radiated power (eirp) to field

strength.

5.5.2 Test Setup

The section 4.5.3-4.5.5 (Diagram 3 - Diagram 5) test setup description was used for this test. The photo of test setup please refer to ANNEX B.

5.5.3 Test Procedure

Radiated Spurious Emissions:

Since the emission limits are specified in terms of radiated field strength levels, measurements performed to demonstrate compliance have traditionally relied on a radiated test configuration. Radiated measurements remain the principal method for demonstrating compliance to the specified limits; however antenna-port conducted measurements are also now acceptable to demonstrate compliance (see below for details). When radiated measurements are utilized, test site requirements and procedures for maximizing and measuring radiated emissions that are described in ANSI C63.10 shall be followed.

Antenna-port conducted measurements may also be used as an alternative to radiated measurements for demonstrating compliance in the restricted frequency bands. If conducted measurements are performed, then proper impedance matching must be ensured and an additional radiated test for cabinet/case spurious emissions is required.

General Procedure for conducted measurements in restricted bands

a) Measure the conducted output power (in dBm) using the detector specified (see guidance regarding measurement procedures for determining quasi-peak, peak, and average conducted output power, respectively).

b) Add the maximum transmit antenna gain (in dBi) to the measured output power level to determine the EIRP level (see guidance on determining the applicable antenna gain)

c) Add the appropriate maximum ground reflection factor to the EIRP level (6 dB for frequencies ≤ 30 MHz, 4.7 dB for frequencies between 30 MHz and 1000 MHz, inclusive and 0 dB for frequencies > 1000 MHz).

d) For devices with multiple antenna-ports, measure the power of each individual chain and sum the EIRP of all chains in linear terms (e.g., Watts, mW).

e) Convert the resultant EIRP level to an equivalent electric field strength using the following relationship:

$E = EIRP – 20\log D + 104.8$

where:

E = electric field strength in dBμV/m,

EIRP = equivalent isotropic radiated power in dBm

D = specified measurement distance in meters.

f) Compare the resultant electric field strength level to the applicable limit.

g) Perform radiated spurious emission test.

Quasi-Peak measurement procedure

The specifications for measurements using the CISPR quasi-peak detector can be found in Publication 16 of the International Special Committee on Radio Frequency Interference (CISPR) of the International Electrotechnical Commission.

As an alternative to CISPR quasi-peak measurement, compliance can be demonstrated to the applicable emission limits using a peak detector.

Peak power measurement procedure

Peak emission levels are measured by setting the instrument as follows:

a) RBW = as specified in Table 1.

b) VBW ≥ 3 x RBW.

c) Detector = Peak.

d) Sweep time = auto.

e) Trace mode = max hold.

f) Allow sweeps to continue until the trace stabilizes. (Note that the required measurement time may be longer for low duty cycle applications).

Table 1—RBW as a function of frequency

Frequency	RBW
9-150 kHz	200-300 Hz
0.15-30 MHz	9-10 kHz
30-1000 MHz	100-120 kHz
> 1000 MHz	1 MHz

If the peak-detected amplitude can be shown to comply with the average limit, then it is not necessary to perform a separate average measurement.

Trace averaging across on and off times of the EUT transmissions followed by duty cycle correction

If continuous transmission of the EUT (i.e., duty cycle ≥ 98 percent) cannot be achieved and the duty cycle is constant (i.e., duty cycle variations are less than ± 2 percent), then the following procedure shall be used:

a) The EUT shall be configured to operate at the maximum achievable duty cycle.

b) Measure the duty cycle, x, of the transmitter output signal as described in section 6.0.

c) RBW = 1 MHz (unless otherwise specified).

d) VBW ≥ 3 x RBW.

e) Detector = RMS, if span/(# of points in sweep) ≤ (RBW/2). Satisfying this condition may require increasing the number of points in the sweep or reducing the span. If this condition cannot be satisfied, then the detector mode shall be set to peak.

f) Averaging type = power (i.e., RMS).

1) As an alternative, the detector and averaging type may be set for linear voltage averaging.

2) Some instruments require linear display mode in order to use linear voltage averaging. Log or dB averaging shall not be used.

g) Sweep time = auto.

h) Perform a trace average of at least 100 traces.

i) A correction factor shall be added to the measurement results prior to comparing to the emission limit in order to compute the emission level that would have been measured had the test been performed at 100 percent duty cycle. The correction factor is computed as follows:

1) If power averaging (RMS) mode was used in step f), then the applicable correction factor is 10 log(1/x), where x is the duty cycle.

2) If linear voltage averaging mode was used in step f), then the applicable correction factor is 20 log(1/x), where x is the duty cycle.

3) If a specific emission is demonstrated to be continuous (≥ 98 percent duty cycle) rather than turning on and off with the transmit cycle, then no duty cycle correction is required for that emission.

NOTE: Reduction of the measured emission amplitude levels to account for operational duty factor is not permitted. Compliance is based on emission levels occurring during transmission - not on an average across on and off times of the transmitter.

Determining the applicable transmit antenna gain

A conducted power measurement will determine the maximum output power associated with a restricted band emission; however, in order to determine the associated EIRP level, the gain of the transmitting antenna (in dBi) must be added to the measured output power (in dBm).

Since the out-of-band characteristics of the EUT transmit antenna will often be unknown, the use of a conservative antenna gain value is necessary. Thus, when determining the EIRP based on the measured conducted power, the upper bound on antenna gain for a device with a single RF output shall be selected as the maximum in-band gain of the antenna across all operating bands, or 2 dBi, whichever is greater. However, for devices that operate in multiple frequency bands while using the same transmit antenna, the highest gain of the antenna within the operating band nearest in frequency to the restricted band emission being measured may be used in lieu of the overall highest gain when the emission is at a frequency that is within 20 percent of the nearest band edge frequency, but in no case shall a value less than 2 dBi be used.

See KDB 662911 for guidance on calculating the additional array gain term when determining the effective antenna gain for a EUT with multiple outputs occupying the same or overlapping frequency ranges in the same band.

Radiated spurious emission test

An additional consideration when performing conducted measurements of restricted band emissions is that unwanted emissions radiating from the EUT cabinet, control circuits, power leads, or intermediate circuit elements will likely go undetected in a conducted measurement configuration. To address this concern, a radiated test shall be performed to ensure that emissions emanating from the EUT cabinet (rather than the antenna port) also comply with the applicable limits.

For these cabinet radiated spurious emission measurements the EUT transmit antenna may be replaced with a termination matching the nominal impedance of the antenna. Procedures for performing radiated measurements are specified in ANSI C63.10. All detected emissions shall comply with the applicable limits.

The measurement frequency range is from 30 MHz to the 10th harmonic of the fundamental frequency. The Turn Table is actuated to turn from 0° to 360°, and both horizontal and vertical polarizations of the Test Antenna are used to find the maximum radiated power. Mid channels on all channel bandwidth verified. Only the worst RB size/offset presented.

The power of the EUT transmitting frequency should be ignored.

All Spurious Emission tests were performed in X, Y, Z axis direction. And only the worst axis test condition was recorded in this test report.

Use the following spectrum analyzer settings:

Span = wide enough to fully capture the emission being measured
RBW = 1 MHz for f ≥ 1 GHz, 100 kHz for f < 1 GHz
VBW ≥ RBW
Sweep = auto
Detector function = peak
Trace = max hold

Band Edge (Restricted-band):
If the EUT can be configured or modified to transmit continuously (D ≥ 98%), measured using the following method (with EUT transmitting continuously):

Use the following spectrum analyzer settings:

Set instrument center frequency to the frequency of the emission to be measured (must be within

2 MHz of the authorized band-edge).

RBW = 100 kHz.

VBW ≥ [3 × RBW].

Detector = Power averaging (rms), if [span / (# of points in sweep)] ≤ (RBW / 2).

Averaging type = power (i.e., rms):

As an alternative, the detector and averaging type may be set for linear voltage averaging.

Some instruments require linear display mode to use linear voltage averaging. Log or dB averaging shall not be used.

Sweep time = auto.

Perform a trace average of at least 100 traces.

Compute the power by integrating the spectrum over 1 MHz using the analyzer's band-power measurement function with band limits set equal to the emission frequency (femission) ± 0.5 MHz. If the instrument does not have a band-power function, then sum the amplitude levels (in power units) at 100 kHz intervals extending across the 1 MHz spectrum defined by femission) ± 0.5 MHz.

If continuous transmission of the EUT (D ≥ 98%) cannot be achieved and the duty cycle is constant (duty cycle variations are less ±2%), then the following procedure may be used to measure the average power of unwanted emissions within 2 MHz of the authorized band-edge:

RBW = 100 kHz.

VBW ≥ [3 × RBW].

Detector = Power averaging (rms), if [span / (# of points in sweep)] ≤ (RBW / 2).

Averaging type = power (i.e., rms):

Detector = Power averaging (rms), if [span / (# of points in sweep)] ≤ (RBW / 2). Satisfying this condition might require increasing the number of points in the sweep or reducing the span. If this condition cannot be satisfied, then the detector mode shall be set to peak.

Averaging type = power (i.e., rms):

1)As an alternative, the detector and averaging type may be set for linear voltage averaging
2)Some instruments require linear display mode to use linear voltage averaging. Log or dB averaging shall not be used.

Sweep time = auto.

Perform a trace average of at least 100 traces.

Compute the power by integrating the spectrum over 1 MHz using the instrument's band-power measurement function with band limits set equal to the emission frequency (femission) ± 0.5 MHz. If the spectrum analyzer does not have a band-power function, then sum the amplitude levels (in power units) at 100 kHz intervals extending across the 1 MHz spectrum defined by femission ± 0.5 MHz.

A correction factor shall be added to the measurement results prior to comparing with the emission limit to compute the emission level that would have been measured had the test been performed at 100% duty cycle. The correction factor is computed as follows:

1) If power averaging (rms) mode was used in step f), then the applicable correction factor is

[10 log (1 / D)], where D is the duty cycle.

2) If linear voltage averaging mode was used in step f), then the applicable correction factor is

[20 log (1 / D)], where D is the duty cycle.

3) If a specific emission is demonstrated to be continuous (D ≥ 98%) rather than turning ON and

OFF with the transmit cycle, then no duty cycle correction is required for that emission.

Reduction of the measured emission amplitude levels to account for operational duty cycle is not permitted. Determining compliance is based on emission levels occurring during transmission—it is not based on an average across ON and OFF times of the transmitter.

5.5.4 Test Result

Please refer to ANNEX A.6.

ANNEX A TEST RESULT

A.1 RF Output Power

Note [1]: For FCC standard, if transmitting antennas of directional gain greater than 6 dBi are used, all band maximum conducted output power shall be reduced by the amount in dB that the directional gain of the antenna exceeds 6 dBi.
Note [2]: For IC standard, the U-NII-3 (5725 - 5850 MHz) maximum conducted output power shall be reduced by the amount in dB that the directional gain of the antenna exceeds 6 dBi.

Duty Cycle

Test Mode	On Time (ms)	On+Off time (ms)	Duty Cycle	Duty Factor
11a	1.39	1.90	73.10%	1.36
11n(HT20)/11ac(VHT20)	5.01	5.24	95.46%	0.20
11n(HT40)/11ac(VHT40)	4.85	5.08	95.30%	0.21
11ac(VHT80)	4.49	4.58	97.93%	0.09
11ax(HE20)	3.86	4.08	94.55%	0.24
11ax(HE40)	3.82	4.04	94.50%	0.25
11ax(HE80)	3.68	3.81	96.59%	0.15

Test Data

Conducted Power

U-NII-1 (5150 - 5250 MHz)					
Mode	Channel	Conducted Power (dBm)	Conducted Power (mW)	FCC Limit (mW)	Verdict
11a	CH36	9.31	8.53	250	Pass
11a	CH44	9.33	8.57	250	Pass
11a	CH48	9.34	8.59	250	Pass
11n(HT20)	CH36	9.37	8.65	250	Pass
11n(HT20)	CH44	9.55	9.02	250	Pass
11n(HT20)	CH48	9.68	9.29	250	Pass
11n(HT40)	CH38	9.35	8.61	250	Pass
11n(HT40)	CH46	9.53	8.97	250	Pass
11ac(VHT20)	CH36	9.29	8.49	250	Pass
11ac(VHT20)	CH44	9.48	8.87	250	Pass
11ac(VHT20)	CH48	9.63	9.18	250	Pass
11ac(VHT40)	CH38	9.38	8.67	250	Pass
11ac(VHT40)	CH46	9.57	9.06	250	Pass
11ac(VHT80)	CH42	9.32	8.55	250	Pass
11ax(HE20)(SU)	CH36	9.22	8.36	250	Pass
11ax(HE20)(SU)	CH44	9.40	8.71	250	Pass
11ax(HE20)(SU)	CH48	9.53	8.97	250	Pass
11ax(HE40)(SU)	CH38	9.17	8.26	250	Pass
11ax(HE40)(SU)	CH46	9.46	8.83	250	Pass
11ax(HE80)(SU)	CH42	9.32	8.55	250	Pass

U-NII-2A (5250 - 5350 MHz)						
Mode	Channel	Conducted Power (dBm)	Conducted Power (mW)	FCC Limit (mW)	IC Limit (mW)	Verdict
11a	CH52	9.13	8.18	250	212	Pass
11a	CH60	9.06	8.05	250	212	Pass
11a	CH64	9.00	7.94	250	212	Pass
11n(HT20)	CH52	9.34	8.59	250	228	Pass
11n(HT20)	CH60	9.32	8.55	250	227	Pass
11n(HT20)	CH64	9.45	8.81	250	227	Pass
11n(HT40)	CH54	9.18	8.28	250	250	Pass
11n(HT40)	CH62	9.33	8.57	250	250	Pass
11ac(VHT20)	CH52	9.13	8.18	250	227	Pass
11ac(VHT20)	CH60	9.22	8.36	250	227	Pass
11ac(VHT20)	CH64	9.34	8.59	250	227	Pass
11ac(VHT40)	CH54	9.05	8.04	250	250	Pass
11ac(VHT40)	CH62	9.35	8.61	250	250	Pass
11ac(VHT80)	CH58	9.02	7.98	250	250	Pass
11ax(HE20)(SU)	CH52	9.24	8.39	250	241	Pass
11ax(HE20)(SU)	CH60	9.13	8.18	250	241	Pass
11ax(HE20)(SU)	CH64	9.24	8.39	250	241	Pass
11ax(HE40)(SU)	CH54	9.03	8.00	250	250	Pass
11ax(HE40)(SU)	CH62	9.22	8.36	250	250	Pass
11ax(HE80)(SU)	CH58	9.01	7.96	250	250	Pass

U-NII-2C (5470 - 5725 MHz)						
Mode	Channel	Conducted Power (dBm)	Conducted Power (mW)	FCC Limit (mW)	IC Limit (mW)	Verdict
11a	CH100	9.03	8.00	250	215	Pass
11a	CH116	9.01	7.96	250	214	Pass
11a	CH140	9.45	8.81	250	215	Pass
11n(HT20)	CH100	9.41	8.73	250	230	Pass
11n(HT20)	CH116	9.43	8.77	250	230	Pass
11n(HT20)	CH140	9.81	9.57	250	229	Pass
11n(HT40)	CH102	9.25	8.41	250	250	Pass
11n(HT40)	CH118	9.39	8.69	250	250	Pass
11n(HT40)	CH134	8.93	7.82	250	250	Pass
11ac(VHT20)	CH100	9.57	9.06	250	230	Pass
11ac(VHT20)	CH116	9.47	8.85	250	230	Pass
11ac(VHT20)	CH140	9.78	9.51	250	230	Pass
11ac(VHT40)	CH102	9.39	8.69	250	250	Pass
11ac(VHT40)	CH118	9.40	8.71	250	250	Pass
11ac(VHT40)	CH134	9.05	8.04	250	250	Pass
11ac(VHT80)	CH106	9.21	8.34	250	250	Pass
11ac(VHT80)	CH122	9.01	7.96	250	250	Pass
11ax(HE20)(SU)	CH100	9.40	8.71	250	243	Pass
11ax(HE20)(SU)	CH116	9.38	8.67	250	243	Pass
11ax(HE20)(SU)	CH140	9.70	9.33	250	243	Pass
11ax(HE40)(SU)	CH102	9.38	8.67	250	250	Pass
11ax(HE40)(SU)	CH118	9.37	8.65	250	250	Pass
11ax(HE40)(SU)	CH134	9.11	8.15	250	250	Pass
11ax(HE80)(SU)	CH106	9.15	8.22	250	250	Pass
11ax(HE80)(SU)	CH122	9.20	8.32	250	250	Pass

U-NII-3 (5725 - 5850 MHz)						
Mode	Channel	Conducted Power (dBm)	Conducted Power (mW)	FCC Limit (mW)	IC Limit (mW)	Verdict
11a	CH149	8.48	7.05	1000	1000	Pass
11a	CH157	8.21	6.62	1000	1000	Pass
11a	CH165	8.18	6.58	1000	1000	Pass
11n(HT20)	CH149	8.98	7.91	1000	1000	Pass
11n(HT20)	CH157	8.27	6.71	1000	1000	Pass
11n(HT20)	CH165	8.53	7.13	1000	1000	Pass
11n(HT40)	CH151	8.83	7.64	1000	1000	Pass
11n(HT40)	CH159	8.15	6.53	1000	1000	Pass
11ac(VHT20)	CH149	9.00	7.94	1000	1000	Pass
11ac(VHT20)	CH157	8.27	6.71	1000	1000	Pass
11ac(VHT20)	CH165	8.54	7.14	1000	1000	Pass
11ac(VHT40)	CH151	8.63	7.29	1000	1000	Pass
11ac(VHT40)	CH159	8.14	6.52	1000	1000	Pass
11ac(VHT80)	CH155	8.44	6.98	1000	1000	Pass
11ax(HE20)(SU)	CH149	8.95	7.85	1000	1000	Pass
11ax(HE20)(SU)	CH157	8.21	6.62	1000	1000	Pass
11ax(HE20)(SU)	CH165	8.49	7.06	1000	1000	Pass
11ax(HE40)(SU)	CH151	8.96	7.87	1000	1000	Pass
11ax(HE40)(SU)	CH159	8.19	6.59	1000	1000	Pass
11ax(HE80)(SU)	CH155	8.50	7.08	1000	1000	Pass

E.I.R.P

U-NII-1 (5150 - 5250 MHz)					
Mode	Channel	E.I.R.P (dBm)	E.I.R.P (mW)	E.I.R.P Limit (mW)	Verdict
11a	CH36	10.33	10.79	180	Pass
11a	CH44	10.35	10.84	181	Pass
11a	CH48	10.36	10.86	181	Pass
11n(HT20)	CH36	10.39	10.94	180	Pass
11n(HT20)	CH44	10.57	11.40	180	Pass
11n(HT20)	CH48	10.70	11.75	180	Pass
11n(HT40)	CH38	10.37	10.89	200	Pass
11n(HT40)	CH46	10.55	11.35	200	Pass
11ac(VHT20)	CH36	10.31	10.74	180	Pass
11ac(VHT20)	CH44	10.50	11.22	181	Pass
11ac(VHT20)	CH48	10.65	11.61	180	Pass
11ac(VHT40)	CH38	10.40	10.96	200	Pass
11ac(VHT40)	CH46	10.59	11.46	200	Pass
11ac(VHT80)	CH42	10.34	10.81	200	Pass
11ax(HE20)(SU)	CH36	10.24	10.57	192	Pass
11ax(HE20)(SU)	CH44	10.42	11.02	192	Pass
11ax(HE20)(SU)	CH48	10.55	11.35	192	Pass
11ax(HE40)(SU)	CH38	10.19	10.45	200	Pass
11ax(HE40)(SU)	CH46	10.48	11.17	200	Pass
11ax(HE80)(SU)	CH42	10.34	10.81	200	Pass

U-NII-2A (5250 - 5350 MHz)					
Mode	Channel	E.I.R.P (dBm)	E.I.R.P (mW)	E.I.R.P Limit (mW)	Verdict
11a	CH52	10.15	10.35	844	Pass
11a	CH60	10.08	10.19	846	Pass
11a	CH64	10.02	10.05	845	Pass
11n(HT20)	CH52	10.36	10.86	906	Pass
11n(HT20)	CH60	10.34	10.81	903	Pass
11n(HT20)	CH64	10.47	11.14	903	Pass
11n(HT40)	CH54	10.20	10.47	1000	Pass
11n(HT40)	CH62	10.35	10.84	1000	Pass
11ac(VHT20)	CH52	10.15	10.35	904	Pass
11ac(VHT20)	CH60	10.24	10.57	904	Pass
11ac(VHT20)	CH64	10.36	10.86	904	Pass
11ac(VHT40)	CH54	10.07	10.16	1000	Pass
11ac(VHT40)	CH62	10.37	10.89	1000	Pass
11ac(VHT80)	CH58	10.04	10.09	1000	Pass
11ax(HE20)(SU)	CH52	10.26	10.62	959	Pass
11ax(HE20)(SU)	CH60	10.15	10.35	960	Pass
11ax(HE20)(SU)	CH64	10.26	10.62	961	Pass
11ax(HE40)(SU)	CH54	10.05	10.12	1000	Pass
11ax(HE40)(SU)	CH62	10.24	10.57	1000	Pass
11ax(HE80)(SU)	CH58	10.03	10.07	1000	Pass

U-NII-2C (5470 - 5725 MHz)					
Mode	Channel	E.I.R.P (dBm)	E.I.R.P (mW)	E.I.R.P Limit (mW)	Verdict
11a	CH100	9.52	8.95	857	Pass
11a	CH116	9.50	8.91	852	Pass
11a	CH140	9.94	9.86	855	Pass
11n(HT20)	CH100	9.90	9.77	915	Pass
11n(HT20)	CH116	9.92	9.82	915	Pass
11n(HT20)	CH140	10.30	10.72	912	Pass
11n(HT40)	CH102	9.74	9.42	1000	Pass
11n(HT40)	CH118	9.88	9.73	1000	Pass
11n(HT40)	CH134	9.42	8.75	1000	Pass
11ac(VHT20)	CH100	10.06	10.14	917	Pass
11ac(VHT20)	CH116	9.96	9.91	914	Pass
11ac(VHT20)	CH140	10.27	10.64	915	Pass
11ac(VHT40)	CH102	9.88	9.73	1000	Pass
11ac(VHT40)	CH118	9.89	9.75	1000	Pass
11ac(VHT40)	CH134	9.54	8.99	1000	Pass
11ac(VHT80)	CH106	9.70	9.33	1000	Pass
11ac(VHT80)	CH122	9.50	8.91	1000	Pass
11ax(HE20)(SU)	CH100	9.89	9.75	968	Pass
11ax(HE20)(SU)	CH116	9.87	9.71	966	Pass
11ax(HE20)(SU)	CH140	10.19	10.45	966	Pass
11ax(HE40)(SU)	CH102	9.87	9.71	1000	Pass
11ax(HE40)(SU)	CH118	9.86	9.68	1000	Pass
11ax(HE40)(SU)	CH134	9.60	9.12	1000	Pass
11ax(HE80)(SU)	CH106	9.64	9.20	1000	Pass
11ax(HE80)(SU)	CH122	9.69	9.31	1000	Pass

U-NII-3 (5725 - 5850 MHz)				
Mode	Channel	E.I.R.P (dBm)	E.I.R.P (mW)	Verdict
11a	CH149	8.55	7.16	Pass
11a	CH157	8.28	6.73	Pass
11a	CH165	8.25	6.68	Pass
11n(HT20)	CH149	9.05	8.04	Pass
11n(HT20)	CH157	8.34	6.82	Pass
11n(HT20)	CH165	8.60	7.24	Pass
11n(HT40)	CH151	8.90	7.76	Pass
11n(HT40)	CH159	8.22	6.64	Pass
11ac(VHT20)	CH149	9.07	8.07	Pass
11ac(VHT20)	CH157	8.34	6.82	Pass
11ac(VHT20)	CH165	8.61	7.26	Pass
11ac(VHT40)	CH151	8.70	7.41	Pass
11ac(VHT40)	CH159	8.21	6.62	Pass
11ac(VHT80)	CH155	8.51	7.10	Pass
11ax(HE20)(SU)	CH149	9.02	7.98	Pass
11ax(HE20)(SU)	CH157	8.28	6.73	Pass
11ax(HE20)(SU)	CH165	8.56	7.18	Pass
11ax(HE40)(SU)	CH151	9.03	8.00	Pass
11ax(HE40)(SU)	CH159	8.26	6.70	Pass
11ax(HE80)(SU)	CH155	8.57	7.19	Pass

A.2 Emission Bandwidth & 99% Bandwidth

Note: Test plots please refer to the document “Annex No.: Ti-EE26030457-604 Data Part 1.pdf”.

Test Data

U-NII-1 (5150 - 5250 MHz)			
Mode	Channel	26 dB Bandwidth (MHz)	99% Bandwidth (MHz)
11a	CH36	26.44	18.03
11a	CH44	27.81	18.06
11a	CH48	27.53	18.05
11n(HT20)	CH36	26.55	18.04
11n(HT20)	CH44	27.61	18.05
11n(HT20)	CH48	27.63	18.04
11n(HT40)	CH38	47.44	36.64
11n(HT40)	CH46	53.94	36.62
11ac(VHT20)	CH36	25.96	18.03
11ac(VHT20)	CH44	28.80	18.06
11ac(VHT20)	CH48	29.40	18.04
11ac(VHT40)	CH38	46.89	36.60
11ac(VHT40)	CH46	50.42	36.62
11ac(VHT80)	CH42	153.50	76.65
11ax(HE20)(SU)	CH36	26.45	19.20
11ax(HE20)(SU)	CH44	26.04	19.17
11ax(HE20)(SU)	CH48	25.51	19.19
11ax(HE40)(SU)	CH38	47.19	37.98
11ax(HE40)(SU)	CH46	45.45	38.00
11ax(HE80)(SU)	CH42	87.45	77.68

U-NII-2A (5250 - 5350 MHz)			
Mode	Channel	26 dB Bandwidth (MHz)	99% Bandwidth (MHz)
11a	CH52	26.22	16.84
11a	CH60	28.67	16.88
11a	CH64	26.16	16.86
11n(HT20)	CH52	25.96	18.07
11n(HT20)	CH60	28.74	18.03
11n(HT20)	CH64	27.90	18.02
11n(HT40)	CH54	49.17	36.61
11n(HT40)	CH62	47.50	36.61
11ac(VHT20)	CH52	27.20	18.04
11ac(VHT20)	CH60	28.35	18.03
11ac(VHT20)	CH64	29.65	18.03
11ac(VHT40)	CH54	53.62	36.62
11ac(VHT40)	CH62	48.24	36.61
11ac(VHT80)	CH58	123.40	76.48
11ax(HE20)(SU)	CH52	26.31	19.14
11ax(HE20)(SU)	CH60	25.91	19.15
11ax(HE20)(SU)	CH64	26.38	19.18
11ax(HE40)(SU)	CH54	46.93	37.99
11ax(HE40)(SU)	CH62	45.79	37.98
11ax(HE80)(SU)	CH58	87.53	77.61

U-NII-2C (5470 - 5725 MHz)			
Mode	Channel	26 dB Bandwidth (MHz)	99% Bandwidth (MHz)
11a	CH100	30.07	17.09
11a	CH116	31.61	17.00
11a	CH140	30.75	17.06
11n(HT20)	CH100	33.29	18.26
11n(HT20)	CH116	28.16	18.26
11n(HT20)	CH140	29.85	18.20
11n(HT40)	CH102	68.28	36.97
11n(HT40)	CH118	58.44	36.92
11n(HT40)	CH134	65.48	36.92
11ac(VHT20)	CH100	30.55	18.30
11ac(VHT20)	CH116	30.27	18.24
11ac(VHT20)	CH140	29.62	18.26
11ac(VHT40)	CH102	62.26	36.95
11ac(VHT40)	CH118	52.90	36.91
11ac(VHT40)	CH134	62.20	36.90
11ac(VHT80)	CH106	156.40	77.24
11ac(VHT80)	CH122	146.60	76.96
11ax(HE20)(SU)	CH100	31.39	19.31
11ax(HE20)(SU)	CH116	29.51	19.27
11ax(HE20)(SU)	CH140	29.17	19.27
11ax(HE40)(SU)	CH102	56.58	38.20
11ax(HE40)(SU)	CH118	49.65	38.15
11ax(HE40)(SU)	CH134	52.67	38.17
11ax(HE80)(SU)	CH106	138.00	78.09
11ax(HE80)(SU)	CH122	102.30	77.90

U-NII-3 (5725 - 5850 MHz)			
Mode	Channel	26 dB Bandwidth (MHz)	99% Bandwidth (MHz)
11a	CH149	31.58	17.00
11a	CH157	27.27	16.96
11a	CH165	26.89	16.98
11n(HT20)	CH149	28.04	18.19
11n(HT20)	CH157	29.17	18.21
11n(HT20)	CH165	27.31	18.18
11n(HT40)	CH151	48.79	36.85
11n(HT40)	CH159	50.24	36.90
11ac(VHT20)	CH149	30.35	18.20
11ac(VHT20)	CH157	28.69	18.19
11ac(VHT20)	CH165	28.42	18.18
11ac(VHT40)	CH151	50.51	36.87
11ac(VHT40)	CH159	50.10	36.80
11ac(VHT80)	CH155	145.00	76.97
11ax(HE20)(SU)	CH149	30.63	19.25
11ax(HE20)(SU)	CH157	25.42	19.26
11ax(HE20)(SU)	CH165	27.52	19.29
11ax(HE40)(SU)	CH151	46.70	38.16
11ax(HE40)(SU)	CH159	47.09	38.15
11ax(HE80)(SU)	CH155	100.20	77.83

A.3 6 dB Bandwidth

Note: Test plots please refer to the document “Annex No.: Ti-EE26030457-604 Data Part 2.pdf”.

Test Data

U-NII-3 (5725 - 5850 MHz)				
Mode	Channel	6 dB Bandwidth (MHz)	Limit (kHz)	Verdict
11a	CH149	16.60	500.00	Pass
11a	CH157	16.60	500.00	Pass
11a	CH165	16.60	500.00	Pass
11n(HT20)	CH149	17.80	500.00	Pass
11n(HT20)	CH157	17.80	500.00	Pass
11n(HT20)	CH165	18.00	500.00	Pass
11n(HT40)	CH151	36.60	500.00	Pass
11n(HT40)	CH159	36.60	500.00	Pass
11ac(VHT20)	CH149	17.80	500.00	Pass
11ac(VHT20)	CH157	17.80	500.00	Pass
11ac(VHT20)	CH165	17.80	500.00	Pass
11ac(VHT40)	CH151	36.60	500.00	Pass
11ac(VHT40)	CH159	36.60	500.00	Pass
11ac(VHT80)	CH155	76.60	500.00	Pass
11ax(HE20)(SU)	CH149	19.30	500.00	Pass
11ax(HE20)(SU)	CH157	19.20	500.00	Pass
11ax(HE20)(SU)	CH165	19.20	500.00	Pass
11ax(HE40)(SU)	CH151	38.20	500.00	Pass
11ax(HE40)(SU)	CH159	38.10	500.00	Pass
11ax(HE80)(SU)	CH155	78.20	500.00	Pass

A.4 Power Spectral Density

Note: Test plots please refer to the document “Annex No.: Ti-EE26030457-604 Data Part 3.pdf”.

Test Data

U-NII-1 (5150 - 5250 MHz)				
Mode	Channel	PSD (dBm/MHz)	FCC Limit (dBm/MHz)	Verdict
11a	CH36	-1.99	11.00	Pass
11a	CH44	-2.06	11.00	Pass
11a	CH48	-1.70	11.00	Pass
11n(HT20)	CH36	-2.06	11.00	Pass
11n(HT20)	CH44	-1.78	11.00	Pass
11n(HT20)	CH48	-1.61	11.00	Pass
11n(HT40)	CH38	-5.03	11.00	Pass
11n(HT40)	CH46	-4.75	11.00	Pass
11ac(VHT20)	CH36	-2.17	11.00	Pass
11ac(VHT20)	CH44	-1.99	11.00	Pass
11ac(VHT20)	CH48	-1.64	11.00	Pass
11ac(VHT40)	CH38	-5.06	11.00	Pass
11ac(VHT40)	CH46	-4.77	11.00	Pass
11ac(VHT80)	CH42	-8.21	11.00	Pass
11ax(HE20)(SU)	CH36	-2.48	11.00	Pass
11ax(HE20)(SU)	CH44	-2.21	11.00	Pass
11ax(HE20)(SU)	CH48	-2.05	11.00	Pass
11ax(HE40)(SU)	CH38	-5.32	11.00	Pass
11ax(HE40)(SU)	CH46	-5.02	11.00	Pass
11ax(HE80)(SU)	CH42	-8.50	11.00	Pass

U-NII-2A (5250 - 5350 MHz)					
Mode	Channel	PSD (dBm/MHz)	FCC Limit (dBm/MHz)	IC Limit (dBm/MHz)	Verdict
11a	CH52	-1.79	11.00	11.00	Pass
11a	CH60	-2.37	11.00	11.00	Pass
11a	CH64	-2.05	11.00	11.00	Pass
11n(HT20)	CH52	-2.17	11.00	11.00	Pass
11n(HT20)	CH60	-2.11	11.00	11.00	Pass
11n(HT20)	CH64	-1.93	11.00	11.00	Pass
11n(HT40)	CH54	-5.17	11.00	11.00	Pass
11n(HT40)	CH62	-5.03	11.00	11.00	Pass
11ac(VHT20)	CH52	-2.15	11.00	11.00	Pass
11ac(VHT20)	CH60	-2.07	11.00	11.00	Pass
11ac(VHT20)	CH64	-2.01	11.00	11.00	Pass
11ac(VHT40)	CH54	-5.28	11.00	11.00	Pass
11ac(VHT40)	CH62	-5.03	11.00	11.00	Pass
11ac(VHT80)	CH58	-8.36	11.00	11.00	Pass
11ax(HE20)(SU)	CH52	-2.35	11.00	11.00	Pass
11ax(HE20)(SU)	CH60	-2.38	11.00	11.00	Pass
11ax(HE20)(SU)	CH64	-2.31	11.00	11.00	Pass
11ax(HE40)(SU)	CH54	-5.74	11.00	11.00	Pass
11ax(HE40)(SU)	CH62	-5.28	11.00	11.00	Pass
11ax(HE80)(SU)	CH58	-8.55	11.00	11.00	Pass

U-NII-2C (5470 - 5725 MHz)					
Mode	Channel	PSD (dBm/MHz)	FCC Limit (dBm/MHz)	IC Limit (dBm/MHz)	Verdict
11a	CH100	-2.54	11.00	11.00	Pass
11a	CH116	-2.58	11.00	11.00	Pass
11a	CH140	-2.17	11.00	11.00	Pass
11n(HT20)	CH100	-2.46	11.00	11.00	Pass
11n(HT20)	CH116	-2.70	11.00	11.00	Pass
11n(HT20)	CH140	-2.20	11.00	11.00	Pass
11n(HT40)	CH102	-5.99	11.00	11.00	Pass
11n(HT40)	CH118	-5.82	11.00	11.00	Pass
11n(HT40)	CH134	-6.12	11.00	11.00	Pass
11ac(VHT20)	CH100	-2.49	11.00	11.00	Pass
11ac(VHT20)	CH116	-2.64	11.00	11.00	Pass
11ac(VHT20)	CH140	-2.21	11.00	11.00	Pass
11ac(VHT40)	CH102	-5.78	11.00	11.00	Pass
11ac(VHT40)	CH118	-5.78	11.00	11.00	Pass
11ac(VHT40)	CH134	-6.03	11.00	11.00	Pass
11ac(VHT80)	CH106	-9.13	11.00	11.00	Pass
11ac(VHT80)	CH122	-9.33	11.00	11.00	Pass
11ax(HE20)(SU)	CH100	-2.90	11.00	11.00	Pass
11ax(HE20)(SU)	CH116	-3.05	11.00	11.00	Pass
11ax(HE20)(SU)	CH140	-2.62	11.00	11.00	Pass
11ax(HE40)(SU)	CH102	-6.30	11.00	11.00	Pass
11ax(HE40)(SU)	CH118	-6.15	11.00	11.00	Pass
11ax(HE40)(SU)	CH134	-6.36	11.00	11.00	Pass
11ax(HE80)(SU)	CH106	-9.29	11.00	11.00	Pass
11ax(HE80)(SU)	CH122	-9.31	11.00	11.00	Pass

U-NII-3 (5725 - 5850 MHz)					
Mode	Channel	PSD (dBm/MHz)	FCC Limit (dBm/500kHz)	IC Limit (dBm/500kHz)	Verdict
11a	CH149	-5.91	30.00	30.00	Pass
11a	CH157	-6.36	30.00	30.00	Pass
11a	CH165	-6.10	30.00	30.00	Pass
11n(HT20)	CH149	-5.84	30.00	30.00	Pass
11n(HT20)	CH157	-6.42	30.00	30.00	Pass
11n(HT20)	CH165	-6.11	30.00	30.00	Pass
11n(HT40)	CH151	-9.05	30.00	30.00	Pass
11n(HT40)	CH159	-9.68	30.00	30.00	Pass
11ac(VHT20)	CH149	-5.80	30.00	30.00	Pass
11ac(VHT20)	CH157	-6.46	30.00	30.00	Pass
11ac(VHT20)	CH165	-6.15	30.00	30.00	Pass
11ac(VHT40)	CH151	-9.26	30.00	30.00	Pass
11ac(VHT40)	CH159	-9.54	30.00	30.00	Pass
11ac(VHT80)	CH155	-12.48	30.00	30.00	Pass
11ax(HE20)(SU)	CH149	-6.15	30.00	30.00	Pass
11ax(HE20)(SU)	CH157	-6.81	30.00	30.00	Pass
11ax(HE20)(SU)	CH165	-6.52	30.00	30.00	Pass
11ax(HE40)(SU)	CH151	-9.07	30.00	30.00	Pass
11ax(HE40)(SU)	CH159	-9.64	30.00	30.00	Pass
11ax(HE80)(SU)	CH155	-12.49	30.00	30.00	Pass

E.I.R.P

U-NII-1 (5150 - 5250 MHz)				
Mode	Channel	E.I.R.P PSD (dBm/MHz)	E.I.R.P Limit (dBm/MHz)	Verdict
11a	CH36	-0.97	10.00	Pass
11a	CH44	-1.04	10.00	Pass
11a	CH48	-0.68	10.00	Pass
11n(HT20)	CH36	-1.04	10.00	Pass
11n(HT20)	CH44	-0.76	10.00	Pass
11n(HT20)	CH48	-0.59	10.00	Pass
11n(HT40)	CH38	-4.01	10.00	Pass
11n(HT40)	CH46	-3.73	10.00	Pass
11ac(VHT20)	CH36	-1.15	10.00	Pass
11ac(VHT20)	CH44	-0.97	10.00	Pass
11ac(VHT20)	CH48	-0.62	10.00	Pass
11ac(VHT40)	CH38	-4.04	10.00	Pass
11ac(VHT40)	CH46	-3.75	10.00	Pass
11ac(VHT80)	CH42	-7.19	10.00	Pass
11ax(HE20)(SU)	CH36	-1.46	10.00	Pass
11ax(HE20)(SU)	CH44	-1.19	10.00	Pass
11ax(HE20)(SU)	CH48	-1.03	10.00	Pass
11ax(HE40)(SU)	CH38	-4.30	10.00	Pass
11ax(HE40)(SU)	CH46	-4.00	10.00	Pass
11ax(HE80)(SU)	CH42	-7.48	10.00	Pass

U-NII-2A (5250 - 5350 MHz)			
Mode	Channel	E.I.R.P PSD (dBm/MHz)	Verdict
11a	CH52	-0.77	Pass
11a	CH60	-1.35	Pass
11a	CH64	-1.03	Pass
11n(HT20)	CH52	-1.15	Pass
11n(HT20)	CH60	-1.09	Pass
11n(HT20)	CH64	-0.91	Pass
11n(HT40)	CH54	-4.15	Pass
11n(HT40)	CH62	-4.01	Pass
11ac(VHT20)	CH52	-1.13	Pass
11ac(VHT20)	CH60	-1.05	Pass
11ac(VHT20)	CH64	-0.99	Pass
11ac(VHT40)	CH54	-4.26	Pass
11ac(VHT40)	CH62	-4.01	Pass
11ac(VHT80)	CH58	-7.34	Pass
11ax(HE20)(SU)	CH52	-1.33	Pass
11ax(HE20)(SU)	CH60	-1.36	Pass
11ax(HE20)(SU)	CH64	-1.29	Pass
11ax(HE40)(SU)	CH54	-4.72	Pass
11ax(HE40)(SU)	CH62	-4.26	Pass
11ax(HE80)(SU)	CH58	-7.53	Pass

U-NII-2C (5470 - 5725 MHz)			
Mode	Channel	E.I.R.P PSD (dBm/MHz)	Verdict
11a	CH100	-2.05	Pass
11a	CH116	-2.09	Pass
11a	CH140	-1.68	Pass
11n(HT20)	CH100	-1.97	Pass
11n(HT20)	CH116	-2.21	Pass
11n(HT20)	CH140	-1.71	Pass
11n(HT40)	CH102	-5.50	Pass
11n(HT40)	CH118	-5.33	Pass
11n(HT40)	CH134	-5.63	Pass
11ac(VHT20)	CH100	-2.00	Pass
11ac(VHT20)	CH116	-2.15	Pass
11ac(VHT20)	CH140	-1.72	Pass
11ac(VHT40)	CH102	-5.29	Pass
11ac(VHT40)	CH118	-5.29	Pass
11ac(VHT40)	CH134	-5.54	Pass
11ac(VHT80)	CH106	-8.64	Pass
11ac(VHT80)	CH122	-8.84	Pass
11ax(HE20)(SU)	CH100	-2.41	Pass
11ax(HE20)(SU)	CH116	-2.56	Pass
11ax(HE20)(SU)	CH140	-2.13	Pass
11ax(HE40)(SU)	CH102	-5.81	Pass
11ax(HE40)(SU)	CH118	-5.66	Pass
11ax(HE40)(SU)	CH134	-5.87	Pass
11ax(HE80)(SU)	CH106	-8.80	Pass
11ax(HE80)(SU)	CH122	-8.82	Pass

U-NII-3 (5725 - 5850 MHz)			
Mode	Channel	E.I.R.P PSD (dBm/500kHz)	Verdict
11a	CH149	-5.84	Pass
11a	CH157	-6.29	Pass
11a	CH165	-6.03	Pass
11n(HT20)	CH149	-5.77	Pass
11n(HT20)	CH157	-6.35	Pass
11n(HT20)	CH165	-6.04	Pass
11n(HT40)	CH151	-8.98	Pass
11n(HT40)	CH159	-9.61	Pass
11ac(VHT20)	CH149	-5.73	Pass
11ac(VHT20)	CH157	-6.39	Pass
11ac(VHT20)	CH165	-6.08	Pass
11ac(VHT40)	CH151	-9.19	Pass
11ac(VHT40)	CH159	-9.47	Pass
11ac(VHT80)	CH155	-12.41	Pass
11ax(HE20)(SU)	CH149	-6.08	Pass
11ax(HE20)(SU)	CH157	-6.74	Pass
11ax(HE20)(SU)	CH165	-6.45	Pass
11ax(HE40)(SU)	CH151	-9.00	Pass
11ax(HE40)(SU)	CH159	-9.57	Pass
11ax(HE80)(SU)	CH155	-12.42	Pass

A.5 Conducted Emissions

Note [1]: The EUT is working in the Normal link mode. All modes have been tested and normal link mode is worst.

Note [2]: Devices subject to Part 15 must be tested for all available U.S. voltages and frequencies (such as a nominal 120 VAC, 60 Hz and 240 VAC, 50 Hz) for which the device is capable of operation. So, The configuration 120 VAC, 60 Hz and 240 VAC, 50 Hz were tested respectively, but only the worst configuration (120 VAC, 60 Hz) shown here.

Test Data and Plots

PHASE L

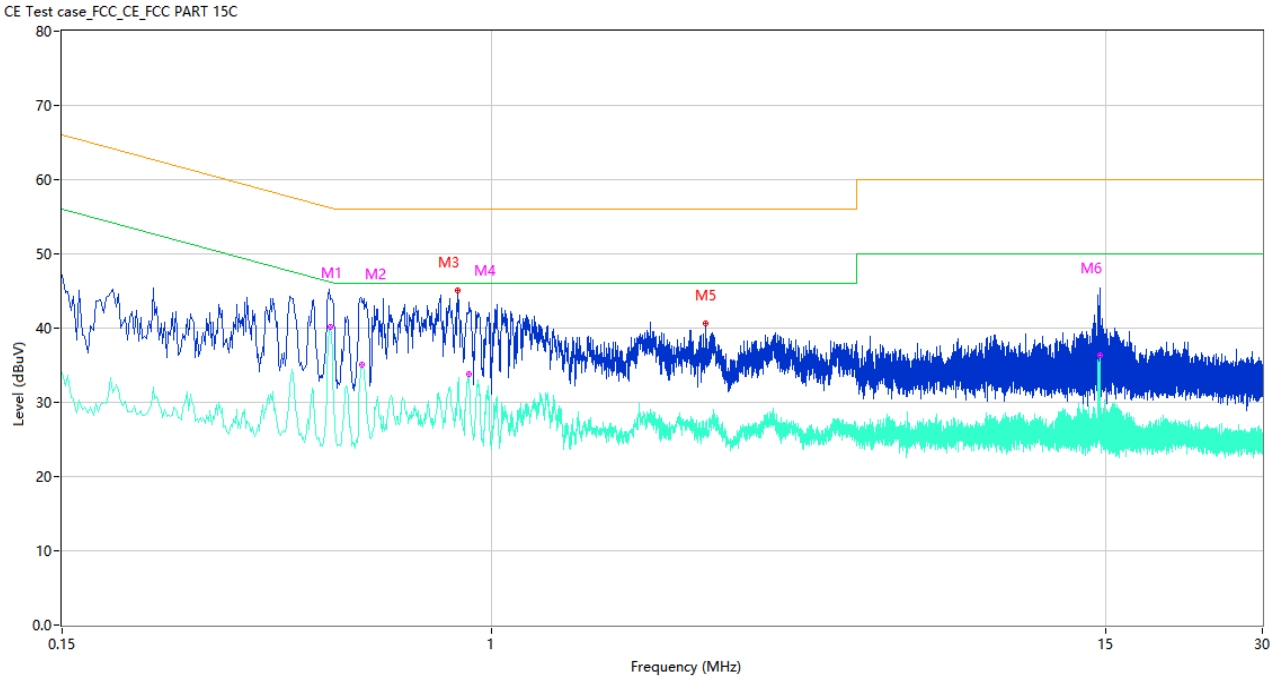

No.	Frequency (MHz)	Results (dBuV)	Factor (dB)	Limit (dBuV)	Margin (dB)	Detector	Line	Verdict
1	0.490	43.81	9.99	56.17	12.36	Peak	L	Pass
1**	0.490	40.22	9.99	46.17	5.95	AV	L	Pass
2	0.562	43.93	10.06	56.00	12.07	Peak	L	Pass
2**	0.562	35.02	10.06	46.00	10.98	AV	L	Pass
3	0.858	45.05	10.54	56.00	10.95	Peak	L	Pass
3**	0.858	31.17	10.54	46.00	14.83	AV	L	Pass
4	0.902	42.09	10.17	56.00	13.91	Peak	L	Pass
4**	0.902	33.75	10.17	46.00	12.25	AV	L	Pass
5	2.570	40.59	9.90	56.00	15.41	Peak	L	Pass
5**	2.570	27.24	9.90	46.00	18.76	AV	L	Pass
6	14.634	43.36	10.66	60.00	16.64	Peak	L	Pass
6**	14.634	36.30	10.66	50.00	13.70	AV	L	Pass

PHASE N

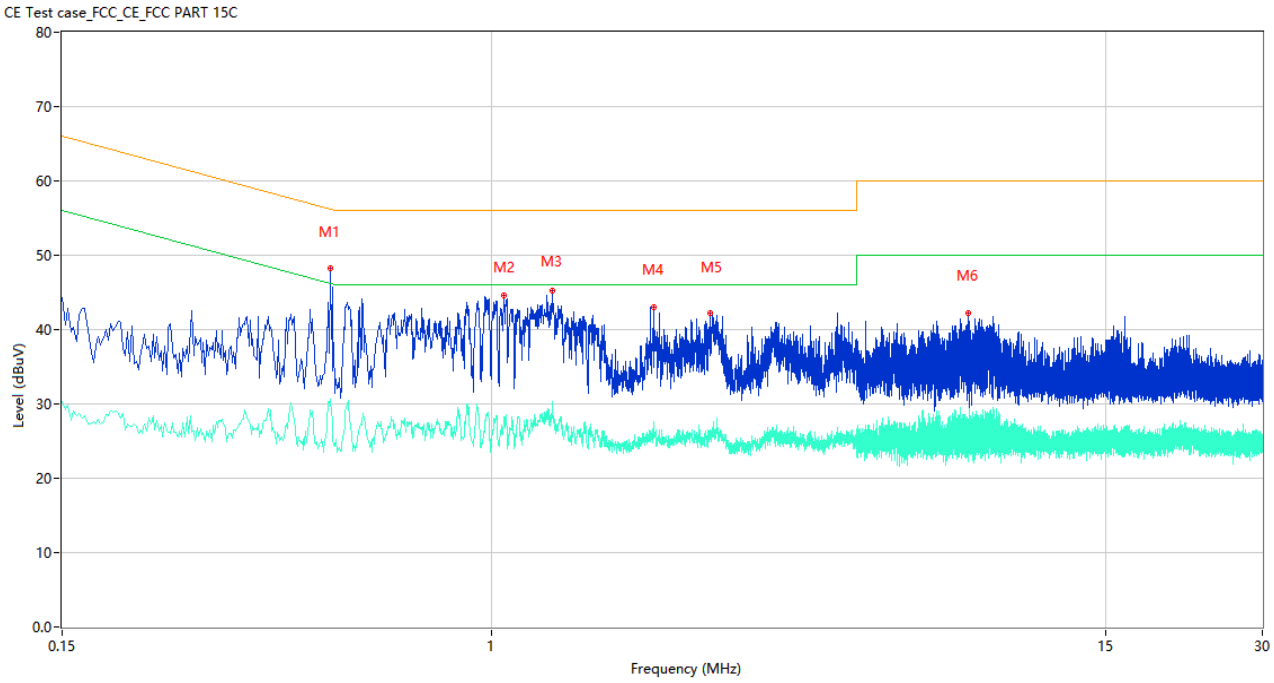

No.	Frequency (MHz)	Results (dBuV)	Factor (dB)	Limit (dBuV)	Margin (dB)	Detector	Line	Verdict
1	0.490	48.19	9.99	56.17	7.98	Peak	N	Pass
1**	0.490	30.69	9.99	46.17	15.48	AV	N	Pass
2	1.052	44.57	10.16	56.00	11.43	Peak	N	Pass
2**	1.052	27.98	10.16	46.00	18.02	AV	N	Pass
3	1.306	45.17	10.44	56.00	10.83	Peak	N	Pass
3**	1.306	30.33	10.44	46.00	15.67	AV	N	Pass
4	2.042	43.05	10.46	56.00	12.95	Peak	N	Pass
4**	2.042	26.02	10.46	46.00	19.98	AV	N	Pass
5	2.618	42.16	9.90	56.00	13.84	Peak	N	Pass
5**	2.618	26.31	9.90	46.00	19.69	AV	N	Pass
6	8.208	42.23	10.40	60.00	17.77	Peak	N	Pass
6**	8.208	24.90	10.40	50.00	25.10	AV	N	Pass

A.6 Radiated Spurious Emissions and Band Edge (Restricted-band)

Note [1]: The symbol of "--" in the table which means not application.

Note [2]: For the test data above 1 GHz，According the ANSI C63.10, where limits are specified for both average and peak (or quasi-peak) detector functions, if the peak (or quasi-peak) measured value complies with the average limit, it is unnecessary to perform an average measurement.

Note [3]: The low frequency, which started from 9 kHz to 30 MHz, was pre-scanned and the result which was 20 dB lower than the limit line per 15.31(o) was not reported.

Note [4]: The EUT is working in the Normal link mode below 1 GHz. All modes have been tested and normal link mode is worst.

Test Data and Plots

30 MHz to 1 GHz, ANT H

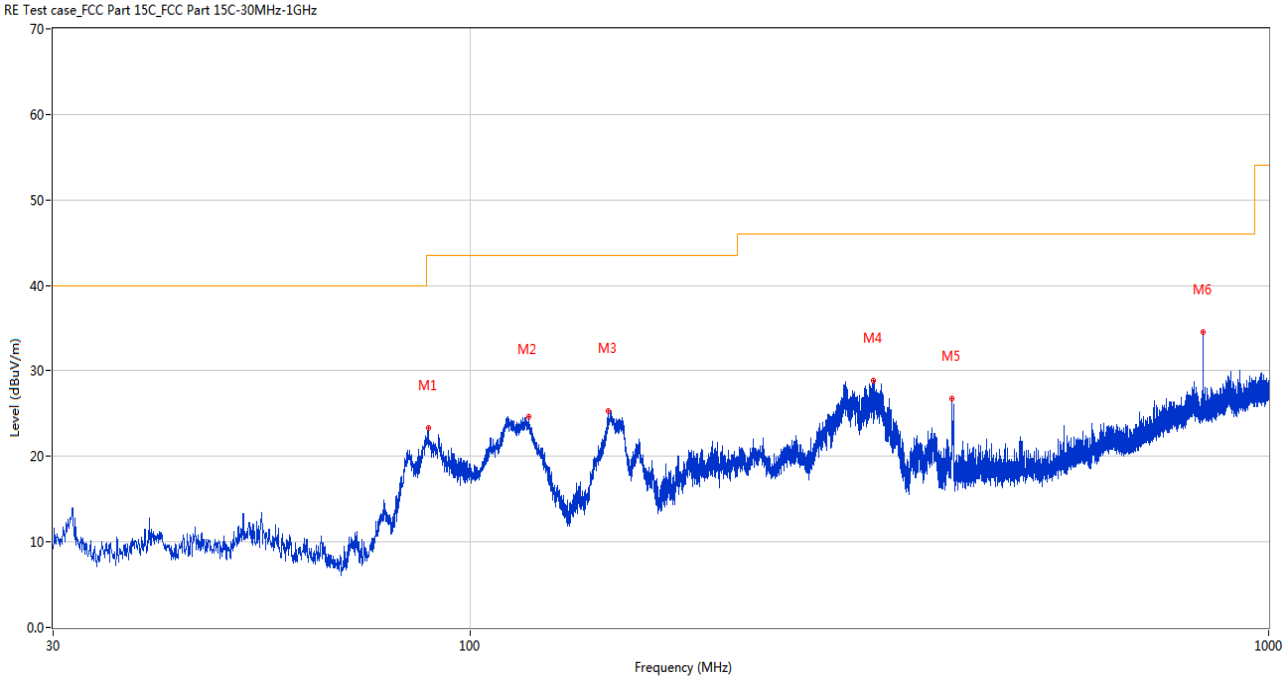

No.	Frequency (MHz)	Results (dBuV/m)	Factor (dB/m)	Limit (dBuV/m)	Margin (dB)	Detector	Table (Degree)	Height (cm)	Antenna	Verdict
1	88.491	23.34	-30.28	43.5	20.16	Peak	328.00	200	Horizontal	Pass
2	118.221	24.65	-28.29	43.5	18.85	Peak	119.00	200	Horizontal	Pass
3	148.874	25.36	-25.62	43.5	18.14	Peak	290.00	200	Horizontal	Pass
4	319.836	28.89	-24.05	46.0	17.11	Peak	98.00	100	Horizontal	Pass
5	400.540	26.73	-21.44	46.0	19.27	Peak	249.00	100	Horizontal	Pass
6	827.970	34.58	-11.83	46.0	11.42	Peak	184.00	100	Horizontal	Pass

30 MHz to 1 GHz, ANT V

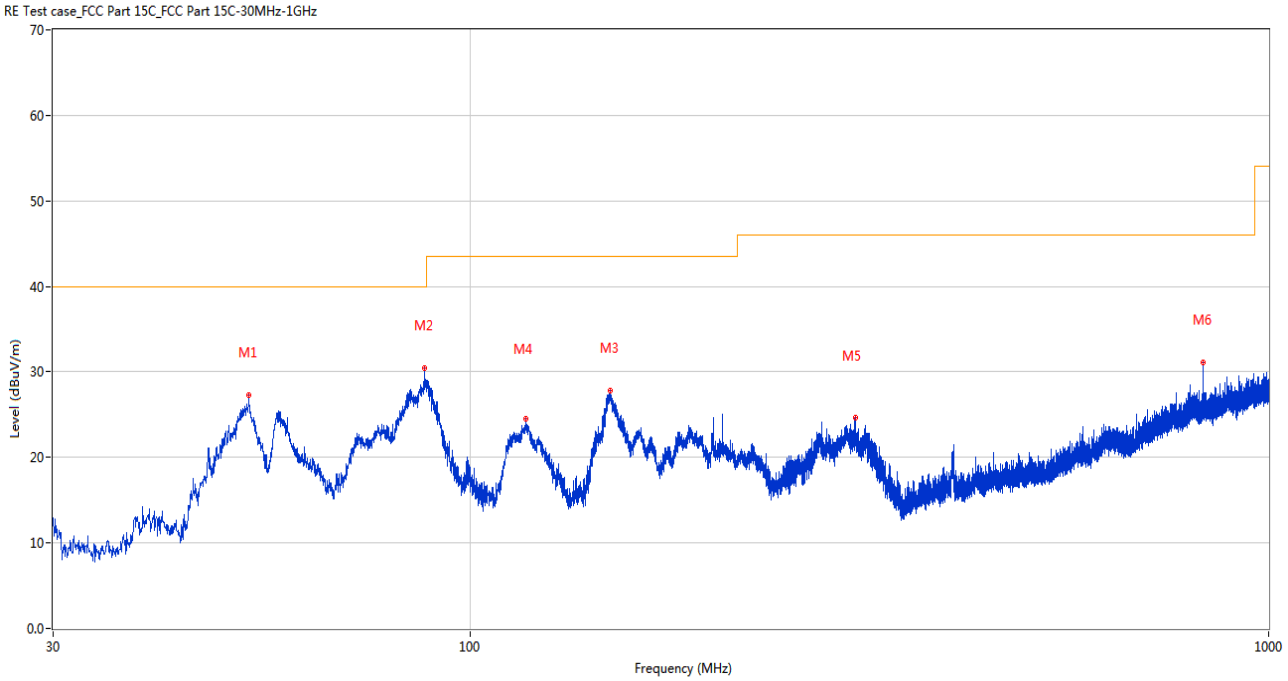

No.	Frequency (MHz)	Results (dBuV/m)	Factor (dB/m)	Limit (dBuV/m)	Margin (dB)	Detector	Table (Degree)	Height (cm)	Antenna	Verdict
1	52.746	27.29	-26.68	40.0	12.71	Peak	212.00	100	Vertical	Pass
2	87.570	30.41	-30.65	40.0	9.59	Peak	134.00	100	Vertical	Pass
3	149.747	27.78	-25.51	43.5	15.72	Peak	309.00	100	Vertical	Pass
4	117.446	24.58	-28.43	43.5	18.92	Peak	173.00	100	Vertical	Pass
5	303.249	24.59	-24.61	46.0	21.41	Peak	225.00	100	Vertical	Pass
6	827.970	31.11	-11.83	46.0	14.89	Peak	130.00	200	Vertical	Pass

Note: The spurious above 18G is noise only, do not show on the report.

11a, U-NII-1, 1 GHz to 18 GHz, Low Channel, ANT H

No.	Frequency (MHz)	Results (dBuV/m)	Limit (dBuV/m)	Margin (dB)	Detector	Table (Degree)	Height (cm)	Antenna	Verdict
1	1494.700	39.12	74.0	34.88	Peak	251.00	200	Horizontal	Pass
1**	1494.700	28.86	54.0	25.14	AV	251.00	200	Horizontal	Pass
2	4143.600	53.77	74.0	20.23	Peak	256.00	400	Horizontal	Pass
2**	4143.600	43.95	54.0	10.05	AV	256.00	400	Horizontal	Pass
3	5177.800	106.75	--	--	Peak	61.00	100	Horizontal	N/A
3**	5177.800	98.85	--	--	AV	61.00	100	Horizontal	N/A
4	7275.138	49.63	74.0	24.37	Peak	67.00	100	Horizontal	Pass
4**	7275.138	40.18	54.0	13.82	AV	67.00	100	Horizontal	Pass
5	11334.925	52.33	74.0	21.67	Peak	360.00	150	Horizontal	Pass
5**	11334.925	42.18	54.0	11.82	AV	360.00	150	Horizontal	Pass
6	15984.263	55.51	74.0	18.49	Peak	147.00	100	Horizontal	Pass
6**	15984.263	44.35	54.0	9.65	AV	147.00	100	Horizontal	Pass

11a, U-NII-1, 1 GHz to 18 GHz, Low Channel, ANT V

No.	Frequency (MHz)	Results (dBuV/m)	Limit (dBuV/m)	Margin (dB)	Detector	Table (Degree)	Height (cm)	Antenna	Verdict
1	1539.500	38.91	74.0	35.09	Peak	314.00	300	Vertical	Pass
1**	1539.500	29.67	54.0	24.33	AV	314.00	300	Vertical	Pass
2	4385.400	50.01	74.0	23.99	Peak	104.00	100	Vertical	Pass
2**	4385.400	40.82	54.0	13.18	AV	104.00	100	Vertical	Pass
3	5181.200	107.61	--	--	Peak	253.00	200	Vertical	N/A
3**	5181.200	99.96	--	--	AV	253.00	200	Vertical	N/A
4	7302.162	49.84	74.0	24.16	Peak	83.00	200	Vertical	Pass
4**	7302.162	40.01	54.0	13.99	AV	83.00	200	Vertical	Pass
5	12407.300	51.68	74.0	22.32	Peak	358.00	150	Vertical	Pass
5**	12407.300	42.24	54.0	11.76	AV	358.00	150	Vertical	Pass
6	15525.151	55.06	74.0	18.94	Peak	143.00	400	Vertical	Pass
6**	15525.151	45.81	54.0	8.19	AV	143.00	400	Vertical	Pass

11a, U-NII-1, 1 GHz to 18 GHz, Middle Channel, ANT H

No.	Frequency (MHz)	Results (dBuV/m)	Limit (dBuV/m)	Margin (dB)	Detector	Table (Degree)	Height (cm)	Antenna	Verdict
1	1563.800	39.04	74.0	34.96	Peak	277.00	300	Horizontal	Pass
1**	1563.800	28.94	54.0	25.06	AV	277.00	300	Horizontal	Pass
2	4176.000	51.78	74.0	22.22	Peak	297.00	200	Horizontal	Pass
2**	4176.000	42.13	54.0	11.87	AV	297.00	200	Horizontal	Pass
3	5216.000	105.68	--	--	Peak	81.00	100	Horizontal	N/A
3**	5216.000	97.29	--	--	AV	81.00	100	Horizontal	N/A
4	7592.825	49.49	74.0	24.51	Peak	360.00	200	Horizontal	Pass
4**	7592.825	40.94	54.0	13.06	AV	360.00	200	Horizontal	Pass
5	11785.725	52.57	74.0	21.43	Peak	296.00	100	Horizontal	Pass
5**	11785.725	42.09	54.0	11.91	AV	296.00	100	Horizontal	Pass
6	16086.638	54.84	74.0	19.16	Peak	295.00	100	Horizontal	Pass
6**	16086.638	45.53	54.0	8.47	AV	295.00	100	Horizontal	Pass

11a, U-NII-1, 1 GHz to 18 GHz, Middle Channel, ANT V

No.	Frequency (MHz)	Results (dBuV/m)	Limit (dBuV/m)	Margin (dB)	Detector	Table (Degree)	Height (cm)	Antenna	Verdict
1	1485.700	39.40	74.0	34.60	Peak	231.00	100	Vertical	Pass
1**	1485.700	30.25	54.0	23.75	AV	231.00	100	Vertical	Pass
2	4388.600	49.57	74.0	24.43	Peak	10.00	100	Vertical	Pass
2**	4388.600	41.57	54.0	12.43	AV	10.00	100	Vertical	Pass
3	5217.800	107.11	--	--	Peak	82.00	150	Vertical	N/A
3**	5217.800	99.77	--	--	AV	82.00	150	Vertical	N/A
4	7510.888	49.56	74.0	24.44	Peak	221.00	200	Vertical	Pass
4**	7510.888	40.34	54.0	13.66	AV	221.00	200	Vertical	Pass
5	11213.600	51.76	74.0	22.24	Peak	258.00	200	Vertical	Pass
5**	11213.600	42.42	54.0	11.58	AV	258.00	200	Vertical	Pass
6	15815.737	54.93	74.0	19.07	Peak	82.00	200	Vertical	Pass
6**	15815.737	45.35	54.0	8.65	AV	82.00	200	Vertical	Pass

11a, U-NII-1, 1 GHz to 18 GHz, High Channel, ANT H

No.	Frequency (MHz)	Results (dBuV/m)	Limit (dBuV/m)	Margin (dB)	Detector	Table (Degree)	Height (cm)	Antenna	Verdict
1	1622.600	39.07	74.0	34.93	Peak	184.00	100	Horizontal	Pass
1**	1622.600	30.27	54.0	23.73	AV	184.00	100	Horizontal	Pass
2	4069.200	49.66	74.0	24.34	Peak	36.00	300	Horizontal	Pass
2**	4069.200	40.18	54.0	13.82	AV	36.00	300	Horizontal	Pass
3	5237.800	104.65	--	--	Peak	76.00	100	Horizontal	N/A
3**	5237.800	97.44	--	--	AV	76.00	100	Horizontal	N/A
4	7445.913	49.47	74.0	24.53	Peak	146.00	100	Horizontal	Pass
4**	7445.913	40.82	54.0	13.18	AV	146.00	100	Horizontal	Pass
5	12394.075	51.79	74.0	22.21	Peak	248.00	200	Horizontal	Pass
5**	12394.075	42.61	54.0	11.39	AV	248.00	200	Horizontal	Pass
6	16085.588	55.01	74.0	18.99	Peak	134.00	100	Horizontal	Pass
6**	16085.588	44.88	54.0	9.12	AV	134.00	100	Horizontal	Pass

11a, U-NII-1, 1 GHz to 18 GHz, High Channel, ANT V

No.	Frequency (MHz)	Results (dBuV/m)	Limit (dBuV/m)	Margin (dB)	Detector	Table (Degree)	Height (cm)	Antenna	Verdict
1	1496.200	39.72	74.0	34.28	Peak	249.00	200	Vertical	Pass
1**	1496.200	29.08	54.0	24.92	AV	249.00	200	Vertical	Pass
2	4297.200	50.42	74.0	23.58	Peak	360.00	400	Vertical	Pass
2**	4297.200	40.73	54.0	13.27	AV	360.00	400	Vertical	Pass
3	5235.400	106.02	--	--	Peak	84.00	100	Vertical	N/A
3**	5235.400	98.75	--	--	AV	84.00	100	Vertical	N/A
4	7381.800	49.59	74.0	24.41	Peak	0.00	300	Vertical	Pass
4**	7381.800	40.30	54.0	13.70	AV	0.00	300	Vertical	Pass
5	11777.963	51.69	74.0	22.31	Peak	0.00	200	Vertical	Pass
5**	11777.963	42.37	54.0	11.63	AV	0.00	200	Vertical	Pass
6	15811.276	54.63	74.0	19.37	Peak	83.00	200	Vertical	Pass
6**	15811.276	45.96	54.0	8.04	AV	83.00	200	Vertical	Pass

11n20, U-NII-1, 1 GHz to 18 GHz, Low Channel, ANT H

No.	Frequency (MHz)	Results (dBuV/m)	Limit (dBuV/m)	Margin (dB)	Detector	Table (Degree)	Height (cm)	Antenna	Verdict
1	1560.800	38.83	74.0	35.17	Peak	129.00	400	Horizontal	Pass
1**	1560.800	30.36	54.0	23.64	AV	129.00	400	Horizontal	Pass
2	4143.800	51.20	74.0	22.80	Peak	251.00	100	Horizontal	Pass
2**	4143.800	41.16	54.0	12.84	AV	251.00	100	Horizontal	Pass
3	5181.600	107.31	--	--	Peak	82.00	100	Horizontal	N/A
3**	5181.600	99.41	--	--	AV	82.00	100	Horizontal	N/A
4	7335.225	50.84	74.0	23.16	Peak	0.00	400	Horizontal	Pass
4**	7335.225	41.04	54.0	12.96	AV	0.00	400	Horizontal	Pass
5	10925.525	52.53	74.0	21.47	Peak	129.00	150	Horizontal	Pass
5**	10925.525	43.28	54.0	10.72	AV	129.00	150	Horizontal	Pass
6	15523.575	54.73	74.0	19.27	Peak	208.00	100	Horizontal	Pass
6**	15523.575	45.67	54.0	8.33	AV	208.00	100	Horizontal	Pass

11n20, U-NII-1, 1 GHz to 18 GHz, Low Channel, ANT V

No.	Frequency (MHz)	Results (dBuV/m)	Limit (dBuV/m)	Margin (dB)	Detector	Table (Degree)	Height (cm)	Antenna	Verdict
1	1485.500	39.24	74.0	34.76	Peak	249.00	100	Vertical	Pass
1**	1485.500	29.88	54.0	24.12	AV	249.00	100	Vertical	Pass
2	4144.400	50.08	74.0	23.92	Peak	163.00	400	Vertical	Pass
2**	4144.400	40.58	54.0	13.42	AV	163.00	400	Vertical	Pass
3	5182.600	107.96	--	--	Peak	81.00	200	Vertical	N/A
3**	5182.600	100.03	--	--	AV	81.00	200	Vertical	N/A
4	7618.413	49.84	74.0	24.16	Peak	56.00	400	Vertical	Pass
4**	7618.413	40.60	54.0	13.40	AV	56.00	400	Vertical	Pass
5	11321.700	52.43	74.0	21.57	Peak	93.00	150	Vertical	Pass
5**	11321.700	43.83	54.0	10.17	AV	93.00	150	Vertical	Pass
6	16101.862	54.87	74.0	19.13	Peak	360.00	300	Vertical	Pass
6**	16101.862	46.37	54.0	7.63	AV	360.00	300	Vertical	Pass

11n20, U-NII-1, 1 GHz to 18 GHz, Middle Channel, ANT H

No.	Frequency (MHz)	Results (dBuV/m)	Limit (dBuV/m)	Margin (dB)	Detector	Table (Degree)	Height (cm)	Antenna	Verdict
1	1505.300	38.36	74.0	35.64	Peak	207.00	300	Horizontal	Pass
1**	1505.300	29.78	54.0	24.22	AV	207.00	300	Horizontal	Pass
2	4392.200	50.19	74.0	23.81	Peak	79.00	300	Horizontal	Pass
2**	4392.200	40.44	54.0	13.56	AV	79.00	300	Horizontal	Pass
3	5218.600	105.28	--	--	Peak	309.00	100	Horizontal	N/A
3**	5218.600	99.17	--	--	AV	309.00	100	Horizontal	N/A
4	7504.563	50.45	74.0	23.55	Peak	360.00	200	Horizontal	Pass
4**	7504.563	40.67	54.0	13.33	AV	360.00	200	Horizontal	Pass
5	10918.912	51.60	74.0	22.40	Peak	352.00	100	Horizontal	Pass
5**	10918.912	42.72	54.0	11.28	AV	352.00	100	Horizontal	Pass
6	16131.262	54.47	74.0	19.53	Peak	0.00	100	Horizontal	Pass
6**	16131.262	45.66	54.0	8.34	AV	0.00	100	Horizontal	Pass

11n20, U-NII-1, 1 GHz to 18 GHz, Middle Channel, ANT V

No.	Frequency (MHz)	Results (dBuV/m)	Limit (dBuV/m)	Margin (dB)	Detector	Table (Degree)	Height (cm)	Antenna	Verdict
1	1499.800	39.16	74.0	34.84	Peak	34.00	100	Vertical	Pass
1**	1499.800	31.84	54.0	22.16	AV	34.00	100	Vertical	Pass
2	4098.800	50.17	74.0	23.83	Peak	323.00	400	Vertical	Pass
2**	4098.800	40.33	54.0	13.67	AV	323.00	400	Vertical	Pass
3	5216.400	107.26	--	--	Peak	83.00	100	Vertical	N/A
3**	5216.400	99.13	--	--	AV	83.00	100	Vertical	N/A
4	7450.513	50.24	74.0	23.76	Peak	260.00	300	Vertical	Pass
4**	7450.513	41.32	54.0	12.68	AV	260.00	300	Vertical	Pass
5	11782.563	51.95	74.0	22.05	Peak	223.00	100	Vertical	Pass
5**	11782.563	42.03	54.0	11.97	AV	223.00	100	Vertical	Pass
6	16187.175	54.55	74.0	19.45	Peak	274.00	200	Vertical	Pass
6**	16187.175	45.81	54.0	8.19	AV	274.00	200	Vertical	Pass

11n20, U-NII-1, 1 GHz to 18 GHz, High Channel, ANT H

No.	Frequency (MHz)	Results (dBuV/m)	Limit (dBuV/m)	Margin (dB)	Detector	Table (Degree)	Height (cm)	Antenna	Verdict
1	1508.100	38.51	74.0	35.49	Peak	353.00	200	Horizontal	Pass
1**	1508.100	29.82	54.0	24.18	AV	353.00	200	Horizontal	Pass
2	4383.400	49.96	74.0	24.04	Peak	68.00	400	Horizontal	Pass
2**	4383.400	40.58	54.0	13.42	AV	68.00	400	Horizontal	Pass
3	5245.600	104.30	--	--	Peak	80.00	100	Horizontal	N/A
3**	5245.600	96.72	--	--	AV	80.00	100	Horizontal	N/A
4	7617.838	49.96	74.0	24.04	Peak	56.00	300	Horizontal	Pass
4**	7617.838	41.71	54.0	12.29	AV	56.00	300	Horizontal	Pass
5	11900.151	51.58	74.0	22.42	Peak	223.00	150	Horizontal	Pass
5**	11900.151	41.84	54.0	12.16	AV	223.00	150	Horizontal	Pass
6	15681.075	54.85	74.0	19.15	Peak	298.00	200	Horizontal	Pass
6**	15681.075	45.55	54.0	8.45	AV	298.00	200	Horizontal	Pass

11n20, U-NII-1, 1 GHz to 18 GHz, High Channel, ANT V

No.	Frequency (MHz)	Results (dBuV/m)	Limit (dBuV/m)	Margin (dB)	Detector	Table (Degree)	Height (cm)	Antenna	Verdict
1	1504.800	39.14	74.0	34.86	Peak	20.00	200	Vertical	Pass
1**	1504.800	29.99	54.0	24.01	AV	20.00	200	Vertical	Pass
2	4191.800	51.57	74.0	22.43	Peak	58.00	200	Vertical	Pass
2**	4191.800	41.33	54.0	12.67	AV	58.00	200	Vertical	Pass
3	5243.800	106.33	--	--	Peak	82.00	100	Vertical	N/A
3**	5243.800	97.81	--	--	AV	82.00	100	Vertical	N/A
4	7671.312	50.46	74.0	23.54	Peak	148.00	200	Vertical	Pass
4**	7671.312	39.65	54.0	14.35	AV	148.00	200	Vertical	Pass
5	12405.862	52.10	74.0	21.90	Peak	276.00	100	Vertical	Pass
5**	12405.862	42.71	54.0	11.29	AV	276.00	100	Vertical	Pass
6	15512.287	54.67	74.0	19.33	Peak	38.00	100	Vertical	Pass
6**	15512.287	45.95	54.0	8.05	AV	38.00	100	Vertical	Pass

11n40, U-NII-1, 1 GHz to 18 GHz, Low Channel, ANT H

No.	Frequency (MHz)	Results (dBuV/m)	Limit (dBuV/m)	Margin (dB)	Detector	Table (Degree)	Height (cm)	Antenna	Verdict
1	1605.600	39.07	74.0	34.93	Peak	49.00	400	Horizontal	Pass
1**	1605.600	29.16	54.0	24.84	AV	49.00	400	Horizontal	Pass
2	4380.400	50.56	74.0	23.44	Peak	345.00	100	Horizontal	Pass
2**	4380.400	41.22	54.0	12.78	AV	345.00	100	Horizontal	Pass
3	5188.200	102.89	--	--	Peak	333.00	200	Horizontal	N/A
3**	5188.200	95.89	--	--	AV	333.00	200	Horizontal	N/A
4	7451.375	49.93	74.0	24.07	Peak	360.00	100	Horizontal	Pass
4**	7451.375	40.81	54.0	13.19	AV	360.00	100	Horizontal	Pass
5	11896.700	51.87	74.0	22.13	Peak	313.00	150	Horizontal	Pass
5**	11896.700	42.93	54.0	11.07	AV	313.00	150	Horizontal	Pass
6	15646.425	55.03	74.0	18.97	Peak	277.00	300	Horizontal	Pass
6**	15646.425	44.52	54.0	9.48	AV	277.00	300	Horizontal	Pass

11n40, U-NII-1, 1 GHz to 18 GHz, Low Channel, ANT V

No.	Frequency (MHz)	Results (dBuV/m)	Limit (dBuV/m)	Margin (dB)	Detector	Table (Degree)	Height (cm)	Antenna	Verdict
1	1506.300	39.41	74.0	34.59	Peak	62.00	300	Vertical	Pass
1**	1506.300	30.17	54.0	23.83	AV	62.00	300	Vertical	Pass
2	4258.800	50.21	74.0	23.79	Peak	259.00	200	Vertical	Pass
2**	4258.800	40.45	54.0	13.55	AV	259.00	200	Vertical	Pass
3	5186.200	103.76	--	--	Peak	79.00	100	Vertical	N/A
3**	5186.200	96.33	--	--	AV	79.00	100	Vertical	N/A
4	7518.362	49.93	74.0	24.07	Peak	204.00	300	Vertical	Pass
4**	7518.362	41.35	54.0	12.65	AV	204.00	300	Vertical	Pass
5	11350.450	51.92	74.0	22.08	Peak	277.00	200	Vertical	Pass
5**	11350.450	42.22	54.0	11.78	AV	277.00	200	Vertical	Pass
6	15513.600	55.10	74.0	18.90	Peak	44.00	300	Vertical	Pass
6**	15513.600	45.08	54.0	8.92	AV	44.00	300	Vertical	Pass

11n40, U-NII-1, 1 GHz to 18 GHz, High Channel, ANT H

No.	Frequency (MHz)	Results (dBuV/m)	Limit (dBuV/m)	Margin (dB)	Detector	Table (Degree)	Height (cm)	Antenna	Verdict
1	1503.200	38.62	74.0	35.38	Peak	360.00	400	Horizontal	Pass
1**	1503.200	29.26	54.0	24.74	AV	360.00	400	Horizontal	Pass
2	4147.400	49.95	74.0	24.05	Peak	86.00	200	Horizontal	Pass
2**	4147.400	39.60	54.0	14.40	AV	86.00	200	Horizontal	Pass
3	5220.000	101.60	--	--	Peak	75.00	150	Horizontal	N/A
3**	5220.000	93.13	--	--	AV	75.00	150	Horizontal	N/A
4	7590.525	49.48	74.0	24.52	Peak	112.00	400	Horizontal	Pass
4**	7590.525	40.40	54.0	13.60	AV	112.00	400	Horizontal	Pass
5	11335.788	52.34	74.0	21.66	Peak	0.00	150	Horizontal	Pass
5**	11335.788	42.44	54.0	11.56	AV	0.00	150	Horizontal	Pass
6	15972.712	53.88	74.0	20.12	Peak	339.00	400	Horizontal	Pass
6**	15972.712	44.20	54.0	9.80	AV	339.00	400	Horizontal	Pass

11n40, U-NII-1, 1 GHz to 18 GHz, High Channel, ANT V

No.	Frequency (MHz)	Results (dBuV/m)	Limit (dBuV/m)	Margin (dB)	Detector	Table (Degree)	Height (cm)	Antenna	Verdict
1	1487.300	38.86	74.0	35.14	Peak	14.00	100	Vertical	Pass
1**	1487.300	29.85	54.0	24.15	AV	14.00	100	Vertical	Pass
2	4344.000	50.43	74.0	23.57	Peak	112.00	300	Vertical	Pass
2**	4344.000	41.51	54.0	12.49	AV	112.00	300	Vertical	Pass
3	5219.400	103.73	--	--	Peak	54.00	150	Vertical	N/A
3**	5219.400	94.95	--	--	AV	54.00	150	Vertical	N/A
4	7445.625	50.17	74.0	23.83	Peak	360.00	300	Vertical	Pass
4**	7445.625	40.17	54.0	13.83	AV	360.00	300	Vertical	Pass
5	11506.275	51.95	74.0	22.05	Peak	181.00	150	Vertical	Pass
5**	11506.275	42.06	54.0	11.94	AV	181.00	150	Vertical	Pass
6	16086.375	55.46	74.0	18.54	Peak	171.00	200	Vertical	Pass
6**	16086.375	45.97	54.0	8.03	AV	171.00	200	Vertical	Pass

11ac20, U-NII-1, 1 GHz to 18 GHz, Low Channel, ANT H

No.	Frequency (MHz)	Results (dBuV/m)	Limit (dBuV/m)	Margin (dB)	Detector	Table (Degree)	Height (cm)	Antenna	Verdict
1	1494.700	39.20	74.0	34.80	Peak	360.00	200	Horizontal	Pass
1**	1494.700	29.21	54.0	24.79	AV	360.00	200	Horizontal	Pass
2	3745.800	50.02	74.0	23.98	Peak	334.00	300	Horizontal	Pass
2**	3745.800	39.98	54.0	14.02	AV	334.00	300	Horizontal	Pass
3	5177.400	106.93	--	--	Peak	58.00	200	Horizontal	N/A
3**	5177.400	99.24	--	--	AV	58.00	200	Horizontal	N/A
4	7339.250	49.84	74.0	24.16	Peak	339.00	400	Horizontal	Pass
4**	7339.250	41.27	54.0	12.73	AV	339.00	400	Horizontal	Pass
5	11791.188	52.46	74.0	21.54	Peak	170.00	150	Horizontal	Pass
5**	11791.188	42.51	54.0	11.49	AV	170.00	150	Horizontal	Pass
6	15634.875	54.64	74.0	19.36	Peak	40.00	100	Horizontal	Pass
6**	15634.875	44.65	54.0	9.35	AV	40.00	100	Horizontal	Pass

11ac20, U-NII-1, 1 GHz to 18 GHz, Low Channel, ANT V

No.	Frequency (MHz)	Results (dBuV/m)	Limit (dBuV/m)	Margin (dB)	Detector	Table (Degree)	Height (cm)	Antenna	Verdict
1	1498.400	40.34	74.0	33.66	Peak	304.00	200	Vertical	Pass
1**	1498.400	29.52	54.0	24.48	AV	304.00	200	Vertical	Pass
2	4143.800	51.27	74.0	22.73	Peak	87.00	200	Vertical	Pass
2**	4143.800	41.72	54.0	12.28	AV	87.00	200	Vertical	Pass
3	5178.800	107.80	--	--	Peak	74.00	200	Vertical	N/A
3**	5178.800	99.55	--	--	AV	74.00	200	Vertical	N/A
4	7454.538	49.86	74.0	24.14	Peak	150.00	100	Vertical	Pass
4**	7454.538	40.39	54.0	13.61	AV	150.00	100	Vertical	Pass
5	11763.588	51.94	74.0	22.06	Peak	38.00	100	Vertical	Pass
5**	11763.588	41.79	54.0	12.21	AV	38.00	100	Vertical	Pass
6	16097.662	54.85	74.0	19.15	Peak	277.00	100	Vertical	Pass
6**	16097.662	45.34	54.0	8.66	AV	277.00	100	Vertical	Pass

11ac20, U-NII-1, 1 GHz to 18 GHz, Middle Channel, ANT H

No.	Frequency (MHz)	Results (dBuV/m)	Limit (dBuV/m)	Margin (dB)	Detector	Table (Degree)	Height (cm)	Antenna	Verdict
1	1485.500	38.68	74.0	35.32	Peak	360.00	200	Horizontal	Pass
1**	1485.500	29.60	54.0	24.40	AV	360.00	200	Horizontal	Pass
2	4391.200	50.06	74.0	23.94	Peak	274.00	400	Horizontal	Pass
2**	4391.200	41.83	54.0	12.17	AV	274.00	400	Horizontal	Pass
3	5214.200	105.78	--	--	Peak	81.00	150	Horizontal	N/A
3**	5214.200	97.67	--	--	AV	81.00	150	Horizontal	N/A
4	7339.537	50.03	74.0	23.97	Peak	0.00	400	Horizontal	Pass
4**	7339.537	40.70	54.0	13.30	AV	0.00	400	Horizontal	Pass
5	11206.988	51.71	74.0	22.29	Peak	218.00	150	Horizontal	Pass
5**	11206.988	41.77	54.0	12.23	AV	218.00	150	Horizontal	Pass
6	15688.424	54.91	74.0	19.09	Peak	253.00	200	Horizontal	Pass
6**	15688.424	45.21	54.0	8.79	AV	253.00	200	Horizontal	Pass

11ac20, U-NII-1, 1 GHz to 18 GHz, Middle Channel, ANT V

No.	Frequency (MHz)	Results (dBuV/m)	Limit (dBuV/m)	Margin (dB)	Detector	Table (Degree)	Height (cm)	Antenna	Verdict
1	1499.600	40.17	74.0	33.83	Peak	311.00	300	Vertical	Pass
1**	1499.600	30.11	54.0	23.89	AV	311.00	300	Vertical	Pass
2	3756.200	50.22	74.0	23.78	Peak	94.00	200	Vertical	Pass
2**	3756.200	39.84	54.0	14.16	AV	94.00	200	Vertical	Pass
3	5218.800	107.59	--	--	Peak	82.00	200	Vertical	N/A
3**	5218.800	99.91	--	--	AV	82.00	200	Vertical	N/A
4	7337.525	49.55	74.0	24.45	Peak	277.00	100	Vertical	Pass
4**	7337.525	40.79	54.0	13.21	AV	277.00	100	Vertical	Pass
5	11915.675	51.64	74.0	22.36	Peak	93.00	100	Vertical	Pass
5**	11915.675	42.85	54.0	11.15	AV	93.00	100	Vertical	Pass
6	15533.813	54.55	74.0	19.45	Peak	297.00	300	Vertical	Pass
6**	15533.813	44.62	54.0	9.38	AV	297.00	300	Vertical	Pass

11ac20, U-NII-1, 1 GHz to 18 GHz, High Channel, ANT H

No.	Frequency (MHz)	Results (dBuV/m)	Limit (dBuV/m)	Margin (dB)	Detector	Table (Degree)	Height (cm)	Antenna	Verdict
1	1486.700	39.33	74.0	34.67	Peak	90.00	400	Horizontal	Pass
1**	1486.700	29.88	54.0	24.12	AV	90.00	400	Horizontal	Pass
2	4191.800	53.98	74.0	20.02	Peak	140.00	400	Horizontal	Pass
2**	4191.800	43.12	54.0	10.88	AV	140.00	400	Horizontal	Pass
3	5242.800	104.46	--	--	Peak	81.00	200	Horizontal	N/A
3**	5242.800	96.38	--	--	AV	81.00	200	Horizontal	N/A
4	7339.825	50.49	74.0	23.51	Peak	112.00	400	Horizontal	Pass
4**	7339.825	41.19	54.0	12.81	AV	112.00	400	Horizontal	Pass
5	11776.812	51.74	74.0	22.26	Peak	39.00	200	Horizontal	Pass
5**	11776.812	42.21	54.0	11.79	AV	39.00	200	Horizontal	Pass
6	15566.363	54.47	74.0	19.53	Peak	125.00	400	Horizontal	Pass
6**	15566.363	45.13	54.0	8.87	AV	125.00	400	Horizontal	Pass

11ac20, U-NII-1, 1 GHz to 18 GHz, High Channel, ANT V

No.	Frequency (MHz)	Results (dBuV/m)	Limit (dBuV/m)	Margin (dB)	Detector	Table (Degree)	Height (cm)	Antenna	Verdict
1	1561.800	39.07	74.0	34.93	Peak	42.00	200	Vertical	Pass
1**	1561.800	29.59	54.0	24.41	AV	42.00	200	Vertical	Pass
2	3929.200	49.83	74.0	24.17	Peak	117.00	300	Vertical	Pass
2**	3929.200	39.69	54.0	14.31	AV	117.00	300	Vertical	Pass
3	5236.200	105.92	--	--	Peak	80.00	150	Vertical	N/A
3**	5236.200	98.41	--	--	AV	80.00	150	Vertical	N/A
4	7339.250	49.63	74.0	24.37	Peak	273.00	400	Vertical	Pass
4**	7339.250	40.54	54.0	13.46	AV	273.00	400	Vertical	Pass
5	10920.637	51.60	74.0	22.40	Peak	0.00	100	Vertical	Pass
5**	10920.637	43.19	54.0	10.81	AV	0.00	100	Vertical	Pass
6	15630.151	54.44	74.0	19.56	Peak	21.00	100	Vertical	Pass
6**	15630.151	44.97	54.0	9.03	AV	21.00	100	Vertical	Pass

11ac40, U-NII-1, 1 GHz to 18 GHz, Low Channel, ANT H

No.	Frequency (MHz)	Results (dBuV/m)	Limit (dBuV/m)	Margin (dB)	Detector	Table (Degree)	Height (cm)	Antenna	Verdict
1	1488.200	38.71	74.0	35.29	Peak	360.00	300	Horizontal	Pass
1**	1488.200	29.50	54.0	24.50	AV	360.00	300	Horizontal	Pass
2	4343.200	50.41	74.0	23.59	Peak	360.00	100	Horizontal	Pass
2**	4343.200	43.11	54.0	10.89	AV	360.00	100	Horizontal	Pass
3	5190.800	102.88	--	--	Peak	77.00	200	Horizontal	N/A
3**	5190.800	94.11	--	--	AV	77.00	200	Horizontal	N/A
4	7508.013	49.70	74.0	24.30	Peak	38.00	100	Horizontal	Pass
4**	7508.013	41.27	54.0	12.73	AV	38.00	100	Horizontal	Pass
5	11814.187	52.08	74.0	21.92	Peak	360.00	200	Horizontal	Pass
5**	11814.187	42.69	54.0	11.31	AV	360.00	200	Horizontal	Pass
6	16098.975	55.00	74.0	19.00	Peak	1.00	100	Horizontal	Pass
6**	16098.975	45.26	54.0	8.74	AV	1.00	100	Horizontal	Pass

11ac40, U-NII-1, 1 GHz to 18 GHz, Low Channel, ANT V

No.	Frequency (MHz)	Results (dBuV/m)	Limit (dBuV/m)	Margin (dB)	Detector	Table (Degree)	Height (cm)	Antenna	Verdict
1	1481.300	40.12	74.0	33.88	Peak	174.00	200	Vertical	Pass
1**	1481.300	30.08	54.0	23.92	AV	174.00	200	Vertical	Pass
2	4121.800	50.23	74.0	23.77	Peak	210.00	200	Vertical	Pass
2**	4121.800	40.36	54.0	13.64	AV	210.00	200	Vertical	Pass
3	5187.800	104.34	--	--	Peak	75.00	100	Vertical	N/A
3**	5187.800	96.43	--	--	AV	75.00	100	Vertical	N/A
4	7674.475	49.95	74.0	24.05	Peak	296.00	200	Vertical	Pass
4**	7674.475	39.80	54.0	14.20	AV	296.00	200	Vertical	Pass
5	12407.588	51.95	74.0	22.05	Peak	93.00	150	Vertical	Pass
5**	12407.588	42.32	54.0	11.68	AV	93.00	150	Vertical	Pass
6	16114.987	54.53	74.0	19.47	Peak	360.00	400	Vertical	Pass
6**	16114.987	44.35	54.0	9.65	AV	360.00	400	Vertical	Pass

11ac40, U-NII-1, 1 GHz to 18 GHz, High Channel, ANT H

No.	Frequency (MHz)	Results (dBuV/m)	Limit (dBuV/m)	Margin (dB)	Detector	Table (Degree)	Height (cm)	Antenna	Verdict
1	1597.200	38.75	74.0	35.25	Peak	136.00	200	Horizontal	Pass
1**	1597.200	29.68	54.0	24.32	AV	136.00	200	Horizontal	Pass
2	4318.200	50.23	74.0	23.77	Peak	226.00	300	Horizontal	Pass
2**	4318.200	40.68	54.0	13.32	AV	226.00	300	Horizontal	Pass
3	5222.200	101.15	--	--	Peak	63.00	200	Horizontal	N/A
3**	5222.200	93.52	--	--	AV	63.00	200	Horizontal	N/A
4	7445.050	50.22	74.0	23.78	Peak	153.00	300	Horizontal	Pass
4**	7445.050	40.87	54.0	13.13	AV	153.00	300	Horizontal	Pass
5	11893.250	51.80	74.0	22.20	Peak	58.00	200	Horizontal	Pass
5**	11893.250	41.98	54.0	12.02	AV	58.00	200	Horizontal	Pass
6	15824.400	54.40	74.0	19.60	Peak	277.00	400	Horizontal	Pass
6**	15824.400	45.22	54.0	8.78	AV	277.00	400	Horizontal	Pass

11ac40, U-NII-1, 1 GHz to 18 GHz, High Channel, ANT V

No.	Frequency (MHz)	Results (dBuV/m)	Limit (dBuV/m)	Margin (dB)	Detector	Table (Degree)	Height (cm)	Antenna	Verdict
1	1510.300	38.72	74.0	35.28	Peak	134.00	200	Vertical	Pass
1**	1510.300	28.88	54.0	25.12	AV	134.00	200	Vertical	Pass
2	3871.000	49.59	74.0	24.41	Peak	29.00	400	Vertical	Pass
2**	3871.000	40.09	54.0	13.91	AV	29.00	400	Vertical	Pass
3	5220.200	103.08	--	--	Peak	74.00	100	Vertical	N/A
3**	5220.200	95.17	--	--	AV	74.00	100	Vertical	N/A
4	7443.900	49.94	74.0	24.06	Peak	0.00	100	Vertical	Pass
4**	7443.900	40.68	54.0	13.32	AV	0.00	100	Vertical	Pass
5	10918.338	51.63	74.0	22.37	Peak	289.00	100	Vertical	Pass
5**	10918.338	43.08	54.0	10.92	AV	289.00	100	Vertical	Pass
6	15559.800	54.79	74.0	19.21	Peak	170.00	400	Vertical	Pass
6**	15559.800	45.02	54.0	8.98	AV	170.00	400	Vertical	Pass

11ac80, U-NII-1, 1 GHz to 18 GHz, Middle Channel, ANT H

No.	Frequency (MHz)	Results (dBuV/m)	Limit (dBuV/m)	Margin (dB)	Detector	Table (Degree)	Height (cm)	Antenna	Verdict
1	1460.900	38.93	74.0	35.07	Peak	270.00	300	Horizontal	Pass
1**	1460.900	29.11	54.0	24.89	AV	270.00	300	Horizontal	Pass
2	4366.600	50.24	74.0	23.76	Peak	235.00	100	Horizontal	Pass
2**	4366.600	40.38	54.0	13.62	AV	235.00	100	Horizontal	Pass
3	5200.000	100.00	--	--	Peak	59.00	200	Horizontal	N/A
3**	5200.000	92.02	--	--	AV	59.00	200	Horizontal	N/A
4	7337.238	49.92	74.0	24.08	Peak	360.00	300	Horizontal	Pass
4**	7337.238	40.89	54.0	13.11	AV	360.00	300	Horizontal	Pass
5	12004.513	51.61	74.0	22.39	Peak	75.00	100	Horizontal	Pass
5**	12004.513	41.39	54.0	12.61	AV	75.00	100	Horizontal	Pass
6	15822.562	54.99	74.0	19.01	Peak	233.00	100	Horizontal	Pass
6**	15822.562	45.36	54.0	8.64	AV	233.00	100	Horizontal	Pass

11ac80, U-NII-1, 1 GHz to 18 GHz, Middle Channel, ANT V

No.	Frequency (MHz)	Results (dBuV/m)	Limit (dBuV/m)	Margin (dB)	Detector	Table (Degree)	Height (cm)	Antenna	Verdict
1	1534.300	38.72	74.0	35.28	Peak	125.00	100	Vertical	Pass
1**	1534.300	29.73	54.0	24.27	AV	125.00	100	Vertical	Pass
2	4151.000	51.08	74.0	22.92	Peak	0.00	300	Vertical	Pass
2**	4151.000	41.40	54.0	12.60	AV	0.00	300	Vertical	Pass
3	5211.400	101.29	--	--	Peak	82.00	150	Vertical	N/A
3**	5211.400	93.13	--	--	AV	82.00	150	Vertical	N/A
4	7454.825	49.78	74.0	24.22	Peak	56.00	100	Vertical	Pass
4**	7454.825	40.26	54.0	13.74	AV	56.00	100	Vertical	Pass
5	11785.437	51.95	74.0	22.05	Peak	147.00	200	Vertical	Pass
5**	11785.437	42.52	54.0	11.48	AV	147.00	200	Vertical	Pass
6	15661.388	54.39	74.0	19.61	Peak	126.00	100	Vertical	Pass
6**	15661.388	44.66	54.0	9.34	AV	126.00	100	Vertical	Pass

11ax20(SU), U-NII-1, 1 GHz to 18 GHz, Low Channel, ANT H

No.	Frequency (MHz)	Results (dBuV/m)	Limit (dBuV/m)	Margin (dB)	Detector	Table (Degree)	Height (cm)	Antenna	Verdict
1	1544.900	38.60	74.0	35.40	Peak	360.00	200	Horizontal	Pass
1**	1544.900	29.44	54.0	24.56	AV	360.00	200	Horizontal	Pass
2	4143.400	52.76	74.0	21.24	Peak	129.00	300	Horizontal	Pass
2**	4143.400	40.73	54.0	13.27	AV	129.00	300	Horizontal	Pass
3	5177.800	106.74	--	--	Peak	56.00	200	Horizontal	N/A
3**	5177.800	98.84	--	--	AV	56.00	200	Horizontal	N/A
4	7345.862	49.66	74.0	24.34	Peak	0.00	300	Horizontal	Pass
4**	7345.862	41.34	54.0	12.66	AV	0.00	300	Horizontal	Pass
5	11796.076	52.06	74.0	21.94	Peak	112.00	100	Horizontal	Pass
5**	11796.076	41.92	54.0	12.08	AV	112.00	100	Horizontal	Pass
6	16103.175	54.80	74.0	19.20	Peak	1.00	400	Horizontal	Pass
6**	16103.175	45.06	54.0	8.94	AV	1.00	400	Horizontal	Pass

11ax20(SU), U-NII-1, 1 GHz to 18 GHz, Low Channel, ANT V

No.	Frequency (MHz)	Results (dBuV/m)	Limit (dBuV/m)	Margin (dB)	Detector	Table (Degree)	Height (cm)	Antenna	Verdict
1	1485.600	39.07	74.0	34.93	Peak	150.00	400	Vertical	Pass
1**	1485.600	29.75	54.0	24.25	AV	150.00	400	Vertical	Pass
2	4144.200	51.38	74.0	22.62	Peak	188.00	200	Vertical	Pass
2**	4144.200	42.31	54.0	11.69	AV	188.00	200	Vertical	Pass
3	5177.400	108.07	--	--	Peak	82.00	100	Vertical	N/A
3**	5177.400	100.11	--	--	AV	82.00	100	Vertical	N/A
4	7390.138	50.05	74.0	23.95	Peak	75.00	100	Vertical	Pass
4**	7390.138	39.29	54.0	14.71	AV	75.00	100	Vertical	Pass
5	12400.687	52.38	74.0	21.62	Peak	75.00	100	Vertical	Pass
5**	12400.687	42.44	54.0	11.56	AV	75.00	100	Vertical	Pass
6	15812.062	54.72	74.0	19.28	Peak	0.00	300	Vertical	Pass
6**	15812.062	45.59	54.0	8.41	AV	0.00	300	Vertical	Pass

11ax20(SU), U-NII-1, 1 GHz to 18 GHz, Middle Channel, ANT H

No.	Frequency (MHz)	Results (dBuV/m)	Limit (dBuV/m)	Margin (dB)	Detector	Table (Degree)	Height (cm)	Antenna	Verdict
1	1620.000	38.65	74.0	35.35	Peak	96.00	300	Horizontal	Pass
1**	1620.000	28.85	54.0	25.15	AV	96.00	300	Horizontal	Pass
2	4175.800	49.78	74.0	24.22	Peak	0.00	300	Horizontal	Pass
2**	4175.800	40.87	54.0	13.13	AV	0.00	300	Horizontal	Pass
3	5221.000	106.25	--	--	Peak	82.00	100	Horizontal	N/A
3**	5221.000	98.37	--	--	AV	82.00	100	Horizontal	N/A
4	7689.138	49.89	74.0	24.11	Peak	296.00	300	Horizontal	Pass
4**	7689.138	39.51	54.0	14.49	AV	296.00	300	Horizontal	Pass
5	11332.625	52.11	74.0	21.89	Peak	314.00	200	Horizontal	Pass
5**	11332.625	43.17	54.0	10.83	AV	314.00	200	Horizontal	Pass
6	15683.963	55.26	74.0	18.74	Peak	147.00	400	Horizontal	Pass
6**	15683.963	45.32	54.0	8.68	AV	147.00	400	Horizontal	Pass

11ax20(SU), U-NII-1, 1 GHz to 18 GHz, Middle Channel, ANT V

No.	Frequency (MHz)	Results (dBuV/m)	Limit (dBuV/m)	Margin (dB)	Detector	Table (Degree)	Height (cm)	Antenna	Verdict
1	1548.700	39.03	74.0	34.97	Peak	154.00	200	Vertical	Pass
1**	1548.700	29.80	54.0	24.20	AV	154.00	200	Vertical	Pass
2	4175.600	52.04	74.0	21.96	Peak	81.00	100	Vertical	Pass
2**	4175.600	40.49	54.0	13.51	AV	81.00	100	Vertical	Pass
3	5222.200	107.02	--	--	Peak	81.00	100	Vertical	N/A
3**	5222.200	99.29	--	--	AV	81.00	100	Vertical	N/A
4	7431.825	50.50	74.0	23.50	Peak	332.00	100	Vertical	Pass
4**	7431.825	40.94	54.0	13.06	AV	332.00	100	Vertical	Pass
5	11812.750	52.35	74.0	21.65	Peak	202.00	100	Vertical	Pass
5**	11812.750	42.50	54.0	11.50	AV	202.00	100	Vertical	Pass
6	15657.975	54.63	74.0	19.37	Peak	296.00	100	Vertical	Pass
6**	15657.975	45.13	54.0	8.87	AV	296.00	100	Vertical	Pass

11ax20(SU), U-NII-1, 1 GHz to 18 GHz, High Channel, ANT H

No.	Frequency (MHz)	Results (dBuV/m)	Limit (dBuV/m)	Margin (dB)	Detector	Table (Degree)	Height (cm)	Antenna	Verdict
1	1459.400	38.47	74.0	35.53	Peak	105.00	400	Horizontal	Pass
1**	1459.400	29.38	54.0	24.62	AV	105.00	400	Horizontal	Pass
2	4074.200	50.25	74.0	23.75	Peak	79.00	400	Horizontal	Pass
2**	4074.200	40.19	54.0	13.81	AV	79.00	400	Horizontal	Pass
3	5243.400	104.59	--	--	Peak	79.00	150	Horizontal	N/A
3**	5243.400	96.67	--	--	AV	79.00	150	Horizontal	N/A
4	7504.275	49.97	74.0	24.03	Peak	360.00	400	Horizontal	Pass
4**	7504.275	40.65	54.0	13.35	AV	360.00	400	Horizontal	Pass
5	12225.025	51.86	74.0	22.14	Peak	75.00	100	Horizontal	Pass
5**	12225.025	41.94	54.0	12.06	AV	75.00	100	Horizontal	Pass
6	15817.575	54.60	74.0	19.40	Peak	315.00	100	Horizontal	Pass
6**	15817.575	45.87	54.0	8.13	AV	315.00	100	Horizontal	Pass

11ax20(SU), U-NII-1, 1 GHz to 18 GHz, High Channel, ANT V

No.	Frequency (MHz)	Results (dBuV/m)	Limit (dBuV/m)	Margin (dB)	Detector	Table (Degree)	Height (cm)	Antenna	Verdict
1	1486.800	38.65	74.0	35.35	Peak	42.00	100	Vertical	Pass
1**	1486.800	28.91	54.0	25.09	AV	42.00	100	Vertical	Pass
2	4387.400	50.08	74.0	23.92	Peak	199.00	300	Vertical	Pass
2**	4387.400	40.76	54.0	13.24	AV	199.00	300	Vertical	Pass
3	5237.600	106.24	--	--	Peak	77.00	150	Vertical	N/A
3**	5237.600	98.28	--	--	AV	77.00	150	Vertical	N/A
4	7489.038	49.85	74.0	24.15	Peak	0.00	300	Vertical	Pass
4**	7489.038	40.12	54.0	13.88	AV	0.00	300	Vertical	Pass
5	10922.651	51.86	74.0	22.14	Peak	55.00	150	Vertical	Pass
5**	10922.651	43.51	54.0	10.49	AV	55.00	150	Vertical	Pass
6	15828.862	54.92	74.0	19.08	Peak	317.00	200	Vertical	Pass
6**	15828.862	44.64	54.0	9.36	AV	317.00	200	Vertical	Pass

11ax40(SU), U-NII-1, 1 GHz to 18 GHz, Low Channel, ANT H

No.	Frequency (MHz)	Results (dBuV/m)	Limit (dBuV/m)	Margin (dB)	Detector	Table (Degree)	Height (cm)	Antenna	Verdict
1	1568.100	38.88	74.0	35.12	Peak	294.00	300	Horizontal	Pass
1**	1568.100	29.62	54.0	24.38	AV	294.00	300	Horizontal	Pass
2	4188.600	50.54	74.0	23.46	Peak	257.00	400	Horizontal	Pass
2**	4188.600	39.83	54.0	14.17	AV	257.00	400	Horizontal	Pass
3	5184.800	103.52	--	--	Peak	330.00	200	Horizontal	N/A
3**	5184.800	95.34	--	--	AV	330.00	200	Horizontal	N/A
4	7615.538	49.73	74.0	24.27	Peak	239.00	100	Horizontal	Pass
4**	7615.538	41.66	54.0	12.34	AV	239.00	100	Horizontal	Pass
5	11487.013	51.70	74.0	22.30	Peak	275.00	150	Horizontal	Pass
5**	11487.013	42.24	54.0	11.76	AV	275.00	150	Horizontal	Pass
6	16081.912	54.55	74.0	19.45	Peak	360.00	200	Horizontal	Pass
6**	16081.912	46.20	54.0	7.80	AV	360.00	200	Horizontal	Pass

11ax40(SU), U-NII-1, 1 GHz to 18 GHz, Low Channel, ANT V

No.	Frequency (MHz)	Results (dBuV/m)	Limit (dBuV/m)	Margin (dB)	Detector	Table (Degree)	Height (cm)	Antenna	Verdict
1	1501.000	39.25	74.0	34.75	Peak	329.00	400	Vertical	Pass
1**	1501.000	30.11	54.0	23.89	AV	329.00	400	Vertical	Pass
2	4111.000	49.99	74.0	24.01	Peak	321.00	100	Vertical	Pass
2**	4111.000	40.57	54.0	13.43	AV	321.00	100	Vertical	Pass
3	5188.600	103.76	--	--	Peak	78.00	150	Vertical	N/A
3**	5188.600	96.37	--	--	AV	78.00	150	Vertical	N/A
4	7332.925	49.72	74.0	24.28	Peak	360.00	400	Vertical	Pass
4**	7332.925	40.45	54.0	13.55	AV	360.00	400	Vertical	Pass
5	11777.388	51.51	74.0	22.49	Peak	258.00	100	Vertical	Pass
5**	11777.388	42.38	54.0	11.62	AV	258.00	100	Vertical	Pass
6	15480.787	55.15	74.0	18.85	Peak	317.00	400	Vertical	Pass
6**	15480.787	44.58	54.0	9.42	AV	317.00	400	Vertical	Pass

11ax40(SU), U-NII-1, 1 GHz to 18 GHz, High Channel, ANT H

No.	Frequency (MHz)	Results (dBuV/m)	Limit (dBuV/m)	Margin (dB)	Detector	Table (Degree)	Height (cm)	Antenna	Verdict
1	1491.400	38.91	74.0	35.09	Peak	316.00	100	Horizontal	Pass
1**	1491.400	29.38	54.0	24.62	AV	316.00	100	Horizontal	Pass
2	4206.800	49.90	74.0	24.10	Peak	172.00	200	Horizontal	Pass
2**	4206.800	40.26	54.0	13.74	AV	172.00	200	Horizontal	Pass
3	5225.600	102.13	--	--	Peak	72.00	100	Horizontal	N/A
3**	5225.600	94.61	--	--	AV	72.00	100	Horizontal	N/A
4	7522.387	49.75	74.0	24.25	Peak	64.00	400	Horizontal	Pass
4**	7522.387	40.46	54.0	13.54	AV	64.00	400	Horizontal	Pass
5	11838.050	51.90	74.0	22.10	Peak	318.00	100	Horizontal	Pass
5**	11838.050	42.92	54.0	11.08	AV	318.00	100	Horizontal	Pass
6	15558.487	54.54	74.0	19.46	Peak	288.00	100	Horizontal	Pass
6**	15558.487	44.32	54.0	9.68	AV	288.00	100	Horizontal	Pass

11ax40(SU), U-NII-1, 1 GHz to 18 GHz, High Channel, ANT V

No.	Frequency (MHz)	Results (dBuV/m)	Limit (dBuV/m)	Margin (dB)	Detector	Table (Degree)	Height (cm)	Antenna	Verdict
1	1483.300	38.45	74.0	35.55	Peak	208.00	200	Vertical	Pass
1**	1483.300	29.72	54.0	24.28	AV	208.00	200	Vertical	Pass
2	4343.800	50.70	74.0	23.30	Peak	153.00	400	Vertical	Pass
2**	4343.800	40.71	54.0	13.29	AV	153.00	400	Vertical	Pass
3	5232.400	103.03	--	--	Peak	82.00	100	Vertical	N/A
3**	5232.400	95.76	--	--	AV	82.00	100	Vertical	N/A
4	7509.450	49.64	74.0	24.36	Peak	184.00	200	Vertical	Pass
4**	7509.450	40.36	54.0	13.64	AV	184.00	200	Vertical	Pass
5	12405.862	51.94	74.0	22.06	Peak	165.00	200	Vertical	Pass
5**	12405.862	42.04	54.0	11.96	AV	165.00	200	Vertical	Pass
6	15475.537	54.32	74.0	19.68	Peak	191.00	300	Vertical	Pass
6**	15475.537	45.32	54.0	8.68	AV	191.00	300	Vertical	Pass

11ax80(SU), U-NII-1, 1 GHz to 18 GHz, Middle Channel, ANT H

No.	Frequency (MHz)	Results (dBuV/m)	Limit (dBuV/m)	Margin (dB)	Detector	Table (Degree)	Height (cm)	Antenna	Verdict
1	1485.600	40.07	74.0	33.93	Peak	284.00	300	Horizontal	Pass
1**	1485.600	29.19	54.0	24.81	AV	284.00	300	Horizontal	Pass
2	3982.400	50.40	74.0	23.60	Peak	236.00	300	Horizontal	Pass
2**	3982.400	39.62	54.0	14.38	AV	236.00	300	Horizontal	Pass
3	5202.400	99.95	--	--	Peak	333.00	200	Horizontal	N/A
3**	5202.400	93.01	--	--	AV	333.00	200	Horizontal	N/A
4	7501.400	49.93	74.0	24.07	Peak	360.00	100	Horizontal	Pass
4**	7501.400	41.23	54.0	12.77	AV	360.00	100	Horizontal	Pass
5	11325.725	51.84	74.0	22.16	Peak	36.00	150	Horizontal	Pass
5**	11325.725	42.70	54.0	11.30	AV	36.00	150	Horizontal	Pass
6	16076.401	55.71	74.0	18.29	Peak	318.00	400	Horizontal	Pass
6**	16076.401	44.59	54.0	9.41	AV	318.00	400	Horizontal	Pass

11ax80(SU), U-NII-1, 1 GHz to 18 GHz, Middle Channel, ANT V

No.	Frequency (MHz)	Results (dBuV/m)	Limit (dBuV/m)	Margin (dB)	Detector	Table (Degree)	Height (cm)	Antenna	Verdict
1	1447.700	39.29	74.0	34.71	Peak	35.00	400	Vertical	Pass
1**	1447.700	29.06	54.0	24.94	AV	35.00	400	Vertical	Pass
2	3892.000	50.14	74.0	23.86	Peak	360.00	100	Vertical	Pass
2**	3892.000	40.04	54.0	13.96	AV	360.00	100	Vertical	Pass
3	5206.600	101.17	--	--	Peak	81.00	150	Vertical	N/A
3**	5206.600	93.89	--	--	AV	81.00	150	Vertical	N/A
4	7450.800	50.04	74.0	23.96	Peak	20.00	300	Vertical	Pass
4**	7450.800	40.05	54.0	13.95	AV	20.00	300	Vertical	Pass
5	10915.750	51.99	74.0	22.01	Peak	278.00	150	Vertical	Pass
5**	10915.750	42.49	54.0	11.51	AV	278.00	150	Vertical	Pass
6	15814.162	55.41	74.0	18.59	Peak	296.00	300	Vertical	Pass
6**	15814.162	45.28	54.0	8.72	AV	296.00	300	Vertical	Pass

11a, U-NII-2A, 1 GHz to 18 GHz, Low Channel, ANT H

No.	Frequency (MHz)	Results (dBuV/m)	Limit (dBuV/m)	Margin (dB)	Detector	Table (Degree)	Height (cm)	Antenna	Verdict
1	1484.800	38.73	74.0	35.27	Peak	37.00	200	Horizontal	Pass
1**	1484.800	29.50	54.0	24.50	AV	37.00	200	Horizontal	Pass
2	4208.000	52.44	74.0	21.56	Peak	290.00	300	Horizontal	Pass
2**	4208.000	41.99	54.0	12.01	AV	290.00	300	Horizontal	Pass
3	5261.600	104.27	--	--	Peak	74.00	200	Horizontal	N/A
3**	5261.600	96.66	--	--	AV	74.00	200	Horizontal	N/A
4	7513.763	49.85	74.0	24.15	Peak	184.00	400	Horizontal	Pass
4**	7513.763	40.26	54.0	13.74	AV	184.00	400	Horizontal	Pass
5	11326.012	51.88	74.0	22.12	Peak	74.00	200	Horizontal	Pass
5**	11326.012	43.41	54.0	10.59	AV	74.00	200	Horizontal	Pass
6	16137.037	54.67	74.0	19.33	Peak	317.00	200	Horizontal	Pass
6**	16137.037	45.46	54.0	8.54	AV	317.00	200	Horizontal	Pass

11a, U-NII-2A, 1 GHz to 18 GHz, Low Channel, ANT V

No.	Frequency (MHz)	Results (dBuV/m)	Limit (dBuV/m)	Margin (dB)	Detector	Table (Degree)	Height (cm)	Antenna	Verdict
1	1483.900	38.83	74.0	35.17	Peak	147.00	200	Vertical	Pass
1**	1483.900	29.46	54.0	24.54	AV	147.00	200	Vertical	Pass
2	4207.800	50.53	74.0	23.47	Peak	81.00	200	Vertical	Pass
2**	4207.800	41.59	54.0	12.41	AV	81.00	200	Vertical	Pass
3	5258.400	106.27	--	--	Peak	81.00	150	Vertical	N/A
3**	5258.400	99.09	--	--	AV	81.00	150	Vertical	N/A
4	7506.000	50.00	74.0	24.00	Peak	110.00	100	Vertical	Pass
4**	7506.000	40.50	54.0	13.50	AV	110.00	100	Vertical	Pass
5	11386.675	52.24	74.0	21.76	Peak	291.00	100	Vertical	Pass
5**	11386.675	41.54	54.0	12.46	AV	291.00	100	Vertical	Pass
6	15833.326	54.09	74.0	19.91	Peak	296.00	150	Vertical	Pass
6**	15833.326	45.48	54.0	8.52	AV	296.00	150	Vertical	Pass

11a, U-NII-2A, 1 GHz to 18 GHz, Middle Channel, ANT H

No.	Frequency (MHz)	Results (dBuV/m)	Limit (dBuV/m)	Margin (dB)	Detector	Table (Degree)	Height (cm)	Antenna	Verdict
1	1497.500	39.42	74.0	34.58	Peak	311.00	400	Horizontal	Pass
1**	1497.500	29.76	54.0	24.24	AV	311.00	400	Horizontal	Pass
2	4239.800	54.61	74.0	19.39	Peak	306.00	200	Horizontal	Pass
2**	4239.800	41.58	54.0	12.42	AV	306.00	200	Horizontal	Pass
3	5301.200	104.21	--	--	Peak	75.00	150	Horizontal	N/A
3**	5301.200	97.19	--	--	AV	75.00	150	Horizontal	N/A
4	7376.625	49.66	74.0	24.34	Peak	287.00	100	Horizontal	Pass
4**	7376.625	40.12	54.0	13.88	AV	287.00	100	Horizontal	Pass
5	11329.750	51.57	74.0	22.43	Peak	355.00	150	Horizontal	Pass
5**	11329.750	42.49	54.0	11.51	AV	355.00	150	Horizontal	Pass
6	16093.987	54.82	74.0	19.18	Peak	67.00	200	Horizontal	Pass
6**	16093.987	45.70	54.0	8.30	AV	67.00	200	Horizontal	Pass

11a, U-NII-2A, 1 GHz to 18 GHz, Middle Channel, ANT V

No.	Frequency (MHz)	Results (dBuV/m)	Limit (dBuV/m)	Margin (dB)	Detector	Table (Degree)	Height (cm)	Antenna	Verdict
1	1504.700	38.83	74.0	35.17	Peak	70.00	400	Vertical	Pass
1**	1504.700	29.44	54.0	24.56	AV	70.00	400	Vertical	Pass
2	4385.600	49.96	74.0	24.04	Peak	89.00	100	Vertical	Pass
2**	4385.600	40.97	54.0	13.03	AV	89.00	100	Vertical	Pass
3	5301.200	106.68	--	--	Peak	78.00	100	Vertical	N/A
3**	5301.200	99.41	--	--	AV	78.00	100	Vertical	N/A
4	7609.212	50.05	74.0	23.95	Peak	218.00	200	Vertical	Pass
4**	7609.212	41.38	54.0	12.62	AV	218.00	200	Vertical	Pass
5	10926.099	51.78	74.0	22.22	Peak	202.00	150	Vertical	Pass
5**	10926.099	44.14	54.0	9.86	AV	202.00	150	Vertical	Pass
6	15509.662	54.57	74.0	19.43	Peak	266.00	400	Vertical	Pass
6**	15509.662	46.66	54.0	7.34	AV	266.00	400	Vertical	Pass

11a, U-NII-2A, 1 GHz to 18 GHz, High Channel, ANT H

No.	Frequency (MHz)	Results (dBuV/m)	Limit (dBuV/m)	Margin (dB)	Detector	Table (Degree)	Height (cm)	Antenna	Verdict
1	1612.300	38.81	74.0	35.19	Peak	136.00	300	Horizontal	Pass
1**	1612.300	30.05	54.0	23.95	AV	136.00	300	Horizontal	Pass
2	4256.000	50.91	74.0	23.09	Peak	295.00	200	Horizontal	Pass
2**	4256.000	42.39	54.0	11.61	AV	295.00	200	Horizontal	Pass
3	5322.600	103.75	--	--	Peak	78.00	200	Horizontal	N/A
3**	5322.600	96.16	--	--	AV	78.00	200	Horizontal	N/A
4	7331.487	49.81	74.0	24.19	Peak	97.00	100	Horizontal	Pass
4**	7331.487	40.58	54.0	13.42	AV	97.00	100	Horizontal	Pass
5	10928.400	51.72	74.0	22.28	Peak	286.00	100	Horizontal	Pass
5**	10928.400	42.69	54.0	11.31	AV	286.00	100	Horizontal	Pass
6	15681.599	55.02	74.0	18.98	Peak	149.00	100	Horizontal	Pass
6**	15681.599	45.19	54.0	8.81	AV	149.00	100	Horizontal	Pass

11a, U-NII-2A, 1 GHz to 18 GHz, High Channel, ANT V

No.	Frequency (MHz)	Results (dBuV/m)	Limit (dBuV/m)	Margin (dB)	Detector	Table (Degree)	Height (cm)	Antenna	Verdict
1	1493.700	39.92	74.0	34.08	Peak	252.00	300	Vertical	Pass
1**	1493.700	31.48	54.0	22.52	AV	252.00	300	Vertical	Pass
2	4256.000	50.10	74.0	23.90	Peak	253.00	200	Vertical	Pass
2**	4256.000	42.16	54.0	11.84	AV	253.00	200	Vertical	Pass
3	5314.400	106.11	--	--	Peak	83.00	200	Vertical	N/A
3**	5314.400	99.29	--	--	AV	83.00	200	Vertical	N/A
4	7340.687	50.58	74.0	23.42	Peak	338.00	400	Vertical	Pass
4**	7340.687	41.12	54.0	12.88	AV	338.00	400	Vertical	Pass
5	11326.300	51.83	74.0	22.17	Peak	0.00	200	Vertical	Pass
5**	11326.300	42.72	54.0	11.28	AV	0.00	200	Vertical	Pass
6	15493.387	54.26	74.0	19.74	Peak	344.00	400	Vertical	Pass
6**	15493.387	45.28	54.0	8.72	AV	344.00	400	Vertical	Pass

11n20, U-NII-2A, 1 GHz to 18 GHz, Low Channel, ANT H

No.	Frequency (MHz)	Results (dBuV/m)	Limit (dBuV/m)	Margin (dB)	Detector	Table (Degree)	Height (cm)	Antenna	Verdict
1	1536.700	38.68	74.0	35.32	Peak	0.00	200	Horizontal	Pass
1**	1536.700	29.51	54.0	24.49	AV	0.00	200	Horizontal	Pass
2	4207.800	50.09	74.0	23.91	Peak	267.00	100	Horizontal	Pass
2**	4207.800	41.63	54.0	12.37	AV	267.00	100	Horizontal	Pass
3	5256.800	104.51	--	--	Peak	73.00	150	Horizontal	N/A
3**	5256.800	96.49	--	--	AV	73.00	150	Horizontal	N/A
4	7670.450	50.02	74.0	23.98	Peak	151.00	300	Horizontal	Pass
4**	7670.450	40.18	54.0	13.82	AV	151.00	300	Horizontal	Pass
5	10913.450	51.89	74.0	22.11	Peak	65.00	100	Horizontal	Pass
5**	10913.450	42.49	54.0	11.51	AV	65.00	100	Horizontal	Pass
6	15613.612	54.95	74.0	19.05	Peak	284.00	100	Horizontal	Pass
6**	15613.612	45.68	54.0	8.32	AV	284.00	100	Horizontal	Pass

11n20, U-NII-2A, 1 GHz to 18 GHz, Low Channel, ANT V

No.	Frequency (MHz)	Results (dBuV/m)	Limit (dBuV/m)	Margin (dB)	Detector	Table (Degree)	Height (cm)	Antenna	Verdict
1	1624.700	39.29	74.0	34.71	Peak	175.00	300	Vertical	Pass
1**	1624.700	30.02	54.0	23.98	AV	175.00	300	Vertical	Pass
2	4116.400	49.86	74.0	24.14	Peak	202.00	200	Vertical	Pass
2**	4116.400	40.44	54.0	13.56	AV	202.00	200	Vertical	Pass
3	5257.400	107.24	--	--	Peak	88.00	150	Vertical	N/A
3**	5257.400	98.96	--	--	AV	88.00	150	Vertical	N/A
4	7447.638	50.02	74.0	23.98	Peak	340.00	100	Vertical	Pass
4**	7447.638	40.86	54.0	13.14	AV	340.00	100	Vertical	Pass
5	11910.787	52.07	74.0	21.93	Peak	118.00	150	Vertical	Pass
5**	11910.787	42.34	54.0	11.66	AV	118.00	150	Vertical	Pass
6	15864.825	54.44	74.0	19.56	Peak	263.00	200	Vertical	Pass
6**	15864.825	44.54	54.0	9.46	AV	263.00	200	Vertical	Pass

11n20, U-NII-2A, 1 GHz to 18 GHz, Middle Channel, ANT H

No.	Frequency (MHz)	Results (dBuV/m)	Limit (dBuV/m)	Margin (dB)	Detector	Table (Degree)	Height (cm)	Antenna	Verdict
1	1473.100	38.83	74.0	35.17	Peak	175.00	100	Horizontal	Pass
1**	1473.100	28.86	54.0	25.14	AV	175.00	100	Horizontal	Pass
2	4255.800	50.10	74.0	23.90	Peak	1.00	100	Horizontal	Pass
2**	4255.800	39.88	54.0	14.12	AV	1.00	100	Horizontal	Pass
3	5298.200	104.28	--	--	Peak	80.00	100	Horizontal	N/A
3**	5298.200	96.60	--	--	AV	80.00	100	Horizontal	N/A
4	7451.663	50.41	74.0	23.59	Peak	324.00	400	Horizontal	Pass
4**	7451.663	40.79	54.0	13.21	AV	324.00	400	Horizontal	Pass
5	11319.687	51.69	74.0	22.31	Peak	307.00	200	Horizontal	Pass
5**	11319.687	42.06	54.0	11.94	AV	307.00	200	Horizontal	Pass
6	15509.662	54.98	74.0	19.02	Peak	303.00	300	Horizontal	Pass
6**	15509.662	45.68	54.0	8.32	AV	303.00	300	Horizontal	Pass

11n20, U-NII-2A, 1 GHz to 18 GHz, Middle Channel, ANT V

No.	Frequency (MHz)	Results (dBuV/m)	Limit (dBuV/m)	Margin (dB)	Detector	Table (Degree)	Height (cm)	Antenna	Verdict
1	1466.500	39.90	74.0	34.10	Peak	179.00	100	Vertical	Pass
1**	1466.500	30.70	54.0	23.30	AV	179.00	100	Vertical	Pass
2	4145.800	50.38	74.0	23.62	Peak	295.00	400	Vertical	Pass
2**	4145.800	39.86	54.0	14.14	AV	295.00	400	Vertical	Pass
3	5297.400	106.37	--	--	Peak	80.00	150	Vertical	N/A
3**	5297.400	98.38	--	--	AV	80.00	150	Vertical	N/A
4	7546.250	50.23	74.0	23.77	Peak	353.00	200	Vertical	Pass
4**	7546.250	40.19	54.0	13.81	AV	353.00	200	Vertical	Pass
5	11365.975	52.54	74.0	21.46	Peak	353.00	150	Vertical	Pass
5**	11365.975	41.79	54.0	12.21	AV	353.00	150	Vertical	Pass
6	15844.088	54.27	74.0	19.73	Peak	304.00	200	Vertical	Pass
6**	15844.088	45.23	54.0	8.77	AV	304.00	200	Vertical	Pass

11n20, U-NII-2A, 1 GHz to 18 GHz, High Channel, ANT H

No.	Frequency (MHz)	Results (dBuV/m)	Limit (dBuV/m)	Margin (dB)	Detector	Table (Degree)	Height (cm)	Antenna	Verdict
1	1624.700	38.67	74.0	35.33	Peak	226.00	200	Horizontal	Pass
1**	1624.700	30.37	54.0	23.63	AV	226.00	200	Horizontal	Pass
2	4256.400	50.12	74.0	23.88	Peak	294.00	400	Horizontal	Pass
2**	4256.400	42.40	54.0	11.60	AV	294.00	400	Horizontal	Pass
3	5318.600	104.71	--	--	Peak	77.00	200	Horizontal	N/A
3**	5318.600	96.82	--	--	AV	77.00	200	Horizontal	N/A
4	7504.563	49.94	74.0	24.06	Peak	360.00	300	Horizontal	Pass
4**	7504.563	41.41	54.0	12.59	AV	360.00	300	Horizontal	Pass
5	11800.388	51.82	74.0	22.18	Peak	341.00	200	Horizontal	Pass
5**	11800.388	41.97	54.0	12.03	AV	341.00	200	Horizontal	Pass
6	15829.650	54.57	74.0	19.43	Peak	52.00	400	Horizontal	Pass
6**	15829.650	45.75	54.0	8.25	AV	52.00	400	Horizontal	Pass

11n20, U-NII-2A, 1 GHz to 18 GHz, High Channel, ANT V

No.	Frequency (MHz)	Results (dBuV/m)	Limit (dBuV/m)	Margin (dB)	Detector	Table (Degree)	Height (cm)	Antenna	Verdict
1	1503.000	38.80	74.0	35.20	Peak	43.00	400	Vertical	Pass
1**	1503.000	29.10	54.0	24.90	AV	43.00	400	Vertical	Pass
2	4256.400	50.37	74.0	23.63	Peak	281.00	300	Vertical	Pass
2**	4256.400	41.72	54.0	12.28	AV	281.00	300	Vertical	Pass
3	5321.600	106.05	--	--	Peak	74.00	150	Vertical	N/A
3**	5321.600	98.18	--	--	AV	74.00	150	Vertical	N/A
4	7461.150	49.42	74.0	24.58	Peak	360.00	400	Vertical	Pass
4**	7461.150	40.63	54.0	13.37	AV	360.00	400	Vertical	Pass
5	11777.963	51.99	74.0	22.01	Peak	253.00	100	Vertical	Pass
5**	11777.963	42.08	54.0	11.92	AV	253.00	100	Vertical	Pass
6	16096.874	54.47	74.0	19.53	Peak	344.00	400	Vertical	Pass
6**	16096.874	45.03	54.0	8.97	AV	344.00	400	Vertical	Pass

11n40, U-NII-2A, 1 GHz to 18 GHz, Low Channel, ANT H

No.	Frequency (MHz)	Results (dBuV/m)	Limit (dBuV/m)	Margin (dB)	Detector	Table (Degree)	Height (cm)	Antenna	Verdict
1	1486.000	38.79	74.0	35.21	Peak	119.00	400	Horizontal	Pass
1**	1486.000	29.18	54.0	24.82	AV	119.00	400	Horizontal	Pass
2	3678.800	50.13	74.0	23.87	Peak	294.00	100	Horizontal	Pass
2**	3678.800	40.45	54.0	13.55	AV	294.00	100	Horizontal	Pass
3	5273.600	101.53	--	--	Peak	56.00	150	Horizontal	N/A
3**	5273.600	93.59	--	--	AV	56.00	150	Horizontal	N/A
4	7421.475	50.19	74.0	23.81	Peak	273.00	100	Horizontal	Pass
4**	7421.475	40.18	54.0	13.82	AV	273.00	100	Horizontal	Pass
5	10923.800	51.91	74.0	22.09	Peak	84.00	150	Horizontal	Pass
5**	10923.800	43.45	54.0	10.55	AV	84.00	150	Horizontal	Pass
6	16086.112	54.46	74.0	19.54	Peak	127.00	400	Horizontal	Pass
6**	16086.112	45.22	54.0	8.78	AV	127.00	400	Horizontal	Pass

11n40, U-NII-2A, 1 GHz to 18 GHz, Low Channel, ANT V

No.	Frequency (MHz)	Results (dBuV/m)	Limit (dBuV/m)	Margin (dB)	Detector	Table (Degree)	Height (cm)	Antenna	Verdict
1	1500.600	39.86	74.0	34.14	Peak	151.00	400	Vertical	Pass
1**	1500.600	29.87	54.0	24.13	AV	151.00	400	Vertical	Pass
2	4356.400	50.15	74.0	23.85	Peak	282.00	100	Vertical	Pass
2**	4356.400	40.72	54.0	13.28	AV	282.00	100	Vertical	Pass
3	5267.600	102.98	--	--	Peak	74.00	150	Vertical	N/A
3**	5267.600	95.64	--	--	AV	74.00	150	Vertical	N/A
4	7437.287	50.81	74.0	23.19	Peak	14.00	200	Vertical	Pass
4**	7437.287	40.13	54.0	13.87	AV	14.00	200	Vertical	Pass
5	12490.675	52.15	74.0	21.85	Peak	275.00	200	Vertical	Pass
5**	12490.675	41.87	54.0	12.13	AV	275.00	200	Vertical	Pass
6	15514.912	55.32	74.0	18.68	Peak	305.00	200	Vertical	Pass
6**	15514.912	46.12	54.0	7.88	AV	305.00	200	Vertical	Pass

11n40, U-NII-2A, 1 GHz to 18 GHz, High Channel, ANT H

No.	Frequency (MHz)	Results (dBuV/m)	Limit (dBuV/m)	Margin (dB)	Detector	Table (Degree)	Height (cm)	Antenna	Verdict
1	1529.500	38.47	74.0	35.53	Peak	350.00	400	Horizontal	Pass
1**	1529.500	29.35	54.0	24.65	AV	350.00	400	Horizontal	Pass
2	4378.600	50.32	74.0	23.68	Peak	331.00	400	Horizontal	Pass
2**	4378.600	41.03	54.0	12.97	AV	331.00	400	Horizontal	Pass
3	5312.600	101.47	--	--	Peak	90.00	200	Horizontal	N/A
3**	5312.600	94.32	--	--	AV	90.00	200	Horizontal	N/A
4	7489.612	49.78	74.0	24.22	Peak	277.00	100	Horizontal	Pass
4**	7489.612	39.93	54.0	14.07	AV	277.00	100	Horizontal	Pass
5	11918.838	52.07	74.0	21.93	Peak	346.00	150	Horizontal	Pass
5**	11918.838	42.46	54.0	11.54	AV	346.00	150	Horizontal	Pass
6	16133.363	54.77	74.0	19.23	Peak	16.00	200	Horizontal	Pass
6**	16133.363	45.47	54.0	8.53	AV	16.00	200	Horizontal	Pass

11n40, U-NII-2A, 1 GHz to 18 GHz, High Channel, ANT V

No.	Frequency (MHz)	Results (dBuV/m)	Limit (dBuV/m)	Margin (dB)	Detector	Table (Degree)	Height (cm)	Antenna	Verdict
1	1498.900	39.93	74.0	34.07	Peak	105.00	100	Vertical	Pass
1**	1498.900	29.41	54.0	24.59	AV	105.00	100	Vertical	Pass
2	4360.800	50.43	74.0	23.57	Peak	0.00	200	Vertical	Pass
2**	4360.800	40.27	54.0	13.73	AV	0.00	200	Vertical	Pass
3	5311.800	103.96	--	--	Peak	92.00	100	Vertical	N/A
3**	5311.800	95.43	--	--	AV	92.00	100	Vertical	N/A
4	7305.900	49.71	74.0	24.29	Peak	261.00	100	Vertical	Pass
4**	7305.900	39.82	54.0	14.18	AV	261.00	100	Vertical	Pass
5	11909.925	52.12	74.0	21.88	Peak	108.00	100	Vertical	Pass
5**	11909.925	42.54	54.0	11.46	AV	108.00	100	Vertical	Pass
6	15482.100	55.24	74.0	18.76	Peak	273.00	300	Vertical	Pass
6**	15482.100	45.24	54.0	8.76	AV	273.00	300	Vertical	Pass

11ac20, U-NII-2A, 1 GHz to 18 GHz, Low Channel, ANT H

No.	Frequency (MHz)	Results (dBuV/m)	Limit (dBuV/m)	Margin (dB)	Detector	Table (Degree)	Height (cm)	Antenna	Verdict
1	1490.900	39.08	74.0	34.92	Peak	60.00	200	Horizontal	Pass
1**	1490.900	29.70	54.0	24.30	AV	60.00	200	Horizontal	Pass
2	4208.000	52.91	74.0	21.09	Peak	300.00	100	Horizontal	Pass
2**	4208.000	41.59	54.0	12.41	AV	300.00	100	Horizontal	Pass
3	5257.600	104.50	--	--	Peak	176.00	200	Horizontal	N/A
3**	5257.600	96.60	--	--	AV	176.00	200	Horizontal	N/A
4	7338.100	49.79	74.0	24.21	Peak	236.00	100	Horizontal	Pass
4**	7338.100	40.87	54.0	13.13	AV	236.00	100	Horizontal	Pass
5	10929.838	52.32	74.0	21.68	Peak	48.00	100	Horizontal	Pass
5**	10929.838	43.47	54.0	10.53	AV	48.00	100	Horizontal	Pass
6	16100.813	54.63	74.0	19.37	Peak	25.00	200	Horizontal	Pass
6**	16100.813	45.77	54.0	8.23	AV	25.00	200	Horizontal	Pass

11ac20, U-NII-2A, 1 GHz to 18 GHz, Low Channel, ANT V

No.	Frequency (MHz)	Results (dBuV/m)	Limit (dBuV/m)	Margin (dB)	Detector	Table (Degree)	Height (cm)	Antenna	Verdict
1	1469.900	38.52	74.0	35.48	Peak	347.00	300	Vertical	Pass
1**	1469.900	28.84	54.0	25.16	AV	347.00	300	Vertical	Pass
2	4073.200	50.49	74.0	23.51	Peak	0.00	100	Vertical	Pass
2**	4073.200	40.87	54.0	13.13	AV	0.00	100	Vertical	Pass
3	5261.000	106.30	--	--	Peak	77.00	150	Vertical	N/A
3**	5261.000	100.40	--	--	AV	77.00	150	Vertical	N/A
4	7501.400	49.64	74.0	24.36	Peak	0.00	400	Vertical	Pass
4**	7501.400	40.39	54.0	13.61	AV	0.00	400	Vertical	Pass
5	10630.550	51.76	74.0	22.24	Peak	0.00	100	Vertical	Pass
5**	10630.550	42.42	54.0	11.58	AV	0.00	100	Vertical	Pass
6	15499.162	54.72	74.0	19.28	Peak	139.00	400	Vertical	Pass
6**	15499.162	44.93	54.0	9.07	AV	139.00	400	Vertical	Pass

11ac20, U-NII-2A, 1 GHz to 18 GHz, Middle Channel, ANT H

No.	Frequency (MHz)	Results (dBuV/m)	Limit (dBuV/m)	Margin (dB)	Detector	Table (Degree)	Height (cm)	Antenna	Verdict
1	1489.500	38.62	74.0	35.38	Peak	49.00	200	Horizontal	Pass
1**	1489.500	30.10	54.0	23.90	AV	49.00	200	Horizontal	Pass
2	4239.800	51.20	74.0	22.80	Peak	158.00	400	Horizontal	Pass
2**	4239.800	42.74	54.0	11.26	AV	158.00	400	Horizontal	Pass
3	5302.800	104.30	--	--	Peak	76.00	100	Horizontal	N/A
3**	5302.800	96.15	--	--	AV	76.00	100	Horizontal	N/A
4	7342.700	49.95	74.0	24.05	Peak	14.00	300	Horizontal	Pass
4**	7342.700	40.92	54.0	13.08	AV	14.00	300	Horizontal	Pass
5	12449.275	52.44	74.0	21.56	Peak	190.00	100	Horizontal	Pass
5**	12449.275	42.12	54.0	11.88	AV	190.00	100	Horizontal	Pass
6	15498.900	55.40	74.0	18.60	Peak	343.00	300	Horizontal	Pass
6**	15498.900	44.58	54.0	9.42	AV	343.00	300	Horizontal	Pass

11ac20, U-NII-2A, 1 GHz to 18 GHz, Middle Channel, ANT V

No.	Frequency (MHz)	Results (dBuV/m)	Limit (dBuV/m)	Margin (dB)	Detector	Table (Degree)	Height (cm)	Antenna	Verdict
1	1497.500	42.02	74.0	31.98	Peak	310.00	200	Vertical	Pass
1**	1497.500	28.58	54.0	25.42	AV	310.00	200	Vertical	Pass
2	4218.200	50.21	74.0	23.79	Peak	253.00	300	Vertical	Pass
2**	4218.200	40.54	54.0	13.46	AV	253.00	300	Vertical	Pass
3	5293.600	106.17	--	--	Peak	82.00	100	Vertical	N/A
3**	5293.600	99.10	--	--	AV	82.00	100	Vertical	N/A
4	7320.850	49.78	74.0	24.22	Peak	117.00	200	Vertical	Pass
4**	7320.850	40.42	54.0	13.58	AV	117.00	200	Vertical	Pass
5	10924.375	51.75	74.0	22.25	Peak	65.00	200	Vertical	Pass
5**	10924.375	42.66	54.0	11.34	AV	65.00	200	Vertical	Pass
6	16080.862	55.12	74.0	18.88	Peak	360.00	400	Vertical	Pass
6**	16080.862	45.43	54.0	8.57	AV	360.00	400	Vertical	Pass

11ac20, U-NII-2A, 1 GHz to 18 GHz, High Channel, ANT H

No.	Frequency (MHz)	Results (dBuV/m)	Limit (dBuV/m)	Margin (dB)	Detector	Table (Degree)	Height (cm)	Antenna	Verdict
1	1491.000	38.36	74.0	35.64	Peak	269.00	300	Horizontal	Pass
1**	1491.000	29.75	54.0	24.25	AV	269.00	300	Horizontal	Pass
2	4255.400	52.09	74.0	21.91	Peak	284.00	300	Horizontal	Pass
2**	4255.400	43.18	54.0	10.82	AV	284.00	300	Horizontal	Pass
3	5315.400	103.63	--	--	Peak	80.00	100	Horizontal	N/A
3**	5315.400	96.53	--	--	AV	80.00	100	Horizontal	N/A
4	7393.013	50.51	74.0	23.49	Peak	203.00	100	Horizontal	Pass
4**	7393.013	39.55	54.0	14.45	AV	203.00	100	Horizontal	Pass
5	10928.687	51.91	74.0	22.09	Peak	220.00	100	Horizontal	Pass
5**	10928.687	42.87	54.0	11.13	AV	220.00	100	Horizontal	Pass
6	15518.850	54.56	74.0	19.44	Peak	324.00	100	Horizontal	Pass
6**	15518.850	45.71	54.0	8.29	AV	324.00	100	Horizontal	Pass

11ac20, U-NII-2A, 1 GHz to 18 GHz, High Channel, ANT V

No.	Frequency (MHz)	Results (dBuV/m)	Limit (dBuV/m)	Margin (dB)	Detector	Table (Degree)	Height (cm)	Antenna	Verdict
1	1611.300	38.79	74.0	35.21	Peak	334.00	100	Vertical	Pass
1**	1611.300	29.70	54.0	24.30	AV	334.00	100	Vertical	Pass
2	4255.400	50.90	74.0	23.10	Peak	217.00	400	Vertical	Pass
2**	4255.400	40.54	54.0	13.46	AV	217.00	400	Vertical	Pass
3	5318.400	106.17	--	--	Peak	239.00	100	Vertical	N/A
3**	5318.400	98.91	--	--	AV	239.00	100	Vertical	N/A
4	7301.875	49.94	74.0	24.06	Peak	239.00	200	Vertical	Pass
4**	7301.875	39.45	54.0	14.55	AV	239.00	200	Vertical	Pass
5	11777.675	52.51	74.0	21.49	Peak	239.00	200	Vertical	Pass
5**	11777.675	42.60	54.0	11.40	AV	239.00	200	Vertical	Pass
6	15680.550	54.45	74.0	19.55	Peak	127.00	400	Vertical	Pass
6**	15680.550	45.19	54.0	8.81	AV	127.00	400	Vertical	Pass

11ac40, U-NII-2A, 1 GHz to 18 GHz, Low Channel, ANT H

No.	Frequency (MHz)	Results (dBuV/m)	Limit (dBuV/m)	Margin (dB)	Detector	Table (Degree)	Height (cm)	Antenna	Verdict
1	1537.200	38.81	74.0	35.19	Peak	0.00	400	Horizontal	Pass
1**	1537.200	29.93	54.0	24.07	AV	0.00	400	Horizontal	Pass
2	4361.000	49.98	74.0	24.02	Peak	100.00	200	Horizontal	Pass
2**	4361.000	40.28	54.0	13.72	AV	100.00	200	Horizontal	Pass
3	5276.800	100.78	--	--	Peak	77.00	100	Horizontal	N/A
3**	5276.800	92.76	--	--	AV	77.00	100	Horizontal	N/A
4	7549.412	49.66	74.0	24.34	Peak	82.00	100	Horizontal	Pass
4**	7549.412	40.47	54.0	13.53	AV	82.00	100	Horizontal	Pass
5	11337.800	51.79	74.0	22.21	Peak	151.00	100	Horizontal	Pass
5**	11337.800	42.39	54.0	11.61	AV	151.00	100	Horizontal	Pass
6	16178.775	55.12	74.0	18.88	Peak	0.00	300	Horizontal	Pass
6**	16178.775	44.28	54.0	9.72	AV	0.00	300	Horizontal	Pass

11ac40, U-NII-2A, 1 GHz to 18 GHz, Low Channel, ANT V

No.	Frequency (MHz)	Results (dBuV/m)	Limit (dBuV/m)	Margin (dB)	Detector	Table (Degree)	Height (cm)	Antenna	Verdict
1	1524.700	38.59	74.0	35.41	Peak	137.00	400	Vertical	Pass
1**	1524.700	29.03	54.0	24.97	AV	137.00	400	Vertical	Pass
2	4216.000	51.72	74.0	22.28	Peak	79.00	100	Vertical	Pass
2**	4216.000	41.69	54.0	12.31	AV	79.00	100	Vertical	Pass
3	5271.400	103.11	--	--	Peak	79.00	100	Vertical	N/A
3**	5271.400	95.59	--	--	AV	79.00	100	Vertical	N/A
4	7328.037	49.61	74.0	24.39	Peak	98.00	300	Vertical	Pass
4**	7328.037	41.02	54.0	12.98	AV	98.00	300	Vertical	Pass
5	12298.050	52.43	74.0	21.57	Peak	217.00	100	Vertical	Pass
5**	12298.050	41.40	54.0	12.60	AV	217.00	100	Vertical	Pass
6	15518.325	54.95	74.0	19.05	Peak	10.00	100	Vertical	Pass
6**	15518.325	45.94	54.0	8.06	AV	10.00	100	Vertical	Pass

11ac40, U-NII-2A, 1 GHz to 18 GHz, High Channel, ANT H

No.	Frequency (MHz)	Results (dBuV/m)	Limit (dBuV/m)	Margin (dB)	Detector	Table (Degree)	Height (cm)	Antenna	Verdict
1	1480.600	38.85	74.0	35.15	Peak	127.00	300	Horizontal	Pass
1**	1480.600	30.12	54.0	23.88	AV	127.00	300	Horizontal	Pass
2	4379.600	50.40	74.0	23.60	Peak	360.00	100	Horizontal	Pass
2**	4379.600	40.45	54.0	13.55	AV	360.00	100	Horizontal	Pass
3	5313.600	100.72	--	--	Peak	89.00	150	Horizontal	N/A
3**	5313.600	93.65	--	--	AV	89.00	150	Horizontal	N/A
4	7446.775	50.85	74.0	23.15	Peak	311.00	400	Horizontal	Pass
4**	7446.775	41.78	54.0	12.22	AV	311.00	400	Horizontal	Pass
5	12411.612	52.45	74.0	21.55	Peak	207.00	200	Horizontal	Pass
5**	12411.612	42.21	54.0	11.79	AV	207.00	200	Horizontal	Pass
6	16140.188	54.54	74.0	19.46	Peak	293.00	100	Horizontal	Pass
6**	16140.188	45.28	54.0	8.72	AV	293.00	100	Horizontal	Pass

11ac40, U-NII-2A, 1 GHz to 18 GHz, High Channel, ANT V

No.	Frequency (MHz)	Results (dBuV/m)	Limit (dBuV/m)	Margin (dB)	Detector	Table (Degree)	Height (cm)	Antenna	Verdict
1	1165.400	45.97	74.0	28.03	Peak	32.00	200	Vertical	Pass
1**	1165.400	31.95	54.0	22.05	AV	32.00	200	Vertical	Pass
2	3003.200	46.51	68.2	21.69	Peak	338.00	150	Vertical	Pass
2**	3003.200	38.45	--	--	AV	338.00	150	Vertical	N/A
3	4979.800	52.41	74.0	21.59	Peak	65.00	200	Vertical	Pass
3**	4979.800	43.69	54.0	10.31	AV	65.00	200	Vertical	Pass
4	5314.400	103.77	--	--	Peak	236.00	100	Vertical	N/A
4**	5314.400	95.56	--	--	AV	236.00	100	Vertical	N/A
5	12569.450	51.86	74.0	22.14	Peak	313.00	100	Vertical	Pass
5**	12569.450	41.75	54.0	12.25	AV	313.00	100	Vertical	Pass
6	15954.076	55.48	74.0	18.52	Peak	76.00	300	Vertical	Pass
6**	15954.076	44.08	54.0	9.92	AV	76.00	300	Vertical	Pass

11ac80, U-NII-2A, 1 GHz to 18 GHz, Middle Channel, ANT H

No.	Frequency (MHz)	Results (dBuV/m)	Limit (dBuV/m)	Margin (dB)	Detector	Table (Degree)	Height (cm)	Antenna	Verdict
1	1484.400	38.82	74.0	35.18	Peak	249.00	300	Horizontal	Pass
1**	1484.400	29.58	54.0	24.42	AV	249.00	300	Horizontal	Pass
2	4317.200	50.12	74.0	23.88	Peak	360.00	200	Horizontal	Pass
2**	4317.200	41.70	54.0	12.30	AV	360.00	200	Horizontal	Pass
3	5273.600	98.26	--	--	Peak	88.00	100	Horizontal	N/A
3**	5273.600	89.06	--	--	AV	88.00	100	Horizontal	N/A
4	7319.413	49.48	74.0	24.52	Peak	310.00	200	Horizontal	Pass
4**	7319.413	40.31	54.0	13.69	AV	310.00	200	Horizontal	Pass
5	11323.713	52.45	74.0	21.55	Peak	139.00	150	Horizontal	Pass
5**	11323.713	42.55	54.0	11.45	AV	139.00	150	Horizontal	Pass
6	15839.887	54.58	74.0	19.42	Peak	118.00	300	Horizontal	Pass
6**	15839.887	44.93	54.0	9.07	AV	118.00	300	Horizontal	Pass

11ac80, U-NII-2A, 1 GHz to 18 GHz, Middle Channel, ANT V

No.	Frequency (MHz)	Results (dBuV/m)	Limit (dBuV/m)	Margin (dB)	Detector	Table (Degree)	Height (cm)	Antenna	Verdict
1	1486.400	38.95	74.0	35.05	Peak	31.00	400	Vertical	Pass
1**	1486.400	30.13	54.0	23.87	AV	31.00	400	Vertical	Pass
2	4388.200	50.27	74.0	23.73	Peak	271.00	100	Vertical	Pass
2**	4388.200	40.36	54.0	13.64	AV	271.00	100	Vertical	Pass
3	5267.200	101.76	--	--	Peak	55.00	200	Vertical	N/A
3**	5267.200	91.25	--	--	AV	55.00	200	Vertical	N/A
4	7650.900	49.77	74.0	24.23	Peak	225.00	100	Vertical	Pass
4**	7650.900	39.65	54.0	14.35	AV	225.00	100	Vertical	Pass
5	11922.000	51.60	74.0	22.40	Peak	54.00	100	Vertical	Pass
5**	11922.000	42.38	54.0	11.62	AV	54.00	100	Vertical	Pass
6	15561.375	54.74	74.0	19.26	Peak	292.00	300	Vertical	Pass
6**	15561.375	46.25	54.0	7.75	AV	292.00	300	Vertical	Pass

11ax20(SU), U-NII-2A, 1 GHz to 18 GHz, Low Channel, ANT H

No.	Frequency (MHz)	Results (dBuV/m)	Limit (dBuV/m)	Margin (dB)	Detector	Table (Degree)	Height (cm)	Antenna	Verdict
1	1568.300	38.77	74.0	35.23	Peak	244.00	300	Horizontal	Pass
1**	1568.300	28.94	54.0	25.06	AV	244.00	300	Horizontal	Pass
2	4337.800	50.11	74.0	23.89	Peak	127.00	100	Horizontal	Pass
2**	4337.800	40.49	54.0	13.51	AV	127.00	100	Horizontal	Pass
3	5257.800	104.70	--	--	Peak	80.00	100	Horizontal	N/A
3**	5257.800	97.13	--	--	AV	80.00	100	Horizontal	N/A
4	7548.550	49.91	74.0	24.09	Peak	152.00	300	Horizontal	Pass
4**	7548.550	42.38	54.0	11.62	AV	152.00	300	Horizontal	Pass
5	11783.713	51.93	74.0	22.07	Peak	13.00	200	Horizontal	Pass
5**	11783.713	42.57	54.0	11.43	AV	13.00	200	Horizontal	Pass
6	15828.862	55.44	74.0	18.56	Peak	227.00	100	Horizontal	Pass
6**	15828.862	44.88	54.0	9.12	AV	227.00	100	Horizontal	Pass

11ax20(SU), U-NII-2A, 1 GHz to 18 GHz, Low Channel, ANT V

No.	Frequency (MHz)	Results (dBuV/m)	Limit (dBuV/m)	Margin (dB)	Detector	Table (Degree)	Height (cm)	Antenna	Verdict
1	1585.200	38.79	74.0	35.21	Peak	0.00	300	Vertical	Pass
1**	1585.200	30.72	54.0	23.28	AV	0.00	300	Vertical	Pass
2	4207.800	51.46	74.0	22.54	Peak	187.00	400	Vertical	Pass
2**	4207.800	42.10	54.0	11.90	AV	187.00	400	Vertical	Pass
3	5258.000	106.25	--	--	Peak	56.00	100	Vertical	N/A
3**	5258.000	100.10	--	--	AV	56.00	100	Vertical	N/A
4	7340.400	49.40	74.0	24.60	Peak	187.00	200	Vertical	Pass
4**	7340.400	41.32	54.0	12.68	AV	187.00	200	Vertical	Pass
5	11321.413	51.66	74.0	22.34	Peak	18.00	150	Vertical	Pass
5**	11321.413	42.30	54.0	11.70	AV	18.00	150	Vertical	Pass
6	15493.387	54.83	74.0	19.17	Peak	301.00	400	Vertical	Pass
6**	15493.387	44.65	54.0	9.35	AV	301.00	400	Vertical	Pass

11ax20(SU), U-NII-2A, 1 GHz to 18 GHz, Middle Channel, ANT H

No.	Frequency (MHz)	Results (dBuV/m)	Limit (dBuV/m)	Margin (dB)	Detector	Table (Degree)	Height (cm)	Antenna	Verdict
1	1596.000	38.69	74.0	35.31	Peak	89.00	100	Horizontal	Pass
1**	1596.000	29.51	54.0	24.49	AV	89.00	100	Horizontal	Pass
2	4381.200	50.25	74.0	23.75	Peak	170.00	100	Horizontal	Pass
2**	4381.200	41.50	54.0	12.50	AV	170.00	100	Horizontal	Pass
3	5293.200	103.84	--	--	Peak	80.00	200	Horizontal	N/A
3**	5293.200	95.50	--	--	AV	80.00	200	Horizontal	N/A
4	7615.538	49.84	74.0	24.16	Peak	270.00	400	Horizontal	Pass
4**	7615.538	41.68	54.0	12.32	AV	270.00	400	Horizontal	Pass
5	11916.250	51.89	74.0	22.11	Peak	151.00	150	Horizontal	Pass
5**	11916.250	42.56	54.0	11.44	AV	151.00	150	Horizontal	Pass
6	16097.138	55.32	74.0	18.68	Peak	186.00	300	Horizontal	Pass
6**	16097.138	46.10	54.0	7.90	AV	186.00	300	Horizontal	Pass

11ax20(SU), U-NII-2A, 1 GHz to 18 GHz, Middle Channel, ANT V

No.	Frequency (MHz)	Results (dBuV/m)	Limit (dBuV/m)	Margin (dB)	Detector	Table (Degree)	Height (cm)	Antenna	Verdict
1	1611.700	39.62	74.0	34.38	Peak	208.00	400	Vertical	Pass
1**	1611.700	30.23	54.0	23.77	AV	208.00	400	Vertical	Pass
2	4259.400	50.45	74.0	23.55	Peak	80.00	400	Vertical	Pass
2**	4259.400	39.72	54.0	14.28	AV	80.00	400	Vertical	Pass
3	5303.000	106.49	--	--	Peak	80.00	200	Vertical	N/A
3**	5303.000	99.28	--	--	AV	80.00	200	Vertical	N/A
4	7322.288	50.37	74.0	23.63	Peak	0.00	100	Vertical	Pass
4**	7322.288	40.87	54.0	13.13	AV	0.00	100	Vertical	Pass
5	11933.787	51.89	74.0	22.11	Peak	306.00	150	Vertical	Pass
5**	11933.787	43.00	54.0	11.00	AV	306.00	150	Vertical	Pass
6	15824.137	55.13	74.0	18.87	Peak	0.00	400	Vertical	Pass
6**	15824.137	46.56	54.0	7.44	AV	0.00	400	Vertical	Pass

11ax20(SU), U-NII-2A, 1 GHz to 18 GHz, High Channel, ANT H

No.	Frequency (MHz)	Results (dBuV/m)	Limit (dBuV/m)	Margin (dB)	Detector	Table (Degree)	Height (cm)	Antenna	Verdict
1	1585.400	39.45	74.0	34.55	Peak	245.00	300	Horizontal	Pass
1**	1585.400	30.16	54.0	23.84	AV	245.00	300	Horizontal	Pass
2	4256.000	50.23	74.0	23.77	Peak	66.00	200	Horizontal	Pass
2**	4256.000	42.31	54.0	11.69	AV	66.00	200	Horizontal	Pass
3	5322.400	104.57	--	--	Peak	78.00	150	Horizontal	N/A
3**	5322.400	96.27	--	--	AV	78.00	150	Horizontal	N/A
4	7618.700	49.72	74.0	24.28	Peak	134.00	400	Horizontal	Pass
4**	7618.700	40.58	54.0	13.42	AV	134.00	400	Horizontal	Pass
5	12486.075	51.76	74.0	22.24	Peak	254.00	150	Horizontal	Pass
5**	12486.075	41.86	54.0	12.14	AV	254.00	150	Horizontal	Pass
6	16125.750	54.51	74.0	19.49	Peak	303.00	300	Horizontal	Pass
6**	16125.750	45.16	54.0	8.84	AV	303.00	300	Horizontal	Pass

11ax20(SU), U-NII-2A, 1 GHz to 18 GHz, High Channel, ANT V

No.	Frequency (MHz)	Results (dBuV/m)	Limit (dBuV/m)	Margin (dB)	Detector	Table (Degree)	Height (cm)	Antenna	Verdict
1	1553.500	39.40	74.0	34.60	Peak	64.00	200	Vertical	Pass
1**	1553.500	29.23	54.0	24.77	AV	64.00	200	Vertical	Pass
2	4082.200	50.46	74.0	23.54	Peak	147.00	100	Vertical	Pass
2**	4082.200	40.39	54.0	13.61	AV	147.00	100	Vertical	Pass
3	5315.200	105.99	--	--	Peak	78.00	200	Vertical	N/A
3**	5315.200	98.61	--	--	AV	78.00	200	Vertical	N/A
4	7360.525	49.84	74.0	24.16	Peak	152.00	200	Vertical	Pass
4**	7360.525	39.85	54.0	14.15	AV	152.00	200	Vertical	Pass
5	11802.401	53.18	74.0	20.82	Peak	135.00	200	Vertical	Pass
5**	11802.401	42.24	54.0	11.76	AV	135.00	200	Vertical	Pass
6	16133.100	54.58	74.0	19.42	Peak	286.00	200	Vertical	Pass
6**	16133.100	45.47	54.0	8.53	AV	286.00	200	Vertical	Pass

11ax40(SU), U-NII-2A, 1 GHz to 18 GHz, Low Channel, ANT H

No.	Frequency (MHz)	Results (dBuV/m)	Limit (dBuV/m)	Margin (dB)	Detector	Table (Degree)	Height (cm)	Antenna	Verdict
1	1588.900	38.89	74.0	35.11	Peak	189.00	100	Horizontal	Pass
1**	1588.900	29.07	54.0	24.93	AV	189.00	100	Horizontal	Pass
2	4378.600	49.60	74.0	24.40	Peak	0.00	200	Horizontal	Pass
2**	4378.600	41.78	54.0	12.22	AV	0.00	200	Horizontal	Pass
3	5273.800	101.61	--	--	Peak	77.00	100	Horizontal	N/A
3**	5273.800	93.49	--	--	AV	77.00	100	Horizontal	N/A
4	7363.112	50.06	74.0	23.94	Peak	48.00	400	Horizontal	Pass
4**	7363.112	40.06	54.0	13.94	AV	48.00	400	Horizontal	Pass
5	10920.925	51.98	74.0	22.02	Peak	203.00	200	Horizontal	Pass
5**	10920.925	43.03	54.0	10.97	AV	203.00	200	Horizontal	Pass
6	16091.888	55.14	74.0	18.86	Peak	306.00	300	Horizontal	Pass
6**	16091.888	45.60	54.0	8.40	AV	306.00	300	Horizontal	Pass

11ax40(SU), U-NII-2A, 1 GHz to 18 GHz, Low Channel, ANT V

No.	Frequency (MHz)	Results (dBuV/m)	Limit (dBuV/m)	Margin (dB)	Detector	Table (Degree)	Height (cm)	Antenna	Verdict
1	1574.800	38.32	74.0	35.68	Peak	267.00	400	Vertical	Pass
1**	1574.800	29.29	54.0	24.71	AV	267.00	400	Vertical	Pass
2	4364.600	49.66	74.0	24.34	Peak	193.00	200	Vertical	Pass
2**	4364.600	40.47	54.0	13.53	AV	193.00	200	Vertical	Pass
3	5273.800	103.20	--	--	Peak	77.00	200	Vertical	N/A
3**	5273.800	95.36	--	--	AV	77.00	200	Vertical	N/A
4	7338.962	49.84	74.0	24.16	Peak	359.00	200	Vertical	Pass
4**	7338.962	40.65	54.0	13.35	AV	359.00	200	Vertical	Pass
5	11952.187	51.99	74.0	22.01	Peak	203.00	150	Vertical	Pass
5**	11952.187	43.58	54.0	10.42	AV	203.00	150	Vertical	Pass
6	15825.974	55.73	74.0	18.27	Peak	360.00	400	Vertical	Pass
6**	15825.974	45.14	54.0	8.86	AV	360.00	400	Vertical	Pass

11ax40(SU), U-NII-2A, 1 GHz to 18 GHz, High Channel, ANT H

No.	Frequency (MHz)	Results (dBuV/m)	Limit (dBuV/m)	Margin (dB)	Detector	Table (Degree)	Height (cm)	Antenna	Verdict
1	1624.200	39.97	74.0	34.03	Peak	336.00	400	Horizontal	Pass
1**	1624.200	29.45	54.0	24.55	AV	336.00	400	Horizontal	Pass
2	4377.400	49.83	74.0	24.17	Peak	9.00	100	Horizontal	Pass
2**	4377.400	40.53	54.0	13.47	AV	9.00	100	Horizontal	Pass
3	5314.400	101.23	--	--	Peak	92.00	150	Horizontal	N/A
3**	5314.400	93.43	--	--	AV	92.00	150	Horizontal	N/A
4	7616.400	49.97	74.0	24.03	Peak	0.00	100	Horizontal	Pass
4**	7616.400	40.85	54.0	13.15	AV	0.00	100	Horizontal	Pass
5	10932.138	51.87	74.0	22.13	Peak	139.00	150	Horizontal	Pass
5**	10932.138	42.20	54.0	11.80	AV	139.00	150	Horizontal	Pass
6	16135.725	54.87	74.0	19.13	Peak	155.00	300	Horizontal	Pass
6**	16135.725	45.63	54.0	8.37	AV	155.00	300	Horizontal	Pass

11ax40(SU), U-NII-2A, 1 GHz to 18 GHz, High Channel, ANT V

No.	Frequency (MHz)	Results (dBuV/m)	Limit (dBuV/m)	Margin (dB)	Detector	Table (Degree)	Height (cm)	Antenna	Verdict
1	1585.000	40.10	74.0	33.90	Peak	297.00	200	Vertical	Pass
1**	1585.000	30.03	54.0	23.97	AV	297.00	200	Vertical	Pass
2	4285.000	49.93	74.0	24.07	Peak	360.00	100	Vertical	Pass
2**	4285.000	40.73	54.0	13.27	AV	360.00	100	Vertical	Pass
3	5313.800	103.04	--	--	Peak	241.00	200	Vertical	N/A
3**	5313.800	96.43	--	--	AV	241.00	200	Vertical	N/A
4	7320.563	49.85	74.0	24.15	Peak	227.00	300	Vertical	Pass
4**	7320.563	40.90	54.0	13.10	AV	227.00	300	Vertical	Pass
5	10924.951	52.16	74.0	21.84	Peak	278.00	150	Vertical	Pass
5**	10924.951	43.65	54.0	10.35	AV	278.00	150	Vertical	Pass
6	15855.638	54.61	74.0	19.39	Peak	353.00	200	Vertical	Pass
6**	15855.638	45.85	54.0	8.15	AV	353.00	200	Vertical	Pass

11ax80(SU), U-NII-2A, 1 GHz to 18 GHz, Middle Channel, ANT H

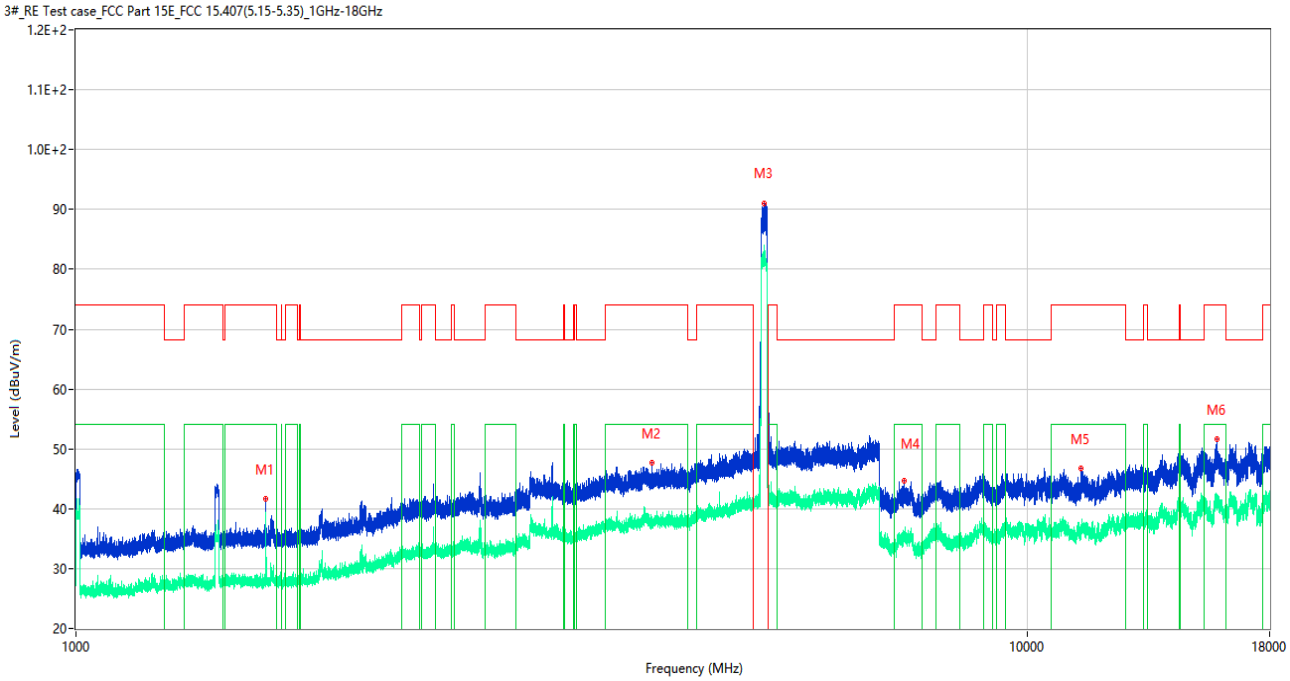

No.	Frequency (MHz)	Results (dBuV/m)	Limit (dBuV/m)	Margin (dB)	Detector	Table (Degree)	Height (cm)	Antenna	Verdict
1	1584.200	41.63	74.0	32.37	Peak	208.00	300	Horizontal	Pass
1**	1584.200	38.96	54.0	15.04	AV	208.00	300	Horizontal	Pass
2	4033.200	47.63	74.0	26.37	Peak	55.00	400	Horizontal	Pass
2**	4033.200	37.96	54.0	16.04	AV	55.00	400	Horizontal	Pass
3	5295.800	91.01	--	--	Peak	78.00	200	Horizontal	N/A
3**	5295.800	83.18	--	--	AV	78.00	200	Horizontal	N/A
4	7436.137	44.66	74.0	29.34	Peak	48.00	100	Horizontal	Pass
4**	7436.137	35.74	54.0	18.26	AV	48.00	100	Horizontal	Pass
5	11409.100	46.65	74.0	27.35	Peak	360.00	100	Horizontal	Pass
5**	11409.100	35.43	54.0	18.57	AV	360.00	100	Horizontal	Pass
6	15865.088	51.56	74.0	22.44	Peak	115.00	400	Horizontal	Pass
6**	15865.088	41.70	54.0	12.30	AV	115.00	400	Horizontal	Pass

11ax80(SU), U-NII-2A, 1 GHz to 18 GHz, Middle Channel, ANT V

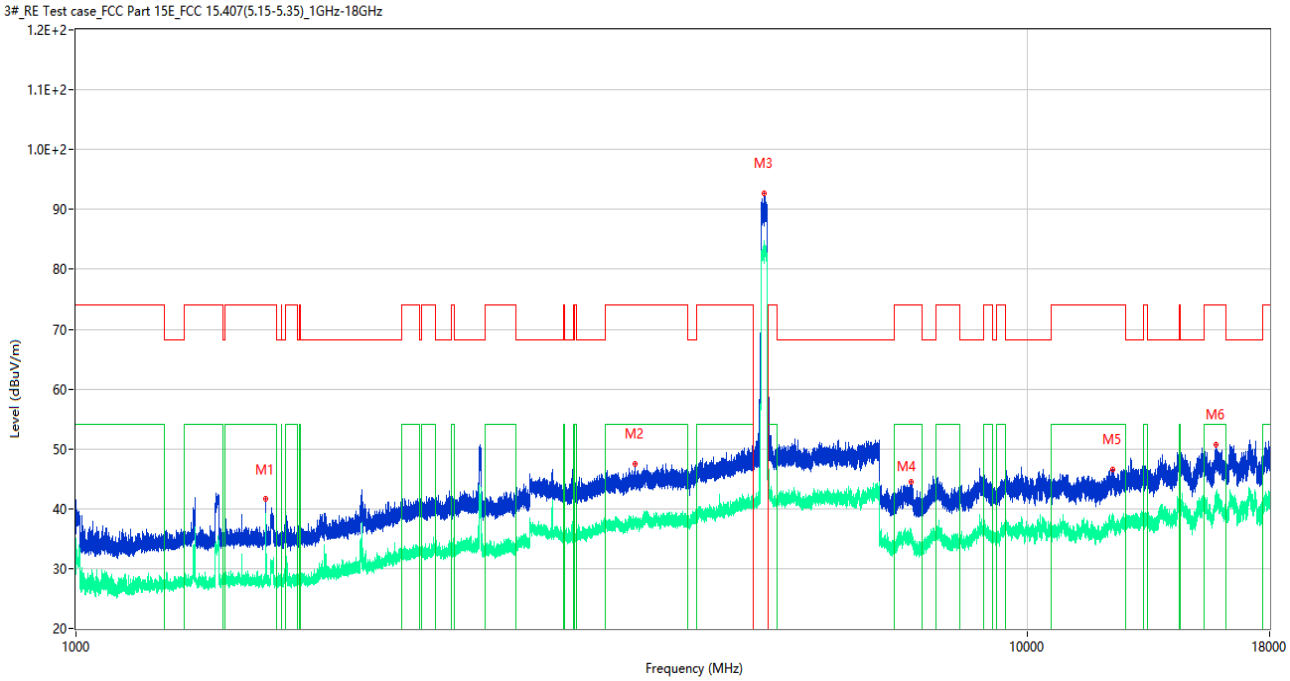

No.	Frequency (MHz)	Results (dBuV/m)	Limit (dBuV/m)	Margin (dB)	Detector	Table (Degree)	Height (cm)	Antenna	Verdict
1	1583.900	41.60	74.0	32.40	Peak	29.00	400	Vertical	Pass
1**	1583.900	38.93	54.0	15.07	AV	29.00	400	Vertical	Pass
2	3870.800	47.49	74.0	26.51	Peak	242.00	300	Vertical	Pass
2**	3870.800	37.60	54.0	16.40	AV	242.00	300	Vertical	Pass
3	5292.000	92.73	--	--	Peak	64.00	100	Vertical	N/A
3**	5292.000	83.00	--	--	AV	64.00	100	Vertical	N/A
4	7554.875	44.40	74.0	29.60	Peak	360.00	200	Vertical	Pass
4**	7554.875	36.33	54.0	17.67	AV	360.00	200	Vertical	Pass
5	12302.937	46.64	74.0	27.36	Peak	313.00	100	Vertical	Pass
5**	12302.937	38.77	54.0	15.23	AV	313.00	100	Vertical	Pass
6	15806.550	50.77	74.0	23.23	Peak	307.00	200	Vertical	Pass
6**	15806.550	41.26	54.0	12.74	AV	307.00	200	Vertical	Pass

11a, U-NII-2C, 1 GHz to 18 GHz, Low Channel, ANT H

No.	Frequency (MHz)	Results (dBuV/m)	Limit (dBuV/m)	Margin (dB)	Detector	Table (Degree)	Height (cm)	Antenna	Verdict
1	1486.200	38.76	74.0	35.24	Peak	46.00	400	Horizontal	Pass
1**	1486.200	29.08	54.0	24.92	AV	46.00	400	Horizontal	Pass
2	4297.800	50.32	74.0	23.68	Peak	360.00	100	Horizontal	Pass
2**	4297.800	40.12	54.0	13.88	AV	360.00	100	Horizontal	Pass
3	5508.200	104.25	--	--	Peak	55.00	150	Horizontal	N/A
3**	5508.200	94.70	--	--	AV	55.00	150	Horizontal	N/A
4	7621.287	49.58	74.0	24.42	Peak	311.00	100	Horizontal	Pass
4**	7621.287	40.44	54.0	13.56	AV	311.00	100	Horizontal	Pass
5	12405.576	51.95	74.0	22.05	Peak	0.00	200	Horizontal	Pass
5**	12405.576	42.37	54.0	11.63	AV	0.00	200	Horizontal	Pass
6	16135.725	54.90	74.0	19.10	Peak	360.00	200	Horizontal	Pass
6**	16135.725	45.49	54.0	8.51	AV	360.00	200	Horizontal	Pass

11a, U-NII-2C, 1 GHz to 18 GHz, Low Channel, ANT V

No.	Frequency (MHz)	Results (dBuV/m)	Limit (dBuV/m)	Margin (dB)	Detector	Table (Degree)	Height (cm)	Antenna	Verdict
1	1504.800	38.62	74.0	35.38	Peak	292.00	400	Vertical	Pass
1**	1504.800	28.86	54.0	25.14	AV	292.00	400	Vertical	Pass
2	4147.800	50.17	74.0	23.83	Peak	75.00	300	Vertical	Pass
2**	4147.800	40.42	54.0	13.58	AV	75.00	300	Vertical	Pass
3	5505.600	107.57	--	--	Peak	250.00	150	Vertical	N/A
3**	5505.600	97.90	--	--	AV	250.00	150	Vertical	N/A
4	7619.275	49.42	74.0	24.58	Peak	189.00	100	Vertical	Pass
4**	7619.275	40.36	54.0	13.64	AV	189.00	100	Vertical	Pass
5	10924.375	52.14	74.0	21.86	Peak	311.00	200	Vertical	Pass
5**	10924.375	42.67	54.0	11.33	AV	311.00	200	Vertical	Pass
6	15634.350	54.64	74.0	19.36	Peak	154.00	300	Vertical	Pass
6**	15634.350	44.78	54.0	9.22	AV	154.00	300	Vertical	Pass

11a, U-NII-2C, 1 GHz to 18 GHz, Middle Channel, ANT H

No.	Frequency (MHz)	Results (dBuV/m)	Limit (dBuV/m)	Margin (dB)	Detector	Table (Degree)	Height (cm)	Antenna	Verdict
1	1479.400	39.16	74.0	34.84	Peak	310.00	200	Horizontal	Pass
1**	1479.400	29.36	54.0	24.64	AV	310.00	200	Horizontal	Pass
2	3953.200	49.82	74.0	24.18	Peak	241.00	200	Horizontal	Pass
2**	3953.200	40.05	54.0	13.95	AV	241.00	200	Horizontal	Pass
3	5578.600	105.35	--	--	Peak	89.00	200	Horizontal	N/A
3**	5578.600	96.47	--	--	AV	89.00	200	Horizontal	N/A
4	7340.112	50.35	74.0	23.65	Peak	105.00	400	Horizontal	Pass
4**	7340.112	40.49	54.0	13.51	AV	105.00	400	Horizontal	Pass
5	10916.901	52.46	74.0	21.54	Peak	191.00	150	Horizontal	Pass
5**	10916.901	42.53	54.0	11.47	AV	191.00	150	Horizontal	Pass
6	15817.838	54.86	74.0	19.14	Peak	0.00	300	Horizontal	Pass
6**	15817.838	45.81	54.0	8.19	AV	0.00	300	Horizontal	Pass

11a, U-NII-2C, 1 GHz to 18 GHz, Middle Channel, ANT V

No.	Frequency (MHz)	Results (dBuV/m)	Limit (dBuV/m)	Margin (dB)	Detector	Table (Degree)	Height (cm)	Antenna	Verdict
1	1498.500	39.81	74.0	34.19	Peak	96.00	400	Vertical	Pass
1**	1498.500	31.99	54.0	22.01	AV	96.00	400	Vertical	Pass
2	4366.600	49.76	74.0	24.24	Peak	193.00	300	Vertical	Pass
2**	4366.600	40.99	54.0	13.01	AV	193.00	300	Vertical	Pass
3	5574.000	109.77	--	--	Peak	88.00	200	Vertical	N/A
3**	5574.000	100.16	--	--	AV	88.00	200	Vertical	N/A
4	7444.475	49.88	74.0	24.12	Peak	294.00	400	Vertical	Pass
4**	7444.475	40.84	54.0	13.16	AV	294.00	400	Vertical	Pass
5	11327.737	52.34	74.0	21.66	Peak	104.00	150	Vertical	Pass
5**	11327.737	43.05	54.0	10.95	AV	104.00	150	Vertical	Pass
6	15823.875	56.07	74.0	17.93	Peak	357.00	200	Vertical	Pass
6**	15823.875	46.32	54.0	7.68	AV	357.00	200	Vertical	Pass

11a, U-NII-2C, 1 GHz to 18 GHz, High Channel, ANT H

No.	Frequency (MHz)	Results (dBuV/m)	Limit (dBuV/m)	Margin (dB)	Detector	Table (Degree)	Height (cm)	Antenna	Verdict
1	1506.100	38.62	74.0	35.38	Peak	95.00	200	Horizontal	Pass
1**	1506.100	29.78	54.0	24.22	AV	95.00	200	Horizontal	Pass
2	4285.400	50.50	74.0	23.50	Peak	87.00	200	Horizontal	Pass
2**	4285.400	40.53	54.0	13.47	AV	87.00	200	Horizontal	Pass
3	5697.600	103.48	--	--	Peak	282.00	100	Horizontal	N/A
3**	5697.600	94.46	--	--	AV	282.00	100	Horizontal	N/A
4	7621.575	50.02	74.0	23.98	Peak	155.00	200	Horizontal	Pass
4**	7621.575	40.59	54.0	13.41	AV	155.00	200	Horizontal	Pass
5	12492.975	51.63	74.0	22.37	Peak	85.00	200	Horizontal	Pass
5**	12492.975	42.42	54.0	11.58	AV	85.00	200	Horizontal	Pass
6	16047.526	54.37	74.0	19.63	Peak	234.00	300	Horizontal	Pass
6**	16047.526	44.20	54.0	9.80	AV	234.00	300	Horizontal	Pass

11a, U-NII-2C, 1 GHz to 18 GHz, High Channel, ANT V

No.	Frequency (MHz)	Results (dBuV/m)	Limit (dBuV/m)	Margin (dB)	Detector	Table (Degree)	Height (cm)	Antenna	Verdict
1	1501.500	40.05	74.0	33.95	Peak	295.00	200	Vertical	Pass
1**	1501.500	29.59	54.0	24.41	AV	295.00	200	Vertical	Pass
2	4144.800	50.43	74.0	23.57	Peak	292.00	300	Vertical	Pass
2**	4144.800	39.79	54.0	14.21	AV	292.00	300	Vertical	Pass
3	5692.400	107.85	--	--	Peak	77.00	150	Vertical	N/A
3**	5692.400	99.06	--	--	AV	77.00	150	Vertical	N/A
4	7615.538	49.87	74.0	24.13	Peak	157.00	400	Vertical	Pass
4**	7615.538	41.06	54.0	12.94	AV	157.00	400	Vertical	Pass
5	11327.450	51.86	74.0	22.14	Peak	70.00	200	Vertical	Pass
5**	11327.450	43.24	54.0	10.76	AV	70.00	200	Vertical	Pass
6	16077.450	54.65	74.0	19.35	Peak	360.00	300	Vertical	Pass
6**	16077.450	45.00	54.0	9.00	AV	360.00	300	Vertical	Pass

11n20, U-NII-2C, 1 GHz to 18 GHz, Low Channel, ANT H

No.	Frequency (MHz)	Results (dBuV/m)	Limit (dBuV/m)	Margin (dB)	Detector	Table (Degree)	Height (cm)	Antenna	Verdict
1	1561.800	39.33	74.0	34.67	Peak	245.00	200	Horizontal	Pass
1**	1561.800	29.60	54.0	24.40	AV	245.00	200	Horizontal	Pass
2	4345.600	50.11	74.0	23.89	Peak	65.00	200	Horizontal	Pass
2**	4345.600	40.20	54.0	13.80	AV	65.00	200	Horizontal	Pass
3	5508.200	102.25	--	--	Peak	170.00	200	Horizontal	N/A
3**	5508.200	93.55	--	--	AV	170.00	200	Horizontal	N/A
4	7452.237	50.32	74.0	23.68	Peak	135.00	300	Horizontal	Pass
4**	7452.237	41.07	54.0	12.93	AV	135.00	300	Horizontal	Pass
5	11816.776	52.33	74.0	21.67	Peak	100.00	100	Horizontal	Pass
5**	11816.776	42.81	54.0	11.19	AV	100.00	100	Horizontal	Pass
6	16032.300	54.78	74.0	19.22	Peak	38.00	300	Horizontal	Pass
6**	16032.300	45.01	54.0	8.99	AV	38.00	300	Horizontal	Pass

11n20, U-NII-2C, 1 GHz to 18 GHz, Low Channel, ANT V

No.	Frequency (MHz)	Results (dBuV/m)	Limit (dBuV/m)	Margin (dB)	Detector	Table (Degree)	Height (cm)	Antenna	Verdict
1	1512.000	39.52	74.0	34.48	Peak	194.00	100	Vertical	Pass
1**	1512.000	30.09	54.0	23.91	AV	194.00	100	Vertical	Pass
2	4232.400	49.51	74.0	24.49	Peak	122.00	400	Vertical	Pass
2**	4232.400	40.17	54.0	13.83	AV	122.00	400	Vertical	Pass
3	5507.600	107.14	--	--	Peak	306.00	200	Vertical	N/A
3**	5507.600	98.25	--	--	AV	306.00	200	Vertical	N/A
4	7342.125	50.10	74.0	23.90	Peak	50.00	300	Vertical	Pass
4**	7342.125	40.92	54.0	13.08	AV	50.00	300	Vertical	Pass
5	10917.474	51.95	74.0	22.05	Peak	33.00	200	Vertical	Pass
5**	10917.474	43.04	54.0	10.96	AV	33.00	200	Vertical	Pass
6	16114.201	54.72	74.0	19.28	Peak	35.00	400	Vertical	Pass
6**	16114.201	45.58	54.0	8.42	AV	35.00	400	Vertical	Pass

11n20, U-NII-2C, 1 GHz to 18 GHz, Middle Channel, ANT H

No.	Frequency (MHz)	Results (dBuV/m)	Limit (dBuV/m)	Margin (dB)	Detector	Table (Degree)	Height (cm)	Antenna	Verdict
1	1571.300	39.29	74.0	34.71	Peak	360.00	200	Horizontal	Pass
1**	1571.300	29.19	54.0	24.81	AV	360.00	200	Horizontal	Pass
2	4363.800	50.59	74.0	23.41	Peak	201.00	400	Horizontal	Pass
2**	4363.800	41.18	54.0	12.82	AV	201.00	400	Horizontal	Pass
3	5573.200	104.82	--	--	Peak	87.00	100	Horizontal	N/A
3**	5573.200	95.83	--	--	AV	87.00	100	Horizontal	N/A
4	7548.837	49.70	74.0	24.30	Peak	329.00	400	Horizontal	Pass
4**	7548.837	40.22	54.0	13.78	AV	329.00	400	Horizontal	Pass
5	11944.138	51.84	74.0	22.16	Peak	226.00	200	Horizontal	Pass
5**	11944.138	42.99	54.0	11.01	AV	226.00	200	Horizontal	Pass
6	15676.613	54.74	74.0	19.26	Peak	197.00	400	Horizontal	Pass
6**	15676.613	45.84	54.0	8.16	AV	197.00	400	Horizontal	Pass

11n20, U-NII-2C, 1 GHz to 18 GHz, Middle Channel, ANT V

No.	Frequency (MHz)	Results (dBuV/m)	Limit (dBuV/m)	Margin (dB)	Detector	Table (Degree)	Height (cm)	Antenna	Verdict
1	1625.000	38.70	74.0	35.30	Peak	103.00	400	Vertical	Pass
1**	1625.000	29.35	54.0	24.65	AV	103.00	400	Vertical	Pass
2	4159.000	49.71	74.0	24.29	Peak	159.00	100	Vertical	Pass
2**	4159.000	39.48	54.0	14.52	AV	159.00	100	Vertical	Pass
3	5574.000	109.00	--	--	Peak	89.00	200	Vertical	N/A
3**	5574.000	100.26	--	--	AV	89.00	200	Vertical	N/A
4	7514.337	49.88	74.0	24.12	Peak	347.00	200	Vertical	Pass
4**	7514.337	40.14	54.0	13.86	AV	347.00	200	Vertical	Pass
5	11334.638	52.02	74.0	21.98	Peak	70.00	200	Vertical	Pass
5**	11334.638	42.51	54.0	11.49	AV	70.00	200	Vertical	Pass
6	16095.037	55.00	74.0	19.00	Peak	215.00	300	Vertical	Pass
6**	16095.037	44.82	54.0	9.18	AV	215.00	300	Vertical	Pass

11n20, U-NII-2C, 1 GHz to 18 GHz, High Channel, ANT H

No.	Frequency (MHz)	Results (dBuV/m)	Limit (dBuV/m)	Margin (dB)	Detector	Table (Degree)	Height (cm)	Antenna	Verdict
1	1477.200	39.00	74.0	35.00	Peak	27.00	300	Horizontal	Pass
1**	1477.200	29.23	54.0	24.77	AV	27.00	300	Horizontal	Pass
2	4233.800	50.16	74.0	23.84	Peak	329.00	100	Horizontal	Pass
2**	4233.800	40.57	54.0	13.43	AV	329.00	100	Horizontal	Pass
3	5701.000	104.16	--	--	Peak	238.00	200	Horizontal	N/A
3**	5701.000	94.35	--	--	AV	238.00	200	Horizontal	N/A
4	7671.600	49.58	74.0	24.42	Peak	86.00	200	Horizontal	Pass
4**	7671.600	39.94	54.0	14.06	AV	86.00	200	Horizontal	Pass
5	11918.262	51.83	74.0	22.17	Peak	36.00	200	Horizontal	Pass
5**	11918.262	42.51	54.0	11.49	AV	36.00	200	Horizontal	Pass
6	16101.338	54.85	74.0	19.15	Peak	57.00	200	Horizontal	Pass
6**	16101.338	45.89	54.0	8.11	AV	57.00	200	Horizontal	Pass

11n20, U-NII-2C, 1 GHz to 18 GHz, High Channel, ANT V

No.	Frequency (MHz)	Results (dBuV/m)	Limit (dBuV/m)	Margin (dB)	Detector	Table (Degree)	Height (cm)	Antenna	Verdict
1	1500.000	40.01	74.0	33.99	Peak	93.00	200	Vertical	Pass
1**	1500.000	29.43	54.0	24.57	AV	93.00	200	Vertical	Pass
2	4265.600	50.43	74.0	23.57	Peak	259.00	100	Vertical	Pass
2**	4265.600	41.68	54.0	12.32	AV	259.00	100	Vertical	Pass
3	5701.800	107.12	--	--	Peak	75.00	200	Vertical	N/A
3**	5701.800	99.50	--	--	AV	75.00	200	Vertical	N/A
4	7318.550	49.63	74.0	24.37	Peak	124.00	100	Vertical	Pass
4**	7318.550	40.72	54.0	13.28	AV	124.00	100	Vertical	Pass
5	10918.338	52.17	74.0	21.83	Peak	176.00	100	Vertical	Pass
5**	10918.338	43.40	54.0	10.60	AV	176.00	100	Vertical	Pass
6	15818.100	54.04	74.0	19.96	Peak	276.00	400	Vertical	Pass
6**	15818.100	45.09	54.0	8.91	AV	276.00	400	Vertical	Pass

11n40, U-NII-2C, 1 GHz to 18 GHz, Low Channel, ANT H

No.	Frequency (MHz)	Results (dBuV/m)	Limit (dBuV/m)	Margin (dB)	Detector	Table (Degree)	Height (cm)	Antenna	Verdict
1	1626.400	39.09	74.0	34.91	Peak	15.00	400	Horizontal	Pass
1**	1626.400	29.81	54.0	24.19	AV	15.00	400	Horizontal	Pass
2	4377.200	50.89	74.0	23.11	Peak	202.00	300	Horizontal	Pass
2**	4377.200	40.68	54.0	13.32	AV	202.00	300	Horizontal	Pass
3	5506.800	101.45	--	--	Peak	190.00	200	Horizontal	N/A
3**	5506.800	92.70	--	--	AV	190.00	200	Horizontal	N/A
4	7562.062	49.98	74.0	24.02	Peak	244.00	200	Horizontal	Pass
4**	7562.062	39.96	54.0	14.04	AV	244.00	200	Horizontal	Pass
5	10924.951	51.97	74.0	22.03	Peak	209.00	150	Horizontal	Pass
5**	10924.951	43.08	54.0	10.92	AV	209.00	150	Horizontal	Pass
6	15906.825	54.22	74.0	19.78	Peak	136.00	200	Horizontal	Pass
6**	15906.825	44.62	54.0	9.38	AV	136.00	200	Horizontal	Pass

11n40, U-NII-2C, 1 GHz to 18 GHz, Low Channel, ANT V

No.	Frequency (MHz)	Results (dBuV/m)	Limit (dBuV/m)	Margin (dB)	Detector	Table (Degree)	Height (cm)	Antenna	Verdict
1	1557.000	38.81	74.0	35.19	Peak	0.00	300	Vertical	Pass
1**	1557.000	29.56	54.0	24.44	AV	0.00	300	Vertical	Pass
2	4386.800	49.71	74.0	24.29	Peak	261.00	200	Vertical	Pass
2**	4386.800	41.22	54.0	12.78	AV	261.00	200	Vertical	Pass
3	5526.400	105.85	--	--	Peak	77.00	200	Vertical	N/A
3**	5526.400	96.48	--	--	AV	77.00	200	Vertical	N/A
4	7342.987	49.59	74.0	24.41	Peak	330.00	100	Vertical	Pass
4**	7342.987	40.58	54.0	13.42	AV	330.00	100	Vertical	Pass
5	11814.187	51.93	74.0	22.07	Peak	227.00	150	Vertical	Pass
5**	11814.187	42.59	54.0	11.41	AV	227.00	150	Vertical	Pass
6	16177.724	54.84	74.0	19.16	Peak	17.00	300	Vertical	Pass
6**	16177.724	45.20	54.0	8.80	AV	17.00	300	Vertical	Pass

11n40, U-NII-2C, 1 GHz to 18 GHz, Middle Channel, ANT H

No.	Frequency (MHz)	Results (dBuV/m)	Limit (dBuV/m)	Margin (dB)	Detector	Table (Degree)	Height (cm)	Antenna	Verdict
1	1607.300	38.61	74.0	35.39	Peak	231.00	200	Horizontal	Pass
1**	1607.300	29.03	54.0	24.97	AV	231.00	200	Horizontal	Pass
2	3600.000	50.16	68.2	18.04	Peak	0.00	400	Horizontal	Pass
2**	3600.000	40.43	--	--	AV	0.00	400	Horizontal	N/A
3	5579.400	100.97	--	--	Peak	77.00	200	Horizontal	N/A
3**	5579.400	91.74	--	--	AV	77.00	200	Horizontal	N/A
4	7552.288	49.97	74.0	24.03	Peak	329.00	200	Horizontal	Pass
4**	7552.288	39.97	54.0	14.03	AV	329.00	200	Horizontal	Pass
5	11938.675	52.48	74.0	21.52	Peak	329.00	100	Horizontal	Pass
5**	11938.675	42.46	54.0	11.54	AV	329.00	100	Horizontal	Pass
6	16099.237	54.76	74.0	19.24	Peak	334.00	100	Horizontal	Pass
6**	16099.237	45.71	54.0	8.29	AV	334.00	100	Horizontal	Pass

11n40, U-NII-2C, 1 GHz to 18 GHz, Middle Channel, ANT V

No.	Frequency (MHz)	Results (dBuV/m)	Limit (dBuV/m)	Margin (dB)	Detector	Table (Degree)	Height (cm)	Antenna	Verdict
1	1492.900	40.01	74.0	33.99	Peak	108.00	400	Vertical	Pass
1**	1492.900	29.82	54.0	24.18	AV	108.00	400	Vertical	Pass
2	3994.600	50.43	74.0	23.57	Peak	0.00	100	Vertical	Pass
2**	3994.600	40.89	54.0	13.11	AV	0.00	100	Vertical	Pass
3	5593.400	106.99	--	--	Peak	217.00	150	Vertical	N/A
3**	5593.400	97.58	--	--	AV	217.00	150	Vertical	N/A
4	7503.987	49.69	74.0	24.31	Peak	346.00	300	Vertical	Pass
4**	7503.987	41.15	54.0	12.85	AV	346.00	300	Vertical	Pass
5	11493.625	51.90	74.0	22.10	Peak	174.00	200	Vertical	Pass
5**	11493.625	42.19	54.0	11.81	AV	174.00	200	Vertical	Pass
6	15477.638	55.16	74.0	18.84	Peak	314.00	200	Vertical	Pass
6**	15477.638	45.85	54.0	8.15	AV	314.00	200	Vertical	Pass

11n40, U-NII-2C, 1 GHz to 18 GHz, High Channel, ANT H

No.	Frequency (MHz)	Results (dBuV/m)	Limit (dBuV/m)	Margin (dB)	Detector	Table (Degree)	Height (cm)	Antenna	Verdict
1	1562.900	39.05	74.0	34.95	Peak	323.00	200	Horizontal	Pass
1**	1562.900	29.12	54.0	24.88	AV	323.00	200	Horizontal	Pass
2	4234.800	50.73	74.0	23.27	Peak	55.00	400	Horizontal	Pass
2**	4234.800	40.53	54.0	13.47	AV	55.00	400	Horizontal	Pass
3	5660.000	100.90	--	--	Peak	90.00	100	Horizontal	N/A
3**	5660.000	92.08	--	--	AV	90.00	100	Horizontal	N/A
4	7600.300	50.37	74.0	23.63	Peak	330.00	300	Horizontal	Pass
4**	7600.300	39.58	54.0	14.42	AV	330.00	300	Horizontal	Pass
5	11326.012	51.79	74.0	22.21	Peak	296.00	100	Horizontal	Pass
5**	11326.012	42.80	54.0	11.20	AV	296.00	100	Horizontal	Pass
6	16132.575	54.50	74.0	19.50	Peak	314.00	300	Horizontal	Pass
6**	16132.575	46.04	54.0	7.96	AV	314.00	300	Horizontal	Pass

11n40, U-NII-2C, 1 GHz to 18 GHz, High Channel, ANT V

No.	Frequency (MHz)	Results (dBuV/m)	Limit (dBuV/m)	Margin (dB)	Detector	Table (Degree)	Height (cm)	Antenna	Verdict
1	1495.400	39.23	74.0	34.77	Peak	78.00	200	Vertical	Pass
1**	1495.400	28.92	54.0	25.08	AV	78.00	200	Vertical	Pass
2	4385.000	49.68	74.0	24.32	Peak	125.00	100	Vertical	Pass
2**	4385.000	41.29	54.0	12.71	AV	125.00	100	Vertical	Pass
3	5652.200	106.08	--	--	Peak	79.00	200	Vertical	N/A
3**	5652.200	97.52	--	--	AV	79.00	200	Vertical	N/A
4	7510.312	50.09	74.0	23.91	Peak	120.00	400	Vertical	Pass
4**	7510.312	41.79	54.0	12.21	AV	120.00	400	Vertical	Pass
5	12513.100	51.98	74.0	22.02	Peak	294.00	100	Vertical	Pass
5**	12513.100	41.52	54.0	12.48	AV	294.00	100	Vertical	Pass
6	15823.088	54.45	74.0	19.55	Peak	36.00	400	Vertical	Pass
6**	15823.088	45.91	54.0	8.09	AV	36.00	400	Vertical	Pass

11ac20, U-NII-2C, 1 GHz to 18 GHz, Low Channel, ANT H

No.	Frequency (MHz)	Results (dBuV/m)	Limit (dBuV/m)	Margin (dB)	Detector	Table (Degree)	Height (cm)	Antenna	Verdict
1	1580.700	38.76	74.0	35.24	Peak	176.00	300	Horizontal	Pass
1**	1580.700	28.62	54.0	25.38	AV	176.00	300	Horizontal	Pass
2	4018.200	50.45	74.0	23.55	Peak	337.00	300	Horizontal	Pass
2**	4018.200	39.80	54.0	14.20	AV	337.00	300	Horizontal	Pass
3	5503.800	102.38	--	--	Peak	182.00	150	Horizontal	N/A
3**	5503.800	93.41	--	--	AV	182.00	150	Horizontal	N/A
4	7620.137	49.48	74.0	24.52	Peak	139.00	100	Horizontal	Pass
4**	7620.137	41.87	54.0	12.13	AV	139.00	100	Horizontal	Pass
5	12566.000	52.31	74.0	21.69	Peak	0.00	150	Horizontal	Pass
5**	12566.000	42.09	54.0	11.91	AV	0.00	150	Horizontal	Pass
6	16095.037	55.62	74.0	18.38	Peak	314.00	300	Horizontal	Pass
6**	16095.037	45.88	54.0	8.12	AV	314.00	300	Horizontal	Pass

11ac20, U-NII-2C, 1 GHz to 18 GHz, Low Channel, ANT V

No.	Frequency (MHz)	Results (dBuV/m)	Limit (dBuV/m)	Margin (dB)	Detector	Table (Degree)	Height (cm)	Antenna	Verdict
1	1537.800	38.80	74.0	35.20	Peak	81.00	300	Vertical	Pass
1**	1537.800	28.97	54.0	25.03	AV	81.00	300	Vertical	Pass
2	4367.200	50.06	74.0	23.94	Peak	122.00	300	Vertical	Pass
2**	4367.200	40.66	54.0	13.34	AV	122.00	300	Vertical	Pass
3	5503.800	107.67	--	--	Peak	76.00	100	Vertical	N/A
3**	5503.800	98.45	--	--	AV	76.00	100	Vertical	N/A
4	7323.438	49.72	74.0	24.28	Peak	37.00	100	Vertical	Pass
4**	7323.438	40.76	54.0	13.24	AV	37.00	100	Vertical	Pass
5	11327.737	51.75	74.0	22.25	Peak	244.00	100	Vertical	Pass
5**	11327.737	42.86	54.0	11.14	AV	244.00	100	Vertical	Pass
6	15824.663	54.72	74.0	19.28	Peak	334.00	400	Vertical	Pass
6**	15824.663	45.59	54.0	8.41	AV	334.00	400	Vertical	Pass

11ac20, U-NII-2C, 1 GHz to 18 GHz, Middle Channel, ANT H

No.	Frequency (MHz)	Results (dBuV/m)	Limit (dBuV/m)	Margin (dB)	Detector	Table (Degree)	Height (cm)	Antenna	Verdict
1	1518.600	38.55	74.0	35.45	Peak	360.00	200	Horizontal	Pass
1**	1518.600	29.37	54.0	24.63	AV	360.00	200	Horizontal	Pass
2	4021.200	50.21	74.0	23.79	Peak	360.00	100	Horizontal	Pass
2**	4021.200	40.89	54.0	13.11	AV	360.00	100	Horizontal	Pass
3	5572.800	104.93	--	--	Peak	87.00	200	Horizontal	N/A
3**	5572.800	96.24	--	--	AV	87.00	200	Horizontal	N/A
4	7350.175	49.87	74.0	24.13	Peak	156.00	300	Horizontal	Pass
4**	7350.175	40.43	54.0	13.57	AV	156.00	300	Horizontal	Pass
5	11832.300	51.41	74.0	22.59	Peak	19.00	150	Horizontal	Pass
5**	11832.300	43.09	54.0	10.91	AV	19.00	150	Horizontal	Pass
6	15688.424	54.48	74.0	19.52	Peak	157.00	200	Horizontal	Pass
6**	15688.424	45.54	54.0	8.46	AV	157.00	200	Horizontal	Pass

11ac20, U-NII-2C, 1 GHz to 18 GHz, Middle Channel, ANT V

No.	Frequency (MHz)	Results (dBuV/m)	Limit (dBuV/m)	Margin (dB)	Detector	Table (Degree)	Height (cm)	Antenna	Verdict
1	1493.900	39.13	74.0	34.87	Peak	99.00	200	Vertical	Pass
1**	1493.900	29.55	54.0	24.45	AV	99.00	200	Vertical	Pass
2	4149.200	50.08	74.0	23.92	Peak	283.00	400	Vertical	Pass
2**	4149.200	39.91	54.0	14.09	AV	283.00	400	Vertical	Pass
3	5575.600	108.92	--	--	Peak	77.00	150	Vertical	N/A
3**	5575.600	100.00	--	--	AV	77.00	150	Vertical	N/A
4	7442.175	50.01	74.0	23.99	Peak	225.00	200	Vertical	Pass
4**	7442.175	40.35	54.0	13.65	AV	225.00	200	Vertical	Pass
5	12681.862	51.78	74.0	22.22	Peak	346.00	150	Vertical	Pass
5**	12681.862	40.77	54.0	13.23	AV	346.00	150	Vertical	Pass
6	16139.662	54.98	74.0	19.02	Peak	354.00	400	Vertical	Pass
6**	16139.662	45.44	54.0	8.56	AV	354.00	400	Vertical	Pass

11ac20, U-NII-2C, 1 GHz to 18 GHz, High Channel, ANT H

No.	Frequency (MHz)	Results (dBuV/m)	Limit (dBuV/m)	Margin (dB)	Detector	Table (Degree)	Height (cm)	Antenna	Verdict
1	1561.600	39.00	74.0	35.00	Peak	74.00	300	Horizontal	Pass
1**	1561.600	29.84	54.0	24.16	AV	74.00	300	Horizontal	Pass
2	4256.800	51.06	74.0	22.94	Peak	182.00	100	Horizontal	Pass
2**	4256.800	39.93	54.0	14.07	AV	182.00	100	Horizontal	Pass
3	5693.000	103.30	--	--	Peak	286.00	150	Horizontal	N/A
3**	5693.000	94.34	--	--	AV	286.00	150	Horizontal	N/A
4	7435.850	49.80	74.0	24.20	Peak	87.00	300	Horizontal	Pass
4**	7435.850	40.26	54.0	13.74	AV	87.00	300	Horizontal	Pass
5	11208.424	52.02	74.0	21.98	Peak	87.00	100	Horizontal	Pass
5**	11208.424	42.03	54.0	11.97	AV	87.00	100	Horizontal	Pass
6	15463.725	54.99	74.0	19.01	Peak	37.00	300	Horizontal	Pass
6**	15463.725	44.99	54.0	9.01	AV	37.00	300	Horizontal	Pass

11ac20, U-NII-2C, 1 GHz to 18 GHz, High Channel, ANT V

No.	Frequency (MHz)	Results (dBuV/m)	Limit (dBuV/m)	Margin (dB)	Detector	Table (Degree)	Height (cm)	Antenna	Verdict
1	1484.400	39.05	74.0	34.95	Peak	170.00	100	Vertical	Pass
1**	1484.400	29.71	54.0	24.29	AV	170.00	100	Vertical	Pass
2	4250.000	50.10	74.0	23.90	Peak	103.00	400	Vertical	Pass
2**	4250.000	39.57	54.0	14.43	AV	103.00	400	Vertical	Pass
3	5695.400	107.44	--	--	Peak	253.00	150	Vertical	N/A
3**	5695.400	99.30	--	--	AV	253.00	150	Vertical	N/A
4	7331.487	50.16	74.0	23.84	Peak	347.00	200	Vertical	Pass
4**	7331.487	40.59	54.0	13.41	AV	347.00	200	Vertical	Pass
5	11927.750	52.06	74.0	21.94	Peak	18.00	200	Vertical	Pass
5**	11927.750	42.51	54.0	11.49	AV	18.00	200	Vertical	Pass
6	15655.349	54.64	74.0	19.36	Peak	55.00	300	Vertical	Pass
6**	15655.349	45.06	54.0	8.94	AV	55.00	300	Vertical	Pass

11ac40, U-NII-2C, 1 GHz to 18 GHz, Low Channel, ANT H

No.	Frequency (MHz)	Results (dBuV/m)	Limit (dBuV/m)	Margin (dB)	Detector	Table (Degree)	Height (cm)	Antenna	Verdict
1	1599.200	39.20	74.0	34.80	Peak	0.00	400	Horizontal	Pass
1**	1599.200	29.27	54.0	24.73	AV	0.00	400	Horizontal	Pass
2	4133.600	49.95	74.0	24.05	Peak	169.00	300	Horizontal	Pass
2**	4133.600	40.27	54.0	13.73	AV	169.00	300	Horizontal	Pass
3	5509.000	101.34	--	--	Peak	98.00	200	Horizontal	N/A
3**	5509.000	92.22	--	--	AV	98.00	200	Horizontal	N/A
4	7434.988	49.45	74.0	24.55	Peak	0.00	300	Horizontal	Pass
4**	7434.988	40.81	54.0	13.19	AV	0.00	300	Horizontal	Pass
5	10920.925	51.82	74.0	22.18	Peak	172.00	150	Horizontal	Pass
5**	10920.925	42.74	54.0	11.26	AV	172.00	150	Horizontal	Pass
6	15503.362	55.02	74.0	18.98	Peak	175.00	400	Horizontal	Pass
6**	15503.362	44.92	54.0	9.08	AV	175.00	400	Horizontal	Pass

11ac40, U-NII-2C, 1 GHz to 18 GHz, Low Channel, ANT V

No.	Frequency (MHz)	Results (dBuV/m)	Limit (dBuV/m)	Margin (dB)	Detector	Table (Degree)	Height (cm)	Antenna	Verdict
1	1496.200	39.07	74.0	34.93	Peak	75.00	400	Vertical	Pass
1**	1496.200	29.38	54.0	24.62	AV	75.00	400	Vertical	Pass
2	4211.600	49.71	74.0	24.29	Peak	339.00	100	Vertical	Pass
2**	4211.600	40.72	54.0	13.28	AV	339.00	100	Vertical	Pass
3	5523.400	106.63	--	--	Peak	99.00	100	Vertical	N/A
3**	5523.400	98.44	--	--	AV	99.00	100	Vertical	N/A
4	7633.075	49.45	74.0	24.55	Peak	242.00	300	Vertical	Pass
4**	7633.075	39.85	54.0	14.15	AV	242.00	300	Vertical	Pass
5	10927.825	51.78	74.0	22.22	Peak	156.00	100	Vertical	Pass
5**	10927.825	44.13	54.0	9.87	AV	156.00	100	Vertical	Pass
6	15692.625	54.80	74.0	19.20	Peak	137.00	300	Vertical	Pass
6**	15692.625	44.97	54.0	9.03	AV	137.00	300	Vertical	Pass

11ac40, U-NII-2C, 1 GHz to 18 GHz, Middle Channel, ANT H

No.	Frequency (MHz)	Results (dBuV/m)	Limit (dBuV/m)	Margin (dB)	Detector	Table (Degree)	Height (cm)	Antenna	Verdict
1	1447.400	39.38	74.0	34.62	Peak	324.00	400	Horizontal	Pass
1**	1447.400	29.25	54.0	24.75	AV	324.00	400	Horizontal	Pass
2	4379.800	50.31	74.0	23.69	Peak	77.00	400	Horizontal	Pass
2**	4379.800	40.87	54.0	13.13	AV	77.00	400	Horizontal	Pass
3	5607.400	101.84	--	--	Peak	77.00	200	Horizontal	N/A
3**	5607.400	92.15	--	--	AV	77.00	200	Horizontal	N/A
4	7450.513	49.72	74.0	24.28	Peak	17.00	200	Horizontal	Pass
4**	7450.513	40.84	54.0	13.16	AV	17.00	200	Horizontal	Pass
5	11813.900	52.14	74.0	21.86	Peak	260.00	100	Horizontal	Pass
5**	11813.900	42.39	54.0	11.61	AV	260.00	100	Horizontal	Pass
6	16078.763	54.36	74.0	19.64	Peak	157.00	400	Horizontal	Pass
6**	16078.763	45.39	54.0	8.61	AV	157.00	400	Horizontal	Pass

11ac40, U-NII-2C, 1 GHz to 18 GHz, Middle Channel, ANT V

No.	Frequency (MHz)	Results (dBuV/m)	Limit (dBuV/m)	Margin (dB)	Detector	Table (Degree)	Height (cm)	Antenna	Verdict
1	1498.200	39.32	74.0	34.68	Peak	80.00	100	Vertical	Pass
1**	1498.200	29.29	54.0	24.71	AV	80.00	100	Vertical	Pass
2	4343.600	50.10	74.0	23.90	Peak	178.00	400	Vertical	Pass
2**	4343.600	41.44	54.0	12.56	AV	178.00	400	Vertical	Pass
3	5596.800	107.01	--	--	Peak	89.00	200	Vertical	N/A
3**	5596.800	97.98	--	--	AV	89.00	200	Vertical	N/A
4	7379.500	49.66	74.0	24.34	Peak	31.00	300	Vertical	Pass
4**	7379.500	40.20	54.0	13.80	AV	31.00	300	Vertical	Pass
5	10932.138	51.91	74.0	22.09	Peak	345.00	150	Vertical	Pass
5**	10932.138	43.12	54.0	10.88	AV	345.00	150	Vertical	Pass
6	16131.526	54.32	74.0	19.68	Peak	215.00	300	Vertical	Pass
6**	16131.526	45.17	54.0	8.83	AV	215.00	300	Vertical	Pass

11ac40, U-NII-2C, 1 GHz to 18 GHz, High Channel, ANT H

No.	Frequency (MHz)	Results (dBuV/m)	Limit (dBuV/m)	Margin (dB)	Detector	Table (Degree)	Height (cm)	Antenna	Verdict
1	1611.100	38.78	74.0	35.22	Peak	15.00	200	Horizontal	Pass
1**	1611.100	29.46	54.0	24.54	AV	15.00	200	Horizontal	Pass
2	4387.000	50.11	74.0	23.89	Peak	8.00	400	Horizontal	Pass
2**	4387.000	40.56	54.0	13.44	AV	8.00	400	Horizontal	Pass
3	5676.200	101.11	--	--	Peak	76.00	100	Horizontal	N/A
3**	5676.200	92.20	--	--	AV	76.00	100	Horizontal	N/A
4	7338.100	50.56	74.0	23.44	Peak	87.00	400	Horizontal	Pass
4**	7338.100	41.79	54.0	12.21	AV	87.00	400	Horizontal	Pass
5	11784.863	51.92	74.0	22.08	Peak	70.00	150	Horizontal	Pass
5**	11784.863	43.02	54.0	10.98	AV	70.00	150	Horizontal	Pass
6	16087.950	55.94	74.0	18.06	Peak	55.00	300	Horizontal	Pass
6**	16087.950	45.53	54.0	8.47	AV	55.00	300	Horizontal	Pass

11ac40, U-NII-2C, 1 GHz to 18 GHz, High Channel, ANT V

No.	Frequency (MHz)	Results (dBuV/m)	Limit (dBuV/m)	Margin (dB)	Detector	Table (Degree)	Height (cm)	Antenna	Verdict
1	1498.100	39.18	74.0	34.82	Peak	81.00	100	Vertical	Pass
1**	1498.100	29.50	54.0	24.50	AV	81.00	100	Vertical	Pass
2	4311.600	50.03	74.0	23.97	Peak	179.00	300	Vertical	Pass
2**	4311.600	41.10	54.0	12.90	AV	179.00	300	Vertical	Pass
3	5676.200	105.65	--	--	Peak	87.00	150	Vertical	N/A
3**	5676.200	95.63	--	--	AV	87.00	150	Vertical	N/A
4	7508.588	50.08	74.0	23.92	Peak	103.00	300	Vertical	Pass
4**	7508.588	40.21	54.0	13.79	AV	103.00	300	Vertical	Pass
5	10927.537	51.87	74.0	22.13	Peak	120.00	150	Vertical	Pass
5**	10927.537	42.83	54.0	11.17	AV	120.00	150	Vertical	Pass
6	15682.912	55.84	74.0	18.16	Peak	272.00	400	Vertical	Pass
6**	15682.912	44.98	54.0	9.02	AV	272.00	400	Vertical	Pass

11ac80, U-NII-2C, 1 GHz to 18 GHz, Low Channel, ANT H

No.	Frequency (MHz)	Results (dBuV/m)	Limit (dBuV/m)	Margin (dB)	Detector	Table (Degree)	Height (cm)	Antenna	Verdict
1	1456.200	38.78	74.0	35.22	Peak	24.00	400	Horizontal	Pass
1**	1456.200	28.97	54.0	25.03	AV	24.00	400	Horizontal	Pass
2	4284.200	50.16	74.0	23.84	Peak	20.00	200	Horizontal	Pass
2**	4284.200	41.07	54.0	12.93	AV	20.00	200	Horizontal	Pass
3	5502.400	101.39	--	--	Peak	88.00	100	Horizontal	N/A
3**	5502.400	90.05	--	--	AV	88.00	100	Horizontal	N/A
4	7625.600	49.80	74.0	24.20	Peak	313.00	400	Horizontal	Pass
4**	7625.600	40.82	54.0	13.18	AV	313.00	400	Horizontal	Pass
5	11343.263	51.90	74.0	22.10	Peak	72.00	200	Horizontal	Pass
5**	11343.263	42.50	54.0	11.50	AV	72.00	200	Horizontal	Pass
6	16095.563	54.85	74.0	19.15	Peak	15.00	100	Horizontal	Pass
6**	16095.563	45.55	54.0	8.45	AV	15.00	100	Horizontal	Pass

11ac80, U-NII-2C, 1 GHz to 18 GHz, Low Channel, ANT V

No.	Frequency (MHz)	Results (dBuV/m)	Limit (dBuV/m)	Margin (dB)	Detector	Table (Degree)	Height (cm)	Antenna	Verdict
1	1607.600	38.50	74.0	35.50	Peak	289.00	100	Vertical	Pass
1**	1607.600	29.61	54.0	24.39	AV	289.00	100	Vertical	Pass
2	4231.000	50.54	74.0	23.46	Peak	169.00	300	Vertical	Pass
2**	4231.000	40.21	54.0	13.79	AV	169.00	300	Vertical	Pass
3	5562.600	104.64	--	--	Peak	76.00	200	Vertical	N/A
3**	5562.600	95.65	--	--	AV	76.00	200	Vertical	N/A
4	7377.775	49.60	74.0	24.40	Peak	175.00	100	Vertical	Pass
4**	7377.775	40.20	54.0	13.80	AV	175.00	100	Vertical	Pass
5	11339.237	51.72	74.0	22.28	Peak	208.00	150	Vertical	Pass
5**	11339.237	42.06	54.0	11.94	AV	208.00	150	Vertical	Pass
6	15777.675	54.73	74.0	19.27	Peak	94.00	300	Vertical	Pass
6**	15777.675	43.47	54.0	10.53	AV	94.00	300	Vertical	Pass

11ac80, U-NII-2C, 1 GHz to 18 GHz, High Channel, ANT H

No.	Frequency (MHz)	Results (dBuV/m)	Limit (dBuV/m)	Margin (dB)	Detector	Table (Degree)	Height (cm)	Antenna	Verdict
1	1626.400	38.53	74.0	35.47	Peak	350.00	400	Horizontal	Pass
1**	1626.400	29.30	54.0	24.70	AV	350.00	400	Horizontal	Pass
2	4264.800	50.41	74.0	23.59	Peak	341.00	200	Horizontal	Pass
2**	4264.800	40.54	54.0	13.46	AV	341.00	200	Horizontal	Pass
3	5605.600	100.25	--	--	Peak	88.00	200	Horizontal	N/A
3**	5605.600	91.06	--	--	AV	88.00	200	Horizontal	N/A
4	7533.313	50.29	74.0	23.71	Peak	360.00	100	Horizontal	Pass
4**	7533.313	40.46	54.0	13.54	AV	360.00	100	Horizontal	Pass
5	11327.450	51.89	74.0	22.11	Peak	189.00	100	Horizontal	Pass
5**	11327.450	42.38	54.0	11.62	AV	189.00	100	Horizontal	Pass
6	15513.338	54.69	74.0	19.31	Peak	313.00	300	Horizontal	Pass
6**	15513.338	45.29	54.0	8.71	AV	313.00	300	Horizontal	Pass

11ac80, U-NII-2C, 1 GHz to 18 GHz, High Channel, ANT V

No.	Frequency (MHz)	Results (dBuV/m)	Limit (dBuV/m)	Margin (dB)	Detector	Table (Degree)	Height (cm)	Antenna	Verdict
1	1494.200	40.11	74.0	33.89	Peak	21.00	200	Vertical	Pass
1**	1494.200	29.71	54.0	24.29	AV	21.00	200	Vertical	Pass
2	4248.600	50.26	74.0	23.74	Peak	284.00	100	Vertical	Pass
2**	4248.600	40.73	54.0	13.27	AV	284.00	100	Vertical	Pass
3	5588.400	104.58	--	--	Peak	89.00	200	Vertical	N/A
3**	5588.400	94.60	--	--	AV	89.00	200	Vertical	N/A
4	7710.987	50.46	74.0	23.54	Peak	32.00	100	Vertical	Pass
4**	7710.987	40.70	54.0	13.30	AV	32.00	100	Vertical	Pass
5	11324.575	52.24	74.0	21.76	Peak	346.00	100	Vertical	Pass
5**	11324.575	42.80	54.0	11.20	AV	346.00	100	Vertical	Pass
6	16117.613	54.78	74.0	19.22	Peak	336.00	100	Vertical	Pass
6**	16117.613	44.87	54.0	9.13	AV	336.00	100	Vertical	Pass

11ax20(SU), U-NII-2C, 1 GHz to 18 GHz, Low Channel, ANT H

No.	Frequency (MHz)	Results (dBuV/m)	Limit (dBuV/m)	Margin (dB)	Detector	Table (Degree)	Height (cm)	Antenna	Verdict
1	1598.500	38.67	74.0	35.33	Peak	106.00	300	Horizontal	Pass
1**	1598.500	29.32	54.0	24.68	AV	106.00	300	Horizontal	Pass
2	4380.200	49.65	74.0	24.35	Peak	100.00	200	Horizontal	Pass
2**	4380.200	41.16	54.0	12.84	AV	100.00	200	Horizontal	Pass
3	5505.800	101.95	--	--	Peak	180.00	100	Horizontal	N/A
3**	5505.800	93.07	--	--	AV	180.00	100	Horizontal	N/A
4	7342.125	49.95	74.0	24.05	Peak	241.00	300	Horizontal	Pass
4**	7342.125	40.65	54.0	13.35	AV	241.00	300	Horizontal	Pass
5	11327.737	51.83	74.0	22.17	Peak	206.00	150	Horizontal	Pass
5**	11327.737	43.69	54.0	10.31	AV	206.00	150	Horizontal	Pass
6	15842.513	54.54	74.0	19.46	Peak	57.00	200	Horizontal	Pass
6**	15842.513	44.23	54.0	9.77	AV	57.00	200	Horizontal	Pass

11ax20(SU), U-NII-2C, 1 GHz to 18 GHz, Low Channel, ANT V

No.	Frequency (MHz)	Results (dBuV/m)	Limit (dBuV/m)	Margin (dB)	Detector	Table (Degree)	Height (cm)	Antenna	Verdict
1	1494.900	40.15	74.0	33.85	Peak	240.00	300	Vertical	Pass
1**	1494.900	29.48	54.0	24.52	AV	240.00	300	Vertical	Pass
2	4399.800	50.75	74.0	23.25	Peak	0.00	200	Vertical	Pass
2**	4399.800	42.97	54.0	11.03	AV	0.00	200	Vertical	Pass
3	5495.000	107.99	--	--	Peak	241.00	150	Vertical	N/A
3**	5495.000	96.95	--	--	AV	241.00	150	Vertical	N/A
4	7625.600	49.83	74.0	24.17	Peak	0.00	400	Vertical	Pass
4**	7625.600	39.86	54.0	14.14	AV	0.00	400	Vertical	Pass
5	12377.687	51.50	74.0	22.50	Peak	59.00	150	Vertical	Pass
5**	12377.687	41.56	54.0	12.44	AV	59.00	150	Vertical	Pass
6	15604.163	55.15	74.0	18.85	Peak	176.00	300	Vertical	Pass
6**	15604.163	44.23	54.0	9.77	AV	176.00	300	Vertical	Pass

11ax20(SU), U-NII-2C, 1 GHz to 18 GHz, Middle Channel, ANT H

No.	Frequency (MHz)	Results (dBuV/m)	Limit (dBuV/m)	Margin (dB)	Detector	Table (Degree)	Height (cm)	Antenna	Verdict
1	1560.600	38.66	74.0	35.34	Peak	150.00	100	Horizontal	Pass
1**	1560.600	29.22	54.0	24.78	AV	150.00	100	Horizontal	Pass
2	4049.200	50.46	74.0	23.54	Peak	320.00	200	Horizontal	Pass
2**	4049.200	39.75	54.0	14.25	AV	320.00	200	Horizontal	Pass
3	5584.600	105.42	--	--	Peak	100.00	100	Horizontal	N/A
3**	5584.600	95.64	--	--	AV	100.00	100	Horizontal	N/A
4	7452.525	49.80	74.0	24.20	Peak	313.00	300	Horizontal	Pass
4**	7452.525	40.49	54.0	13.51	AV	313.00	300	Horizontal	Pass
5	11333.775	51.49	74.0	22.51	Peak	294.00	150	Horizontal	Pass
5**	11333.775	42.47	54.0	11.53	AV	294.00	150	Horizontal	Pass
6	15848.813	55.15	74.0	18.85	Peak	0.00	100	Horizontal	Pass
6**	15848.813	45.48	54.0	8.52	AV	0.00	100	Horizontal	Pass

11ax20(SU), U-NII-2C, 1 GHz to 18 GHz, Middle Channel, ANT V

No.	Frequency (MHz)	Results (dBuV/m)	Limit (dBuV/m)	Margin (dB)	Detector	Table (Degree)	Height (cm)	Antenna	Verdict
1	1484.400	39.47	74.0	34.53	Peak	121.00	200	Vertical	Pass
1**	1484.400	29.28	54.0	24.72	AV	121.00	200	Vertical	Pass
2	3989.800	50.54	74.0	23.46	Peak	332.00	200	Vertical	Pass
2**	3989.800	40.42	54.0	13.58	AV	332.00	200	Vertical	Pass
3	5575.600	109.95	--	--	Peak	227.00	150	Vertical	N/A
3**	5575.600	99.34	--	--	AV	227.00	150	Vertical	N/A
4	7469.487	50.24	74.0	23.76	Peak	193.00	100	Vertical	Pass
4**	7469.487	40.18	54.0	13.82	AV	193.00	100	Vertical	Pass
5	11822.525	51.84	74.0	22.16	Peak	330.00	200	Vertical	Pass
5**	11822.525	42.54	54.0	11.46	AV	330.00	200	Vertical	Pass
6	15831.750	54.47	74.0	19.53	Peak	321.00	200	Vertical	Pass
6**	15831.750	45.18	54.0	8.82	AV	321.00	200	Vertical	Pass

11ax20(SU), U-NII-2C, 1 GHz to 18 GHz, High Channel, ANT H

No.	Frequency (MHz)	Results (dBuV/m)	Limit (dBuV/m)	Margin (dB)	Detector	Table (Degree)	Height (cm)	Antenna	Verdict
1	1500.400	38.87	74.0	35.13	Peak	120.00	200	Horizontal	Pass
1**	1500.400	29.84	54.0	24.16	AV	120.00	200	Horizontal	Pass
2	4388.600	49.82	74.0	24.18	Peak	263.00	100	Horizontal	Pass
2**	4388.600	41.11	54.0	12.89	AV	263.00	100	Horizontal	Pass
3	5705.800	104.74	--	--	Peak	228.00	100	Horizontal	N/A
3**	5705.800	94.16	--	--	AV	228.00	100	Horizontal	N/A
4	7642.850	49.97	74.0	24.03	Peak	345.00	400	Horizontal	Pass
4**	7642.850	39.47	54.0	14.53	AV	345.00	400	Horizontal	Pass
5	11327.162	52.05	74.0	21.95	Peak	118.00	150	Horizontal	Pass
5**	11327.162	42.84	54.0	11.16	AV	118.00	150	Horizontal	Pass
6	16108.162	54.66	74.0	19.34	Peak	196.00	400	Horizontal	Pass
6**	16108.162	45.24	54.0	8.76	AV	196.00	400	Horizontal	Pass

11ax20(SU), U-NII-2C, 1 GHz to 18 GHz, High Channel, ANT V

No.	Frequency (MHz)	Results (dBuV/m)	Limit (dBuV/m)	Margin (dB)	Detector	Table (Degree)	Height (cm)	Antenna	Verdict
1	1446.400	39.21	74.0	34.79	Peak	72.00	400	Vertical	Pass
1**	1446.400	29.23	54.0	24.77	AV	72.00	400	Vertical	Pass
2	4231.600	49.96	74.0	24.04	Peak	31.00	400	Vertical	Pass
2**	4231.600	40.86	54.0	13.14	AV	31.00	400	Vertical	Pass
3	5697.200	107.79	--	--	Peak	88.00	100	Vertical	N/A
3**	5697.200	98.73	--	--	AV	88.00	100	Vertical	N/A
4	7510.312	50.03	74.0	23.97	Peak	158.00	400	Vertical	Pass
4**	7510.312	40.14	54.0	13.86	AV	158.00	400	Vertical	Pass
5	11791.762	51.41	74.0	22.59	Peak	72.00	150	Vertical	Pass
5**	11791.762	41.91	54.0	12.09	AV	72.00	150	Vertical	Pass
6	16132.050	55.72	74.0	18.28	Peak	295.00	400	Vertical	Pass
6**	16132.050	45.41	54.0	8.59	AV	295.00	400	Vertical	Pass

11ax40(SU), U-NII-2C, 1 GHz to 18 GHz, Low Channel, ANT H

No.	Frequency (MHz)	Results (dBuV/m)	Limit (dBuV/m)	Margin (dB)	Detector	Table (Degree)	Height (cm)	Antenna	Verdict
1	1519.500	38.84	74.0	35.16	Peak	109.00	400	Horizontal	Pass
1**	1519.500	29.05	54.0	24.95	AV	109.00	400	Horizontal	Pass
2	3999.800	50.22	74.0	23.78	Peak	78.00	200	Horizontal	Pass
2**	3999.800	39.90	54.0	14.10	AV	78.00	200	Horizontal	Pass
3	5493.400	101.39	--	--	Peak	90.00	200	Horizontal	N/A
3**	5493.400	92.29	--	--	AV	90.00	200	Horizontal	N/A
4	7339.825	50.27	74.0	23.73	Peak	72.00	300	Horizontal	Pass
4**	7339.825	41.39	54.0	12.61	AV	72.00	300	Horizontal	Pass
5	10961.463	52.10	74.0	21.90	Peak	210.00	100	Horizontal	Pass
5**	10961.463	41.27	54.0	12.73	AV	210.00	100	Horizontal	Pass
6	15808.650	54.84	74.0	19.16	Peak	173.00	200	Horizontal	Pass
6**	15808.650	44.90	54.0	9.10	AV	173.00	200	Horizontal	Pass

11ax40(SU), U-NII-2C, 1 GHz to 18 GHz, Low Channel, ANT V

No.	Frequency (MHz)	Results (dBuV/m)	Limit (dBuV/m)	Margin (dB)	Detector	Table (Degree)	Height (cm)	Antenna	Verdict
1	1496.400	39.68	74.0	34.32	Peak	99.00	200	Vertical	Pass
1**	1496.400	30.35	54.0	23.65	AV	99.00	200	Vertical	Pass
2	3964.200	50.14	74.0	23.86	Peak	155.00	300	Vertical	Pass
2**	3964.200	40.62	54.0	13.38	AV	155.00	300	Vertical	Pass
3	5504.400	105.68	--	--	Peak	97.00	100	Vertical	N/A
3**	5504.400	96.62	--	--	AV	97.00	100	Vertical	N/A
4	7598.862	49.66	74.0	24.34	Peak	0.00	100	Vertical	Pass
4**	7598.862	40.30	54.0	13.70	AV	0.00	100	Vertical	Pass
5	11819.938	51.73	74.0	22.27	Peak	239.00	200	Vertical	Pass
5**	11819.938	42.45	54.0	11.55	AV	239.00	200	Vertical	Pass
6	16137.562	54.74	74.0	19.26	Peak	136.00	400	Vertical	Pass
6**	16137.562	45.54	54.0	8.46	AV	136.00	400	Vertical	Pass

11ax40(SU), U-NII-2C, 1 GHz to 18 GHz, Middle Channel, ANT H

No.	Frequency (MHz)	Results (dBuV/m)	Limit (dBuV/m)	Margin (dB)	Detector	Table (Degree)	Height (cm)	Antenna	Verdict
1	1490.900	39.01	74.0	34.99	Peak	93.00	400	Horizontal	Pass
1**	1490.900	29.95	54.0	24.05	AV	93.00	400	Horizontal	Pass
2	3691.800	49.83	74.0	24.17	Peak	360.00	200	Horizontal	Pass
2**	3691.800	39.40	54.0	14.60	AV	360.00	200	Horizontal	Pass
3	5578.000	102.63	--	--	Peak	89.00	200	Horizontal	N/A
3**	5578.000	92.83	--	--	AV	89.00	200	Horizontal	N/A
4	7437.287	49.83	74.0	24.17	Peak	0.00	100	Horizontal	Pass
4**	7437.287	40.90	54.0	13.10	AV	0.00	100	Horizontal	Pass
5	11958.799	51.67	74.0	22.33	Peak	294.00	200	Horizontal	Pass
5**	11958.799	42.43	54.0	11.57	AV	294.00	200	Horizontal	Pass
6	15848.025	54.46	74.0	19.54	Peak	136.00	400	Horizontal	Pass
6**	15848.025	45.65	54.0	8.35	AV	136.00	400	Horizontal	Pass

11ax40(SU), U-NII-2C, 1 GHz to 18 GHz, Middle Channel, ANT V

No.	Frequency (MHz)	Results (dBuV/m)	Limit (dBuV/m)	Margin (dB)	Detector	Table (Degree)	Height (cm)	Antenna	Verdict
1	1496.100	39.39	74.0	34.61	Peak	263.00	300	Vertical	Pass
1**	1496.100	29.63	54.0	24.37	AV	263.00	300	Vertical	Pass
2	4257.600	50.34	74.0	23.66	Peak	296.00	300	Vertical	Pass
2**	4257.600	40.32	54.0	13.68	AV	296.00	300	Vertical	Pass
3	5573.200	106.79	--	--	Peak	77.00	100	Vertical	N/A
3**	5573.200	98.32	--	--	AV	77.00	100	Vertical	N/A
4	7503.700	49.71	74.0	24.29	Peak	20.00	100	Vertical	Pass
4**	7503.700	40.86	54.0	13.14	AV	20.00	100	Vertical	Pass
5	11902.162	51.90	74.0	22.10	Peak	0.00	100	Vertical	Pass
5**	11902.162	42.01	54.0	11.99	AV	0.00	100	Vertical	Pass
6	16100.287	54.64	74.0	19.36	Peak	355.00	400	Vertical	Pass
6**	16100.287	46.21	54.0	7.79	AV	355.00	400	Vertical	Pass

11ax40(SU), U-NII-2C, 1 GHz to 18 GHz, High Channel, ANT H

No.	Frequency (MHz)	Results (dBuV/m)	Limit (dBuV/m)	Margin (dB)	Detector	Table (Degree)	Height (cm)	Antenna	Verdict
1	1452.000	40.14	74.0	33.86	Peak	331.00	200	Horizontal	Pass
1**	1452.000	28.36	54.0	25.64	AV	331.00	200	Horizontal	Pass
2	4117.600	50.10	74.0	23.90	Peak	251.00	200	Horizontal	Pass
2**	4117.600	41.42	54.0	12.58	AV	251.00	200	Horizontal	Pass
3	5652.000	101.12	--	--	Peak	216.00	200	Horizontal	N/A
3**	5652.000	92.51	--	--	AV	216.00	200	Horizontal	N/A
4	7601.163	49.80	74.0	24.20	Peak	35.00	200	Horizontal	Pass
4**	7601.163	39.76	54.0	14.24	AV	35.00	200	Horizontal	Pass
5	11928.037	52.00	74.0	22.00	Peak	208.00	200	Horizontal	Pass
5**	11928.037	42.48	54.0	11.52	AV	208.00	200	Horizontal	Pass
6	15854.850	54.95	74.0	19.05	Peak	156.00	200	Horizontal	Pass
6**	15854.850	45.62	54.0	8.38	AV	156.00	200	Horizontal	Pass

11ax40(SU), U-NII-2C, 1 GHz to 18 GHz, High Channel, ANT V

No.	Frequency (MHz)	Results (dBuV/m)	Limit (dBuV/m)	Margin (dB)	Detector	Table (Degree)	Height (cm)	Antenna	Verdict
1	1501.800	38.82	74.0	35.18	Peak	257.00	300	Vertical	Pass
1**	1501.800	29.27	54.0	24.73	AV	257.00	300	Vertical	Pass
2	3685.400	50.34	74.0	23.66	Peak	112.00	300	Vertical	Pass
2**	3685.400	40.24	54.0	13.76	AV	112.00	300	Vertical	Pass
3	5656.000	105.78	--	--	Peak	66.00	200	Vertical	N/A
3**	5656.000	97.36	--	--	AV	66.00	200	Vertical	N/A
4	7572.125	49.86	74.0	24.14	Peak	191.00	300	Vertical	Pass
4**	7572.125	40.29	54.0	13.71	AV	191.00	300	Vertical	Pass
5	12516.550	52.02	74.0	21.98	Peak	327.00	150	Vertical	Pass
5**	12516.550	42.16	54.0	11.84	AV	327.00	150	Vertical	Pass
6	15836.213	54.51	74.0	19.49	Peak	136.00	100	Vertical	Pass
6**	15836.213	44.47	54.0	9.53	AV	136.00	100	Vertical	Pass

11ax80(SU), U-NII-2C, 1 GHz to 18 GHz, Low Channel, ANT H

No.	Frequency (MHz)	Results (dBuV/m)	Limit (dBuV/m)	Margin (dB)	Detector	Table (Degree)	Height (cm)	Antenna	Verdict
1	1596.100	38.55	74.0	35.45	Peak	324.00	200	Horizontal	Pass
1**	1596.100	29.69	54.0	24.31	AV	324.00	200	Horizontal	Pass
2	3859.400	50.32	74.0	23.68	Peak	8.00	400	Horizontal	Pass
2**	3859.400	40.23	54.0	13.77	AV	8.00	400	Horizontal	Pass
3	5545.600	100.21	--	--	Peak	88.00	200	Horizontal	N/A
3**	5545.600	89.60	--	--	AV	88.00	200	Horizontal	N/A
4	7511.750	49.85	74.0	24.15	Peak	190.00	200	Horizontal	Pass
4**	7511.750	41.13	54.0	12.87	AV	190.00	200	Horizontal	Pass
5	10923.513	52.06	74.0	21.94	Peak	259.00	150	Horizontal	Pass
5**	10923.513	43.27	54.0	10.73	AV	259.00	150	Horizontal	Pass
6	15823.612	54.57	74.0	19.43	Peak	96.00	400	Horizontal	Pass
6**	15823.612	44.86	54.0	9.14	AV	96.00	400	Horizontal	Pass

11ax80(SU), U-NII-2C, 1 GHz to 18 GHz, Low Channel, ANT V

No.	Frequency (MHz)	Results (dBuV/m)	Limit (dBuV/m)	Margin (dB)	Detector	Table (Degree)	Height (cm)	Antenna	Verdict
1	1528.500	38.77	74.0	35.23	Peak	350.00	400	Vertical	Pass
1**	1528.500	29.21	54.0	24.79	AV	350.00	400	Vertical	Pass
2	4083.200	50.07	74.0	23.93	Peak	31.00	400	Vertical	Pass
2**	4083.200	40.23	54.0	13.77	AV	31.00	400	Vertical	Pass
3	5566.800	103.51	--	--	Peak	100.00	150	Vertical	N/A
3**	5566.800	94.63	--	--	AV	100.00	150	Vertical	N/A
4	7466.612	50.15	74.0	23.85	Peak	0.00	300	Vertical	Pass
4**	7466.612	40.35	54.0	13.65	AV	0.00	300	Vertical	Pass
5	11827.412	52.59	74.0	21.41	Peak	225.00	200	Vertical	Pass
5**	11827.412	43.02	54.0	10.98	AV	225.00	200	Vertical	Pass
6	15827.025	54.72	74.0	19.28	Peak	157.00	300	Vertical	Pass
6**	15827.025	45.82	54.0	8.18	AV	157.00	300	Vertical	Pass

11ax80(SU), U-NII-2C, 1 GHz to 18 GHz, High Channel, ANT H

No.	Frequency (MHz)	Results (dBuV/m)	Limit (dBuV/m)	Margin (dB)	Detector	Table (Degree)	Height (cm)	Antenna	Verdict
1	1483.300	38.99	74.0	35.01	Peak	149.00	400	Horizontal	Pass
1**	1483.300	29.57	54.0	24.43	AV	149.00	400	Horizontal	Pass
2	4153.800	50.47	74.0	23.53	Peak	158.00	100	Horizontal	Pass
2**	4153.800	40.02	54.0	13.98	AV	158.00	100	Horizontal	Pass
3	5598.000	101.04	--	--	Peak	88.00	200	Horizontal	N/A
3**	5598.000	90.24	--	--	AV	88.00	200	Horizontal	N/A
4	7504.563	49.84	74.0	24.16	Peak	190.00	300	Horizontal	Pass
4**	7504.563	41.11	54.0	12.89	AV	190.00	300	Horizontal	Pass
5	11929.763	51.72	74.0	22.28	Peak	190.00	100	Horizontal	Pass
5**	11929.763	42.72	54.0	11.28	AV	190.00	100	Horizontal	Pass
6	15633.563	54.86	74.0	19.14	Peak	237.00	300	Horizontal	Pass
6**	15633.563	44.74	54.0	9.26	AV	237.00	300	Horizontal	Pass

11ax80(SU), U-NII-2C, 1 GHz to 18 GHz, High Channel, ANT V

No.	Frequency (MHz)	Results (dBuV/m)	Limit (dBuV/m)	Margin (dB)	Detector	Table (Degree)	Height (cm)	Antenna	Verdict
1	1486.900	38.25	74.0	35.75	Peak	107.00	100	Vertical	Pass
1**	1486.900	29.58	54.0	24.42	AV	107.00	100	Vertical	Pass
2	4219.800	50.59	74.0	23.41	Peak	319.00	400	Vertical	Pass
2**	4219.800	40.43	54.0	13.57	AV	319.00	400	Vertical	Pass
3	5575.800	103.95	--	--	Peak	88.00	200	Vertical	N/A
3**	5575.800	95.92	--	--	AV	88.00	200	Vertical	N/A
4	7440.737	50.64	74.0	23.36	Peak	360.00	300	Vertical	Pass
4**	7440.737	41.54	54.0	12.46	AV	360.00	300	Vertical	Pass
5	11325.438	52.69	74.0	21.31	Peak	89.00	100	Vertical	Pass
5**	11325.438	42.87	54.0	11.13	AV	89.00	100	Vertical	Pass
6	15693.938	54.61	74.0	19.39	Peak	37.00	100	Vertical	Pass
6**	15693.938	45.20	54.0	8.80	AV	37.00	100	Vertical	Pass

11a, U-NII-3, 1 GHz to 18 GHz, Low Channel, ANT H

No.	Frequency (MHz)	Results (dBuV/m)	Limit (dBuV/m)	Margin (dB)	Detector	Table (Degree)	Height (cm)	Antenna	Verdict
1	1596.400	38.77	74.0	35.23	Peak	360.00	200	Horizontal	Pass
1**	1596.400	30.22	54.0	23.78	AV	360.00	200	Horizontal	Pass
2	4229.000	50.35	74.0	23.65	Peak	316.00	100	Horizontal	Pass
2**	4229.000	42.39	54.0	11.61	AV	316.00	100	Horizontal	Pass
3	5746.200	104.02	--	--	Peak	64.00	100	Horizontal	N/A
3**	5746.200	95.40	--	--	AV	64.00	100	Horizontal	N/A
4	7501.687	49.54	74.0	24.46	Peak	102.00	400	Horizontal	Pass
4**	7501.687	41.37	54.0	12.63	AV	102.00	400	Horizontal	Pass
5	11334.638	52.23	74.0	21.77	Peak	292.00	150	Horizontal	Pass
5**	11334.638	42.31	54.0	11.69	AV	292.00	150	Horizontal	Pass
6	15843.562	54.98	74.0	19.02	Peak	204.00	200	Horizontal	Pass
6**	15843.562	45.56	54.0	8.44	AV	204.00	200	Horizontal	Pass

11a, U-NII-3, 1 GHz to 18 GHz, Low Channel, ANT V

No.	Frequency (MHz)	Results (dBuV/m)	Limit (dBuV/m)	Margin (dB)	Detector	Table (Degree)	Height (cm)	Antenna	Verdict
1	1490.200	38.64	74.0	35.36	Peak	162.00	400	Vertical	Pass
1**	1490.200	29.78	54.0	24.22	AV	162.00	400	Vertical	Pass
2	4345.000	49.57	74.0	24.43	Peak	113.00	400	Vertical	Pass
2**	4345.000	40.63	54.0	13.37	AV	113.00	400	Vertical	Pass
3	5742.000	107.90	--	--	Peak	88.00	150	Vertical	N/A
3**	5742.000	98.46	--	--	AV	88.00	150	Vertical	N/A
4	7338.100	49.72	74.0	24.28	Peak	136.00	200	Vertical	Pass
4**	7338.100	41.00	54.0	13.00	AV	136.00	200	Vertical	Pass
5	10931.849	52.90	74.0	21.10	Peak	292.00	100	Vertical	Pass
5**	10931.849	42.78	54.0	11.22	AV	292.00	100	Vertical	Pass
6	16096.874	54.65	74.0	19.35	Peak	0.00	400	Vertical	Pass
6**	16096.874	45.27	54.0	8.73	AV	0.00	400	Vertical	Pass

11a, U-NII-3, 1 GHz to 18 GHz, Middle Channel, ANT H

No.	Frequency (MHz)	Results (dBuV/m)	Limit (dBuV/m)	Margin (dB)	Detector	Table (Degree)	Height (cm)	Antenna	Verdict
1	1451.000	39.25	74.0	34.75	Peak	126.00	300	Horizontal	Pass
1**	1451.000	29.37	54.0	24.63	AV	126.00	300	Horizontal	Pass
2	4387.600	50.05	74.0	23.95	Peak	215.00	400	Horizontal	Pass
2**	4387.600	42.01	54.0	11.99	AV	215.00	400	Horizontal	Pass
3	5786.800	102.56	--	--	Peak	227.00	100	Horizontal	N/A
3**	5786.800	94.49	--	--	AV	227.00	100	Horizontal	N/A
4	7615.538	50.38	74.0	23.62	Peak	208.00	400	Horizontal	Pass
4**	7615.538	41.77	54.0	12.23	AV	208.00	400	Horizontal	Pass
5	11482.700	52.00	74.0	22.00	Peak	310.00	150	Horizontal	Pass
5**	11482.700	42.10	54.0	11.90	AV	310.00	150	Horizontal	Pass
6	15815.737	54.68	74.0	19.32	Peak	275.00	150	Horizontal	Pass
6**	15815.737	45.79	54.0	8.21	AV	275.00	150	Horizontal	Pass

11a, U-NII-3, 1 GHz to 18 GHz, Middle Channel, ANT V

No.	Frequency (MHz)	Results (dBuV/m)	Limit (dBuV/m)	Margin (dB)	Detector	Table (Degree)	Height (cm)	Antenna	Verdict
1	1606.500	38.94	74.0	35.06	Peak	360.00	100	Vertical	Pass
1**	1606.500	29.09	54.0	24.91	AV	360.00	100	Vertical	Pass
2	3895.400	51.00	74.0	23.00	Peak	317.00	100	Vertical	Pass
2**	3895.400	40.19	54.0	13.81	AV	317.00	100	Vertical	Pass
3	5781.200	108.10	--	--	Peak	88.00	150	Vertical	N/A
3**	5781.200	100.26	--	--	AV	88.00	150	Vertical	N/A
4	7446.775	49.75	74.0	24.25	Peak	360.00	100	Vertical	Pass
4**	7446.775	41.35	54.0	12.65	AV	360.00	100	Vertical	Pass
5	11320.838	51.56	74.0	22.44	Peak	294.00	100	Vertical	Pass
5**	11320.838	42.44	54.0	11.56	AV	294.00	100	Vertical	Pass
6	16098.450	55.73	74.0	18.27	Peak	178.00	400	Vertical	Pass
6**	16098.450	45.97	54.0	8.03	AV	178.00	400	Vertical	Pass

11a, U-NII-3, 1 GHz to 18 GHz, High Channel, ANT H

No.	Frequency (MHz)	Results (dBuV/m)	Limit (dBuV/m)	Margin (dB)	Detector	Table (Degree)	Height (cm)	Antenna	Verdict
1	1537.300	39.20	74.0	34.80	Peak	99.00	200	Horizontal	Pass
1**	1537.300	29.52	54.0	24.48	AV	99.00	200	Horizontal	Pass
2	3957.600	50.35	74.0	23.65	Peak	310.00	200	Horizontal	Pass
2**	3957.600	40.88	54.0	13.12	AV	310.00	200	Horizontal	Pass
3	5827.200	103.65	--	--	Peak	264.00	100	Horizontal	N/A
3**	5827.200	95.87	--	--	AV	264.00	100	Horizontal	N/A
4	7337.238	50.62	74.0	23.38	Peak	191.00	400	Horizontal	Pass
4**	7337.238	40.76	54.0	13.24	AV	191.00	400	Horizontal	Pass
5	11821.088	51.70	74.0	22.30	Peak	119.00	150	Horizontal	Pass
5**	11821.088	41.72	54.0	12.28	AV	119.00	150	Horizontal	Pass
6	15846.450	54.63	74.0	19.37	Peak	199.00	100	Horizontal	Pass
6**	15846.450	45.38	54.0	8.62	AV	199.00	100	Horizontal	Pass

11a, U-NII-3, 1 GHz to 18 GHz, High Channel, ANT V

No.	Frequency (MHz)	Results (dBuV/m)	Limit (dBuV/m)	Margin (dB)	Detector	Table (Degree)	Height (cm)	Antenna	Verdict
1	1497.000	39.10	74.0	34.90	Peak	60.00	300	Vertical	Pass
1**	1497.000	30.54	54.0	23.46	AV	60.00	300	Vertical	Pass
2	4234.000	50.45	74.0	23.55	Peak	356.00	100	Vertical	Pass
2**	4234.000	40.79	54.0	13.21	AV	356.00	100	Vertical	Pass
3	5827.200	108.12	--	--	Peak	91.00	150	Vertical	N/A
3**	5827.200	101.25	--	--	AV	91.00	150	Vertical	N/A
4	7503.700	50.34	74.0	23.66	Peak	155.00	300	Vertical	Pass
4**	7503.700	41.63	54.0	12.37	AV	155.00	300	Vertical	Pass
5	10925.525	52.16	74.0	21.84	Peak	292.00	150	Vertical	Pass
5**	10925.525	43.54	54.0	10.46	AV	292.00	150	Vertical	Pass
6	15610.988	54.75	74.0	19.25	Peak	276.00	400	Vertical	Pass
6**	15610.988	45.35	54.0	8.65	AV	276.00	400	Vertical	Pass

11n20, U-NII-3, 1 GHz to 18 GHz, Low Channel, ANT H

No.	Frequency (MHz)	Results (dBuV/m)	Limit (dBuV/m)	Margin (dB)	Detector	Table (Degree)	Height (cm)	Antenna	Verdict
1	1598.900	39.31	74.0	34.69	Peak	4.00	400	Horizontal	Pass
1**	1598.900	28.93	54.0	25.07	AV	4.00	400	Horizontal	Pass
2	3957.600	50.60	74.0	23.40	Peak	8.00	200	Horizontal	Pass
2**	3957.600	40.64	54.0	13.36	AV	8.00	200	Horizontal	Pass
3	5752.000	103.25	--	--	Peak	239.00	200	Horizontal	N/A
3**	5752.000	94.99	--	--	AV	239.00	200	Horizontal	N/A
4	7494.788	49.96	74.0	24.04	Peak	4.00	200	Horizontal	Pass
4**	7494.788	40.18	54.0	13.82	AV	4.00	200	Horizontal	Pass
5	10922.651	51.77	74.0	22.23	Peak	74.00	100	Horizontal	Pass
5**	10922.651	42.99	54.0	11.01	AV	74.00	100	Horizontal	Pass
6	15814.688	54.43	74.0	19.57	Peak	57.00	200	Horizontal	Pass
6**	15814.688	45.05	54.0	8.95	AV	57.00	200	Horizontal	Pass

11n20, U-NII-3, 1 GHz to 18 GHz, Low Channel, ANT V

No.	Frequency (MHz)	Results (dBuV/m)	Limit (dBuV/m)	Margin (dB)	Detector	Table (Degree)	Height (cm)	Antenna	Verdict
1	1504.400	39.40	74.0	34.60	Peak	183.00	400	Vertical	Pass
1**	1504.400	30.01	54.0	23.99	AV	183.00	400	Vertical	Pass
2	4359.000	50.27	74.0	23.73	Peak	8.00	100	Vertical	Pass
2**	4359.000	40.23	54.0	13.77	AV	8.00	100	Vertical	Pass
3	5742.600	108.64	--	--	Peak	100.00	150	Vertical	N/A
3**	5742.600	98.40	--	--	AV	100.00	150	Vertical	N/A
4	7624.163	49.30	74.0	24.70	Peak	52.00	200	Vertical	Pass
4**	7624.163	40.56	54.0	13.44	AV	52.00	200	Vertical	Pass
5	11322.563	52.21	74.0	21.79	Peak	346.00	100	Vertical	Pass
5**	11322.563	42.60	54.0	11.40	AV	346.00	100	Vertical	Pass
6	15811.800	54.76	74.0	19.24	Peak	235.00	200	Vertical	Pass
6**	15811.800	45.47	54.0	8.53	AV	235.00	200	Vertical	Pass

11n20, U-NII-3, 1 GHz to 18 GHz, Middle Channel, ANT H

No.	Frequency (MHz)	Results (dBuV/m)	Limit (dBuV/m)	Margin (dB)	Detector	Table (Degree)	Height (cm)	Antenna	Verdict
1	1534.600	38.48	74.0	35.52	Peak	138.00	400	Horizontal	Pass
1**	1534.600	30.03	54.0	23.97	AV	138.00	400	Horizontal	Pass
2	4144.200	50.70	74.0	23.30	Peak	66.00	400	Horizontal	Pass
2**	4144.200	40.92	54.0	13.08	AV	66.00	400	Horizontal	Pass
3	5781.400	103.16	--	--	Peak	226.00	200	Horizontal	Pass
3**	5781.400	95.31	--	--	AV	226.00	200	Horizontal	N/A
4	7304.750	50.71	74.0	23.29	Peak	1.00	100	Horizontal	Pass
4**	7304.750	40.55	54.0	13.45	AV	1.00	100	Horizontal	Pass
5	11892.100	52.01	74.0	21.99	Peak	34.00	100	Horizontal	Pass
5**	11892.100	41.52	54.0	12.48	AV	34.00	100	Horizontal	Pass
6	16133.888	55.48	74.0	18.52	Peak	136.00	100	Horizontal	Pass
6**	16133.888	45.80	54.0	8.20	AV	136.00	100	Horizontal	Pass

11n20, U-NII-3, 1 GHz to 18 GHz, Middle Channel, ANT V

No.	Frequency (MHz)	Results (dBuV/m)	Limit (dBuV/m)	Margin (dB)	Detector	Table (Degree)	Height (cm)	Antenna	Verdict
1	1483.200	38.92	74.0	35.08	Peak	65.00	300	Vertical	Pass
1**	1483.200	29.10	54.0	24.90	AV	65.00	300	Vertical	Pass
2	4377.600	50.64	74.0	23.36	Peak	304.00	200	Vertical	Pass
2**	4377.600	41.25	54.0	12.75	AV	304.00	200	Vertical	Pass
3	5782.200	108.01	--	--	Peak	88.00	200	Vertical	N/A
3**	5782.200	99.63	--	--	AV	88.00	200	Vertical	N/A
4	7337.525	50.04	74.0	23.96	Peak	345.00	400	Vertical	Pass
4**	7337.525	41.23	54.0	12.77	AV	345.00	400	Vertical	Pass
5	12598.776	51.55	74.0	22.45	Peak	0.00	150	Vertical	Pass
5**	12598.776	41.60	54.0	12.40	AV	0.00	150	Vertical	Pass
6	16114.987	54.59	74.0	19.41	Peak	316.00	200	Vertical	Pass
6**	16114.987	45.21	54.0	8.79	AV	316.00	200	Vertical	Pass

11n20, U-NII-3, 1 GHz to 18 GHz, High Channel, ANT H

No.	Frequency (MHz)	Results (dBuV/m)	Limit (dBuV/m)	Margin (dB)	Detector	Table (Degree)	Height (cm)	Antenna	Verdict
1	1597.700	39.28	74.0	34.72	Peak	125.00	100	Horizontal	Pass
1**	1597.700	30.08	54.0	23.92	AV	125.00	100	Horizontal	Pass
2	4117.800	50.85	74.0	23.15	Peak	112.00	200	Horizontal	Pass
2**	4117.800	41.66	54.0	12.34	AV	112.00	200	Horizontal	Pass
3	5830.600	103.53	--	--	Peak	261.00	200	Horizontal	N/A
3**	5830.600	96.53	--	--	AV	261.00	200	Horizontal	N/A
4	7503.700	50.09	74.0	23.91	Peak	84.00	400	Horizontal	Pass
4**	7503.700	40.53	54.0	13.47	AV	84.00	400	Horizontal	Pass
5	11786.013	51.81	74.0	22.19	Peak	13.00	200	Horizontal	Pass
5**	11786.013	41.65	54.0	12.35	AV	13.00	200	Horizontal	Pass
6	15523.049	54.97	74.0	19.03	Peak	298.00	300	Horizontal	Pass
6**	15523.049	45.41	54.0	8.59	AV	298.00	300	Horizontal	Pass

11n20, U-NII-3, 1 GHz to 18 GHz, High Channel, ANT V

No.	Frequency (MHz)	Results (dBuV/m)	Limit (dBuV/m)	Margin (dB)	Detector	Table (Degree)	Height (cm)	Antenna	Verdict
1	1445.200	38.94	74.0	35.06	Peak	360.00	200	Vertical	Pass
1**	1445.200	28.77	54.0	25.23	AV	360.00	200	Vertical	Pass
2	4376.000	50.18	74.0	23.82	Peak	343.00	400	Vertical	Pass
2**	4376.000	41.07	54.0	12.93	AV	343.00	400	Vertical	Pass
3	5830.400	107.81	--	--	Peak	89.00	200	Vertical	N/A
3**	5830.400	100.43	--	--	AV	89.00	200	Vertical	N/A
4	7450.800	50.23	74.0	23.77	Peak	40.00	100	Vertical	Pass
4**	7450.800	40.42	54.0	13.58	AV	40.00	100	Vertical	Pass
5	11320.838	51.80	74.0	22.20	Peak	40.00	100	Vertical	Pass
5**	11320.838	42.15	54.0	11.85	AV	40.00	100	Vertical	Pass
6	15526.200	54.55	74.0	19.45	Peak	79.00	300	Vertical	Pass
6**	15526.200	45.87	54.0	8.13	AV	79.00	300	Vertical	Pass

11n40, U-NII-3, 1 GHz to 18 GHz, Low Channel, ANT H

No.	Frequency (MHz)	Results (dBuV/m)	Limit (dBuV/m)	Margin (dB)	Detector	Table (Degree)	Height (cm)	Antenna	Verdict
1	1504.600	39.22	74.0	34.78	Peak	70.00	300	Horizontal	Pass
1**	1504.600	29.97	54.0	24.03	AV	70.00	300	Horizontal	Pass
2	4389.200	50.03	74.0	23.97	Peak	360.00	300	Horizontal	Pass
2**	4389.200	41.50	54.0	12.50	AV	360.00	300	Horizontal	Pass
3	5751.200	100.19	--	--	Peak	89.00	200	Horizontal	N/A
3**	5751.200	92.11	--	--	AV	89.00	200	Horizontal	N/A
4	7616.975	50.10	74.0	23.90	Peak	172.00	200	Horizontal	Pass
4**	7616.975	41.05	54.0	12.95	AV	172.00	200	Horizontal	Pass
5	10917.763	51.78	74.0	22.22	Peak	70.00	150	Horizontal	Pass
5**	10917.763	43.34	54.0	10.66	AV	70.00	150	Horizontal	Pass
6	16097.138	54.95	74.0	19.05	Peak	159.00	300	Horizontal	Pass
6**	16097.138	45.78	54.0	8.22	AV	159.00	300	Horizontal	Pass

11n40, U-NII-3, 1 GHz to 18 GHz, Low Channel, ANT V

No.	Frequency (MHz)	Results (dBuV/m)	Limit (dBuV/m)	Margin (dB)	Detector	Table (Degree)	Height (cm)	Antenna	Verdict
1	1501.800	39.10	74.0	34.90	Peak	110.00	400	Vertical	Pass
1**	1501.800	29.48	54.0	24.52	AV	110.00	400	Vertical	Pass
2	3991.200	49.85	74.0	24.15	Peak	194.00	100	Vertical	Pass
2**	3991.200	40.28	54.0	13.72	AV	194.00	100	Vertical	Pass
3	5739.400	104.84	--	--	Peak	91.00	200	Vertical	N/A
3**	5739.400	97.52	--	--	AV	91.00	200	Vertical	N/A
4	7505.138	49.88	74.0	24.12	Peak	107.00	300	Vertical	Pass
4**	7505.138	40.44	54.0	13.56	AV	107.00	300	Vertical	Pass
5	11950.750	51.44	74.0	22.56	Peak	346.00	200	Vertical	Pass
5**	11950.750	42.09	54.0	11.91	AV	346.00	200	Vertical	Pass
6	15465.300	54.77	74.0	19.23	Peak	134.00	200	Vertical	Pass
6**	15465.300	44.34	54.0	9.66	AV	134.00	200	Vertical	Pass

11n40, U-NII-3, 1 GHz to 18 GHz, High Channel, ANT H

No.	Frequency (MHz)	Results (dBuV/m)	Limit (dBuV/m)	Margin (dB)	Detector	Table (Degree)	Height (cm)	Antenna	Verdict
1	1488.700	39.52	74.0	34.48	Peak	86.00	400	Horizontal	Pass
1**	1488.700	30.33	54.0	23.67	AV	86.00	400	Horizontal	Pass
2	4380.000	50.59	74.0	23.41	Peak	262.00	200	Horizontal	Pass
2**	4380.000	41.27	54.0	12.73	AV	262.00	200	Horizontal	Pass
3	5810.200	100.32	--	--	Peak	90.00	200	Horizontal	N/A
3**	5810.200	92.44	--	--	AV	90.00	200	Horizontal	N/A
4	7458.850	49.86	74.0	24.14	Peak	120.00	300	Horizontal	Pass
4**	7458.850	40.31	54.0	13.69	AV	120.00	300	Horizontal	Pass
5	11322.276	51.91	74.0	22.09	Peak	328.00	200	Horizontal	Pass
5**	11322.276	42.74	54.0	11.26	AV	328.00	200	Horizontal	Pass
6	15835.950	55.37	74.0	18.63	Peak	313.00	400	Horizontal	Pass
6**	15835.950	45.59	54.0	8.41	AV	313.00	400	Horizontal	Pass

11n40, U-NII-3, 1 GHz to 18 GHz, High Channel, ANT V

No.	Frequency (MHz)	Results (dBuV/m)	Limit (dBuV/m)	Margin (dB)	Detector	Table (Degree)	Height (cm)	Antenna	Verdict
1	1449.600	39.02	74.0	34.98	Peak	111.00	400	Vertical	Pass
1**	1449.600	29.32	54.0	24.68	AV	111.00	400	Vertical	Pass
2	3991.000	50.46	74.0	23.54	Peak	190.00	400	Vertical	Pass
2**	3991.000	39.68	54.0	14.32	AV	190.00	400	Vertical	Pass
3	5782.000	105.01	--	--	Peak	89.00	200	Vertical	N/A
3**	5782.000	96.82	--	--	AV	89.00	200	Vertical	N/A
4	7429.525	49.86	74.0	24.14	Peak	328.00	200	Vertical	Pass
4**	7429.525	41.09	54.0	12.91	AV	328.00	200	Vertical	Pass
5	12430.300	51.97	74.0	22.03	Peak	328.00	150	Vertical	Pass
5**	12430.300	41.84	54.0	12.16	AV	328.00	150	Vertical	Pass
6	16089.000	54.44	74.0	19.56	Peak	157.00	200	Vertical	Pass
6**	16089.000	45.20	54.0	8.80	AV	157.00	200	Vertical	Pass

11ac20, U-NII-3, 1 GHz to 18 GHz, Low Channel, ANT H

No.	Frequency (MHz)	Results (dBuV/m)	Limit (dBuV/m)	Margin (dB)	Detector	Table (Degree)	Height (cm)	Antenna	Verdict
1	1500.900	38.78	74.0	35.22	Peak	108.00	200	Horizontal	Pass
1**	1500.900	30.41	54.0	23.59	AV	108.00	200	Horizontal	Pass
2	4232.000	50.66	74.0	23.34	Peak	168.00	100	Horizontal	Pass
2**	4232.000	40.88	54.0	13.12	AV	168.00	100	Horizontal	Pass
3	5747.800	103.24	--	--	Peak	236.00	200	Horizontal	N/A
3**	5747.800	96.09	--	--	AV	236.00	200	Horizontal	N/A
4	7336.088	49.64	74.0	24.36	Peak	88.00	400	Horizontal	Pass
4**	7336.088	40.34	54.0	13.66	AV	88.00	400	Horizontal	Pass
5	10920.637	52.23	74.0	21.77	Peak	157.00	200	Horizontal	Pass
5**	10920.637	42.90	54.0	11.10	AV	157.00	200	Horizontal	Pass
6	15703.125	54.81	74.0	19.19	Peak	136.00	400	Horizontal	Pass
6**	15703.125	44.51	54.0	9.49	AV	136.00	400	Horizontal	Pass

11ac20, U-NII-3, 1 GHz to 18 GHz, Low Channel, ANT V

No.	Frequency (MHz)	Results (dBuV/m)	Limit (dBuV/m)	Margin (dB)	Detector	Table (Degree)	Height (cm)	Antenna	Verdict
1	1501.500	39.05	74.0	34.95	Peak	0.00	200	Vertical	Pass
1**	1501.500	29.57	54.0	24.43	AV	0.00	200	Vertical	Pass
2	4210.000	50.23	74.0	23.77	Peak	86.00	100	Vertical	Pass
2**	4210.000	40.77	54.0	13.23	AV	86.00	100	Vertical	Pass
3	5737.800	106.69	--	--	Peak	236.00	150	Vertical	N/A
3**	5737.800	99.27	--	--	AV	236.00	150	Vertical	N/A
4	7317.687	50.01	74.0	23.99	Peak	99.00	300	Vertical	Pass
4**	7317.687	40.76	54.0	13.24	AV	99.00	300	Vertical	Pass
5	11325.725	52.19	74.0	21.81	Peak	360.00	150	Vertical	Pass
5**	11325.725	43.16	54.0	10.84	AV	360.00	150	Vertical	Pass
6	15514.387	54.53	74.0	19.47	Peak	128.00	100	Vertical	Pass
6**	15514.387	45.72	54.0	8.28	AV	128.00	100	Vertical	Pass

11ac20, U-NII-3, 1 GHz to 18 GHz, Middle Channel, ANT H

No.	Frequency (MHz)	Results (dBuV/m)	Limit (dBuV/m)	Margin (dB)	Detector	Table (Degree)	Height (cm)	Antenna	Verdict
1	1606.400	38.91	74.0	35.09	Peak	360.00	200	Horizontal	Pass
1**	1606.400	29.60	54.0	24.40	AV	360.00	200	Horizontal	Pass
2	4062.600	50.32	74.0	23.68	Peak	158.00	200	Horizontal	Pass
2**	4062.600	40.00	54.0	14.00	AV	158.00	200	Horizontal	Pass
3	5783.000	103.16	--	--	Peak	238.00	150	Horizontal	N/A
3**	5783.000	95.92	--	--	AV	238.00	150	Horizontal	N/A
4	7510.600	50.18	74.0	23.82	Peak	52.00	100	Horizontal	Pass
4**	7510.600	40.56	54.0	13.44	AV	52.00	100	Horizontal	Pass
5	11328.026	51.97	74.0	22.03	Peak	105.00	100	Horizontal	Pass
5**	11328.026	43.55	54.0	10.45	AV	105.00	100	Horizontal	Pass
6	16132.838	55.43	74.0	18.57	Peak	354.00	400	Horizontal	Pass
6**	16132.838	45.57	54.0	8.43	AV	354.00	400	Horizontal	Pass

11ac20, U-NII-3, 1 GHz to 18 GHz, Middle Channel, ANT V

No.	Frequency (MHz)	Results (dBuV/m)	Limit (dBuV/m)	Margin (dB)	Detector	Table (Degree)	Height (cm)	Antenna	Verdict
1	1514.300	39.46	74.0	34.54	Peak	78.00	100	Vertical	Pass
1**	1514.300	29.39	54.0	24.61	AV	78.00	100	Vertical	Pass
2	4258.200	49.95	74.0	24.05	Peak	168.00	400	Vertical	Pass
2**	4258.200	40.19	54.0	13.81	AV	168.00	400	Vertical	Pass
3	5782.000	108.07	--	--	Peak	87.00	150	Vertical	N/A
3**	5782.000	99.45	--	--	AV	87.00	150	Vertical	N/A
4	7462.587	50.95	74.0	23.05	Peak	15.00	200	Vertical	Pass
4**	7462.587	40.51	54.0	13.49	AV	15.00	200	Vertical	Pass
5	11899.575	51.72	74.0	22.28	Peak	101.00	150	Vertical	Pass
5**	11899.575	42.54	54.0	11.46	AV	101.00	150	Vertical	Pass
6	15468.975	54.68	74.0	19.32	Peak	337.00	100	Vertical	Pass
6**	15468.975	44.85	54.0	9.15	AV	337.00	100	Vertical	Pass

11ac20, U-NII-3, 1 GHz to 18 GHz, High Channel, ANT H

No.	Frequency (MHz)	Results (dBuV/m)	Limit (dBuV/m)	Margin (dB)	Detector	Table (Degree)	Height (cm)	Antenna	Verdict
1	1480.000	39.13	74.0	34.87	Peak	360.00	200	Horizontal	Pass
1**	1480.000	29.10	54.0	24.90	AV	360.00	200	Horizontal	Pass
2	4368.600	50.40	74.0	23.60	Peak	90.00	300	Horizontal	Pass
2**	4368.600	40.83	54.0	13.17	AV	90.00	300	Horizontal	Pass
3	5832.800	103.77	--	--	Peak	230.00	200	Horizontal	N/A
3**	5832.800	95.75	--	--	AV	230.00	200	Horizontal	N/A
4	7449.650	51.13	74.0	22.87	Peak	249.00	400	Horizontal	Pass
4**	7449.650	42.21	54.0	11.79	AV	249.00	400	Horizontal	Pass
5	11336.362	51.92	74.0	22.08	Peak	0.00	150	Horizontal	Pass
5**	11336.362	43.61	54.0	10.39	AV	0.00	150	Horizontal	Pass
6	15830.963	54.63	74.0	19.37	Peak	170.00	400	Horizontal	Pass
6**	15830.963	45.02	54.0	8.98	AV	170.00	400	Horizontal	Pass

11ac20, U-NII-3, 1 GHz to 18 GHz, High Channel, ANT V

No.	Frequency (MHz)	Results (dBuV/m)	Limit (dBuV/m)	Margin (dB)	Detector	Table (Degree)	Height (cm)	Antenna	Verdict
1	1561.900	39.26	74.0	34.74	Peak	88.00	300	Vertical	Pass
1**	1561.900	29.59	54.0	24.41	AV	88.00	300	Vertical	Pass
2	4397.200	50.17	74.0	23.83	Peak	54.00	100	Vertical	Pass
2**	4397.200	40.28	54.0	13.72	AV	54.00	100	Vertical	Pass
3	5830.000	107.75	--	--	Peak	88.00	100	Vertical	N/A
3**	5830.000	100.05	--	--	AV	88.00	100	Vertical	N/A
4	7626.462	49.79	74.0	24.21	Peak	72.00	200	Vertical	Pass
4**	7626.462	41.49	54.0	12.51	AV	72.00	200	Vertical	Pass
5	11321.125	52.46	74.0	21.54	Peak	243.00	150	Vertical	Pass
5**	11321.125	41.91	54.0	12.09	AV	243.00	150	Vertical	Pass
6	16120.762	54.81	74.0	19.19	Peak	37.00	100	Vertical	Pass
6**	16120.762	44.99	54.0	9.01	AV	37.00	100	Vertical	Pass

11ac40, U-NII-3, 1 GHz to 18 GHz, Low Channel, ANT H

No.	Frequency (MHz)	Results (dBuV/m)	Limit (dBuV/m)	Margin (dB)	Detector	Table (Degree)	Height (cm)	Antenna	Verdict
1	1488.400	39.40	74.0	34.60	Peak	360.00	400	Horizontal	Pass
1**	1488.400	29.82	54.0	24.18	AV	360.00	400	Horizontal	Pass
2	4372.000	50.54	74.0	23.46	Peak	80.00	400	Horizontal	Pass
2**	4372.000	40.32	54.0	13.68	AV	80.00	400	Horizontal	Pass
3	5758.400	100.89	--	--	Peak	229.00	200	Horizontal	N/A
3**	5758.400	91.83	--	--	AV	229.00	200	Horizontal	N/A
4	7491.625	49.89	74.0	24.11	Peak	0.00	100	Horizontal	Pass
4**	7491.625	40.22	54.0	13.78	AV	0.00	100	Horizontal	Pass
5	11326.012	52.20	74.0	21.80	Peak	33.00	150	Horizontal	Pass
5**	11326.012	42.74	54.0	11.26	AV	33.00	150	Horizontal	Pass
6	16178.250	54.00	74.0	20.00	Peak	38.00	200	Horizontal	Pass
6**	16178.250	44.09	54.0	9.91	AV	38.00	200	Horizontal	Pass

11ac40, U-NII-3, 1 GHz to 18 GHz, Low Channel, ANT V

No.	Frequency (MHz)	Results (dBuV/m)	Limit (dBuV/m)	Margin (dB)	Detector	Table (Degree)	Height (cm)	Antenna	Verdict
1	1565.400	38.80	74.0	35.20	Peak	342.00	100	Vertical	Pass
1**	1565.400	29.33	54.0	24.67	AV	342.00	100	Vertical	Pass
2	3738.000	50.60	74.0	23.40	Peak	87.00	400	Vertical	Pass
2**	3738.000	40.65	54.0	13.35	AV	87.00	400	Vertical	Pass
3	5738.800	104.68	--	--	Peak	87.00	200	Vertical	N/A
3**	5738.800	96.50	--	--	AV	87.00	200	Vertical	N/A
4	7508.300	49.56	74.0	24.44	Peak	0.00	300	Vertical	Pass
4**	7508.300	41.72	54.0	12.28	AV	0.00	300	Vertical	Pass
5	10930.987	51.69	74.0	22.31	Peak	154.00	200	Vertical	Pass
5**	10930.987	42.32	54.0	11.68	AV	154.00	200	Vertical	Pass
6	15478.162	54.55	74.0	19.45	Peak	238.00	150	Vertical	Pass
6**	15478.162	45.74	54.0	8.26	AV	238.00	150	Vertical	Pass

11ac40, U-NII-3, 1 GHz to 18 GHz, High Channel, ANT H

No.	Frequency (MHz)	Results (dBuV/m)	Limit (dBuV/m)	Margin (dB)	Detector	Table (Degree)	Height (cm)	Antenna	Verdict
1	1488.900	38.58	74.0	35.42	Peak	286.00	200	Horizontal	Pass
1**	1488.900	29.92	54.0	24.08	AV	286.00	200	Horizontal	Pass
2	4294.400	50.21	74.0	23.79	Peak	0.00	400	Horizontal	Pass
2**	4294.400	40.37	54.0	13.63	AV	0.00	400	Horizontal	Pass
3	5808.800	101.15	--	--	Peak	89.00	200	Horizontal	N/A
3**	5808.800	92.43	--	--	AV	89.00	200	Horizontal	N/A
4	7514.337	49.60	74.0	24.40	Peak	172.00	400	Horizontal	Pass
4**	7514.337	41.19	54.0	12.81	AV	172.00	400	Horizontal	Pass
5	11783.425	51.70	74.0	22.30	Peak	70.00	200	Horizontal	Pass
5**	11783.425	42.67	54.0	11.33	AV	70.00	200	Horizontal	Pass
6	15351.375	54.64	74.0	19.36	Peak	313.00	300	Horizontal	Pass
6**	15351.375	45.06	54.0	8.94	AV	313.00	300	Horizontal	Pass

11ac40, U-NII-3, 1 GHz to 18 GHz, High Channel, ANT V

No.	Frequency (MHz)	Results (dBuV/m)	Limit (dBuV/m)	Margin (dB)	Detector	Table (Degree)	Height (cm)	Antenna	Verdict
1	1493.600	38.90	74.0	35.10	Peak	327.00	100	Vertical	Pass
1**	1493.600	29.69	54.0	24.31	AV	327.00	100	Vertical	Pass
2	4221.400	50.36	74.0	23.64	Peak	78.00	300	Vertical	Pass
2**	4221.400	40.90	54.0	13.10	AV	78.00	300	Vertical	Pass
3	5782.200	104.69	--	--	Peak	90.00	200	Vertical	N/A
3**	5782.200	97.36	--	--	AV	90.00	200	Vertical	N/A
4	7332.350	50.46	74.0	23.54	Peak	360.00	200	Vertical	Pass
4**	7332.350	40.04	54.0	13.96	AV	360.00	200	Vertical	Pass
5	11850.412	52.12	74.0	21.88	Peak	205.00	200	Vertical	Pass
5**	11850.412	42.18	54.0	11.82	AV	205.00	200	Vertical	Pass
6	15516.225	55.05	74.0	18.95	Peak	324.00	400	Vertical	Pass
6**	15516.225	46.20	54.0	7.80	AV	324.00	400	Vertical	Pass

11ac80, U-NII-3, 1 GHz to 18 GHz, Middle Channel, ANT H

No.	Frequency (MHz)	Results (dBuV/m)	Limit (dBuV/m)	Margin (dB)	Detector	Table (Degree)	Height (cm)	Antenna	Verdict
1	1485.900	39.14	74.0	34.86	Peak	63.00	200	Horizontal	Pass
1**	1485.900	29.23	54.0	24.77	AV	63.00	200	Horizontal	Pass
2	4337.600	50.79	74.0	23.21	Peak	135.00	100	Horizontal	Pass
2**	4337.600	40.92	54.0	13.08	AV	135.00	100	Horizontal	Pass
3	5740.800	97.10	--	--	Peak	226.00	100	Horizontal	N/A
3**	5740.800	89.94	--	--	AV	226.00	100	Horizontal	N/A
4	7511.750	49.86	74.0	24.14	Peak	0.00	400	Horizontal	Pass
4**	7511.750	41.01	54.0	12.99	AV	0.00	400	Horizontal	Pass
5	10929.549	51.89	74.0	22.11	Peak	75.00	150	Horizontal	Pass
5**	10929.549	42.89	54.0	11.11	AV	75.00	150	Horizontal	Pass
6	15352.162	55.13	74.0	18.87	Peak	253.00	300	Horizontal	Pass
6**	15352.162	45.79	54.0	8.21	AV	253.00	300	Horizontal	Pass

11ac80, U-NII-3, 1 GHz to 18 GHz, Middle Channel, ANT V

No.	Frequency (MHz)	Results (dBuV/m)	Limit (dBuV/m)	Margin (dB)	Detector	Table (Degree)	Height (cm)	Antenna	Verdict
1	1592.100	39.13	74.0	34.87	Peak	191.00	200	Vertical	Pass
1**	1592.100	29.45	54.0	24.55	AV	191.00	200	Vertical	Pass
2	4367.200	50.48	74.0	23.52	Peak	215.00	100	Vertical	Pass
2**	4367.200	40.97	54.0	13.03	AV	215.00	100	Vertical	Pass
3	5763.800	101.61	--	--	Peak	87.00	100	Vertical	N/A
3**	5763.800	94.75	--	--	AV	87.00	100	Vertical	N/A
4	7616.688	50.67	74.0	23.33	Peak	344.00	300	Vertical	Pass
4**	7616.688	41.15	54.0	12.85	AV	344.00	300	Vertical	Pass
5	10926.675	51.41	74.0	22.59	Peak	121.00	150	Vertical	Pass
5**	10926.675	43.43	54.0	10.57	AV	121.00	150	Vertical	Pass
6	16087.950	54.47	74.0	19.53	Peak	16.00	100	Vertical	Pass
6**	16087.950	46.00	54.0	8.00	AV	16.00	100	Vertical	Pass

11ax20(SU), U-NII-3, 1 GHz to 18 GHz, Low Channel, ANT H

No.	Frequency (MHz)	Results (dBuV/m)	Limit (dBuV/m)	Margin (dB)	Detector	Table (Degree)	Height (cm)	Antenna	Verdict
1	1521.600	39.46	74.0	34.54	Peak	25.00	400	Horizontal	Pass
1**	1521.600	29.33	54.0	24.67	AV	25.00	400	Horizontal	Pass
2	4377.200	50.13	74.0	23.87	Peak	24.00	300	Horizontal	Pass
2**	4377.200	40.51	54.0	13.49	AV	24.00	300	Horizontal	Pass
3	5741.200	104.27	--	--	Peak	70.00	200	Horizontal	N/A
3**	5741.200	96.46	--	--	AV	70.00	200	Horizontal	N/A
4	7441.312	50.23	74.0	23.77	Peak	159.00	100	Horizontal	Pass
4**	7441.312	40.49	54.0	13.51	AV	159.00	100	Horizontal	Pass
5	11322.563	51.96	74.0	22.04	Peak	89.00	200	Horizontal	Pass
5**	11322.563	42.63	54.0	11.37	AV	89.00	200	Horizontal	Pass
6	15819.412	55.46	74.0	18.54	Peak	7.00	100	Horizontal	Pass
6**	15819.412	45.96	54.0	8.04	AV	7.00	100	Horizontal	Pass

11ax20(SU), U-NII-3, 1 GHz to 18 GHz, Low Channel, ANT V

No.	Frequency (MHz)	Results (dBuV/m)	Limit (dBuV/m)	Margin (dB)	Detector	Table (Degree)	Height (cm)	Antenna	Verdict
1	1489.700	38.73	74.0	35.27	Peak	310.00	300	Vertical	Pass
1**	1489.700	29.50	54.0	24.50	AV	310.00	300	Vertical	Pass
2	3903.000	50.06	74.0	23.94	Peak	136.00	400	Vertical	Pass
2**	3903.000	39.95	54.0	14.05	AV	136.00	400	Vertical	Pass
3	5739.600	106.69	--	--	Peak	78.00	150	Vertical	N/A
3**	5739.600	99.56	--	--	AV	78.00	150	Vertical	N/A
4	7449.937	49.56	74.0	24.44	Peak	154.00	200	Vertical	Pass
4**	7449.937	41.37	54.0	12.63	AV	154.00	200	Vertical	Pass
5	11484.713	52.40	74.0	21.60	Peak	344.00	100	Vertical	Pass
5**	11484.713	42.30	54.0	11.70	AV	344.00	100	Vertical	Pass
6	16127.849	54.38	74.0	19.62	Peak	146.00	200	Vertical	Pass
6**	16127.849	45.22	54.0	8.78	AV	146.00	200	Vertical	Pass

11ax20(SU), U-NII-3, 1 GHz to 18 GHz, Middle Channel, ANT H

No.	Frequency (MHz)	Results (dBuV/m)	Limit (dBuV/m)	Margin (dB)	Detector	Table (Degree)	Height (cm)	Antenna	Verdict
1	1539.600	38.63	74.0	35.37	Peak	188.00	300	Horizontal	Pass
1**	1539.600	29.95	54.0	24.05	AV	188.00	300	Horizontal	Pass
2	4200.400	50.06	74.0	23.94	Peak	31.00	400	Horizontal	Pass
2**	4200.400	40.21	54.0	13.79	AV	31.00	400	Horizontal	Pass
3	5779.400	102.47	--	--	Peak	227.00	150	Horizontal	N/A
3**	5779.400	94.59	--	--	AV	227.00	150	Horizontal	N/A
4	7444.188	50.29	74.0	23.71	Peak	347.00	400	Horizontal	Pass
4**	7444.188	41.33	54.0	12.67	AV	347.00	400	Horizontal	Pass
5	10920.063	51.80	74.0	22.20	Peak	347.00	100	Horizontal	Pass
5**	10920.063	43.46	54.0	10.54	AV	347.00	100	Horizontal	Pass
6	15492.862	54.75	74.0	19.25	Peak	77.00	400	Horizontal	Pass
6**	15492.862	45.27	54.0	8.73	AV	77.00	400	Horizontal	Pass

11ax20(SU), U-NII-3, 1 GHz to 18 GHz, Middle Channel, ANT V

No.	Frequency (MHz)	Results (dBuV/m)	Limit (dBuV/m)	Margin (dB)	Detector	Table (Degree)	Height (cm)	Antenna	Verdict
1	1440.200	39.28	74.0	34.72	Peak	0.00	200	Vertical	Pass
1**	1440.200	29.20	54.0	24.80	AV	0.00	200	Vertical	Pass
2	4378.200	49.69	74.0	24.31	Peak	62.00	300	Vertical	Pass
2**	4378.200	41.49	54.0	12.51	AV	62.00	300	Vertical	Pass
3	5780.000	107.76	--	--	Peak	87.00	200	Vertical	N/A
3**	5780.000	100.61	--	--	AV	87.00	200	Vertical	N/A
4	7558.038	50.51	74.0	23.49	Peak	303.00	100	Vertical	Pass
4**	7558.038	40.75	54.0	13.25	AV	303.00	100	Vertical	Pass
5	11947.300	51.62	74.0	22.38	Peak	233.00	150	Vertical	Pass
5**	11947.300	42.64	54.0	11.36	AV	233.00	150	Vertical	Pass
6	15508.875	54.46	74.0	19.54	Peak	236.00	400	Vertical	Pass
6**	15508.875	44.88	54.0	9.12	AV	236.00	400	Vertical	Pass

11ax20(SU), U-NII-3, 1 GHz to 18 GHz, High Channel, ANT H

No.	Frequency (MHz)	Results (dBuV/m)	Limit (dBuV/m)	Margin (dB)	Detector	Table (Degree)	Height (cm)	Antenna	Verdict
1	1523.300	39.33	74.0	34.67	Peak	310.00	300	Horizontal	Pass
1**	1523.300	29.32	54.0	24.68	AV	310.00	300	Horizontal	Pass
2	4144.200	49.91	74.0	24.09	Peak	90.00	400	Horizontal	Pass
2**	4144.200	40.37	54.0	13.63	AV	90.00	400	Horizontal	Pass
3	5827.200	103.62	--	--	Peak	263.00	100	Horizontal	N/A
3**	5827.200	95.50	--	--	AV	263.00	100	Horizontal	N/A
4	7501.112	49.76	74.0	24.24	Peak	158.00	400	Horizontal	Pass
4**	7501.112	40.46	54.0	13.54	AV	158.00	400	Horizontal	Pass
5	11819.076	51.62	74.0	22.38	Peak	191.00	150	Horizontal	Pass
5**	11819.076	43.06	54.0	10.94	AV	191.00	150	Horizontal	Pass
6	15851.175	54.80	74.0	19.20	Peak	0.00	100	Horizontal	Pass
6**	15851.175	45.20	54.0	8.80	AV	0.00	100	Horizontal	Pass

11ax20(SU), U-NII-3, 1 GHz to 18 GHz, High Channel, ANT V

No.	Frequency (MHz)	Results (dBuV/m)	Limit (dBuV/m)	Margin (dB)	Detector	Table (Degree)	Height (cm)	Antenna	Verdict
1	1493.100	39.55	74.0	34.45	Peak	91.00	100	Vertical	Pass
1**	1493.100	30.18	54.0	23.82	AV	91.00	100	Vertical	Pass
2	4386.400	50.00	74.0	24.00	Peak	293.00	100	Vertical	Pass
2**	4386.400	40.78	54.0	13.22	AV	293.00	100	Vertical	Pass
3	5827.400	107.69	--	--	Peak	89.00	100	Vertical	N/A
3**	5827.400	100.78	--	--	AV	89.00	100	Vertical	N/A
4	7333.788	49.71	74.0	24.29	Peak	53.00	200	Vertical	Pass
4**	7333.788	40.53	54.0	13.47	AV	53.00	200	Vertical	Pass
5	12685.887	51.60	74.0	22.40	Peak	121.00	200	Vertical	Pass
5**	12685.887	41.89	54.0	12.11	AV	121.00	200	Vertical	Pass
6	15818.100	54.23	74.0	19.77	Peak	255.00	150	Vertical	Pass
6**	15818.100	45.96	54.0	8.04	AV	255.00	150	Vertical	Pass

11ax40(SU), U-NII-3, 1 GHz to 18 GHz, Low Channel, ANT H

No.	Frequency (MHz)	Results (dBuV/m)	Limit (dBuV/m)	Margin (dB)	Detector	Table (Degree)	Height (cm)	Antenna	Verdict
1	1582.800	38.71	74.0	35.29	Peak	275.00	100	Horizontal	Pass
1**	1582.800	29.22	54.0	24.78	AV	275.00	100	Horizontal	Pass
2	4379.200	50.11	74.0	23.89	Peak	89.00	400	Horizontal	Pass
2**	4379.200	41.16	54.0	12.84	AV	89.00	400	Horizontal	Pass
3	5738.200	100.41	--	--	Peak	101.00	100	Horizontal	N/A
3**	5738.200	92.37	--	--	AV	101.00	100	Horizontal	N/A
4	7340.975	50.27	74.0	23.73	Peak	3.00	100	Horizontal	Pass
4**	7340.975	41.10	54.0	12.90	AV	3.00	100	Horizontal	Pass
5	11206.125	51.97	74.0	22.03	Peak	174.00	150	Horizontal	Pass
5**	11206.125	41.98	54.0	12.02	AV	174.00	150	Horizontal	Pass
6	15519.112	54.66	74.0	19.34	Peak	68.00	100	Horizontal	Pass
6**	15519.112	45.51	54.0	8.49	AV	68.00	100	Horizontal	Pass

11ax40(SU), U-NII-3, 1 GHz to 18 GHz, Low Channel, ANT V

No.	Frequency (MHz)	Results (dBuV/m)	Limit (dBuV/m)	Margin (dB)	Detector	Table (Degree)	Height (cm)	Antenna	Verdict
1	1585.700	39.46	74.0	34.54	Peak	225.00	400	Vertical	Pass
1**	1585.700	29.66	54.0	24.34	AV	225.00	400	Vertical	Pass
2	3748.800	50.73	74.0	23.27	Peak	54.00	300	Vertical	Pass
2**	3748.800	40.22	54.0	13.78	AV	54.00	300	Vertical	Pass
3	5739.400	104.77	--	--	Peak	88.00	150	Vertical	N/A
3**	5739.400	98.08	--	--	AV	88.00	150	Vertical	N/A
4	7487.025	49.65	74.0	24.35	Peak	205.00	100	Vertical	Pass
4**	7487.025	40.80	54.0	13.20	AV	205.00	100	Vertical	Pass
5	11326.300	52.45	74.0	21.55	Peak	345.00	150	Vertical	Pass
5**	11326.300	43.28	54.0	10.72	AV	345.00	150	Vertical	Pass
6	15492.338	54.36	74.0	19.64	Peak	335.00	400	Vertical	Pass
6**	15492.338	45.04	54.0	8.96	AV	335.00	400	Vertical	Pass

11ax40(SU), U-NII-3, 1 GHz to 18 GHz, High Channel, ANT H

No.	Frequency (MHz)	Results (dBuV/m)	Limit (dBuV/m)	Margin (dB)	Detector	Table (Degree)	Height (cm)	Antenna	Verdict
1	1595.300	39.28	74.0	34.72	Peak	355.00	200	Horizontal	Pass
1**	1595.300	30.14	54.0	23.86	AV	355.00	200	Horizontal	Pass
2	4343.200	50.15	74.0	23.85	Peak	136.00	400	Horizontal	Pass
2**	4343.200	40.80	54.0	13.20	AV	136.00	400	Horizontal	Pass
3	5782.200	100.75	--	--	Peak	228.00	200	Horizontal	N/A
3**	5782.200	92.52	--	--	AV	228.00	200	Horizontal	N/A
4	7464.312	50.20	74.0	23.80	Peak	360.00	300	Horizontal	Pass
4**	7464.312	40.71	54.0	13.29	AV	360.00	300	Horizontal	Pass
5	11326.875	51.59	74.0	22.41	Peak	253.00	150	Horizontal	Pass
5**	11326.875	42.71	54.0	11.29	AV	253.00	150	Horizontal	Pass
6	15525.675	55.35	74.0	18.65	Peak	176.00	300	Horizontal	Pass
6**	15525.675	45.06	54.0	8.94	AV	176.00	300	Horizontal	Pass

11ax40(SU), U-NII-3, 1 GHz to 18 GHz, High Channel, ANT V

No.	Frequency (MHz)	Results (dBuV/m)	Limit (dBuV/m)	Margin (dB)	Detector	Table (Degree)	Height (cm)	Antenna	Verdict
1	1500.100	40.71	74.0	33.29	Peak	233.00	300	Vertical	Pass
1**	1500.100	29.55	54.0	24.45	AV	233.00	300	Vertical	Pass
2	4118.200	50.08	74.0	23.92	Peak	99.00	300	Vertical	Pass
2**	4118.200	41.08	54.0	12.92	AV	99.00	300	Vertical	Pass
3	5812.000	104.50	--	--	Peak	87.00	100	Vertical	N/A
3**	5812.000	97.01	--	--	AV	87.00	100	Vertical	N/A
4	7445.625	50.45	74.0	23.55	Peak	124.00	300	Vertical	Pass
4**	7445.625	41.72	54.0	12.28	AV	124.00	300	Vertical	Pass
5	10921.787	52.11	74.0	21.89	Peak	244.00	200	Vertical	Pass
5**	10921.787	42.94	54.0	11.06	AV	244.00	200	Vertical	Pass
6	15969.299	54.59	74.0	19.41	Peak	337.00	400	Vertical	Pass
6**	15969.299	44.35	54.0	9.65	AV	337.00	400	Vertical	Pass

11ax80(SU), U-NII-3, 1 GHz to 18 GHz, Middle Channel, ANT H

No.	Frequency (MHz)	Results (dBuV/m)	Limit (dBuV/m)	Margin (dB)	Detector	Table (Degree)	Height (cm)	Antenna	Verdict
1	1486.600	38.76	74.0	35.24	Peak	256.00	400	Horizontal	Pass
1**	1486.600	29.36	54.0	24.64	AV	256.00	400	Horizontal	Pass
2	4150.000	50.32	74.0	23.68	Peak	108.00	100	Horizontal	Pass
2**	4150.000	40.06	54.0	13.94	AV	108.00	100	Horizontal	Pass
3	5742.200	97.44	--	--	Peak	235.00	200	Horizontal	N/A
3**	5742.200	89.32	--	--	AV	235.00	200	Horizontal	N/A
4	7453.100	50.37	74.0	23.63	Peak	0.00	100	Horizontal	Pass
4**	7453.100	41.64	54.0	12.36	AV	0.00	100	Horizontal	Pass
5	12494.987	52.04	74.0	21.96	Peak	103.00	100	Horizontal	Pass
5**	12494.987	41.78	54.0	12.22	AV	103.00	100	Horizontal	Pass
6	16105.538	55.07	74.0	18.93	Peak	271.00	100	Horizontal	Pass
6**	16105.538	46.06	54.0	7.94	AV	271.00	100	Horizontal	Pass

11ax80(SU), U-NII-3, 1 GHz to 18 GHz, Middle Channel, ANT V

No.	Frequency (MHz)	Results (dBuV/m)	Limit (dBuV/m)	Margin (dB)	Detector	Table (Degree)	Height (cm)	Antenna	Verdict
1	1453.400	38.73	74.0	35.27	Peak	157.00	100	Vertical	Pass
1**	1453.400	29.68	54.0	24.32	AV	157.00	100	Vertical	Pass
2	4369.200	49.99	74.0	24.01	Peak	0.00	200	Vertical	Pass
2**	4369.200	41.69	54.0	12.31	AV	0.00	200	Vertical	Pass
3	5783.400	101.17	--	--	Peak	80.00	100	Vertical	N/A
3**	5783.400	93.56	--	--	AV	80.00	100	Vertical	N/A
4	7466.900	50.65	74.0	23.35	Peak	256.00	100	Vertical	Pass
4**	7466.900	41.17	54.0	12.83	AV	256.00	100	Vertical	Pass
5	10926.387	51.78	74.0	22.22	Peak	63.00	150	Vertical	Pass
5**	10926.387	43.50	54.0	10.50	AV	63.00	150	Vertical	Pass
6	15815.474	55.30	74.0	18.70	Peak	360.00	300	Vertical	Pass
6**	15815.474	46.21	54.0	7.79	AV	360.00	300	Vertical	Pass

A.6.2 Band Edge (Restricted-band)

Test Band	Mode	Channel	Verdict
U-NII-1	802.11a	Low	Pass
		High	Pass
	802.11n(HT20)	Low	Pass
		High	Pass
	802.11n(HT40)	Low	Pass
		High	Pass
	802.11ac(VHT20)	Low	Pass
		High	Pass
	802.11ac(VHT40)	Low	Pass
		High	Pass
	802.11ac(VHT80)	Middle	Pass
	802.11ax(HE20)(SU)	Low	Pass
		High	Pass
	802.11ax(HE40)(SU)	Low	Pass
		High	Pass
	802.11ax(HE80)(SU)	Middle	Pass
U-NII-2A	802.11a	Low	Pass
		High	Pass
	802.11n(HT20)	Low	Pass
		High	Pass
	802.11n(HT40)	Low	Pass
		High	Pass
	802.11ac(VHT20)	Low	Pass
		High	Pass
	802.11ac(VHT40)	Low	Pass
		High	Pass
	802.11ac(VHT80)	Middle	Pass
	802.11ax(HE20)(SU)	Low	Pass
		High	Pass
	802.11ax(HE40)(SU)	Low	Pass
		High	Pass
	802.11ax(HE80)(SU)	Middle	Pass
U-NII-2C	802.11a	Low	Pass
		High	Pass
	802.11n(HT20)	Low	Pass
		High	Pass
	802.11n(HT40)	Low	Pass
		High	Pass
	802.11ac(VHT20)	Low	Pass
		High	Pass

	802.11ac(VHT40)	Low	Pass
		High	Pass
	802.11ac(VHT80)	Low	Pass
		High	Pass
	802.11ax(HE20)(SU)	Low	Pass
		High	Pass
	802.11ax(HE40)(SU)	Low	Pass
		High	Pass
	802.11ax(HE80)(SU)	Low	Pass
		High	Pass
U-NII-3	802.11a	Low	Pass
		High	Pass
	802.11n(HT20)	Low	Pass
		High	Pass
	802.11n(HT40)	Low	Pass
		High	Pass
	802.11ac(VHT20)	Low	Pass
		High	Pass
	802.11ac(VHT40)	Low	Pass
		High	Pass
	802.11ac(VHT80)	Middle	Pass
	802.11ax(HE20)(SU)	Low	Pass
		High	Pass
	802.11ax(HE40)(SU)	Low	Pass
		High	Pass
	802.11ax(HE80)(SU)	Middle	Pass

Note: Both horizontal and vertical directions were pre tested, only the worst configuration has been reported in this report.

Test Data and Plots

U-NII-1 11a Low Channel

No.	Frequency (MHz)	Results (dBuV/m)	Limit (dBuV/m)	Margin (dB)	Detector	Table (Degree)	Height (cm)	Antenna	Verdict
1	5149.675	68.03	74.0	5.97	Peak	271.00	200	Vertical	Pass
1**	5149.675	50.85	54.0	3.15	AV	271.00	200	Vertical	Pass
2	5150.000	68.76	74.0	5.24	Peak	271.00	150	Vertical	Pass
2**	5150.000	50.31	54.0	3.69	AV	271.00	150	Vertical	Pass

U-NII-1 11a High Channel

No.	Frequency (MHz)	Results (dBuV/m)	Limit (dBuV/m)	Margin (dB)	Detector	Table (Degree)	Height (cm)	Antenna	Verdict
1	5350.055	55.74	74.0	18.26	Peak	350.00	100	Vertical	Pass
1**	5350.055	45.82	54.0	8.18	AV	350.00	100	Vertical	Pass
2	5377.885	59.42	74.0	14.58	Peak	84.00	100	Vertical	Pass
2**	5377.885	46.18	54.0	7.82	AV	84.00	100	Vertical	Pass

U-NII-1 11n20 Low Channel

No.	Frequency (MHz)	Results (dBuV/m)	Limit (dBuV/m)	Margin (dB)	Detector	Table (Degree)	Height (cm)	Antenna	Verdict
1	5145.125	61.66	74.0	12.34	Peak	281.00	200	Vertical	Pass
1**	5145.125	47.43	54.0	6.57	AV	281.00	200	Vertical	Pass
2	5150.000	61.39	74.0	12.61	Peak	360.00	200	Vertical	Pass
2**	5150.000	47.34	54.0	6.66	AV	360.00	200	Vertical	Pass

U-NII-1 11n20 High Channel

No.	Frequency (MHz)	Results (dBuV/m)	Limit (dBuV/m)	Margin (dB)	Detector	Table (Degree)	Height (cm)	Antenna	Verdict
1	5350.055	56.45	74.0	17.55	Peak	57.00	150	Vertical	Pass
1**	5350.055	45.97	54.0	8.03	AV	57.00	150	Vertical	Pass
2	5391.855	60.88	74.0	13.12	Peak	88.00	200	Vertical	Pass
2**	5391.855	45.92	54.0	8.08	AV	88.00	200	Vertical	Pass

U-NII-1 11n40 Low Channel

No.	Frequency (MHz)	Results (dBuV/m)	Limit (dBuV/m)	Margin (dB)	Detector	Table (Degree)	Height (cm)	Antenna	Verdict
1	5147.400	69.09	74.0	4.91	Peak	65.00	150	Vertical	Pass
1**	5147.400	48.54	54.0	5.46	AV	65.00	150	Vertical	Pass
2	5150.000	65.52	74.0	8.48	Peak	224.00	150	Vertical	Pass
2**	5150.000	49.98	54.0	4.02	AV	224.00	150	Vertical	Pass
3	5147.725	64.50	74.0	9.50	Peak	244.00	150	Vertical	Pass
3**	5147.725	50.50	54.0	3.50	AV	244.00	150	Vertical	Pass

U-NII-1 11n40 High Channel

No.	Frequency (MHz)	Results (dBuV/m)	Limit (dBuV/m)	Margin (dB)	Detector	Table (Degree)	Height (cm)	Antenna	Verdict
1	5350.055	55.98	74.0	18.02	Peak	242.00	150	Vertical	Pass
1**	5350.055	45.95	54.0	8.05	AV	242.00	150	Vertical	Pass
2	5361.440	58.20	74.0	15.80	Peak	25.00	200	Vertical	Pass
2**	5361.440	46.31	54.0	7.69	AV	25.00	200	Vertical	Pass

U-NII-1 11ac20 Low Channel

No.	Frequency (MHz)	Results (dBuV/m)	Limit (dBuV/m)	Margin (dB)	Detector	Table (Degree)	Height (cm)	Antenna	Verdict
1	5149.025	64.76	74.0	9.24	Peak	242.00	200	Vertical	Pass
1**	5149.025	46.67	54.0	7.33	AV	242.00	200	Vertical	Pass
2	5150.000	62.14	74.0	11.86	Peak	46.00	100	Vertical	Pass
2**	5150.000	47.28	54.0	6.72	AV	46.00	100	Vertical	Pass

U-NII-1 11ac20 High Channel

No.	Frequency (MHz)	Results (dBuV/m)	Limit (dBuV/m)	Margin (dB)	Detector	Table (Degree)	Height (cm)	Antenna	Verdict
1	5350.055	56.02	74.0	17.98	Peak	34.00	200	Vertical	Pass
1**	5350.055	45.83	54.0	8.17	AV	34.00	200	Vertical	Pass
2	5367.710	59.24	74.0	14.76	Peak	232.00	100	Vertical	Pass
2**	5367.710	45.93	54.0	8.07	AV	232.00	100	Vertical	Pass

U-NII-1 11ac40 Low Channel

No.	Frequency (MHz)	Results (dBuV/m)	Limit (dBuV/m)	Margin (dB)	Detector	Table (Degree)	Height (cm)	Antenna	Verdict
1	5146.100	66.06	74.0	7.94	Peak	264.00	200	Vertical	Pass
1**	5146.100	47.81	54.0	6.19	AV	264.00	200	Vertical	Pass
2	5150.000	63.01	74.0	10.99	Peak	283.00	100	Vertical	Pass
2**	5150.000	48.15	54.0	5.85	AV	283.00	100	Vertical	Pass

U-NII-1 11ac40 High Channel

No.	Frequency (MHz)	Results (dBuV/m)	Limit (dBuV/m)	Margin (dB)	Detector	Table (Degree)	Height (cm)	Antenna	Verdict
1	5350.000	56.13	74.0	17.87	Peak	53.00	150	Vertical	Pass
1**	5350.000	45.95	54.0	8.05	AV	53.00	150	Vertical	Pass
2	5352.420	59.25	74.0	14.75	Peak	60.00	150	Vertical	Pass
2**	5352.420	46.24	54.0	7.76	AV	60.00	150	Vertical	Pass

U-NII-1 11ac80 Middle Channel

No.	Frequency (MHz)	Results (dBuV/m)	Limit (dBuV/m)	Margin (dB)	Detector	Table (Degree)	Height (cm)	Antenna	Verdict
1	5149.350	67.62	74.0	6.38	Peak	84.00	100	Vertical	Pass
1**	5149.350	48.16	54.0	5.84	AV	84.00	100	Vertical	Pass
2	5150.000	67.89	74.0	6.11	Peak	49.00	100	Vertical	Pass
2**	5150.000	48.28	54.0	5.72	AV	49.00	100	Vertical	Pass
3	5149.675	64.44	74.0	9.56	Peak	18.00	150	Vertical	Pass
3**	5149.675	50.36	54.0	3.64	AV	18.00	150	Vertical	Pass

U-NII-1 11ac80 Middle Channel

No.	Frequency (MHz)	Results (dBuV/m)	Limit (dBuV/m)	Margin (dB)	Detector	Table (Degree)	Height (cm)	Antenna	Verdict
1	5350.000	55.43	74.0	18.57	Peak	231.00	200	Vertical	Pass
1**	5350.000	45.73	54.0	8.27	AV	231.00	200	Vertical	Pass
2	5377.170	58.28	74.0	15.72	Peak	231.00	100	Vertical	Pass
2**	5377.170	45.90	54.0	8.10	AV	231.00	100	Vertical	Pass

U-NII-1 11ax20(SU) Low Channel

No.	Frequency (MHz)	Results (dBuV/m)	Limit (dBuV/m)	Margin (dB)	Detector	Table (Degree)	Height (cm)	Antenna	Verdict
1	5147.400	68.28	74.0	5.72	Peak	277.00	150	Vertical	Pass
1**	5147.400	48.78	54.0	5.22	AV	277.00	150	Vertical	Pass
2	5150.000	65.56	74.0	8.44	Peak	271.00	200	Vertical	Pass
2**	5150.000	50.33	54.0	3.67	AV	271.00	200	Vertical	Pass
3	5138.950	64.11	74.0	9.89	Peak	267.00	150	Vertical	Pass
3**	5138.950	49.65	54.0	4.35	AV	267.00	150	Vertical	Pass

U-NII-1 11ax20(SU) High Channel

No.	Frequency (MHz)	Results (dBuV/m)	Limit (dBuV/m)	Margin (dB)	Detector	Table (Degree)	Height (cm)	Antenna	Verdict
1	5350.000	55.92	74.0	18.08	Peak	85.00	100	Vertical	Pass
1**	5350.000	45.61	54.0	8.39	AV	85.00	100	Vertical	Pass
2	5366.555	59.54	74.0	14.46	Peak	228.00	100	Vertical	Pass
2**	5366.555	46.17	54.0	7.83	AV	228.00	100	Vertical	Pass

U-NII-1 11ax40(SU) Low Channel

No.	Frequency (MHz)	Results (dBuV/m)	Limit (dBuV/m)	Margin (dB)	Detector	Table (Degree)	Height (cm)	Antenna	Verdict
1	5143.825	67.87	74.0	6.13	Peak	249.00	150	Vertical	Pass
1**	5143.825	49.60	54.0	4.40	AV	249.00	150	Vertical	Pass
2	5150.000	68.13	74.0	5.87	Peak	50.00	100	Vertical	Pass
2**	5150.000	50.93	54.0	3.07	AV	50.00	100	Vertical	Pass

U-NII-1 11ax40(SU) High Channel

No.	Frequency (MHz)	Results (dBuV/m)	Limit (dBuV/m)	Margin (dB)	Detector	Table (Degree)	Height (cm)	Antenna	Verdict
1	5350.055	55.70	74.0	18.30	Peak	77.00	200	Vertical	Pass
1**	5350.055	46.01	54.0	7.99	AV	77.00	200	Vertical	Pass
2	5382.340	58.50	74.0	15.50	Peak	214.00	200	Vertical	Pass
2**	5382.340	46.10	54.0	7.90	AV	214.00	200	Vertical	Pass

U-NII-1 11ax80(SU) Middle Channel

No.	Frequency (MHz)	Results (dBuV/m)	Limit (dBuV/m)	Margin (dB)	Detector	Table (Degree)	Height (cm)	Antenna	Verdict
1	5146.750	65.62	74.0	8.38	Peak	271.00	100	Vertical	Pass
1**	5146.750	49.65	54.0	4.35	AV	271.00	100	Vertical	Pass
2	5150.000	62.35	74.0	11.65	Peak	225.00	100	Vertical	Pass
2**	5150.000	47.81	54.0	6.19	AV	225.00	100	Vertical	Pass
3	5140.900	62.98	74.0	11.02	Peak	50.00	150	Vertical	Pass
3**	5140.900	50.14	54.0	3.86	AV	50.00	150	Vertical	Pass

U-NII-1 11ax80(SU) Middle Channel

No.	Frequency (MHz)	Results (dBuV/m)	Limit (dBuV/m)	Margin (dB)	Detector	Table (Degree)	Height (cm)	Antenna	Verdict
1	5350.000	55.42	74.0	18.58	Peak	65.00	100	Vertical	Pass
1**	5350.000	45.54	54.0	8.46	AV	65.00	100	Vertical	Pass
2	5361.605	59.13	74.0	14.87	Peak	85.00	200	Vertical	Pass
2**	5361.605	46.25	54.0	7.75	AV	85.00	200	Vertical	Pass

U-NII-2A 11a Low Channel

No.	Frequency (MHz)	Results (dBuV/m)	Limit (dBuV/m)	Margin (dB)	Detector	Table (Degree)	Height (cm)	Antenna	Verdict
1	5061.925	57.28	74.0	16.72	Peak	0.00	200	Vertical	Pass
1**	5061.925	45.85	54.0	8.15	AV	0.00	200	Vertical	Pass
2	5150.000	56.17	74.0	17.83	Peak	269.00	150	Vertical	Pass
2**	5150.000	46.29	54.0	7.71	AV	269.00	150	Vertical	Pass

U-NII-2A 11a High Channel

No.	Frequency (MHz)	Results (dBuV/m)	Limit (dBuV/m)	Margin (dB)	Detector	Table (Degree)	Height (cm)	Antenna	Verdict
1	5350.000	64.16	74.0	9.84	Peak	165.00	100	Vertical	Pass
1**	5350.000	48.71	54.0	5.29	AV	165.00	100	Vertical	Pass
2	5351.100	67.08	74.0	6.92	Peak	181.00	100	Vertical	Pass
2**	5351.100	47.15	54.0	6.85	AV	181.00	100	Vertical	Pass
3	5351.155	65.03	74.0	8.97	Peak	179.00	150	Vertical	Pass
3**	5351.155	49.29	54.0	4.71	AV	179.00	150	Vertical	Pass

U-NII-2A 11n20 Low Channel

No.	Frequency (MHz)	Results (dBuV/m)	Limit (dBuV/m)	Margin (dB)	Detector	Table (Degree)	Height (cm)	Antenna	Verdict
1	5140.575	57.89	74.0	16.11	Peak	16.00	200	Vertical	Pass
1**	5140.575	46.29	54.0	7.71	AV	16.00	200	Vertical	Pass
2	5150.000	55.51	74.0	18.49	Peak	331.00	200	Vertical	Pass
2**	5150.000	46.14	54.0	7.86	AV	331.00	200	Vertical	Pass

U-NII-2A 11n20 High Channel

No.	Frequency (MHz)	Results (dBuV/m)	Limit (dBuV/m)	Margin (dB)	Detector	Table (Degree)	Height (cm)	Antenna	Verdict
1	5350.000	67.05	74.0	6.95	Peak	90.00	100	Vertical	Pass
1**	5350.000	49.69	54.0	4.31	AV	90.00	100	Vertical	Pass
2	5351.870	69.81	74.0	4.19	Peak	86.00	150	Vertical	Pass
2**	5351.870	48.95	54.0	5.05	AV	86.00	150	Vertical	Pass
3	5350.935	63.30	74.0	10.70	Peak	90.00	150	Vertical	Pass
3**	5350.935	50.67	54.0	3.33	AV	90.00	150	Vertical	Pass

U-NII-2A 11n40 Low Channel

No.	Frequency (MHz)	Results (dBuV/m)	Limit (dBuV/m)	Margin (dB)	Detector	Table (Degree)	Height (cm)	Antenna	Verdict
1	5139.925	59.05	74.0	14.95	Peak	85.00	150	Vertical	Pass
1**	5139.925	46.20	54.0	7.80	AV	85.00	150	Vertical	Pass
2	5150.000	55.29	74.0	18.71	Peak	79.00	200	Vertical	Pass
2**	5150.000	46.26	54.0	7.74	AV	79.00	200	Vertical	Pass

U-NII-2A 11n40 High Channel

No.	Frequency (MHz)	Results (dBuV/m)	Limit (dBuV/m)	Margin (dB)	Detector	Table (Degree)	Height (cm)	Antenna	Verdict
1	5350.055	66.19	74.0	7.81	Peak	61.00	100	Vertical	Pass
1**	5350.055	49.31	54.0	4.69	AV	61.00	100	Vertical	Pass
2	5350.385	68.48	74.0	5.52	Peak	47.00	100	Vertical	Pass
2**	5350.385	49.25	54.0	4.75	AV	47.00	100	Vertical	Pass
3	5351.815	64.90	74.0	9.10	Peak	252.00	150	Vertical	Pass
3**	5351.815	50.21	54.0	3.79	AV	252.00	150	Vertical	Pass

U-NII-2A 11ac20 Low Channel

No.	Frequency (MHz)	Results (dBuV/m)	Limit (dBuV/m)	Margin (dB)	Detector	Table (Degree)	Height (cm)	Antenna	Verdict
1	5139.600	57.54	74.0	16.46	Peak	51.00	150	Vertical	Pass
1**	5139.600	46.36	54.0	7.64	AV	51.00	150	Vertical	Pass
2	5150.000	55.63	74.0	18.37	Peak	146.00	150	Vertical	Pass
2**	5150.000	46.10	54.0	7.90	AV	146.00	150	Vertical	Pass

U-NII-2A 11ac20 High Channel

No.	Frequency (MHz)	Results (dBuV/m)	Limit (dBuV/m)	Margin (dB)	Detector	Table (Degree)	Height (cm)	Antenna	Verdict
1	5350.055	65.14	74.0	8.86	Peak	222.00	150	Vertical	Pass
1**	5350.055	47.09	54.0	6.91	AV	222.00	150	Vertical	Pass
2	5351.705	67.33	74.0	6.67	Peak	70.00	200	Vertical	Pass
2**	5351.705	47.00	54.0	7.00	AV	70.00	200	Vertical	Pass
3	5352.310	60.73	74.0	13.27	Peak	254.00	150	Vertical	Pass
3**	5352.310	48.55	54.0	5.45	AV	254.00	150	Vertical	Pass

U-NII-2A 11ac40 Low Channel

No.	Frequency (MHz)	Results (dBuV/m)	Limit (dBuV/m)	Margin (dB)	Detector	Table (Degree)	Height (cm)	Antenna	Verdict
1	5090.850	57.52	74.0	16.48	Peak	255.00	100	Vertical	Pass
1**	5090.850	46.30	54.0	7.70	AV	255.00	100	Vertical	Pass
2	5150.000	55.68	74.0	18.32	Peak	348.00	150	Vertical	Pass
2**	5150.000	46.04	54.0	7.96	AV	348.00	150	Vertical	Pass

U-NII-2A 11ac40 High Channel

No.	Frequency (MHz)	Results (dBuV/m)	Limit (dBuV/m)	Margin (dB)	Detector	Table (Degree)	Height (cm)	Antenna	Verdict
1	5350.000	65.86	74.0	8.14	Peak	81.00	100	Vertical	Pass
1**	5350.000	49.88	54.0	4.12	AV	81.00	100	Vertical	Pass
2	5350.220	69.19	74.0	4.81	Peak	272.00	150	Vertical	Pass
2**	5350.220	49.23	54.0	4.77	AV	272.00	150	Vertical	Pass

U-NII-2A 11ac80 Middle Channel

No.	Frequency (MHz)	Results (dBuV/m)	Limit (dBuV/m)	Margin (dB)	Detector	Table (Degree)	Height (cm)	Antenna	Verdict
1	5137.000	57.80	74.0	16.20	Peak	81.00	100	Vertical	Pass
1**	5137.000	46.28	54.0	7.72	AV	81.00	100	Vertical	Pass
2	5150.000	55.51	74.0	18.49	Peak	63.00	200	Vertical	Pass
2**	5150.000	46.08	54.0	7.92	AV	63.00	200	Vertical	Pass

U-NII-2A 11ac80 Middle Channel

No.	Frequency (MHz)	Results (dBuV/m)	Limit (dBuV/m)	Margin (dB)	Detector	Table (Degree)	Height (cm)	Antenna	Verdict
1	5350.000	61.51	74.0	12.49	Peak	208.00	150	Vertical	Pass
1**	5350.000	47.50	54.0	6.50	AV	208.00	150	Vertical	Pass
2	5357.590	66.04	74.0	7.96	Peak	55.00	100	Vertical	Pass
2**	5357.590	47.85	54.0	6.15	AV	55.00	100	Vertical	Pass
3	5368.040	59.42	74.0	14.58	Peak	271.00	150	Vertical	Pass
3**	5368.040	49.70	54.0	4.30	AV	271.00	150	Vertical	Pass

U-NII-2A 11ax20(SU) Low Channel

No.	Frequency (MHz)	Results (dBuV/m)	Limit (dBuV/m)	Margin (dB)	Detector	Table (Degree)	Height (cm)	Antenna	Verdict
1	5091.825	58.21	74.0	15.79	Peak	81.00	150	Vertical	Pass
1**	5091.825	45.98	54.0	8.02	AV	81.00	150	Vertical	Pass
2	5150.000	55.25	74.0	18.75	Peak	299.00	200	Vertical	Pass
2**	5150.000	46.27	54.0	7.73	AV	299.00	200	Vertical	Pass

U-NII-2A 11ax20(SU) High Channel

No.	Frequency (MHz)	Results (dBuV/m)	Limit (dBuV/m)	Margin (dB)	Detector	Table (Degree)	Height (cm)	Antenna	Verdict
1	5350.055	63.31	74.0	10.69	Peak	60.00	150	Vertical	Pass
1**	5350.055	47.12	54.0	6.88	AV	60.00	150	Vertical	Pass
2	5351.100	65.69	74.0	8.31	Peak	83.00	200	Vertical	Pass
2**	5351.100	46.70	54.0	7.30	AV	83.00	200	Vertical	Pass

U-NII-2A 11ax40(SU) Low Channel

No.	Frequency (MHz)	Results (dBuV/m)	Limit (dBuV/m)	Margin (dB)	Detector	Table (Degree)	Height (cm)	Antenna	Verdict
1	5105.150	57.84	74.0	16.16	Peak	168.00	100	Vertical	Pass
1**	5105.150	46.13	54.0	7.87	AV	168.00	100	Vertical	Pass
2	5150.000	55.23	74.0	18.77	Peak	122.00	150	Vertical	Pass
2**	5150.000	46.01	54.0	7.99	AV	122.00	150	Vertical	Pass

U-NII-2A 11ax40(SU) High Channel

No.	Frequency (MHz)	Results (dBuV/m)	Limit (dBuV/m)	Margin (dB)	Detector	Table (Degree)	Height (cm)	Antenna	Verdict
1	5350.055	64.06	74.0	9.94	Peak	255.00	100	Vertical	Pass
1**	5350.055	47.75	54.0	6.25	AV	255.00	100	Vertical	Pass
2	5351.155	66.14	74.0	7.86	Peak	88.00	150	Vertical	Pass
2**	5351.155	48.51	54.0	5.49	AV	88.00	150	Vertical	Pass
3	5350.715	62.30	74.0	11.70	Peak	180.00	150	Vertical	Pass
3**	5350.715	49.81	54.0	4.19	AV	180.00	150	Vertical	Pass

U-NII-2A 11ax80(SU) Middle Channel

No.	Frequency (MHz)	Results (dBuV/m)	Limit (dBuV/m)	Margin (dB)	Detector	Table (Degree)	Height (cm)	Antenna	Verdict
1	5139.275	57.66	74.0	16.34	Peak	0.00	100	Vertical	Pass
1**	5139.275	46.26	54.0	7.74	AV	0.00	100	Vertical	Pass
2	5150.000	55.70	74.0	18.30	Peak	66.00	200	Vertical	Pass
2**	5150.000	46.00	54.0	8.00	AV	66.00	200	Vertical	Pass

U-NII-2A 11ax80(SU) Middle Channel

No.	Frequency (MHz)	Results (dBuV/m)	Limit (dBuV/m)	Margin (dB)	Detector	Table (Degree)	Height (cm)	Antenna	Verdict
1	5350.055	62.07	74.0	11.93	Peak	244.00	200	Vertical	Pass
1**	5350.055	48.44	54.0	5.56	AV	244.00	200	Vertical	Pass
2	5351.100	65.95	74.0	8.05	Peak	89.00	200	Vertical	Pass
2**	5351.100	47.60	54.0	6.40	AV	89.00	200	Vertical	Pass
3	5362.815	60.09	74.0	13.91	Peak	273.00	150	Vertical	Pass
3**	5362.815	49.67	54.0	4.33	AV	273.00	150	Vertical	Pass

U-NII-2C 11a Low Channel

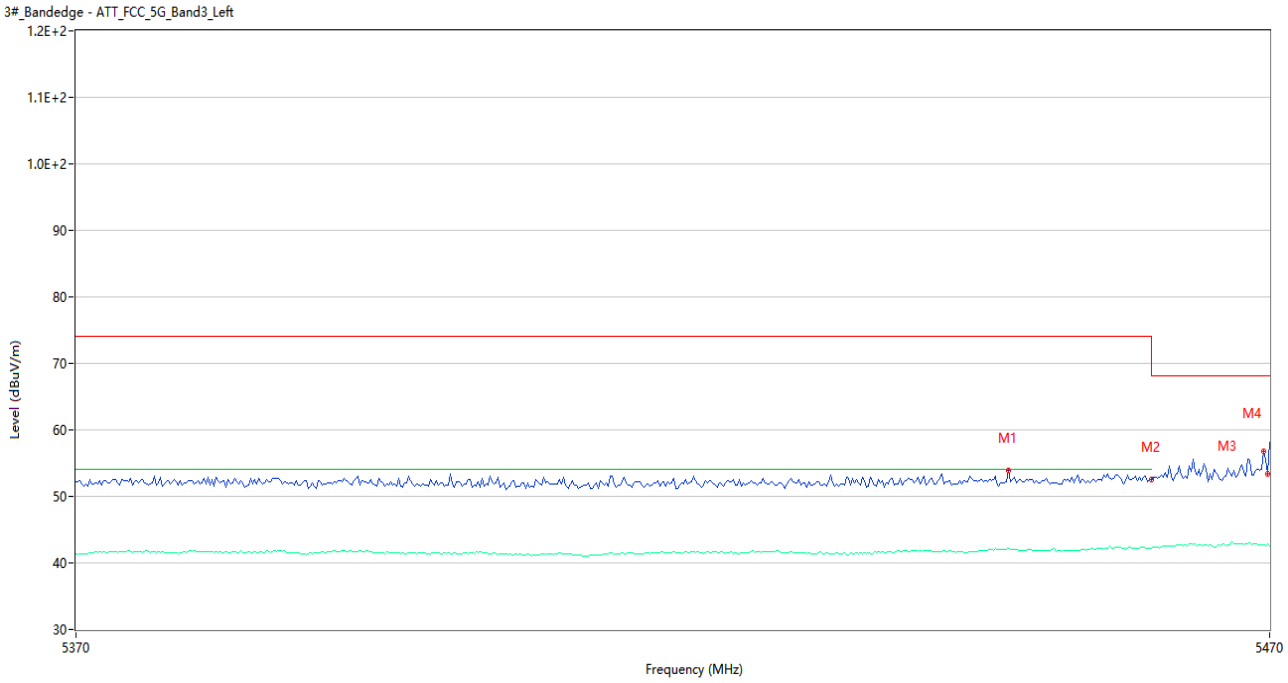

No.	Frequency (MHz)	Results (dBuV/m)	Limit (dBuV/m)	Margin (dB)	Detector	Table (Degree)	Height (cm)	Antenna	Verdict
1	5448.000	53.82	74.0	20.18	Peak	265.00	200	Vertical	Pass
1**	5448.000	42.23	54.0	11.77	AV	265.00	200	Vertical	Pass
2	5460.000	52.52	74.0	21.48	Peak	93.00	150	Vertical	Pass
2**	5460.000	42.14	54.0	11.86	AV	93.00	150	Vertical	Pass
3	5469.500	56.75	68.2	11.45	Peak	73.00	100	Vertical	Pass
3**	5469.500	42.77	--	--	AV	73.00	100	Vertical	N/A
4	5469.834	53.46	68.2	14.74	Peak	277.00	100	Vertical	Pass
4**	5469.834	42.91	--	--	AV	277.00	100	Vertical	N/A

U-NII-2C 11a High Channel

No.	Frequency (MHz)	Results (dBuV/m)	Limit (dBuV/m)	Margin (dB)	Detector	Table (Degree)	Height (cm)	Antenna	Verdict
1	5725.000	60.18	68.2	8.02	Peak	164.00	100	Vertical	Pass
2	5727.100	64.37	68.2	3.83	Peak	72.00	150	Vertical	Pass

U-NII-2C 11n20 Low Channel

No.	Frequency (MHz)	Results (dBuV/m)	Limit (dBuV/m)	Margin (dB)	Detector	Table (Degree)	Height (cm)	Antenna	Verdict
1	5458.650	59.07	74.0	14.93	Peak	235.00	200	Vertical	Pass
1**	5458.650	47.14	54.0	6.86	AV	235.00	200	Vertical	Pass
2	5460.000	57.27	74.0	16.73	Peak	190.00	100	Vertical	Pass
2**	5460.000	47.63	54.0	6.37	AV	190.00	100	Vertical	Pass
3	5465.900	62.87	68.2	5.33	Peak	66.00	200	Vertical	Pass
3**	5465.900	47.68	--	--	AV	66.00	200	Vertical	N/A
4	5469.950	59.43	68.2	8.77	Peak	218.00	150	Vertical	Pass
4**	5469.950	48.42	--	--	AV	218.00	150	Vertical	N/A

U-NII-2C 11n20 High Channel

No.	Frequency (MHz)	Results (dBuV/m)	Limit (dBuV/m)	Margin (dB)	Detector	Table (Degree)	Height (cm)	Antenna	Verdict
1	5725.000	58.24	68.2	9.96	Peak	210.00	100	Vertical	Pass
2	5725.650	63.49	68.2	4.71	Peak	0.00	150	Vertical	Pass

U-NII-2C 11n40 Low Channel

No.	Frequency (MHz)	Results (dBuV/m)	Limit (dBuV/m)	Margin (dB)	Detector	Table (Degree)	Height (cm)	Antenna	Verdict
1	5425.750	58.39	74.0	15.61	Peak	27.00	200	Vertical	Pass
1**	5425.750	46.43	54.0	7.57	AV	27.00	200	Vertical	Pass
2	5460.000	56.73	74.0	17.27	Peak	307.00	200	Vertical	Pass
2**	5460.000	46.74	54.0	7.26	AV	307.00	200	Vertical	Pass
3	5467.650	59.73	68.2	8.47	Peak	87.00	150	Vertical	Pass
3**	5467.650	48.24	--	--	AV	87.00	150	Vertical	N/A
4	5469.950	57.03	68.2	11.17	Peak	49.00	150	Vertical	Pass
4**	5469.950	47.73	--	--	AV	49.00	150	Vertical	N/A

U-NII-2C 11n40 High Channel

No.	Frequency (MHz)	Results (dBuV/m)	Limit (dBuV/m)	Margin (dB)	Detector	Table (Degree)	Height (cm)	Antenna	Verdict
1	5725.050	56.25	68.2	11.95	Peak	11.00	200	Vertical	Pass
2	5725.650	59.03	68.2	9.17	Peak	55.00	150	Vertical	Pass

U-NII-2C 11ac20 Low Channel

No.	Frequency (MHz)	Results (dBuV/m)	Limit (dBuV/m)	Margin (dB)	Detector	Table (Degree)	Height (cm)	Antenna	Verdict
1	5455.450	58.65	74.0	15.35	Peak	172.00	150	Vertical	Pass
1**	5455.450	46.96	54.0	7.04	AV	172.00	150	Vertical	Pass
2	5460.000	56.25	74.0	17.75	Peak	345.00	150	Vertical	Pass
2**	5460.000	47.23	54.0	6.77	AV	345.00	150	Vertical	Pass
3	5469.600	64.73	68.2	3.47	Peak	57.00	100	Vertical	Pass
3**	5469.600	48.22	--	--	AV	57.00	100	Vertical	N/A
4	5469.950	63.70	68.2	4.50	Peak	210.00	150	Vertical	Pass
4**	5469.950	47.90	--	--	AV	210.00	150	Vertical	N/A

U-NII-2C 11ac20 High Channel

No.	Frequency (MHz)	Results (dBuV/m)	Limit (dBuV/m)	Margin (dB)	Detector	Table (Degree)	Height (cm)	Antenna	Verdict
1	5725.000	58.01	68.2	10.19	Peak	157.00	100	Vertical	Pass
2	5727.350	64.51	68.2	3.69	Peak	61.00	200	Vertical	Pass

U-NII-2C 11ac40 Low Channel

No.	Frequency (MHz)	Results (dBuV/m)	Limit (dBuV/m)	Margin (dB)	Detector	Table (Degree)	Height (cm)	Antenna	Verdict
1	5440.750	58.41	74.0	15.59	Peak	2.00	200	Vertical	Pass
1**	5440.750	46.22	54.0	7.78	AV	2.00	200	Vertical	Pass
2	5460.000	55.82	74.0	18.18	Peak	158.00	100	Vertical	Pass
2**	5460.000	46.50	54.0	7.50	AV	158.00	100	Vertical	Pass
3	5468.200	58.43	68.2	9.77	Peak	75.00	200	Vertical	Pass
3**	5468.200	47.68	--	--	AV	75.00	200	Vertical	N/A
4	5469.950	56.82	68.2	11.38	Peak	328.00	100	Vertical	Pass
4**	5469.950	47.07	--	--	AV	328.00	100	Vertical	N/A

U-NII-2C 11ac40 High Channel

No.	Frequency (MHz)	Results (dBuV/m)	Limit (dBuV/m)	Margin (dB)	Detector	Table (Degree)	Height (cm)	Antenna	Verdict
1	5725.000	56.78	68.2	11.42	Peak	195.00	200	Vertical	Pass
2	5817.050	58.28	68.2	9.92	Peak	0.00	150	Vertical	Pass

U-NII-2C 11ac80 Middle Channel

No.	Frequency (MHz)	Results (dBuV/m)	Limit (dBuV/m)	Margin (dB)	Detector	Table (Degree)	Height (cm)	Antenna	Verdict
1	5457.650	59.22	74.0	14.78	Peak	270.00	100	Vertical	Pass
1**	5457.650	46.93	54.0	7.07	AV	270.00	100	Vertical	Pass
2	5460.000	56.10	74.0	17.90	Peak	55.00	150	Vertical	Pass
2**	5460.000	47.08	54.0	6.92	AV	55.00	150	Vertical	Pass
3	5467.100	59.03	68.2	9.17	Peak	254.00	150	Vertical	Pass
3**	5467.100	47.50	--	--	AV	254.00	150	Vertical	N/A
4	5469.950	56.90	68.2	11.30	Peak	297.00	200	Vertical	Pass
4**	5469.950	47.54	--	--	AV	297.00	200	Vertical	N/A

U-NII-2C 11ac80 Middle Channel

No.	Frequency (MHz)	Results (dBuV/m)	Limit (dBuV/m)	Margin (dB)	Detector	Table (Degree)	Height (cm)	Antenna	Verdict
1	5725.000	57.08	68.2	11.12	Peak	19.00	150	Vertical	Pass
2	5817.300	58.95	68.2	9.25	Peak	173.00	150	Vertical	Pass

U-NII-2C 11ax20(SU) Low Channel

No.	Frequency (MHz)	Results (dBuV/m)	Limit (dBuV/m)	Margin (dB)	Detector	Table (Degree)	Height (cm)	Antenna	Verdict
1	5457.900	61.46	74.0	12.54	Peak	77.00	200	Vertical	Pass
1**	5457.900	47.16	54.0	6.84	AV	77.00	200	Vertical	Pass
2	5460.000	58.46	74.0	15.54	Peak	77.00	200	Vertical	Pass
2**	5460.000	46.96	54.0	7.04	AV	77.00	200	Vertical	Pass
3	5467.950	63.13	68.2	5.07	Peak	87.00	200	Vertical	Pass
3**	5467.950	48.06	--	--	AV	87.00	200	Vertical	N/A
4	5469.950	60.46	68.2	7.74	Peak	77.00	150	Vertical	Pass
4**	5469.950	48.09	--	--	AV	77.00	150	Vertical	N/A

U-NII-2C 11ax20(SU) High Channel

No.	Frequency (MHz)	Results (dBuV/m)	Limit (dBuV/m)	Margin (dB)	Detector	Table (Degree)	Height (cm)	Antenna	Verdict
1	5725.050	60.65	68.2	7.55	Peak	7.00	150	Vertical	Pass
2	5727.400	63.66	68.2	4.54	Peak	57.00	100	Vertical	Pass

U-NII-2C 11ax40(SU) Low Channel

No.	Frequency (MHz)	Results (dBuV/m)	Limit (dBuV/m)	Margin (dB)	Detector	Table (Degree)	Height (cm)	Antenna	Verdict
1	5459.100	59.22	74.0	14.78	Peak	275.00	200	Vertical	Pass
1**	5459.100	47.23	54.0	6.77	AV	275.00	200	Vertical	Pass
2	5460.000	56.55	74.0	17.45	Peak	232.00	150	Vertical	Pass
2**	5460.000	46.90	54.0	7.10	AV	232.00	150	Vertical	Pass
3	5465.300	60.89	68.2	7.31	Peak	253.00	150	Vertical	Pass
3**	5465.300	46.99	--	--	AV	253.00	150	Vertical	N/A
4	5469.950	58.36	68.2	9.84	Peak	73.00	200	Vertical	Pass
4**	5469.950	47.80	--	--	AV	73.00	200	Vertical	N/A

U-NII-2C 11ax40(SU) High Channel

No.	Frequency (MHz)	Results (dBuV/m)	Limit (dBuV/m)	Margin (dB)	Detector	Table (Degree)	Height (cm)	Antenna	Verdict
1	5725.000	61.14	68.2	7.06	Peak	173.00	150	Vertical	Pass
2	5728.900	62.20	68.2	6.00	Peak	83.00	200	Vertical	Pass

U-NII-2C 11ax80(SU) Middle Channel

No.	Frequency (MHz)	Results (dBuV/m)	Limit (dBuV/m)	Margin (dB)	Detector	Table (Degree)	Height (cm)	Antenna	Verdict
1	5453.000	61.79	74.0	12.21	Peak	84.00	100	Vertical	Pass
1**	5453.000	47.36	54.0	6.64	AV	84.00	100	Vertical	Pass
2	5460.000	58.13	74.0	15.87	Peak	37.00	200	Vertical	Pass
2**	5460.000	47.60	54.0	6.40	AV	37.00	200	Vertical	Pass
3	5468.750	65.07	68.2	3.13	Peak	81.00	100	Vertical	Pass
3**	5468.750	48.14	--	--	AV	81.00	100	Vertical	N/A
4	5469.950	59.37	68.2	8.83	Peak	350.00	150	Vertical	Pass
4**	5469.950	48.54	--	--	AV	350.00	150	Vertical	N/A

U-NII-2C 11ax80(SU) Middle Channel

No.	Frequency (MHz)	Results (dBuV/m)	Limit (dBuV/m)	Margin (dB)	Detector	Table (Degree)	Height (cm)	Antenna	Verdict
1	5725.050	56.42	68.2	11.78	Peak	360.00	150	Vertical	Pass
2	5752.550	58.68	68.2	9.52	Peak	233.00	150	Vertical	Pass

U-NII-3 11a Low Channel

No.	Frequency (MHz)	Results (dBuV/m)	Limit (dBuV/m)	Margin (dB)	Detector	Table (Degree)	Height (cm)	Antenna	Verdict
1	5641.950	58.37	68.2	9.83	Peak	274.00	200	Vertical	Pass
2	5650.000	57.32	68.2	10.88	Peak	262.00	200	Vertical	Pass

U-NII-3 11a High Channel

No.	Frequency (MHz)	Results (dBuV/m)	Limit (dBuV/m)	Margin (dB)	Detector	Table (Degree)	Height (cm)	Antenna	Verdict
1	5924.950	55.90	68.2	12.30	Peak	51.00	150	Vertical	Pass
2	5940.300	58.83	68.2	9.37	Peak	3.00	200	Vertical	Pass

U-NII-3 11n20 Low Channel

No.	Frequency (MHz)	Results (dBuV/m)	Limit (dBuV/m)	Margin (dB)	Detector	Table (Degree)	Height (cm)	Antenna	Verdict
1	5648.100	57.82	68.2	10.38	Peak	360.00	150	Vertical	Pass
2	5650.000	57.21	68.2	10.99	Peak	360.00	200	Vertical	Pass

U-NII-3 11n20 High Channel

No.	Frequency (MHz)	Results (dBuV/m)	Limit (dBuV/m)	Margin (dB)	Detector	Table (Degree)	Height (cm)	Antenna	Verdict
1	5924.950	56.89	68.2	11.31	Peak	272.00	150	Vertical	Pass
2	5941.400	58.78	68.2	9.42	Peak	114.00	150	Vertical	Pass

U-NII-3 11n40 Low Channel

No.	Frequency (MHz)	Results (dBuV/m)	Limit (dBuV/m)	Margin (dB)	Detector	Table (Degree)	Height (cm)	Antenna	Verdict
1	5644.500	58.22	68.2	9.98	Peak	10.00	100	Vertical	Pass
2	5650.000	55.82	68.2	12.38	Peak	100.00	100	Vertical	Pass

U-NII-3 11n40 High Channel

No.	Frequency (MHz)	Results (dBuV/m)	Limit (dBuV/m)	Margin (dB)	Detector	Table (Degree)	Height (cm)	Antenna	Verdict
1	5924.950	56.18	68.2	12.02	Peak	180.00	200	Vertical	Pass
2	5939.450	58.71	68.2	9.49	Peak	257.00	200	Vertical	Pass

U-NII-3 11ac20 Low Channel

No.	Frequency (MHz)	Results (dBuV/m)	Limit (dBuV/m)	Margin (dB)	Detector	Table (Degree)	Height (cm)	Antenna	Verdict
1	5641.050	58.01	68.2	10.19	Peak	236.00	100	Vertical	Pass
2	5650.000	56.31	68.2	11.89	Peak	89.00	200	Vertical	Pass

U-NII-3 11ac20 High Channel

No.	Frequency (MHz)	Results (dBuV/m)	Limit (dBuV/m)	Margin (dB)	Detector	Table (Degree)	Height (cm)	Antenna	Verdict
1	5924.950	56.15	68.2	12.05	Peak	59.00	100	Vertical	Pass
2	5931.500	58.62	68.2	9.58	Peak	244.00	200	Vertical	Pass

U-NII-3 11ac40 Low Channel

No.	Frequency (MHz)	Results (dBuV/m)	Limit (dBuV/m)	Margin (dB)	Detector	Table (Degree)	Height (cm)	Antenna	Verdict
1	5643.500	58.19	68.2	10.01	Peak	0.00	200	Vertical	Pass
2	5650.000	56.37	68.2	11.83	Peak	132.00	150	Vertical	Pass

U-NII-3 11ac40 High Channel

No.	Frequency (MHz)	Results (dBuV/m)	Limit (dBuV/m)	Margin (dB)	Detector	Table (Degree)	Height (cm)	Antenna	Verdict
1	5924.950	56.28	68.2	11.92	Peak	197.00	200	Vertical	Pass
2	5947.700	59.43	68.2	8.77	Peak	276.00	150	Vertical	Pass

U-NII-3 11ac80 Middle Channel

No.	Frequency (MHz)	Results (dBuV/m)	Limit (dBuV/m)	Margin (dB)	Detector	Table (Degree)	Height (cm)	Antenna	Verdict
1	5627.150	58.43	68.2	9.77	Peak	222.00	150	Vertical	Pass
2	5650.000	56.97	68.2	11.23	Peak	50.00	150	Vertical	Pass

U-NII-3 11ac80 Middle Channel

No.	Frequency (MHz)	Results (dBuV/m)	Limit (dBuV/m)	Margin (dB)	Detector	Table (Degree)	Height (cm)	Antenna	Verdict
1	5924.950	56.73	68.2	11.47	Peak	7.00	100	Vertical	Pass
2	5941.150	58.72	68.2	9.48	Peak	360.00	100	Vertical	Pass

U-NII-3 11ax20(SU) Low Channel

No.	Frequency (MHz)	Results (dBuV/m)	Limit (dBuV/m)	Margin (dB)	Detector	Table (Degree)	Height (cm)	Antenna	Verdict
1	5649.500	58.56	68.2	9.64	Peak	185.00	200	Vertical	Pass
2	5650.000	56.07	68.2	12.13	Peak	248.00	100	Vertical	Pass

U-NII-3 11ax20(SU) High Channel

No.	Frequency (MHz)	Results (dBuV/m)	Limit (dBuV/m)	Margin (dB)	Detector	Table (Degree)	Height (cm)	Antenna	Verdict
1	5924.950	56.26	68.2	11.94	Peak	184.00	150	Vertical	Pass
2	5943.650	58.39	68.2	9.81	Peak	268.00	150	Vertical	Pass

U-NII-3 11ax40(SU) Low Channel

No.	Frequency (MHz)	Results (dBuV/m)	Limit (dBuV/m)	Margin (dB)	Detector	Table (Degree)	Height (cm)	Antenna	Verdict
1	5647.350	58.30	68.2	9.90	Peak	0.00	200	Vertical	Pass
2	5650.000	56.91	68.2	11.29	Peak	164.00	200	Vertical	Pass

U-NII-3 11ax40(SU) High Channel

No.	Frequency (MHz)	Results (dBuV/m)	Limit (dBuV/m)	Margin (dB)	Detector	Table (Degree)	Height (cm)	Antenna	Verdict
1	5924.950	56.15	68.2	12.05	Peak	217.00	200	Vertical	Pass
2	5942.100	58.35	68.2	9.85	Peak	81.00	150	Vertical	Pass

U-NII-3 11ax80(SU) Middle Channel

No.	Frequency (MHz)	Results (dBuV/m)	Limit (dBuV/m)	Margin (dB)	Detector	Table (Degree)	Height (cm)	Antenna	Verdict
1	5647.100	58.98	68.2	9.22	Peak	353.00	150	Vertical	Pass
2	5650.000	56.57	68.2	11.63	Peak	0.00	100	Vertical	Pass

U-NII-3 11ax80(SU) Middle Channel

No.	Frequency (MHz)	Results (dBuV/m)	Limit (dBuV/m)	Margin (dB)	Detector	Table (Degree)	Height (cm)	Antenna	Verdict
1	5924.950	57.90	68.2	10.30	Peak	320.00	100	Vertical	Pass
2	5945.150	58.16	68.2	10.04	Peak	209.00	100	Vertical	Pass

ANNEX B TEST SETUP PHOTOS

Please refer the document “Ti-EE26030457-AR.PDF”.

ANNEX C EUT EXTERNAL PHOTOS

Please refer the document “Ti-EE26030457-AW.PDF”.

ANNEX D EUT INTERNAL PHOTOS

Please refer the document “Ti-EE26030457-AI.PDF”.

Statement

1. The laboratory guarantees the scientificity, accuracy and impartiality of the test, and is responsible for all the information in the report, except the information provided by the customer. The customer is responsible for the impact of the information provided on the validity of the results.
2. The report without China inspection body and laboratory Mandatory Approval (CMA) mark has no effect of proving to the society.
3. For the report with CNAS mark or A2LA mark, the items marked with "☆" are not within the accredited scope.
4. This report is invalid if it is altered, without the signature of the testing and approval personnel, or without the “inspection and testing dedicated stamp” or test report stamp.
5. The test data and results are only valid for the tested samples provided by the customer.
6. This report shall not be partially reproduced without the written permission of the laboratory.
7. Any objection shall be raised to the laboratory within 30 days after receiving the report.

--END OF REPORT--