ACCREDITED
CERT#4344.01

TEST REPORT

Applicant:	Acer Incorporated
Address:	8F, 88, Sec.1 Xintai 5th Rd. Xizhi, New Taipei City 221, Taiwan
Equipment Type:	Tablet PC
Model Name:	A25008
Brand Name:	acer
Marketing Name:	Iconia V12, V12-11M
FCC ID:	HLZA25008
ISED Number:	1754F-A25008
Test Standard:	47 CFR Part 15 Subpart E RSS-Gen Issue 5 RSS-247 Issue 3 (refer to section 3.1)
Sample Arrival Date:	May 09, 2025
Test Date:	May 31, 2025 - Jun. 10, 2025
Date of Issue:	Jul. 16, 2025

ISSUED BY:

Shenzhen BALUN Technology Co., Ltd.

Tested by: Julie Zhu **Checked by:** Ye Hongji **Approved by:** Sunny Zou (Technical Director)

Julie zhu Ye Hongji Sunny Zou

Revision History

Version	Issue Date	Revisions
Rev. 01	Jul. 16, 2025	Initial Issue

TABLE OF CONTENTS

1 GENERAL INFORMATION 4

1.1 Test Laboratory 4

1.2 Test Location 4

2 PRODUCT INFORMATION 5

2.1 Applicant Information 5

2.2 Manufacturer Information 5

2.3 General Description for Equipment under Test (EUT) 5

2.4 Technical Information 6

2.5 Channel List 8

3 SUMMARY OF TEST RESULTS 13

3.1 Test Standards 13

3.2 Test Verdict 13

4 GENERAL TEST CONFIGURATIONS 14

4.1 Test Environments 14

4.2 Test Equipment List 14

4.3 Test Software List 14

4.4 Measurement Uncertainty 15

4.5 Description of Test Setup 15

5 TEST ITEMS 18

5.1 RF Output Power 18

5.2 Emission Bandwidth and 6 dB Bandwidth 20

5.3 Power Spectral density (PSD) 21

5.4 Conducted Emission 22

5.5 Radiated Spurious Emissions and Band Edge (Restricted-band) 23

ANNEX A TEST RESULT 28
A.1 RF Output Power 28
A.2 Emission Bandwidth & 99% Bandwidth 37
A.3 6 dB Bandwidth 41
A.4 Power Spectral Density 42
A.5 Conducted Emissions 50
A.6 Radiated Spurious Emissions and Band Edge (Restricted-band) 53
ANNEX B TEST SETUP PHOTOS 166
ANNEX C EUT EXTERNAL PHOTOS 166
ANNEX D EUT INTERNAL PHOTOS 166

1 GENERAL INFORMATION

1.1 Test Laboratory

Name	Shenzhen BALUN Technology Co., Ltd.
Address	Block B, 1/F, Baisha Science and Technology Park, Shahe Xi Road, Nanshan District, Shenzhen, Guangdong Province, P. R. China
Phone Number	+86 755 6685 0100

1.2 Test Location

Name	Shenzhen BALUN Technology Co., Ltd.
Location	☑ Block B, 1/F, Baisha Science and Technology Park, Shahe Xi Road, Nanshan District, Shenzhen, Guangdong Province, P. R. China
	☐ 1/F, Building B, Ganghongji High-tech Intelligent Industrial Park, No. 1008, Songbai Road, Yangguang Community, Xili Sub-district, Nanshan District, Shenzhen, Guangdong Province, P. R. China
Accreditation Certificate	The laboratory is a testing organization accredited by FCC as a accredited testing laboratory. The designation number is CN1196. The laboratory has been listed by Industry Canada to perform electromagnetic emission measurements. The recognition numbers of test site are 11524A.

2 PRODUCT INFORMATION

2.1 Applicant Information

Applicant	Acer Incorporated
Address	8F, 88, Sec.1 Xintai 5th Rd. Xizhi, New Taipei City 221, Taiwan

2.2 Manufacturer Information

Manufacturer	Acer Incorporated
Address	8F, 88, Sec.1 Xintai 5th Rd. Xizhi, New Taipei City 221, Taiwan

2.3 General Description for Equipment under Test (EUT)

EUT Name	Tablet PC
Model Name Under Test	A25008
Series Model Name	N/A
Description of Model name differentiation	N/A
Marketing Name	Iconia V12, V12-11M
Serial Number	N8LJRWW001522005A19H00
Hardware Version	M112TC
Software Version	Android 15
Dimensions (Approx.)	N/A
Weight (Approx.)	N/A

2.4 Technical Information

Network and Wireless connectivity	Bluetooth (BR+EDR+BLE) WIFI 802.11a, 802.11b, 802.11g, 802.11n, 802.11ac and 802.11ax GPS, GLONASS

The requirement for the following technical information of the EUT was tested in this report:

Frequency Range	U-NII-1: 5150 MHz to 5250 MHz, U-NII-2A: 5250 MHz to 5350 MHz, U-NII-2C: 5470 MHz to 5725 MHz, U-NII-3: 5725 MHz to 5850 MHz
Product Type	☐ Mobile ☒ Portable ☐ Fix Location Indoor for IC standard
Modulation technology	OFDM, OFDMA
Modulation Type	1024QAM, 256QAM, 64QAM, 16QAM, BPSK, QPSK
Transfer Rate (Mbps) (Single RF path)	802.11a: 54/ 48/ 36/ 24/ 18/ 12/ 9/ 6 Mbps 802.11n: up to 150 Mbps 802.11ac: up to VHT-MCS9 802.11ax up to 1201 Mbps
Channel Bandwidth	802.11a: 20 MHz 802.11n: 20 MHz, 40 MHz 802.11ac: 20 MHz, 40 MHz, 80 MHz, 160MHz 802.11ax: 20 MHz, 40 MHz, 80 MHz, 160MHz
Maximum Output Power	U-NII-1: 13.84 mW U-NII-2A: 13.65 mW U-NII-2C: 24.04 mW U-NII-3: 22.65 mW
Antenna System (eg., MIMO, Smart Antenna)	N/A
Categorization as Correlated or Completely Uncorrelated	N/A
Antenna Type	PIFA Antenna
Antenna Gain	U-NII-1: 5150 MHz to 5250 MHz: 0.63 dBi U-NII-2A: 5250 MHz to 5350 MHz: 0.58 dBi U-NII-2C: 5470 MHz to 5725 MHz: 0.60 dBi U-NII-3: 5725 MHz to 5850 MHz: 1.06 dBi
About the Product	The equipment is Tablet PC, intended for used with information technology equipment.

802.11ax RU configuration table							
Mode	Full RU (SU)	RU_26	RU_52	RU_106	RU_242	RU_484	RU_996
802.11ax20	√	--	--	--	--	--	--
802.11ax40	√	--	--	--	--	--	--
802.11ax80	√	--	--	--	--	--	--
802.11ax160	√	--	--	--	--	--	--

Note: The above EUT information in section 2.4 was declared by manufacturer and for more detailed features description, please refer to the manufacturer's specifications or user's manual.

2.5 Channel List

20 MHz		40 MHz		80 MHz		160 MHz	
Channel Number	Frequency (MHz)	Channel Number	Frequency (MHz)	Channel Number	Frequency (MHz)	Channel Number	Frequency (MHz)
36	**5180**	**38**	**5190**	**42**	**5210**	**50**	**5250**
40	5200	**46**	**5230**	**58**	**5290**	**114**	**5570**
44	**5220**	**54**	**5270**	**106**	**5530**		
48	**5240**	**62**	**5310**	**122**	**5610**		
52	**5260**	**102**	**5510**	**155**	**5775**		
56	5280	110	5550				
60	**5300**	**118**	**5590**				
64	**5320**	126	5630				
100	**5500**	**134**	**5670**				
104	5520	**151**	**5755**				
108	5540	**159**	**5795**				
112	5560						
116	**5580**						
120	5600						
124	5620						
128	5640						
132	5660						
136	5680						
140	**5700**						
149	**5745**						
153	5765						
157	**5785**						
161	5805						
165	**5825**						

Note: This report equipment will not transmit in the 5600-5650 MHz frequency band when used in Canada. This restriction is to protect weather radars operating in this frequency band.

The Lowest frequency, the middle frequency and the highest frequency of channel were selected to perform the test, and the selected channel see below:

For 802.11a/n(HT20)/ac(VHT20)/ax(HE20)

U-NII-1 (5150 - 5250 MHz)			U-NII-2A (5250 - 5350 MHz)		
Channel Number	Channel	Frequency (MHz)	Channel Number	Channel	Frequency (MHz)
36	Low	5180	52	Low	5260
44	Mid	5220	60	Mid	5300
48	High	5240	64	High	5320

U-NII-2C (5470 - 5725 MHz)			U-NII-3 (5725 - 5850 MHz)		
Channel Number	Channel	Frequency (MHz)	Channel Number	Channel	Frequency (MHz)
100	Low	5500	149	Low	5745
116	Mid	5580	157	Mid	5785
140	High	5700	165	High	5825

For 802.11n(HT40)/ac(VHT40)/ax(HE40)

U-NII-1 (5150 - 5250 MHz)			U-NII-2A (5250 - 5350 MHz)		
Channel Number	Channel	Frequency (MHz)	Channel Number	Channel	Frequency (MHz)
38	Low	5190	54	Low	5270
46	High	5230	62	High	5310

U-NII-2C (5470 - 5725 MHz)			U-NII-3 (5725 - 5850 MHz)		
Channel Number	Channel	Frequency (MHz)	Channel Number	Channel	Frequency (MHz)
102	Low	5510	151	Low	5755
118	Mid	5590	159	High	5795
134	High	5670			

For 802.11ac(VHT80)/ax(HE80)

U-NII-1 (5150 - 5250 MHz)			U-NII-2A (5250 - 5350 MHz)		
Channel Number	Channel	Frequency (MHz)	Channel Number	Channel	Frequency (MHz)
42	Mid	5210	58	Mid	5290

U-NII-2C (5470 - 5725 MHz)			U-NII-3 (5725 - 5850 MHz)		
Channel Number	Channel	Frequency (MHz)	Channel Number	Channel	Frequency (MHz)
106	Low	5530	155	Mid	5775
122	High	5610			

For 802.11ac(VHT160)/ax(HE160)

U-NII-1 (5150 - 5250 MHz)			U-NII-2C (5470 - 5725 MHz)		
Channel Number	Channel	Frequency (MHz)	Channel Number	Channel	Frequency (MHz)
50	Mid	5250	114	Mid	5570

Note: Preliminary tests were performed in different data rate in above table to find the worst radiated emission. The data rate shown in the table below is the worst-case rate with respect to the specific test item. Investigation has been done on all the possible configurations for searching the worst cases. The following table is a list of the test modes shown in this test report.

Test Items	Mode	Data Rate	Modulation Type	U-NII-1	U-NII-2A	U-NII-2C	U-NII-3
				Channel	Channel	Channel	Channel
RF Output Power	11a	6	BPSK	48/44/36	64/60/52	140/116/100	165/157/149
	11n(20 MHz)	6.5		48/44/36	64/60/52	140/116/100	165/157/149
	11n(40 MHz)	13.5		46/38	62/54	134/118/102	159/151
	11ac(20 MHz)	6.5		48/44/36	64/60/52	140/116/100	165/157/149
	11ac(40 MHz)	13.5		46/38	62/54	134/118/102	159/151
	11ac(80 MHz)	29.3		42	58	122/106	155
	11ac(160 MHz)	58.5		50	/	114	/
	11ax(20 MHz)	4		48/44/36	64/60/52	140/116/100	165/157/149
	11ax(40 MHz)	8		46/38	62/54	134/118/102	159/151
	11ax(80 MHz)	17		42	58	122/106	155
	11ax(160 MHz)	34		50	/	114	/
Emission Bandwidth & 99% Occupied Bandwidth	11a	6	BPSK	48/44/36	64/60/52	140/116/100	165/157/149
	11n(20 MHz)	6.5		48/44/36	64/60/52	140/116/100	165/157/149
	11n(40 MHz)	13.5		46/38	62/54	134/118/102	159/151
	11ac(20 MHz)	6.5		48/44/36	64/60/52	140/116/100	165/157/149
	11ac(40 MHz)	13.5		46/38	62/54	134/118/102	159/151
	11ac(80 MHz)	29.3		42	58	122/106	155
	11ac(160 MHz)	58.5		50	/	114	/
	11ax(20 MHz)	4		48/44/36	64/60/52	140/116/100	165/157/149
	11ax(40 MHz)	8		46/38	62/54	134/118/102	159/151
	11ax(80 MHz)	17		42	58	122/106	155
	11ax(160 MHz)	34		50	/	114	/
6 dB bandwidth	11a	6	BPSK	N/A	N/A	N/A	165/157/149
	11n(20 MHz)	6.5		N/A	N/A	N/A	165/157/149
	11n(40 MHz)	13.5		N/A	N/A	N/A	159/151
	11ac(20 MHz)	6.5		N/A	N/A	N/A	165/157/149
	11ac(40 MHz)	13.5		N/A	N/A	N/A	159/151
	11ac(80 MHz)	29.3		N/A	N/A	N/A	155
	11ac(160 MHz)	58.5		N/A	N/A	N/A	/
	11ax(20 MHz)	4		N/A	N/A	N/A	165/157/149
	11ax(40 MHz)	8		N/A	N/A	N/A	159/151
	11ax(80 MHz)	17		N/A	N/A	N/A	155
	11ax(160 MHz)	34		N/A	N/A	N/A	/
Power Spectral Density	11a	6	BPSK	48/44/36	64/60/52	140/116/100	165/157/149
	11n(20 MHz)	6.5		48/44/36	64/60/52	140/116/100	165/157/149
	11n(40 MHz)	13.5		46/38	62/54	134/118/102	159/151
	11ac(20 MHz)	6.5		48/44/36	64/60/52	140/116/100	165/157/149
	11ac(40 MHz)	13.5		46/38	62/54	134/118/102	159/151
	11ac(80 MHz)	29.3		42	58	122/106	155
	11ac(160 MHz)	58.5		50	/	114	/

	11ax(20 MHz)	4		48/44/36	64/60/52	140/116/100	165/157/149
	11ax(40 MHz)	8		46/38	62/54	134/118/102	159/151
	11ax(80 MHz)	17		42	58	122/106	155
	11ax(160 MHz)	34		50	/	114	/
Radiated Spurious Emissions	11a	6	BPSK	48/44/36	64/60/52	140/116/100	165/157/149
	11n(20 MHz)	6.5		48/44/36	64/60/52	140/116/100	165/157/149
	11n(40 MHz)	13.5		46/38	62/54	134/118/102	159/151
	11ac(20 MHz)	6.5		48/44/36	64/60/52	140/116/100	165/157/149
	11ac(40 MHz)	13.5		46/38	62/54	134/118/102	159/151
	11ac(80 MHz)	29.3		42	58	122/106	155
	11ac(160 MHz)	58.5		50	/	114	/
	11ax(20 MHz)	4		48/44/36	64/60/52	140/116/100	165/157/149
	11ax(40 MHz)	8		46/38	62/54	134/118/102	159/151
	11ax(80 MHz)	17		42	58	122/106	155
	11ax(160 MHz)	34		50	/	114	/
Band Edge (Restricted-band)	11a	6	BPSK	48/36	64/52	140/100	165/149
	11n(20 MHz)	6.5		48/36	64/52	140/100	165/149
	11n(40 MHz)	13.5		46/38	62/54	134/102	159/151
	11ac(20 MHz)	6.5		48/36	64/52	140/100	165/149
	11ac(40 MHz)	13.5		46/38	62/54	134/102	159/151
	11ac(80 MHz)	29.3		42	58	122/106	155
	11ac(160 MHz)	58.5		50	/	114	/
	11ax(20 MHz)	4		48/36	64/52	140/100	165/149
	11ax(40 MHz)	8		46/38	62/54	134/102	159/151
	11ax(80 MHz)	17		42	58	122/106	155
	11ax(160 MHz)	34		50	/	114	/

3 SUMMARY OF TEST RESULTS

3.1 Test Standards

No.	Identity	Document Title
1	47 CFR Part 15 Subpart E	Unlicensed National Information Infrastructure Devices
2	RSS-Gen Issue 5	General Requirements for Compliance of Radio Apparatus
3	RSS-247 Issue 3	Digital Transmission Systems (DTSs), Frequency Hopping Systems(FHSs) and Licence-Exemp Local Area Network (LE-LAN) Devices
4	ANSI C63.10-2013	American National Standard for Testing Unlicensed Wireless Devices
5☆	KDB Publication 789033 D02v02r01	Guidelines for Compliance Testing of Unlicensed National Information Infrastructure (U-NII) Devices Part 15, Subpart E

3.2 Test Verdict

No.	Description	FCC Part No.	RSS Part No.	Test Result	Verdict
1	Antenna Requirement	15.203	RSS-247, 6.2	--	Pass[Note1]
2	RF Output Power	15.407(a)	RSS-247, 6.2	ANNEX A.1	Pass
3	Emission Bandwidth & 99% Occupied Bandwidth	15.407(a)	RSS-247, 6.2	ANNEX A.2	Pass
4	6 dB bandwidth	15.407(e)	RSS-247, 6.2	ANNEX A.3	Pass
5	Power Spectral Density	15.407(a)	RSS-247, 6.2	ANNEX A.4	Pass
6	Conducted Emission	15.207	RSS-GEN, 8.8	ANNEX A.5	Pass
7	Radiated Spurious Emissions and Band Edge (Restricted-band)	15.407(b)	RSS-247, 6.2	ANNEX A.6	Pass
8	Receiver Spurious Emissions	--	RSS-Gen, 7.1.2	--	N/A[Note2]

Note [1]: The EUT has a permanently and irreplaceable attached antenna, which complies with the requirement FCC 15.203.
Note [2]: Only radio communication receivers operating in stand-alone mode within the U-NII-30-960 MHz, as well as scanner receivers, are subject to Industry Canada requirements, so this test is not applicable.
Note [3]: Under all normal operating conditions specified in the user manual, frequency stability can keep radiation within the operating frequency band.

4 GENERAL TEST CONFIGURATIONS

4.1 Test Environments

During the measurement, the normal environmental conditions were within the listed ranges:

Relative Humidity	50% to 63%	
Atmospheric Pressure	100 kPa to 102 kPa	
Temperature	NT (Normal Temperature)	+19.4℃ to +24.6℃
Working Voltage of the EUT	NV (Normal Voltage)	3.80V

4.2 Test Equipment List

Description	Manufacturer	Model	Serial No.	Cal. Date	Cal. Due
Spectrum Analyzer	KEYSIGHT	N9020A	MY46471071	2024.07.04	2025.07.03
Spectrum Analyzer	ROHDE&SCHWARZ	FSV-40	101544	2024.12.16	2025.12.15
Power Sensor	KEYSIGHT	U2063XA	MY58000247	2024.07.04	2025.07.03
Spectrum Analyzer	KEYSIGHT	N9020A	MY50531259	2024.08.01	2025.07.31
Test Antenna-Horn	SCHWARZBECK	BBHA 9120D	02460	2024.05.16	2027.05.15
Test Antenna-Horn	A-INFO	LB-180400KF	J211060273	2024.06.15	2027.06.14
Anechoic Chamber	RAINFORD	9m*6m*6m	140	2024.07.28	2027.07.27
Amplifier	COM-MV	LSCX_LNA1-12G-01	7210214	2024.08.01	2025.07.31
Amplifier	COM-MV	XKu_LNA7-18G-01	7210209	2024.08.01	2025.07.31
Amplifier	COM-MV	KA LNA18 40G-01	18050001	2024.12.05	2025.12.04
EMI Receiver	ROHDE&SCHWARZ	ESRP	101036	2024.08.01	2025.07.31
Test Antenna-Bi-Log	SCHWARZBECK	VULB 9168	9168-01162	2023.08.04	2026.08.03
Test Antenna-Loop	SCHWARZBECK	FMZB 1519	1519-037	2024.01.23	2027.01.22
Amplifier	COM-MV	ZT30-1000M	B2018054558	2024.11.28	2025.11.27
Anechoic Chamber	EMC Electronic Co., Ltd	20.10*11.60*7.35m	130	2024.07.13	2027.07.12
EMI Receiver	KEYSIGHT	N9010B	MY57110309	2024.08.01	2025.07.31
LISN	SCHWARZBECK	NSLK 8127	8127-687	2025.04.29	2026.04.28
Shielded Enclosure	YiHeng Electronic Co., Ltd	3.5m*3.1m*2.8m	112	2025.02.14	2028.02.13

4.3 Test Software List

Description	Manufacturer	Software Version	Serial No.	Applicable test Setup
BL410R	BALUN	V2.1.1.488	N/A	The section 4.5.1
BL410E	BALUN	V22.930	N/A	The section 4.5.2&4.5.3&4.5.4&4.5.5

4.4 Measurement Uncertainty

The following measurement uncertainty levels have been estimated for tests performed on the EUT as specified in CISPR 16-4-2.

This uncertainty represents an expanded uncertainty expressed at approximately the 95% confidence level using a coverage factor of k=2.

Parameters	Uncertainty
Occupied Channel Bandwidth	2.8%
RF output power, conducted	1.28 dB
Power Spectral Density, conducted	1.30 dB
Unwanted Emissions, conducted	1.84 dB
All emissions, radiated	5.36 dB
Temperature	0.8℃
Humidity	4%

4.5 Description of Test Setup

4.5.1 For Antenna Port Test

Conducted value (dBm) = Measurement value (dBm) + cable loss (dB)

For example: the measurement value is 10 dBm and the cable 0.5dBm used, then the final result of EUT:
Conducted value (dBm) = 10 dBm + 0.5 dB = 10.5 dBm

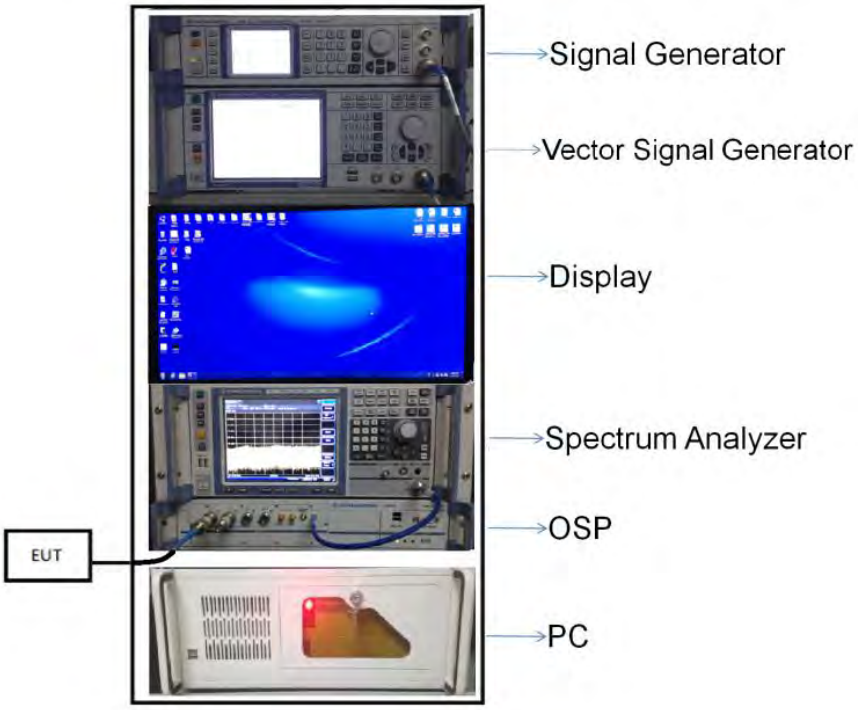

(Diagram 1)

4.5.2 For AC Power Supply Port Test

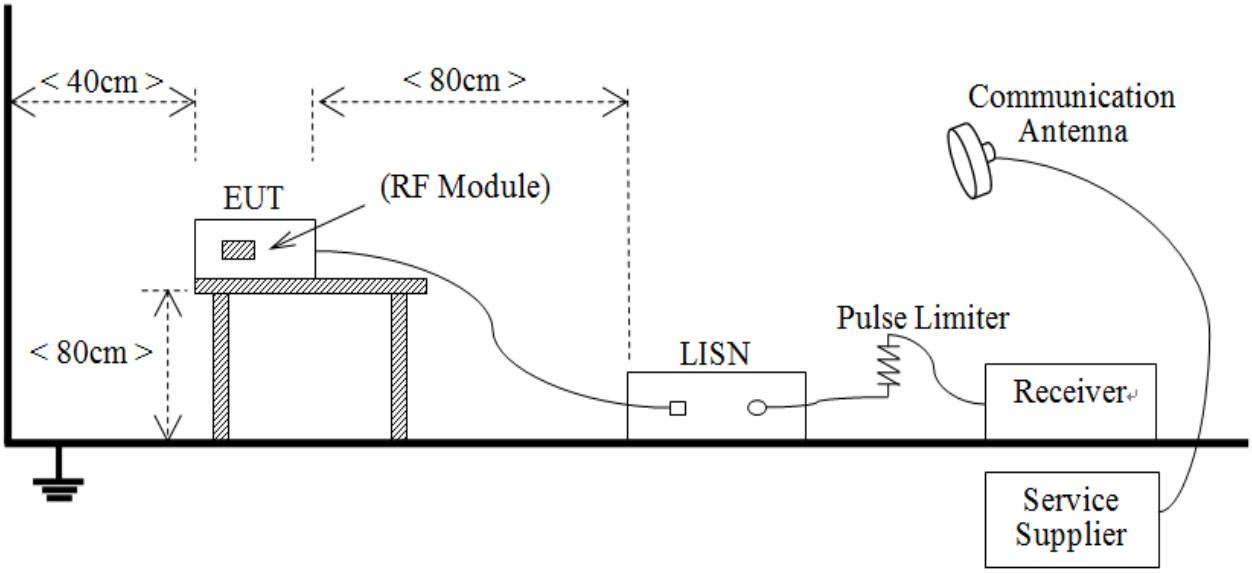

(Diagram 2)

4.5.3 For Radiated Test (Below 30 MHz)



(Diagram 3)

4.5.4 For Radiated Test (30 MHz-1 GHz)



(Diagram 4)

4.5.5 For Radiated Test (Above 1 GHz)

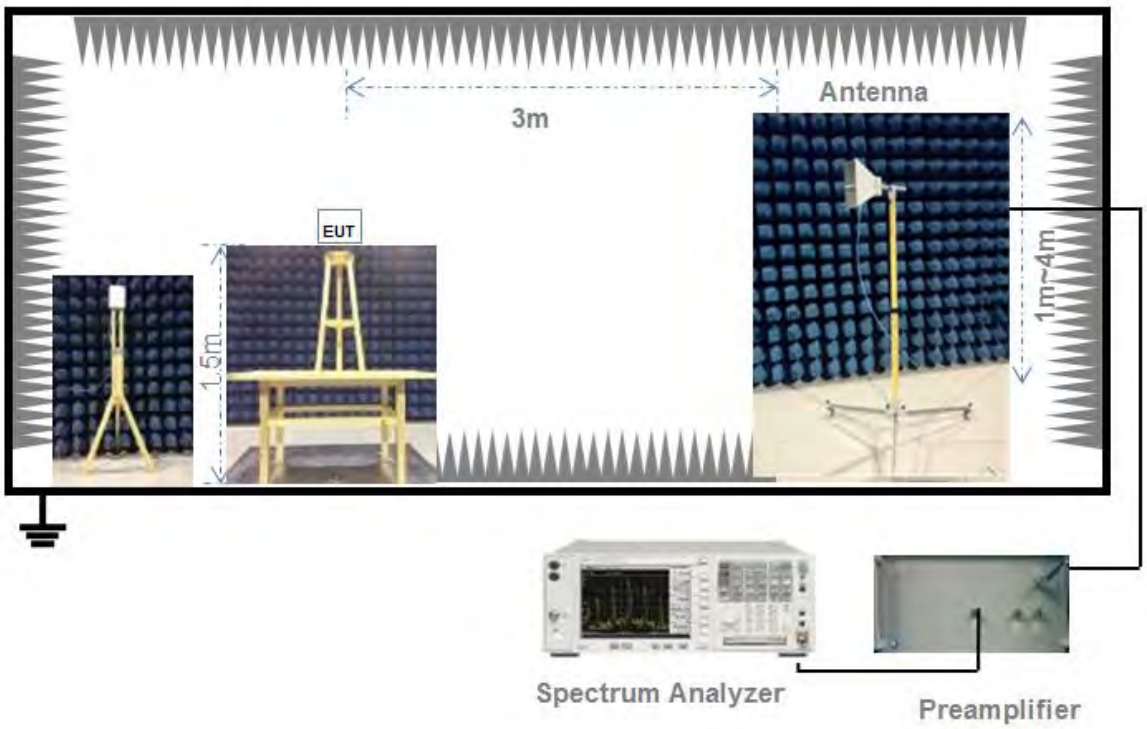

(Diagram 5)

5 TEST ITEMS

5.1 RF Output Power

5.1.1 Test Limit

FCC §15.407(a)

The maximum conducted output power should not exceed:

Frequency Band (MHz)	Limit
5150-5250	250 mW
5250-5350	250 mW or 11 dBm + 10log B, whichever is less.
5470-5725	250 mW or 11 dBm + 10log B, whichever is less.
5725-5850	1 W
Note: Where “B” is the 26 dB emissions bandwidth in MHz.	

RSS-247, 6.2

The maximum conducted output power shall not exceed:

Frequency Band (MHz)	Limit
5150-5250	N/A
5250-5350	250 mW or 11 dBm + 10log B, whichever is less.
5470-5725	250 mW or 11 dBm + 10log B, whichever is less.
5725-5850	1 W
Note: Where “B” is the 99% emissions bandwidth in MHz.	

The maximum e.i.r.p. shall not exceed:

Frequency Band (MHz)	Limit
5150-5250	200 mW or 10 dBm + 10log B, whichever is less.
5250-5350	1W or 17 dBm + 10log B, whichever is less.
5470-5725	1W or 17 dBm + 10log B, whichever is less.
5725-5850	N/A
Note1: Where “B” is the 99% emissions bandwidth in MHz. Note2: EIRP= maximum conducted output power+ Antenna Gain.	

5.1.2 Test Setup

The section 4.5.1 (Diagram 1) test setup description was used for this test. The photo of test setup please refer to ANNEX B.

5.1.3 Test Procedure

<u>Maximum conducted (average) output power</u>

a) Measurements may be performed using a wideband RF power meter with a thermocouple detector or equivalent if all of the conditions listed below are satisfied.

1) The EUT is configured to transmit continuously or to transmit with a constant duty cycle.

2) At all times when the EUT is transmitting, it shall be transmitting at its maximum power control level.

3) The integration period of the power meter exceeds the repetition period of the transmitted signal by

at least a factor of five.

b) If the transmitter does not transmit continuously, measure the duty cycle (x) of the transmitter output signal.

c) Measure the average power of the transmitter. This measurement is an average over both the on and off periods of the transmitter.

d) Adjust the measurement in dBm by adding 10 log (1/x) where x is the duty cycle.

Measurements of duty cycle

The zero-span mode on a spectrum analyzer or EMI receiver if the response time and spacing between bins on the sweep are sufficient to permit accurate measurements of the on and off times of the transmitted signal.

Set the center frequency of the instrument to the center frequency of the transmission.

Set RBW ≥ OBW if possible; otherwise, set RBW to the largest available value.

Set VBW ≥ RBW. Set detector = peak or average.

The zero-span measurement method shall not be used unless both RBW and VBW are > 50/T and the number of sweep points across duration T exceeds 100. (For example, if VBW and/or RBW are limited to 3 MHz, then the zero-span method of measuring duty cycle shall not be used if T ≤ 16.7 microseconds.)

The E.I.R.P used radiated test method. At a test site that has been validated using the procedures of ANSI C63.4 or the latest CISPR 16-1-4 for measurements above 1 GHz, so as to simulate a near free-space environment.

5.1.4 Test Result

Please refer to ANNEX A.1.

5.2 Emission Bandwidth and 6 dB Bandwidth

5.2.1 Limit

FCC §15.407(a), RSS-247, 6.2

Within the 5.725-5.85 GHz band, the minimum 6 dB bandwidth of U-NII devices shall be at least 500 kHz.

5.2.2 Test Setup

The test setup photo please refer to 4.5.1 (Diagram 1) test setup description was used for this test. The photo of test setup please refer to ANNEX B.

5.2.3 Test Procedure

Emission bandwidth

1. Set RBW = approximately 1% of the emission bandwidth.

2. Set VBW ≥ 3*RBW,

3. Detector = Peak.

4. Trace mode = Max hold.

5. Measure the maximum width of the emission that is 26 dB down from the peak of the emission.

Occupied Bandwidth

1. Set Span = 1.5 times to 5.0 times the OBW

2. Set RBW = 1% to 5% of the OBW.

3. Set VBW ≥ 3*RBW, Detector = Peak.

4. Trace mode = Max hold.

5. Use the 99% power bandwidth function of the instrument.

6 dB bandwidth

1. Set RBW = 100 kHz, VBW = 300 kHz.

2. Detector = Peak.Trace mode = Max hold.

3. Allow the trace to stabilize.

4. Measure the maximum width of the emission that is constrained by the frequencies associated with the two outermost amplitude points (upper and lower frequencies) that are attenuated by 6 dB relative to the maximum level measured in the fundamental emission.

5.2.4 Test Result

Please refer to ANNEX A.2 and ANNEX A.3.

5.3 Power Spectral density (PSD)

5.3.1 Limit

FCC §15.407(a)

The maximum power spectral density should not exceed:

Frequency Band (MHz)	Limit
5150-5250	11 dBm/MHz
5250-5350	11 dBm/MHz
5470-5725	11 dBm/MHz
5725-5850	30 dBm/500kHz

RSS-247, 6.2

The maximum power spectral density should not exceed:

Frequency Band (MHz)	Limit
5150-5250	N/A
5250-5350	11 dBm/MHz
5470-5725	11 dBm/MHz
5725-5850	30 dBm/500kHz

The e.i.r.p. spectral density should not exceed:

Frequency Band (MHz)	Limit
5150-5250	10 dBm/MHz
5250-5350	N/A
5470-5725	N/A
5725-5850	N/A
e.i.r.p. spectral density= maximum power spectral density+ Antenna Gain.	

5.3.2 Test Setup

The section 4.5.1 (Diagram 1) test setup description was used for this test. The photo of test setup please refer to ANNEX B.

5.3.3 Test Procedure

Set the spectrum analyzer or EMI receiver span to view the entire emission bandwidth.

1. Set RBW = 510 kHz/1 MHz, VBW ≥ 3*RBW, Sweep time = Auto, Detector = RMS.
2. Allow the sweeps to continue until the trace stabilizes.
3. Use the peak marker function to determine the maximum amplitude level.
4. The E.I.R.P spectral density used radiated test method. At a test site that has been validated using the procedures of ANSI C63.4 or the latest CISPR 16-1-4 for measurements above 1 GHz, so as to simulate a near free-space environment.

5.3.4 Test Result

Please refer to ANNEX A.4.

5.4 Conducted Emission

5.4.1 Limit

FCC §15.207, RSS-GEN, 8.8

For an intentional radiator that is designed to be connected to the public utility (AC) power line, the radio frequency voltage that is conducted back onto the AC power line on any frequency within the U-NII-150 kHz to 30 MHz shall not exceed the limits in the following table, as measured using a 50μH/50Ω line impedance stabilization network (LISN).

Frequency range (MHz)	Conducted Limit (dBμV)	
	Quai-peak	Average
0.15 - 0.50	66 to 56	56 to 46
0.50 - 5	56	46
0.50 - 30	60	50

5.4.2 Test Setup

The section 4.5.2 (Diagram 2) test setup description was used for this test. The photo of test setup please refer to ANNEX B.

5.4.3 Test Procedure

The maximum conducted interference is searched using Peak (PK), if the emission levels more than the AV and QP limits, and that have narrow margins from the AV and QP limits will be re-measured with AV and QP detectors. Tests for both L phase and N phase lines of the power mains connected to the EUT are performed. Refer to recorded points and plots below.

5.4.4 Test Result

Please refer to ANNEX A.5.

5.5 Radiated Spurious Emissions and Band Edge (Restricted-band)

5.5.1 Limit

FCC §15.209 & 15.407(b), RSS-247, 6.2

Frequency (MHz)	Field Strength (μV/m)	Measurement Distance (m)
0.009 - 0.490	2400/F(kHz)	300
0.490 - 1.705	24000/F(kHz)	30
1.705 - 30.0	30	30
30 - 88	100	3
88 - 216	150	3
216 - 960	200	3
Above 960	500	3

Note [1]: The Limit for radiated test was performed according to FCC Part 15C
Note [2]: The tighter limit applies at the band edge.

Un-restricted band emissions	
Out Operating Band (MHz)	Limit
5150 - 5250	e.i.r.p. -27 dBm (68.2 dBuV/m@3m)
5250 - 5350	e.i.r.p. -27 dBm (68.2 dBuV/m@3m)
5470 - 5725	e.i.r.p. -27 dBm (68.2 dBuV/m@3m)
5725 - 5850	All emissions shall be limited to a level of -27 dBm/MHz at 75 MHz or more above or below the band edge increasing linearly to 10 dBm/MHz at 25 MHz above or below the band edge, and from 25 MHz above or below the band edge increasing linearly to a level of 15.6 dBm/MHz at 5 MHz above or below the band edge, and from 5 MHz above or below the band edge increasing linearly to a level of 27 dBm/MHz at the band edge. 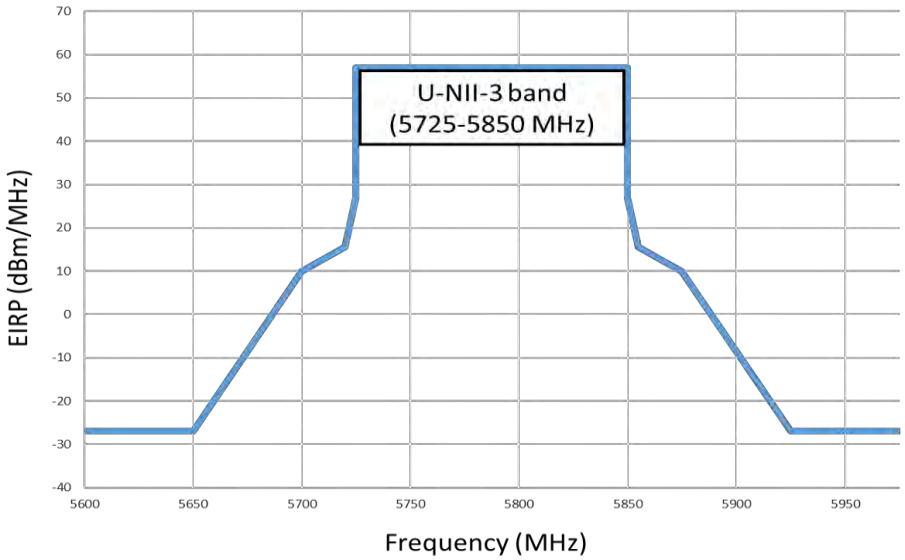

Note: The following formula is used to convert the equipment isotropic radiated power (eirp) to field strength.

5.5.2 Test Setup

The section 4.5.3-4.5.5 (Diagram 3 - Diagram 5) test setup description was used for this test. The photo of test setup please refer to ANNEX B.

5.5.3 Test Procedure

Since the emission limits are specified in terms of radiated field strength levels, measurements performed to demonstrate compliance have traditionally relied on a radiated test configuration. Radiated measurements remain the principal method for demonstrating compliance to the specified limits; however antenna-port conducted measurements are also now acceptable to demonstrate compliance (see below for details). When radiated measurements are utilized, test site requirements and procedures for maximizing and measuring radiated emissions that are described in ANSI C63.10 shall be followed.

Antenna-port conducted measurements may also be used as an alternative to radiated measurements for demonstrating compliance in the restricted frequency bands. If conducted measurements are performed, then proper impedance matching must be ensured and an additional radiated test for cabinet/case spurious emissions is required.

General Procedure for conducted measurements in restricted bands

a) Measure the conducted output power (in dBm) using the detector specified (see guidance regarding measurement procedures for determining quasi-peak, peak, and average conducted output power, respectively).

b) Add the appropriate maximum ground reflection factor to the EIRP level (6 dB for frequencies ≤ 30 MHz, 4.7 dB for frequencies between 30 MHz and 1000 MHz, inclusive and 0 dB for frequencies > 1000 MHz).

c) For devices with multiple antenna-ports, measure the power of each individual chain and sum the EIRP of all chains in linear terms (e.g., Watts, mW).

d) Convert the resultant EIRP level to an equivalent electric field strength using the following relationship:

$E = EIRP – 20\log D + 104.8$

where:

E = electric field strength in dBμV/m,

EIRP = equivalent isotropic radiated power in dBm

D = specified measurement distance in meters.

e) Compare the resultant electric field strength level to the applicable limit.

f) Perform radiated spurious emission test.

Quasi-Peak measurement procedure

The specifications for measurements using the CISPR quasi-peak detector can be found in Publication 16 of the International Special Committee on Radio Frequency Interference (CISPR) of the International Electrotechnical Commission.

As an alternative to CISPR quasi-peak measurement, compliance can be demonstrated to the applicable

emission limits using a peak detector.

Peak power measurement procedure

Peak emission levels are measured by setting the instrument as follows:

a) RBW = as specified in Table 1.

b) VBW ≥ 3 x RBW.

c) Detector = Peak.

d) Sweep time = auto.

e) Trace mode = max hold.

f) Allow sweeps to continue until the trace stabilizes. (Note that the required measurement time may be longer for low duty cycle applications).

Table 1—RBW as a function of frequency

Frequency	RBW
9-150 kHz	200-300 Hz
0.15-30 MHz	9-10 kHz
30-1000 MHz	100-120 kHz
> 1000 MHz	1 MHz

If the peak-detected amplitude can be shown to comply with the average limit, then it is not necessary to perform a separate average measurement.

Trace averaging across on and off times of the EUT transmissions followed by duty cycle correction

If continuous transmission of the EUT (i.e., duty cycle ≥ 98 percent) cannot be achieved and the duty cycle is constant (i.e., duty cycle variations are less than ± 2 percent), then the following procedure shall be used:

a) The EUT shall be configured to operate at the maximum achievable duty cycle.

b) Measure the duty cycle, x, of the transmitter output signal as described in section 6.0.

c) RBW = 1 MHz (unless otherwise specified).

d) VBW ≥ 3 x RBW.

e) Detector = RMS, if span/(# of points in sweep) ≤ (RBW/2). Satisfying this condition may require increasing the number of points in the sweep or reducing the span. If this condition cannot be satisfied, then the detector mode shall be set to peak.

f) Averaging type = power (i.e., RMS).

1) As an alternative, the detector and averaging type may be set for linear voltage averaging.

2) Some instruments require linear display mode in order to use linear voltage averaging. Log or dB averaging shall not be used.

g) Sweep time = auto.

h) Perform a trace average of at least 100 traces.

i) A correction factor shall be added to the measurement results prior to comparing to the emission limit in order to compute the emission level that would have been measured had the test been performed at 100 percent duty cycle. The correction factor is computed as follows:

1) If power averaging (RMS) mode was used in step f), then the applicable correction factor is 10 log(1/x), where x is the duty cycle.

2) If linear voltage averaging mode was used in step f), then the applicable correction factor is 20 log(1/x), where x is the duty cycle.

3) If a specific emission is demonstrated to be continuous (≥ 98 percent duty cycle) rather than turning on and off with the transmit cycle, then no duty cycle correction is required for that emission.

NOTE: Reduction of the measured emission amplitude levels to account for operational duty factor is not permitted. Compliance is based on emission levels occurring during transmission - not on an average across on and off times of the transmitter.

Determining the applicable transmit antenna gain

A conducted power measurement will determine the maximum output power associated with a restricted band emission; however, in order to determine the associated EIRP level, the gain of the transmitting antenna (in dBi) must be added to the measured output power (in dBm).

Since the out-of-band characteristics of the EUT transmit antenna will often be unknown, the use of a conservative antenna gain value is necessary. Thus, when determining the EIRP based on the measured conducted power, the upper bound on antenna gain for a device with a single RF output shall be selected as the maximum in-band gain of the antenna across all operating bands, or 2 dBi, whichever is greater. However, for devices that operate in multiple frequency bands while using the same transmit antenna, the highest gain of the antenna within the operating band nearest in frequency to the restricted band emission being measured may be used in lieu of the overall highest gain when the emission is at a frequency that is within 20 percent of the nearest band edge frequency, but in no case shall a value less than 2 dBi be used.

See KDB 662911 for guidance on calculating the additional array gain term when determining the effective antenna gain for a EUT with multiple outputs occupying the same or overlapping frequency ranges in the same band.

Radiated spurious emission test

An additional consideration when performing conducted measurements of restricted band emissions is that unwanted emissions radiating from the EUT cabinet, control circuits, power leads, or intermediate circuit elements will likely go undetected in a conducted measurement configuration. To address this concern, a radiated test shall be performed to ensure that emissions emanating from the EUT cabinet (rather than the antenna port) also comply with the applicable limits.

For these cabinet radiated spurious emission measurements the EUT transmit antenna may be replaced with a termination matching the nominal impedance of the antenna. Procedures for performing radiated measurements are specified in ANSI C63.10. All detected emissions shall comply with the applicable limits.

The measurement frequency range is from 30 MHz to the 10th harmonic of the fundamental frequency. The Turn Table is actuated to turn from 0° to 360°, and both horizontal and vertical polarizations of the Test Antenna are used to find the maximum radiated power. Mid channels on all channel bandwidth verified. Only the worst RB size/offset presented.

The power of the EUT transmitting frequency should be ignored.

All Spurious Emission tests were performed in X, Y, Z axis direction. And only the worst axis test condition was recorded in this test report.

Use the following spectrum analyzer settings:

Span = wide enough to fully capture the emission being measured
RBW = 1 MHz for f ≥ 1 GHz, 100 kHz for f < 1 GHz
VBW ≥ RBW
Sweep = auto
Detector function = peak
Trace = max hold

5.5.4 Test Result

Please refer to ANNEX A.6.

ANNEX A TEST RESULT

A.1 RF Output Power

Note [1]: For FCC standard, if transmitting antennas of directional gain greater than 6 dBi are used, all band maximum conducted output power shall be reduced by the amount in dB that the directional gain of the antenna exceeds 6 dBi.
Note [2]: For IC standard, the U-NII-3 (5725 - 5850 MHz) maximum conducted output power shall be reduced by the amount in dB that the directional gain of the antenna exceeds 6 dBi.

Duty Cycle

Test Mode	On Time (ms)	On+Off time (ms)	Duty Cycle	Duty Factor
11a	1.39	1.63	85.13%	0.70
11n(HT20)/11ac(VHT20)	1.31	1.55	84.16%	0.75
11n(HT40)/11ac(VHT40)	0.65	0.90	71.90%	1.43
11ac(VHT80)	0.32	0.56	56.25%	2.50
11ac(VHT160)	0.18	0.43	42.75%	3.69
11ax(HE20)	1.01	1.26	80.46%	0.94
11ax(HE40)	0.53	0.78	68.63%	1.64
11ax(HE80)	0.29	0.53	54.43%	2.64
11ax(HE160)	0.17	0.41	41.37%	3.83

Test Data

Conducted Power

U-NII-1 (5150 - 5250 MHz)					
Mode	Channel	Conducted Power (dBm)	Conducted Power (mW)	FCC Limit (mW)	Verdict
11a	CH36	10.88	12.25	250	Pass
11a	CH44	11.11	12.91	250	Pass
11a	CH48	10.91	12.33	250	Pass
11n(HT20)	CH36	11.12	12.94	250	Pass
11n(HT20)	CH44	11.41	13.84	250	Pass
11n(HT20)	CH48	11.18	13.12	250	Pass
11n(HT40)	CH38	10.77	11.94	250	Pass
11n(HT40)	CH46	10.81	12.05	250	Pass
11ac(VHT20)	CH36	11.10	12.88	250	Pass
11ac(VHT20)	CH44	11.39	13.77	250	Pass
11ac(VHT20)	CH48	11.18	13.12	250	Pass
11ac(VHT40)	CH38	10.82	12.08	250	Pass
11ac(VHT40)	CH46	10.83	12.11	250	Pass
11ac(VHT80)	CH42	11.05	12.74	250	Pass
11ac(VHT160)	CH50	11.18	13.12	250	Pass
11ax(HE20)(SU)	CH36	11.33	13.58	250	Pass
11ax(HE20)(SU)	CH44	11.35	13.65	250	Pass
11ax(HE20)(SU)	CH48	11.22	13.24	250	Pass
11ax(HE40)(SU)	CH38	10.93	12.39	250	Pass
11ax(HE40)(SU)	CH46	10.85	12.16	250	Pass
11ax(HE80)(SU)	CH42	11.26	13.37	250	Pass
11ax(HE160)(SU)	CH50	11.29	13.46	250	Pass

U-NII-2A (5250 - 5350 MHz)						
Mode	Channel	Conducted Power (dBm)	Conducted Power (mW)	FCC Limit (mW)	IC Limit (mW)	Verdict
11a	CH52	11.28	13.43	250	209	Pass
11a	CH60	10.75	11.89	250	212	Pass
11a	CH64	10.83	12.11	250	211	Pass
11n(HT20)	CH52	11.13	12.97	250	222	Pass
11n(HT20)	CH60	10.60	11.48	250	225	Pass
11n(HT20)	CH64	10.65	11.61	250	224	Pass
11n(HT40)	CH54	11.06	12.76	250	250	Pass
11n(HT40)	CH62	10.83	12.11	250	250	Pass
11ac(VHT20)	CH52	11.14	13.00	250	222	Pass
11ac(VHT20)	CH60	11.18	13.12	250	225	Pass
11ac(VHT20)	CH64	11.35	13.65	250	224	Pass
11ac(VHT40)	CH54	11.11	12.91	250	250	Pass
11ac(VHT40)	CH62	10.86	12.19	250	250	Pass
11ac(VHT80)	CH58	10.74	11.86	250	250	Pass
11ax(HE20)(SU)	CH52	10.97	12.50	250	238	Pass
11ax(HE20)(SU)	CH60	10.93	12.39	250	238	Pass
11ax(HE20)(SU)	CH64	10.94	12.42	250	238	Pass
11ax(HE40)(SU)	CH54	11.12	12.94	250	250	Pass
11ax(HE40)(SU)	CH62	11.01	12.62	250	250	Pass
11ax(HE80)(SU)	CH58	10.91	12.33	250	250	Pass

U-NII-2C (5470 - 5725 MHz)						
Mode	Channel	Conducted Power (dBm)	Conducted Power (mW)	FCC Limit (mW)	IC Limit (mW)	Verdict
11a	CH100	13.72	23.55	250	211	Pass
11a	CH116	13.68	23.33	250	209	Pass
11a	CH140	13.70	23.44	250	211	Pass
11n(HT20)	CH100	13.57	22.75	250	224	Pass
11n(HT20)	CH116	13.44	22.08	250	222	Pass
11n(HT20)	CH140	13.50	22.39	250	223	Pass
11n(HT40)	CH102	13.35	21.63	250	250	Pass
11n(HT40)	CH118	13.58	22.80	250	250	Pass
11n(HT40)	CH134	13.69	23.39	250	250	Pass
11ac(VHT20)	CH100	13.54	22.59	250	224	Pass
11ac(VHT20)	CH116	13.48	22.28	250	222	Pass
11ac(VHT20)	CH140	13.54	22.59	250	223	Pass
11ac(VHT40)	CH102	13.39	21.83	250	250	Pass
11ac(VHT40)	CH118	13.59	22.86	250	250	Pass
11ac(VHT40)	CH134	13.81	24.04	250	250	Pass
11ac(VHT80)	CH106	13.29	21.33	250	250	Pass
11ac(VHT80)	CH122	13.57	22.75	250	250	Pass
11ac(VHT160)	CH114	13.38	21.78	250	250	Pass
11ax(HE20)(SU)	CH100	13.52	22.49	250	238	Pass
11ax(HE20)(SU)	CH116	13.48	22.28	250	238	Pass
11ax(HE20)(SU)	CH140	13.75	23.71	250	238	Pass
11ax(HE40)(SU)	CH102	13.45	22.13	250	250	Pass
11ax(HE40)(SU)	CH118	13.61	22.96	250	250	Pass
11ax(HE40)(SU)	CH134	13.30	21.38	250	250	Pass
11ax(HE80)(SU)	CH106	13.51	22.44	250	250	Pass
11ax(HE80)(SU)	CH122	13.59	22.86	250	250	Pass
11ax(HE160)(SU)	CH114	13.51	22.44	250	250	Pass

U-NII-3 (5725 - 5850 MHz)						
Mode	Channel	Conducted Power (dBm)	Conducted Power (mW)	FCC Limit (mW)	IC Limit (mW)	Verdict
11a	CH149	13.40	21.88	1000	1000	Pass
11a	CH157	13.55	22.65	1000	1000	Pass
11a	CH165	13.20	20.89	1000	1000	Pass
11n(HT20)	CH149	13.36	21.68	1000	1000	Pass
11n(HT20)	CH157	13.40	21.88	1000	1000	Pass
11n(HT20)	CH165	13.05	20.18	1000	1000	Pass
11n(HT40)	CH151	13.39	21.83	1000	1000	Pass
11n(HT40)	CH159	13.40	21.88	1000	1000	Pass
11ac(VHT20)	CH149	13.24	21.09	1000	1000	Pass
11ac(VHT20)	CH157	13.35	21.63	1000	1000	Pass
11ac(VHT20)	CH165	13.07	20.28	1000	1000	Pass
11ac(VHT40)	CH151	13.34	21.58	1000	1000	Pass
11ac(VHT40)	CH159	13.41	21.93	1000	1000	Pass
11ac(VHT80)	CH155	13.27	21.23	1000	1000	Pass
11ax(HE20)(SU)	CH149	13.46	22.18	1000	1000	Pass
11ax(HE20)(SU)	CH157	13.34	21.58	1000	1000	Pass
11ax(HE20)(SU)	CH165	13.29	21.33	1000	1000	Pass
11ax(HE40)(SU)	CH151	13.43	22.03	1000	1000	Pass
11ax(HE40)(SU)	CH159	13.45	22.13	1000	1000	Pass
11ax(HE80)(SU)	CH155	13.38	21.78	1000	1000	Pass

E.I.R.P

U-NII-1 (5150 - 5250 MHz)					
Mode	Channel	E.I.R.P (dBm)	E.I.R.P (mW)	E.I.R.P Limit (mW)	Verdict
11a	CH36	11.51	14.16	168	Pass
11a	CH44	11.74	14.93	166	Pass
11a	CH48	11.54	14.26	167	Pass
11n(HT20)	CH36	11.75	14.96	178	Pass
11n(HT20)	CH44	12.04	16.00	176	Pass
11n(HT20)	CH48	11.81	15.17	177	Pass
11n(HT40)	CH38	11.40	13.80	200	Pass
11n(HT40)	CH46	11.44	13.93	200	Pass
11ac(VHT20)	CH36	11.73	14.89	178	Pass
11ac(VHT20)	CH44	12.02	15.92	176	Pass
11ac(VHT20)	CH48	11.81	15.17	177	Pass
11ac(VHT40)	CH38	11.45	13.96	200	Pass
11ac(VHT40)	CH46	11.46	14.00	200	Pass
11ac(VHT80)	CH42	11.68	14.72	200	Pass
11ac(VHT160)	CH50	11.81	15.17	200	Pass
11ax(HE20)(SU)	CH36	11.96	15.70	189	Pass
11ax(HE20)(SU)	CH44	11.98	15.78	189	Pass
11ax(HE20)(SU)	CH48	11.85	15.31	188	Pass
11ax(HE40)(SU)	CH38	11.56	14.32	200	Pass
11ax(HE40)(SU)	CH46	11.48	14.06	200	Pass
11ax(HE80)(SU)	CH42	11.89	15.45	200	Pass
11ax(HE160)(SU)	CH50	11.92	15.56	200	Pass

U-NII-2A (5250 - 5350 MHz)					
Mode	Channel	E.I.R.P (dBm)	E.I.R.P (mW)	E.I.R.P Limit (mW)	Verdict
11a	CH52	11.86	15.35	832	Pass
11a	CH60	11.33	13.58	845	Pass
11a	CH64	11.41	13.84	842	Pass
11n(HT20)	CH52	11.71	14.83	884	Pass
11n(HT20)	CH60	11.18	13.12	896	Pass
11n(HT20)	CH64	11.23	13.27	893	Pass
11n(HT40)	CH54	11.64	14.59	1000	Pass
11n(HT40)	CH62	11.41	13.84	1000	Pass
11ac(VHT20)	CH52	11.72	14.86	883	Pass
11ac(VHT20)	CH60	11.76	15.00	894	Pass
11ac(VHT20)	CH64	11.93	15.60	892	Pass
11ac(VHT40)	CH54	11.69	14.76	1000	Pass
11ac(VHT40)	CH62	11.44	13.93	1000	Pass
11ac(VHT80)	CH58	11.32	13.55	1000	Pass
11ax(HE20)(SU)	CH52	11.55	14.29	947	Pass
11ax(HE20)(SU)	CH60	11.51	14.16	947	Pass
11ax(HE20)(SU)	CH64	11.52	14.19	946	Pass
11ax(HE40)(SU)	CH54	11.70	14.79	1000	Pass
11ax(HE40)(SU)	CH62	11.59	14.42	1000	Pass
11ax(HE80)(SU)	CH58	11.49	14.09	1000	Pass

U-NII-2C (5470 - 5725 MHz)					
Mode	Channel	E.I.R.P (dBm)	E.I.R.P (mW)	E.I.R.P Limit (mW)	Verdict
11a	CH100	14.32	27.04	841	Pass
11a	CH116	14.28	26.79	832	Pass
11a	CH140	14.30	26.92	840	Pass
11n(HT20)	CH100	14.17	26.12	893	Pass
11n(HT20)	CH116	14.04	25.35	884	Pass
11n(HT20)	CH140	14.10	25.70	889	Pass
11n(HT40)	CH102	13.95	24.83	1000	Pass
11n(HT40)	CH118	14.18	26.18	1000	Pass
11n(HT40)	CH134	14.29	26.85	1000	Pass
11ac(VHT20)	CH100	14.14	25.94	893	Pass
11ac(VHT20)	CH116	14.08	25.59	883	Pass
11ac(VHT20)	CH140	14.14	25.94	889	Pass
11ac(VHT40)	CH102	13.99	25.06	1000	Pass
11ac(VHT40)	CH118	14.19	26.24	1000	Pass
11ac(VHT40)	CH134	14.41	27.61	1000	Pass
11ac(VHT80)	CH106	13.89	24.49	1000	Pass
11ac(VHT80)	CH122	14.17	26.12	1000	Pass
11ac(VHT160)	CH114	13.98	25.00	1000	Pass
11ax(HE20)(SU)	CH100	14.12	25.82	946	Pass
11ax(HE20)(SU)	CH116	14.08	25.59	947	Pass
11ax(HE20)(SU)	CH140	14.35	27.23	947	Pass
11ax(HE40)(SU)	CH102	14.05	25.41	1000	Pass
11ax(HE40)(SU)	CH118	14.21	26.36	1000	Pass
11ax(HE40)(SU)	CH134	13.90	24.55	1000	Pass
11ax(HE80)(SU)	CH106	14.11	25.76	1000	Pass
11ax(HE80)(SU)	CH122	14.19	26.24	1000	Pass
11ax(HE160)(SU)	CH114	14.11	25.76	1000	Pass

U-NII-3 (5725 - 5850 MHz)				
Mode	Channel	E.I.R.P (dBm)	E.I.R.P (mW)	Verdict
11a	CH149	14.46	27.93	Pass
11a	CH157	14.61	28.91	Pass
11a	CH165	14.26	26.67	Pass
11n(HT20)	CH149	14.42	27.67	Pass
11n(HT20)	CH157	14.46	27.93	Pass
11n(HT20)	CH165	14.11	25.76	Pass
11n(HT40)	CH151	14.45	27.86	Pass
11n(HT40)	CH159	14.46	27.93	Pass
11ac(VHT20)	CH149	14.30	26.92	Pass
11ac(VHT20)	CH157	14.41	27.61	Pass
11ac(VHT20)	CH165	14.13	25.88	Pass
11ac(VHT40)	CH151	14.40	27.54	Pass
11ac(VHT40)	CH159	14.47	27.99	Pass
11ac(VHT80)	CH155	14.33	27.10	Pass
11ax(HE20)(SU)	CH149	14.52	28.31	Pass
11ax(HE20)(SU)	CH157	14.40	27.54	Pass
11ax(HE20)(SU)	CH165	14.35	27.23	Pass
11ax(HE40)(SU)	CH151	14.49	28.12	Pass
11ax(HE40)(SU)	CH159	14.51	28.25	Pass
11ax(HE80)(SU)	CH155	14.44	27.80	Pass

A.2 Emission Bandwidth & 99% Bandwidth

Note: Test plots please refer to the document “Annex No.: BL-SZ2550425-604 Data Part 1.pdf”.

Test Data

U-NII-1 (5150 - 5250 MHz)			
Mode	Channel	26 dB Bandwidth (MHz)	99% Bandwidth (MHz)
11a	CH36	28.33	16.79
11a	CH44	21.42	16.58
11a	CH48	22.70	16.69
11n(HT20)	CH36	28.95	17.82
11n(HT20)	CH44	22.60	17.63
11n(HT20)	CH48	21.34	17.69
11n(HT40)	CH38	58.46	36.44
11n(HT40)	CH46	67.15	36.31
11ac(VHT20)	CH36	30.78	17.81
11ac(VHT20)	CH44	21.74	17.62
11ac(VHT20)	CH48	21.43	17.69
11ac(VHT40)	CH38	58.74	36.42
11ac(VHT40)	CH46	41.47	36.19
11ac(VHT80)	CH42	108.00	75.80
11ac(VHT160)	CH50	171.10	154.16
11ax(HE20)(SU)	CH36	21.92	18.88
11ax(HE20)(SU)	CH44	22.68	18.91
11ax(HE20)(SU)	CH48	22.42	18.84
11ax(HE40)(SU)	CH38	39.54	37.56
11ax(HE40)(SU)	CH46	41.56	37.67
11ax(HE80)(SU)	CH42	80.45	77.02
11ax(HE160)(SU)	CH50	161.70	155.45

U-NII-2A (5250 - 5350 MHz)			
Mode	Channel	26 dB Bandwidth (MHz)	99% Bandwidth (MHz)
11a	CH52	21.42	16.60
11a	CH60	28.96	16.86
11a	CH64	29.70	16.80
11n(HT20)	CH52	22.46	17.64
11n(HT20)	CH60	31.12	17.88
11n(HT20)	CH64	29.88	17.82
11n(HT40)	CH54	68.36	36.34
11n(HT40)	CH62	58.66	36.46
11ac(VHT20)	CH52	21.78	17.62
11ac(VHT20)	CH60	31.32	17.84
11ac(VHT20)	CH64	29.95	17.81
11ac(VHT40)	CH54	40.91	36.20
11ac(VHT40)	CH62	61.63	36.43
11ac(VHT80)	CH58	110.50	75.92
11ax(HE20)(SU)	CH52	24.04	18.89
11ax(HE20)(SU)	CH60	22.94	18.90
11ax(HE20)(SU)	CH64	22.53	18.87
11ax(HE40)(SU)	CH54	41.44	37.70
11ax(HE40)(SU)	CH62	39.57	37.62
11ax(HE80)(SU)	CH58	80.19	77.01

U-NII-2C (5470 - 5725 MHz)			
Mode	Channel	26 dB Bandwidth (MHz)	99% Bandwidth (MHz)
11a	CH100	28.21	16.78
11a	CH116	20.58	16.60
11a	CH140	26.97	16.75
11n(HT20)	CH100	30.93	17.82
11n(HT20)	CH116	22.56	17.65
11n(HT20)	CH140	27.93	17.74
11n(HT40)	CH102	57.91	36.44
11n(HT40)	CH118	68.54	36.31
11n(HT40)	CH134	68.45	36.60
11ac(VHT20)	CH100	31.05	17.82
11ac(VHT20)	CH116	21.78	17.63
11ac(VHT20)	CH140	28.03	17.74
11ac(VHT40)	CH102	59.92	36.42
11ac(VHT40)	CH118	42.76	36.19
11ac(VHT40)	CH134	65.16	36.56
11ac(VHT80)	CH106	107.00	75.75
11ac(VHT80)	CH122	80.17	75.49
11ac(VHT160)	CH114	171.00	153.94
11ax(HE20)(SU)	CH100	21.78	18.87
11ax(HE20)(SU)	CH116	23.58	18.89
11ax(HE20)(SU)	CH140	21.42	18.89
11ax(HE40)(SU)	CH102	39.66	37.63
11ax(HE40)(SU)	CH118	40.05	37.72
11ax(HE40)(SU)	CH134	42.34	37.72
11ax(HE80)(SU)	CH106	80.23	76.99
11ax(HE80)(SU)	CH122	82.78	76.97
11ax(HE160)(SU)	CH114	161.60	155.70

U-NII-3 (5725 - 5850 MHz)			
Mode	Channel	26 dB Bandwidth (MHz)	99% Bandwidth (MHz)
11a	CH149	22.87	16.65
11a	CH157	21.70	16.60
11a	CH165	26.99	16.74
11n(HT20)	CH149	25.96	17.71
11n(HT20)	CH157	22.49	17.65
11n(HT20)	CH165	27.89	17.74
11n(HT40)	CH151	54.42	36.40
11n(HT40)	CH159	68.71	36.31
11ac(VHT20)	CH149	26.50	17.70
11ac(VHT20)	CH157	21.85	17.63
11ac(VHT20)	CH165	27.93	17.73
11ac(VHT40)	CH151	53.76	36.36
11ac(VHT40)	CH159	46.37	36.21
11ac(VHT80)	CH155	84.65	75.61
11ax(HE20)(SU)	CH149	22.30	18.91
11ax(HE20)(SU)	CH157	22.01	18.89
11ax(HE20)(SU)	CH165	22.67	18.93
11ax(HE40)(SU)	CH151	39.59	37.65
11ax(HE40)(SU)	CH159	39.60	37.69
11ax(HE80)(SU)	CH155	80.25	77.09

A.3 6 dB Bandwidth

Note: Test plots please refer to the document “Annex No.: BL-SZ2550425-604 Data Part 2.pdf”.

Test Data

U-NII-3 (5725 - 5850 MHz)				
Mode	Channel	6 dB Bandwidth (MHz)	Limit (kHz)	Verdict
11a	CH149	15.60	500.00	Pass
11a	CH157	15.90	500.00	Pass
11a	CH165	14.00	500.00	Pass
11n(HT20)	CH149	15.30	500.00	Pass
11n(HT20)	CH157	16.50	500.00	Pass
11n(HT20)	CH165	16.80	500.00	Pass
11n(HT40)	CH151	35.30	500.00	Pass
11n(HT40)	CH159	35.30	500.00	Pass
11ac(VHT20)	CH149	16.70	500.00	Pass
11ac(VHT20)	CH157	15.40	500.00	Pass
11ac(VHT20)	CH165	14.40	500.00	Pass
11ac(VHT40)	CH151	34.00	500.00	Pass
11ac(VHT40)	CH159	35.30	500.00	Pass
11ac(VHT80)	CH155	75.20	500.00	Pass
11ax(HE20)(SU)	CH149	16.50	500.00	Pass
11ax(HE20)(SU)	CH157	15.20	500.00	Pass
11ax(HE20)(SU)	CH165	17.50	500.00	Pass
11ax(HE40)(SU)	CH151	36.40	500.00	Pass
11ax(HE40)(SU)	CH159	36.40	500.00	Pass
11ax(HE80)(SU)	CH155	74.00	500.00	Pass

A.4 Power Spectral Density

Note: Test plots please refer to the document “Annex No.: BL-SZ2550425-604 Data Part 3.pdf”.

Test Data

U-NII-1 (5150 - 5250 MHz)				
Mode	Channel	PSD (dBm/MHz)	FCC Limit (dBm/MHz)	Verdict
11a	CH36	0.50	11.00	Pass
11a	CH44	0.57	11.00	Pass
11a	CH48	0.24	11.00	Pass
11n(HT20)	CH36	0.49	11.00	Pass
11n(HT20)	CH44	0.78	11.00	Pass
11n(HT20)	CH48	0.13	11.00	Pass
11n(HT40)	CH38	-3.18	11.00	Pass
11n(HT40)	CH46	-3.08	11.00	Pass
11ac(VHT20)	CH36	0.39	11.00	Pass
11ac(VHT20)	CH44	0.79	11.00	Pass
11ac(VHT20)	CH48	0.27	11.00	Pass
11ac(VHT40)	CH38	-2.87	11.00	Pass
11ac(VHT40)	CH46	-2.93	11.00	Pass
11ac(VHT80)	CH42	-5.72	11.00	Pass
11ac(VHT160)	CH50	-8.49	11.00	Pass
11ax(HE20)(SU)	CH36	0.36	11.00	Pass
11ax(HE20)(SU)	CH44	0.30	11.00	Pass
11ax(HE20)(SU)	CH48	0.04	11.00	Pass
11ax(HE40)(SU)	CH38	-3.05	11.00	Pass
11ax(HE40)(SU)	CH46	-3.11	11.00	Pass
11ax(HE80)(SU)	CH42	-5.43	11.00	Pass
11ax(HE160)(SU)	CH50	-8.42	11.00	Pass

U-NII-2A (5250 - 5350 MHz)					
Mode	Channel	PSD (dBm/MHz)	FCC Limit (dBm/MHz)	IC Limit (dBm/MHz)	Verdict
11a	CH52	0.69	11.00	11.00	Pass
11a	CH60	0.28	11.00	11.00	Pass
11a	CH64	0.26	11.00	11.00	Pass
11n(HT20)	CH52	0.52	11.00	11.00	Pass
11n(HT20)	CH60	-0.09	11.00	11.00	Pass
11n(HT20)	CH64	0.03	11.00	11.00	Pass
11n(HT40)	CH54	-2.76	11.00	11.00	Pass
11n(HT40)	CH62	-3.04	11.00	11.00	Pass
11ac(VHT20)	CH52	0.30	11.00	11.00	Pass
11ac(VHT20)	CH60	0.48	11.00	11.00	Pass
11ac(VHT20)	CH64	0.68	11.00	11.00	Pass
11ac(VHT40)	CH54	-2.51	11.00	11.00	Pass
11ac(VHT40)	CH62	-2.66	11.00	11.00	Pass
11ac(VHT80)	CH58	-6.05	11.00	11.00	Pass
11ax(HE20)(SU)	CH52	0.07	11.00	11.00	Pass
11ax(HE20)(SU)	CH60	-0.06	11.00	11.00	Pass
11ax(HE20)(SU)	CH64	0.19	11.00	11.00	Pass
11ax(HE40)(SU)	CH54	-2.85	11.00	11.00	Pass
11ax(HE40)(SU)	CH62	-2.86	11.00	11.00	Pass
11ax(HE80)(SU)	CH58	-5.76	11.00	11.00	Pass

U-NII-2C (5470 - 5725 MHz)					
Mode	Channel	PSD (dBm/MHz)	FCC Limit (dBm/MHz)	IC Limit (dBm/MHz)	Verdict
11a	CH100	3.70	11.00	11.00	Pass
11a	CH116	3.52	11.00	11.00	Pass
11a	CH140	3.49	11.00	11.00	Pass
11n(HT20)	CH100	3.39	11.00	11.00	Pass
11n(HT20)	CH116	3.24	11.00	11.00	Pass
11n(HT20)	CH140	3.13	11.00	11.00	Pass
11n(HT40)	CH102	-0.11	11.00	11.00	Pass
11n(HT40)	CH118	-0.14	11.00	11.00	Pass
11n(HT40)	CH134	0.18	11.00	11.00	Pass
11ac(VHT20)	CH100	3.24	11.00	11.00	Pass
11ac(VHT20)	CH116	3.17	11.00	11.00	Pass
11ac(VHT20)	CH140	3.07	11.00	11.00	Pass
11ac(VHT40)	CH102	0.38	11.00	11.00	Pass
11ac(VHT40)	CH118	0.49	11.00	11.00	Pass
11ac(VHT40)	CH134	0.41	11.00	11.00	Pass
11ac(VHT80)	CH106	-3.02	11.00	11.00	Pass
11ac(VHT80)	CH122	-2.81	11.00	11.00	Pass
11ac(VHT160)	CH114	-5.36	11.00	11.00	Pass
11ax(HE20)(SU)	CH100	3.03	11.00	11.00	Pass
11ax(HE20)(SU)	CH116	2.74	11.00	11.00	Pass
11ax(HE20)(SU)	CH140	3.13	11.00	11.00	Pass
11ax(HE40)(SU)	CH102	0.17	11.00	11.00	Pass
11ax(HE40)(SU)	CH118	0.14	11.00	11.00	Pass
11ax(HE40)(SU)	CH134	-0.36	11.00	11.00	Pass
11ax(HE80)(SU)	CH106	-2.66	11.00	11.00	Pass
11ax(HE80)(SU)	CH122	-3.02	11.00	11.00	Pass
11ax(HE160)(SU)	CH114	-5.28	11.00	11.00	Pass

U-NII-3 (5725 - 5850 MHz)					
Mode	Channel	PSD (dBm/500kHz)	FCC Limit (dBm/500kHz)	IC Limit (dBm/500kHz)	Verdict
11a	CH149	0.35	30.00	30.00	Pass
11a	CH157	0.60	30.00	30.00	Pass
11a	CH165	0.20	30.00	30.00	Pass
11n(HT20)	CH149	0.02	30.00	30.00	Pass
11n(HT20)	CH157	0.28	30.00	30.00	Pass
11n(HT20)	CH165	-0.23	30.00	30.00	Pass
11n(HT40)	CH151	-2.81	30.00	30.00	Pass
11n(HT40)	CH159	-2.87	30.00	30.00	Pass
11ac(VHT20)	CH149	0.18	30.00	30.00	Pass
11ac(VHT20)	CH157	0.21	30.00	30.00	Pass
11ac(VHT20)	CH165	-0.27	30.00	30.00	Pass
11ac(VHT40)	CH151	-3.00	30.00	30.00	Pass
11ac(VHT40)	CH159	-3.04	30.00	30.00	Pass
11ac(VHT80)	CH155	-6.35	30.00	30.00	Pass
11ax(HE20)(SU)	CH149	-0.06	30.00	30.00	Pass
11ax(HE20)(SU)	CH157	-0.52	30.00	30.00	Pass
11ax(HE20)(SU)	CH165	-0.33	30.00	30.00	Pass
11ax(HE40)(SU)	CH151	-3.17	30.00	30.00	Pass
11ax(HE40)(SU)	CH159	-3.18	30.00	30.00	Pass
11ax(HE80)(SU)	CH155	-5.85	30.00	30.00	Pass

E.I.R.P

U-NII-1 (5150 - 5250 MHz)				
Mode	Channel	E.I.R.P PSD (dBm/MHz)	E.I.R.P Limit (dBm/MHz)	Verdict
11a	CH36	1.13	10.00	Pass
11a	CH44	1.20	10.00	Pass
11a	CH48	0.87	10.00	Pass
11n(HT20)	CH36	1.12	10.00	Pass
11n(HT20)	CH44	1.41	10.00	Pass
11n(HT20)	CH48	0.76	10.00	Pass
11n(HT40)	CH38	-2.55	10.00	Pass
11n(HT40)	CH46	-2.45	10.00	Pass
11ac(VHT20)	CH36	1.02	10.00	Pass
11ac(VHT20)	CH44	1.42	10.00	Pass
11ac(VHT20)	CH48	0.90	10.00	Pass
11ac(VHT40)	CH38	-2.24	10.00	Pass
11ac(VHT40)	CH46	-2.30	10.00	Pass
11ac(VHT80)	CH42	-5.09	10.00	Pass
11ac(VHT160)	CH50	-7.86	10.00	Pass
11ax(HE20)(SU)	CH36	0.99	10.00	Pass
11ax(HE20)(SU)	CH44	0.93	10.00	Pass
11ax(HE20)(SU)	CH48	0.67	10.00	Pass
11ax(HE40)(SU)	CH38	-2.42	10.00	Pass
11ax(HE40)(SU)	CH46	-2.48	10.00	Pass
11ax(HE80)(SU)	CH42	-4.80	10.00	Pass
11ax(HE160)(SU)	CH50	-7.79	10.00	Pass

U-NII-2A (5250 - 5350 MHz)			
Mode	Channel	E.I.R.P PSD (dBm/MHz)	Verdict
11a	CH52	1.27	Pass
11a	CH60	0.86	Pass
11a	CH64	0.84	Pass
11n(HT20)	CH52	1.10	Pass
11n(HT20)	CH60	0.49	Pass
11n(HT20)	CH64	0.61	Pass
11n(HT40)	CH54	-2.18	Pass
11n(HT40)	CH62	-2.46	Pass
11ac(VHT20)	CH52	0.88	Pass
11ac(VHT20)	CH60	1.06	Pass
11ac(VHT20)	CH64	1.26	Pass
11ac(VHT40)	CH54	-1.93	Pass
11ac(VHT40)	CH62	-2.08	Pass
11ac(VHT80)	CH58	-5.47	Pass
11ax(HE20)(SU)	CH52	0.65	Pass
11ax(HE20)(SU)	CH60	0.52	Pass
11ax(HE20)(SU)	CH64	0.77	Pass
11ax(HE40)(SU)	CH54	-2.27	Pass
11ax(HE40)(SU)	CH62	-2.28	Pass
11ax(HE80)(SU)	CH58	-5.18	Pass

U-NII-2C (5470 - 5725 MHz)			
Mode	Channel	E.I.R.P PSD (dBm/MHz)	Verdict
11a	CH100	4.30	Pass
11a	CH116	4.12	Pass
11a	CH140	4.09	Pass
11n(HT20)	CH100	3.99	Pass
11n(HT20)	CH116	3.84	Pass
11n(HT20)	CH140	3.73	Pass
11n(HT40)	CH102	0.49	Pass
11n(HT40)	CH118	0.46	Pass
11n(HT40)	CH134	0.78	Pass
11ac(VHT20)	CH100	3.84	Pass
11ac(VHT20)	CH116	3.77	Pass
11ac(VHT20)	CH140	3.67	Pass
11ac(VHT40)	CH102	0.98	Pass
11ac(VHT40)	CH118	1.09	Pass
11ac(VHT40)	CH134	1.01	Pass
11ac(VHT80)	CH106	-2.42	Pass
11ac(VHT80)	CH122	-2.21	Pass
11ac(VHT160)	CH114	-4.76	Pass
11ax(HE20)(SU)	CH100	3.63	Pass
11ax(HE20)(SU)	CH116	3.34	Pass
11ax(HE20)(SU)	CH140	3.73	Pass
11ax(HE40)(SU)	CH102	0.77	Pass
11ax(HE40)(SU)	CH118	0.74	Pass
11ax(HE40)(SU)	CH134	0.24	Pass
11ax(HE80)(SU)	CH106	-2.06	Pass
11ax(HE80)(SU)	CH122	-2.42	Pass
11ax(HE160)(SU)	CH114	-4.68	Pass

U-NII-3 (5725 - 5850 MHz)			
Mode	Channel	E.I.R.P PSD (dBm/500kHz)	Verdict
11a	CH149	1.41	Pass
11a	CH157	1.66	Pass
11a	CH165	1.26	Pass
11n(HT20)	CH149	1.08	Pass
11n(HT20)	CH157	1.34	Pass
11n(HT20)	CH165	0.83	Pass
11n(HT40)	CH151	-1.75	Pass
11n(HT40)	CH159	-1.81	Pass
11ac(VHT20)	CH149	1.24	Pass
11ac(VHT20)	CH157	1.27	Pass
11ac(VHT20)	CH165	0.79	Pass
11ac(VHT40)	CH151	-1.94	Pass
11ac(VHT40)	CH159	-1.98	Pass
11ac(VHT80)	CH155	-5.29	Pass
11ax(HE20)(SU)	CH149	1.00	Pass
11ax(HE20)(SU)	CH157	0.54	Pass
11ax(HE20)(SU)	CH165	0.73	Pass
11ax(HE40)(SU)	CH151	-2.11	Pass
11ax(HE40)(SU)	CH159	-2.12	Pass
11ax(HE80)(SU)	CH155	-4.79	Pass

A.5 Conducted Emissions

Note [1]: The EUT is working in the Normal link mode. All modes have been tested and normal link mode is worst.

Note [2]: Devices subject to Part 15 must be tested for all available U.S. voltages and frequencies (such as a nominal 120 VAC, 60 Hz and 240 VAC, 50 Hz) for which the device is capable of operation. So, The configuration 120 VAC, 60 Hz and 240 VAC, 50 Hz were tested respectively, but only the worst configuration (120 VAC, 60 Hz) shown here.

Test Data and Plots

PHASE L

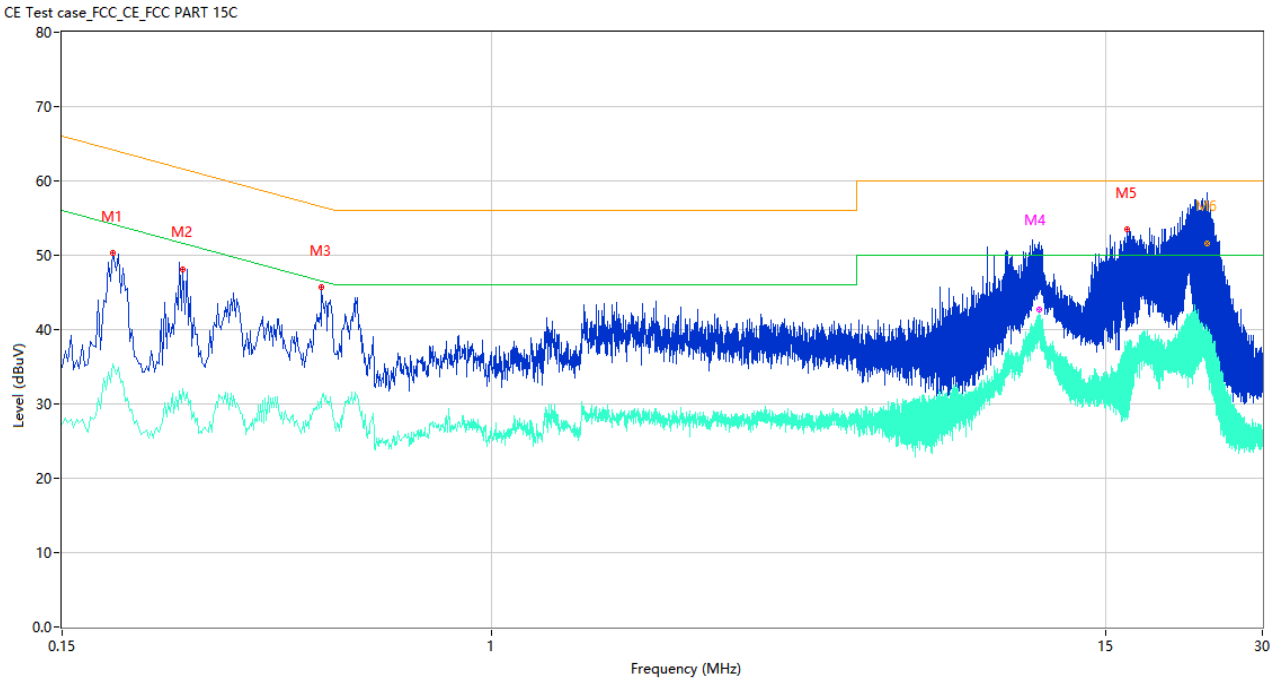

No.	Frequency (MHz)	Results (dBuV)	Factor (dB)	Limit (dBuV)	Margin (dB)	Detector	Line	Verdict
1	0.188	50.31	9.84	64.12	13.81	Peak	L	Pass
1**	0.188	35.36	9.84	54.12	18.76	AV	L	Pass
2	0.256	48.15	9.83	61.56	13.41	Peak	L	Pass
2**	0.256	32.06	9.83	51.56	19.50	AV	L	Pass
3	0.472	45.67	10.07	56.48	10.81	Peak	L	Pass
3**	0.472	30.28	10.07	46.48	16.20	AV	L	Pass
4	11.228	51.73	10.78	60.00	8.27	Peak	L	Pass
4**	11.228	42.63	10.78	50.00	7.37	AV	L	Pass
5	16.544	53.47	11.04	60.00	6.53	Peak	L	Pass
5**	16.544	28.01	11.04	50.00	21.99	AV	L	Pass
6	23.492	58.66	10.91	60.00	1.34	Peak	L	N/A
6*	23.492	51.66	10.91	60.00	8.34	QP	L	Pass
6**	23.492	40.25	10.91	50.00	9.75	AV	L	Pass

PHASE N

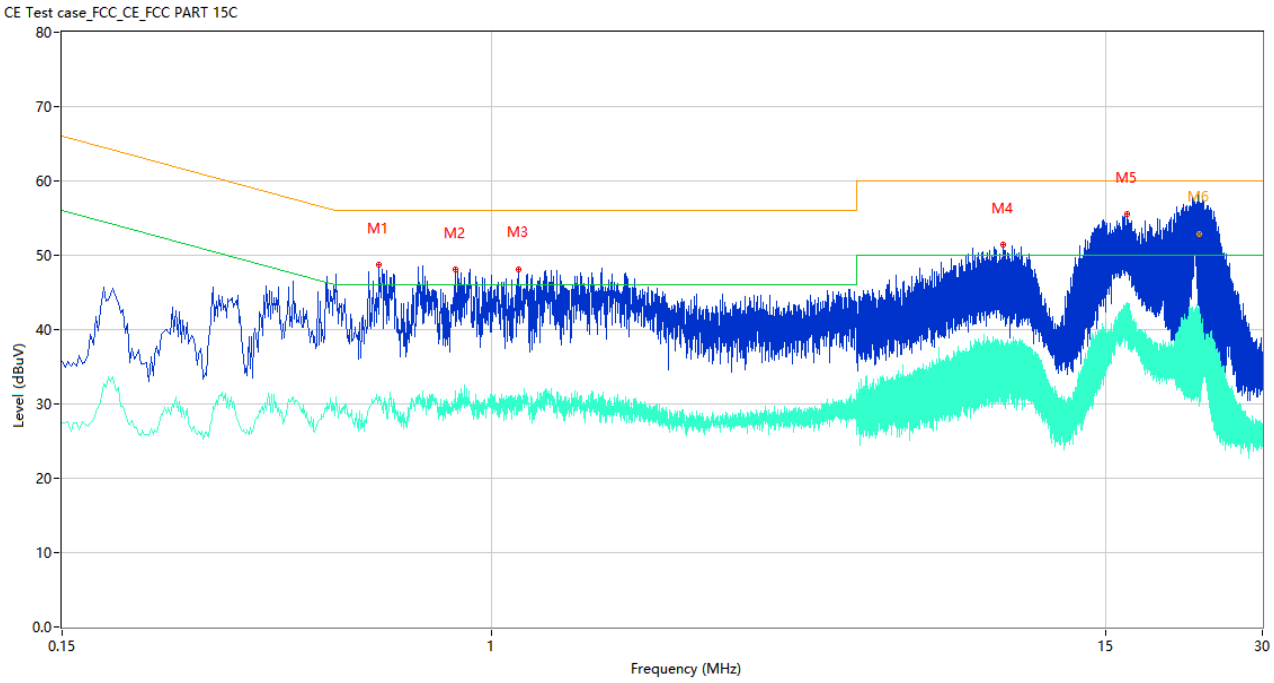

No.	Frequency (MHz)	Results (dBuV)	Factor (dB)	Limit (dBuV)	Margin (dB)	Detector	Line	Verdict
1	0.608	48.67	10.23	56.00	7.33	Peak	N	Pass
1**	0.608	30.90	10.23	46.00	15.10	AV	N	Pass
2	0.850	48.07	10.68	56.00	7.93	Peak	N	Pass
2**	0.850	31.78	10.68	46.00	14.22	AV	N	Pass
3	1.126	48.16	10.28	56.00	7.84	Peak	N	Pass
3**	1.126	31.32	10.28	46.00	14.68	AV	N	Pass
4	9.570	51.39	10.24	60.00	8.61	Peak	N	Pass
4**	9.570	33.04	10.24	50.00	16.96	AV	N	Pass
5	16.526	55.55	11.07	60.00	4.45	Peak	N	Pass
5**	16.526	39.74	11.07	50.00	10.26	AV	N	Pass
6	22.682	58.52	11.06	60.00	1.48	Peak	N	N/A
6*	22.682	52.78	11.06	60.00	7.22	QP	N	Pass
6**	22.682	31.14	11.06	50.00	18.86	AV	N	Pass

A.6 Radiated Spurious Emissions and Band Edge (Restricted-band)

Note [1]: The symbol of "--" in the table which means not application.

Note [2]: For the test data above 1 GHz，According the ANSI C63.4, where limits are specified for both average and peak (or quasi-peak) detector functions, if the peak (or quasi-peak) measured value complies with the average limit, it is unnecessary to perform an average measurement.

Note [3]: The low frequency, which started from 9 kHz to 30 MHz, was pre-scanned and the result which was 20 dB lower than the limit line per 15.31(o) was not reported.

Note [4]: The EUT is working in the Normal link mode below 1 GHz. All modes have been tested and normal link mode is worst.

Test Data and Plots

30 MHz to 1 GHz, ANT H

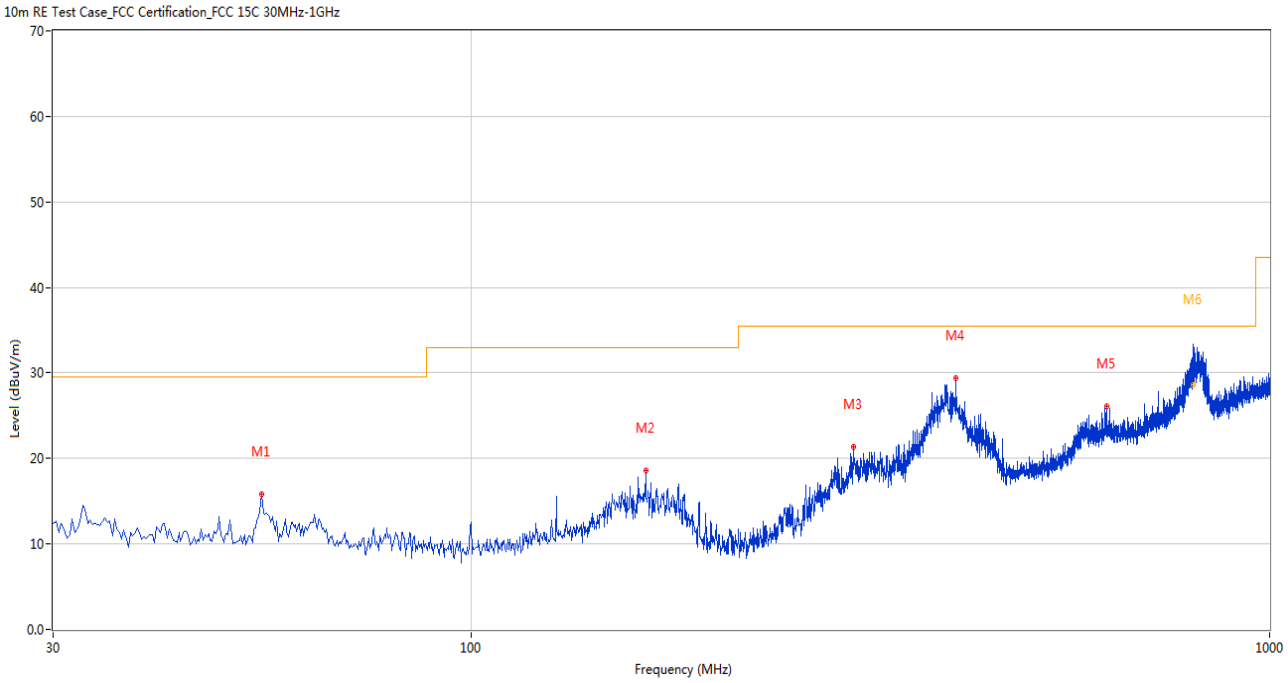

No.	Frequency (MHz)	Results (dBuV/m)	Factor (dB)	Limit (dBuV/m)	Margin (dB)	Detector	Table (Degree)	Height (cm)	Antenna	Verdict
1	54.729	15.81	-27.13	29.5	13.69	Peak	0.00	200	Horizontal	Pass
2	165.524	18.62	-26.21	33.0	14.38	Peak	307.00	200	Horizontal	Pass
3	301.290	21.41	-25.43	35.5	14.09	Peak	280.00	200	Horizontal	Pass
4	404.569	29.35	-22.52	35.5	6.15	Peak	264.00	200	Horizontal	Pass
5	624.704	26.08	-16.09	35.5	9.42	Peak	167.00	100	Horizontal	Pass
6	801.442	33.31	-12.44	35.5	2.19	Peak	243.00	100	Horizontal	N/A
6*	801.442	28.56	-12.44	35.5	6.94	QP	243.00	100	Horizontal	Pass

30 MHz to 1 GHz, ANT V

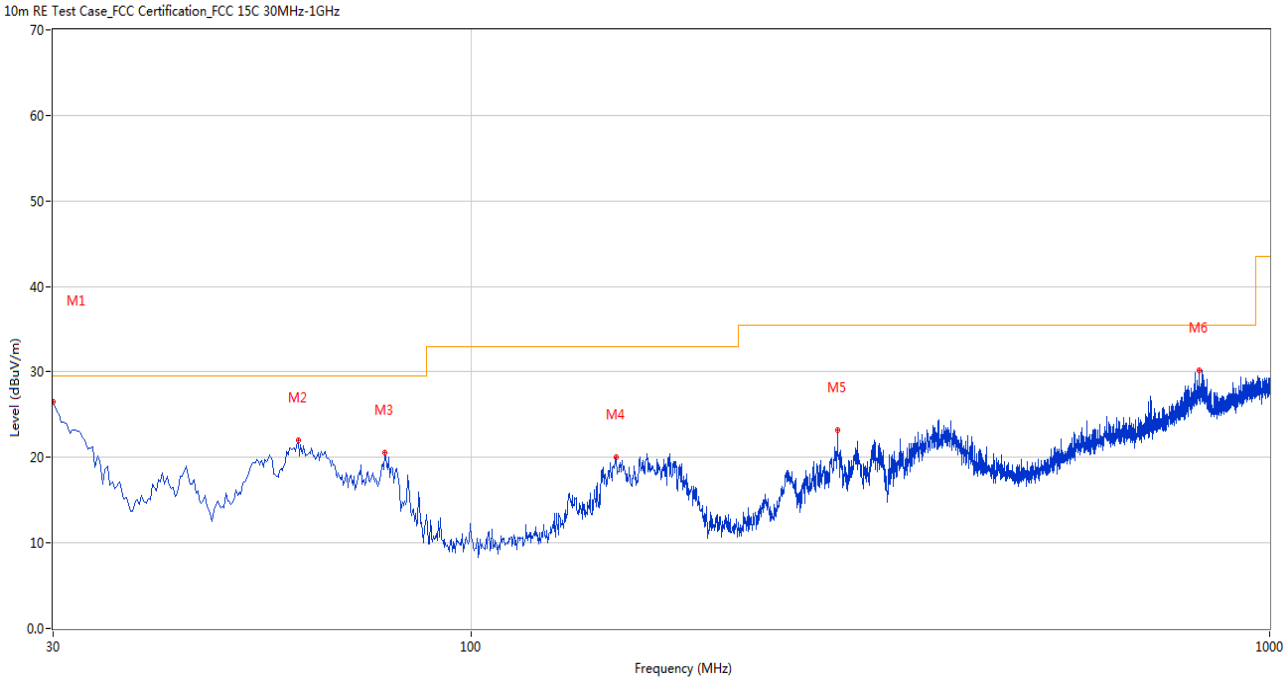

No.	Frequency (MHz)	Results (dBuV/m)	Factor (dB)	Limit (dBuV/m)	Margin (dB)	Detector	Table (Degree)	Height (cm)	Antenna	Verdict
1	30.000	26.41	-26.83	29.5	3.09	Peak	80.00	100	Vertical	Pass
2	60.790	22.02	-27.55	29.5	7.48	Peak	281.00	100	Vertical	Pass
3	78.003	20.55	-29.89	29.5	8.95	Peak	360.00	200	Vertical	Pass
4	151.947	20.07	-26.24	33.0	12.93	Peak	360.00	200	Vertical	Pass
5	287.956	23.20	-25.91	35.5	12.30	Peak	210.00	100	Vertical	Pass
6	815.504	30.17	-12.34	35.5	5.33	Peak	41.00	200	Vertical	Pass

Note: The spurious above 18G is noise only, do not show on the report.

11a, U-NII-1, 1 GHz to 18 GHz, Low Channel, ANT H

No.	Frequency (MHz)	Results (dBuV/m)	Limit (dBuV/m)	Margin (dB)	Detector	Table (Degree)	Height (cm)	Antenna	Verdict
1	1515.285	38.83	74.0	35.17	Peak	198.00	100	Horizontal	Pass
1**	1515.285	30.35	54.0	23.65	AV	198.00	100	Horizontal	Pass
2	2348.866	43.50	74.0	30.50	Peak	64.00	200	Horizontal	Pass
2**	2348.866	37.03	54.0	16.97	AV	64.00	200	Horizontal	Pass
3	4201.597	49.57	74.0	24.43	Peak	214.00	200	Horizontal	Pass
3**	4201.597	40.21	54.0	13.79	AV	214.00	200	Horizontal	Pass
4	7431.722	53.70	74.0	20.30	Peak	55.00	300	Horizontal	Pass
4**	7431.722	39.88	54.0	14.12	AV	55.00	300	Horizontal	Pass
5	12514.452	54.97	74.0	19.03	Peak	273.00	300	Horizontal	Pass
5**	12514.452	48.50	54.0	5.50	AV	273.00	300	Horizontal	Pass
6	16143.793	55.32	74.0	18.68	Peak	353.00	100	Horizontal	Pass
6**	16143.793	42.06	54.0	11.94	AV	353.00	100	Horizontal	Pass

11a, U-NII-1, 1 GHz to 18 GHz, Low Channel, ANT V

No.	Frequency (MHz)	Results (dBuV/m)	Limit (dBuV/m)	Margin (dB)	Detector	Table (Degree)	Height (cm)	Antenna	Verdict
1	1573.484	35.71	74.0	38.29	Peak	274.00	400	Vertical	Pass
1**	1573.484	29.39	54.0	24.61	AV	274.00	400	Vertical	Pass
2	2348.275	42.06	74.0	31.94	Peak	260.00	200	Vertical	Pass
2**	2348.275	31.20	54.0	22.80	AV	260.00	200	Vertical	Pass
3	3918.885	43.29	74.0	30.71	Peak	1.00	200	Vertical	Pass
3**	3918.885	36.26	54.0	17.74	AV	1.00	200	Vertical	Pass
4	7684.219	54.60	74.0	19.40	Peak	336.00	200	Vertical	Pass
4**	7684.219	43.10	54.0	10.90	AV	336.00	200	Vertical	Pass
5	12531.917	54.67	74.0	19.33	Peak	177.00	400	Vertical	Pass
5**	12531.917	41.07	54.0	12.93	AV	177.00	400	Vertical	Pass
6	15378.429	53.31	74.0	20.69	Peak	34.00	200	Vertical	Pass
6**	15378.429	46.43	54.0	7.57	AV	34.00	200	Vertical	Pass

11a, U-NII-1, 1 GHz to 18 GHz, Middle Channel, ANT H

No.	Frequency (MHz)	Results (dBuV/m)	Limit (dBuV/m)	Margin (dB)	Detector	Table (Degree)	Height (cm)	Antenna	Verdict
1	1512.314	42.56	74.0	31.44	Peak	185.00	300	Horizontal	Pass
1**	1512.314	27.70	54.0	26.30	AV	185.00	300	Horizontal	Pass
2	2344.914	44.69	74.0	29.31	Peak	332.00	100	Horizontal	Pass
2**	2344.914	39.30	54.0	14.70	AV	332.00	100	Horizontal	Pass
3	4203.168	49.93	74.0	24.07	Peak	202.00	200	Horizontal	Pass
3**	4203.168	36.56	54.0	17.44	AV	202.00	200	Horizontal	Pass
4	7432.613	54.78	74.0	19.22	Peak	29.00	100	Horizontal	Pass
4**	7432.613	41.13	54.0	12.87	AV	29.00	100	Horizontal	Pass
5	12516.627	56.87	74.0	17.13	Peak	296.00	300	Horizontal	Pass
5**	12516.627	45.90	54.0	8.10	AV	296.00	300	Horizontal	Pass
6	16147.179	57.29	74.0	16.71	Peak	49.00	200	Horizontal	Pass
6**	16147.179	43.33	54.0	10.67	AV	49.00	200	Horizontal	Pass

11a, U-NII-1, 1 GHz to 18 GHz, Middle Channel, ANT V

No.	Frequency (MHz)	Results (dBuV/m)	Limit (dBuV/m)	Margin (dB)	Detector	Table (Degree)	Height (cm)	Antenna	Verdict
1	1573.005	34.52	74.0	39.48	Peak	152.00	400	Vertical	Pass
1**	1573.005	25.87	54.0	28.13	AV	152.00	400	Vertical	Pass
2	2348.478	44.13	74.0	29.87	Peak	356.00	400	Vertical	Pass
2**	2348.478	33.56	54.0	20.44	AV	356.00	400	Vertical	Pass
3	3918.914	45.19	74.0	28.81	Peak	190.00	200	Vertical	Pass
3**	3918.914	35.23	54.0	18.77	AV	190.00	200	Vertical	Pass
4	7676.736	50.59	74.0	23.41	Peak	208.00	400	Vertical	Pass
4**	7676.736	43.16	54.0	10.84	AV	208.00	400	Vertical	Pass
5	12533.515	57.02	74.0	16.98	Peak	234.00	100	Vertical	Pass
5**	12533.515	41.68	54.0	12.32	AV	234.00	100	Vertical	Pass
6	15380.298	53.54	74.0	20.46	Peak	298.00	400	Vertical	Pass
6**	15380.298	45.06	54.0	8.94	AV	298.00	400	Vertical	Pass

11a, U-NII-1, 1 GHz to 18 GHz, High Channel, ANT H

No.	Frequency (MHz)	Results (dBuV/m)	Limit (dBuV/m)	Margin (dB)	Detector	Table (Degree)	Height (cm)	Antenna	Verdict
1	1511.370	38.20	74.0	35.80	Peak	8.00	100	Horizontal	Pass
1**	1511.370	27.85	54.0	26.15	AV	8.00	100	Horizontal	Pass
2	2350.121	43.73	74.0	30.27	Peak	329.00	400	Horizontal	Pass
2**	2350.121	39.83	54.0	14.17	AV	329.00	400	Horizontal	Pass
3	4205.095	49.83	74.0	24.17	Peak	278.00	200	Horizontal	Pass
3**	4205.095	39.76	54.0	14.24	AV	278.00	200	Horizontal	Pass
4	7434.143	56.04	74.0	17.96	Peak	307.00	300	Horizontal	Pass
4**	7434.143	44.00	54.0	10.00	AV	307.00	300	Horizontal	Pass
5	12518.149	56.24	74.0	17.76	Peak	237.00	200	Horizontal	Pass
5**	12518.149	49.06	54.0	4.94	AV	237.00	200	Horizontal	Pass
6	16147.193	53.02	74.0	20.98	Peak	184.00	200	Horizontal	Pass
6**	16147.193	46.52	54.0	7.48	AV	184.00	200	Horizontal	Pass

11a, U-NII-1, 1 GHz to 18 GHz, High Channel, ANT V

No.	Frequency (MHz)	Results (dBuV/m)	Limit (dBuV/m)	Margin (dB)	Detector	Table (Degree)	Height (cm)	Antenna	Verdict
1	1571.336	38.67	74.0	35.33	Peak	180.00	200	Vertical	Pass
1**	1571.336	25.73	54.0	28.27	AV	180.00	200	Vertical	Pass
2	2346.202	46.86	74.0	27.14	Peak	66.00	300	Vertical	Pass
2**	2346.202	33.36	54.0	20.64	AV	66.00	300	Vertical	Pass
3	3920.594	47.20	74.0	26.80	Peak	5.00	200	Vertical	Pass
3**	3920.594	39.20	54.0	14.80	AV	5.00	200	Vertical	Pass
4	7683.476	54.42	74.0	19.58	Peak	155.00	400	Vertical	Pass
4**	7683.476	44.12	54.0	9.88	AV	155.00	400	Vertical	Pass
5	12527.372	58.61	74.0	15.39	Peak	226.00	200	Vertical	Pass
5**	12527.372	42.08	54.0	11.92	AV	226.00	200	Vertical	Pass
6	15378.722	50.51	74.0	23.49	Peak	320.00	200	Vertical	Pass
6**	15378.722	43.66	54.0	10.34	AV	320.00	200	Vertical	Pass

11n20, U-NII-1, 1 GHz to 18 GHz, Low Channel, ANT H

No.	Frequency (MHz)	Results (dBuV/m)	Limit (dBuV/m)	Margin (dB)	Detector	Table (Degree)	Height (cm)	Antenna	Verdict
1	1509.993	37.01	74.0	36.99	Peak	350.00	100	Horizontal	Pass
1**	1509.993	30.89	54.0	23.11	AV	350.00	100	Horizontal	Pass
2	2346.641	45.58	74.0	28.42	Peak	234.00	400	Horizontal	Pass
2**	2346.641	36.04	54.0	17.96	AV	234.00	400	Horizontal	Pass
3	4202.034	50.72	74.0	23.28	Peak	229.00	200	Horizontal	Pass
3**	4202.034	38.17	54.0	15.83	AV	229.00	200	Horizontal	Pass
4	7435.236	51.62	74.0	22.38	Peak	83.00	100	Horizontal	Pass
4**	7435.236	41.26	54.0	12.74	AV	83.00	100	Horizontal	Pass
5	12521.041	57.95	74.0	16.05	Peak	300.00	200	Horizontal	Pass
5**	12521.041	48.93	54.0	5.07	AV	300.00	200	Horizontal	Pass
6	16146.907	54.59	74.0	19.41	Peak	317.00	100	Horizontal	Pass
6**	16146.907	41.23	54.0	12.77	AV	317.00	100	Horizontal	Pass

11n20, U-NII-1, 1 GHz to 18 GHz, Low Channel, ANT V

No.	Frequency (MHz)	Results (dBuV/m)	Limit (dBuV/m)	Margin (dB)	Detector	Table (Degree)	Height (cm)	Antenna	Verdict
1	1572.250	38.06	74.0	35.94	Peak	328.00	100	Vertical	Pass
1**	1572.250	24.54	54.0	29.46	AV	328.00	100	Vertical	Pass
2	2347.680	46.79	74.0	27.21	Peak	71.00	400	Vertical	Pass
2**	2347.680	33.33	54.0	20.67	AV	71.00	400	Vertical	Pass
3	3915.371	42.70	74.0	31.30	Peak	151.00	200	Vertical	Pass
3**	3915.371	35.10	54.0	18.90	AV	151.00	200	Vertical	Pass
4	7678.787	50.92	74.0	23.08	Peak	155.00	300	Vertical	Pass
4**	7678.787	47.00	54.0	7.00	AV	155.00	300	Vertical	Pass
5	12528.253	57.99	74.0	16.01	Peak	345.00	300	Vertical	Pass
5**	12528.253	40.00	54.0	14.00	AV	345.00	300	Vertical	Pass
6	15385.871	53.62	74.0	20.38	Peak	46.00	200	Vertical	Pass
6**	15385.871	44.49	54.0	9.51	AV	46.00	200	Vertical	Pass

11n20, U-NII-1, 1 GHz to 18 GHz, Middle Channel, ANT H

No.	Frequency (MHz)	Results (dBuV/m)	Limit (dBuV/m)	Margin (dB)	Detector	Table (Degree)	Height (cm)	Antenna	Verdict
1	1507.875	38.18	74.0	35.82	Peak	9.00	100	Horizontal	Pass
1**	1507.875	28.46	54.0	25.54	AV	9.00	100	Horizontal	Pass
2	2351.723	41.90	74.0	32.10	Peak	48.00	400	Horizontal	Pass
2**	2351.723	39.46	54.0	14.54	AV	48.00	400	Horizontal	Pass
3	4209.199	45.23	74.0	28.77	Peak	107.00	200	Horizontal	Pass
3**	4209.199	37.85	54.0	16.15	AV	107.00	200	Horizontal	Pass
4	7432.280	54.23	74.0	19.77	Peak	287.00	400	Horizontal	Pass
4**	7432.280	45.65	54.0	8.35	AV	287.00	400	Horizontal	Pass
5	12519.634	56.89	74.0	17.11	Peak	195.00	200	Horizontal	Pass
5**	12519.634	49.72	54.0	4.28	AV	195.00	200	Horizontal	Pass
6	16150.900	57.19	74.0	16.81	Peak	208.00	200	Horizontal	Pass
6**	16150.900	45.39	54.0	8.61	AV	208.00	200	Horizontal	Pass

11n20, U-NII-1, 1 GHz to 18 GHz, Middle Channel, ANT V

No.	Frequency (MHz)	Results (dBuV/m)	Limit (dBuV/m)	Margin (dB)	Detector	Table (Degree)	Height (cm)	Antenna	Verdict
1	1570.560	38.72	74.0	35.28	Peak	211.00	300	Vertical	Pass
1**	1570.560	29.25	54.0	24.75	AV	211.00	300	Vertical	Pass
2	2349.447	46.12	74.0	27.88	Peak	105.00	100	Vertical	Pass
2**	2349.447	36.04	54.0	17.96	AV	105.00	100	Vertical	Pass
3	3917.997	43.12	74.0	30.88	Peak	95.00	200	Vertical	Pass
3**	3917.997	38.22	54.0	15.78	AV	95.00	200	Vertical	Pass
4	7678.015	53.50	74.0	20.50	Peak	278.00	300	Vertical	Pass
4**	7678.015	42.01	54.0	11.99	AV	278.00	300	Vertical	Pass
5	12528.662	54.15	74.0	19.85	Peak	31.00	400	Vertical	Pass
5**	12528.662	41.23	54.0	12.77	AV	31.00	400	Vertical	Pass
6	15381.858	50.71	74.0	23.29	Peak	167.00	100	Vertical	Pass
6**	15381.858	44.00	54.0	10.00	AV	167.00	100	Vertical	Pass

11n20, U-NII-1, 1 GHz to 18 GHz, High Channel, ANT H

No.	Frequency (MHz)	Results (dBuV/m)	Limit (dBuV/m)	Margin (dB)	Detector	Table (Degree)	Height (cm)	Antenna	Verdict
1	1508.945	41.26	74.0	32.74	Peak	71.00	100	Horizontal	Pass
1**	1508.945	28.14	54.0	25.86	AV	71.00	100	Horizontal	Pass
2	2348.418	42.96	74.0	31.04	Peak	335.00	400	Horizontal	Pass
2**	2348.418	35.51	54.0	18.49	AV	335.00	400	Horizontal	Pass
3	4205.999	49.72	74.0	24.28	Peak	4.00	200	Horizontal	Pass
3**	4205.999	38.90	54.0	15.10	AV	4.00	200	Horizontal	Pass
4	7434.422	54.87	74.0	19.13	Peak	235.00	200	Horizontal	Pass
4**	7434.422	41.87	54.0	12.13	AV	235.00	200	Horizontal	Pass
5	12516.655	55.84	74.0	18.16	Peak	172.00	300	Horizontal	Pass
5**	12516.655	46.22	54.0	7.78	AV	172.00	300	Horizontal	Pass
6	16146.439	56.72	74.0	17.28	Peak	59.00	300	Horizontal	Pass
6**	16146.439	46.12	54.0	7.88	AV	59.00	300	Horizontal	Pass

11n20, U-NII-1, 1 GHz to 18 GHz, High Channel, ANT V

No.	Frequency (MHz)	Results (dBuV/m)	Limit (dBuV/m)	Margin (dB)	Detector	Table (Degree)	Height (cm)	Antenna	Verdict
1	1571.381	37.59	74.0	36.41	Peak	346.00	200	Vertical	Pass
1**	1571.381	25.07	54.0	28.93	AV	346.00	200	Vertical	Pass
2	2347.284	44.90	74.0	29.10	Peak	166.00	200	Vertical	Pass
2**	2347.284	32.23	54.0	21.77	AV	166.00	200	Vertical	Pass
3	3919.075	43.85	74.0	30.15	Peak	146.00	200	Vertical	Pass
3**	3919.075	37.48	54.0	16.52	AV	146.00	200	Vertical	Pass
4	7683.459	54.05	74.0	19.95	Peak	131.00	300	Vertical	Pass
4**	7683.459	41.29	54.0	12.71	AV	131.00	300	Vertical	Pass
5	12527.376	52.81	74.0	21.19	Peak	137.00	200	Vertical	Pass
5**	12527.376	44.32	54.0	9.68	AV	137.00	200	Vertical	Pass
6	15378.846	55.22	74.0	18.78	Peak	192.00	200	Vertical	Pass
6**	15378.846	44.97	54.0	9.03	AV	192.00	200	Vertical	Pass

11n40, U-NII-1, 1 GHz to 18 GHz, Low Channel, ANT H

No.	Frequency (MHz)	Results (dBuV/m)	Limit (dBuV/m)	Margin (dB)	Detector	Table (Degree)	Height (cm)	Antenna	Verdict
1	1508.271	41.80	74.0	32.20	Peak	300.00	200	Horizontal	Pass
1**	1508.271	28.61	54.0	25.39	AV	300.00	200	Horizontal	Pass
2	2350.834	43.92	74.0	30.08	Peak	45.00	200	Horizontal	Pass
2**	2350.834	39.78	54.0	14.22	AV	45.00	200	Horizontal	Pass
3	4205.937	45.45	74.0	28.55	Peak	106.00	200	Horizontal	Pass
3**	4205.937	39.61	54.0	14.39	AV	106.00	200	Horizontal	Pass
4	7435.169	56.19	74.0	17.81	Peak	307.00	300	Horizontal	Pass
4**	7435.169	41.83	54.0	12.17	AV	307.00	300	Horizontal	Pass
5	12516.435	54.40	74.0	19.60	Peak	329.00	200	Horizontal	Pass
5**	12516.435	50.02	54.0	3.98	AV	329.00	200	Horizontal	Pass
6	16143.941	54.88	74.0	19.12	Peak	21.00	200	Horizontal	Pass
6**	16143.941	42.46	54.0	11.54	AV	21.00	200	Horizontal	Pass

11n40, U-NII-1, 1 GHz to 18 GHz, Low Channel, ANT V

No.	Frequency (MHz)	Results (dBuV/m)	Limit (dBuV/m)	Margin (dB)	Detector	Table (Degree)	Height (cm)	Antenna	Verdict
1	1568.535	34.26	74.0	39.74	Peak	342.00	200	Vertical	Pass
1**	1568.535	24.84	54.0	29.16	AV	342.00	200	Vertical	Pass
2	2347.712	44.70	74.0	29.30	Peak	131.00	100	Vertical	Pass
2**	2347.712	33.06	54.0	20.94	AV	131.00	100	Vertical	Pass
3	3918.406	41.81	74.0	32.19	Peak	71.00	200	Vertical	Pass
3**	3918.406	34.40	54.0	19.60	AV	71.00	200	Vertical	Pass
4	7682.437	53.69	74.0	20.31	Peak	356.00	200	Vertical	Pass
4**	7682.437	45.29	54.0	8.71	AV	356.00	200	Vertical	Pass
5	12530.417	56.13	74.0	17.87	Peak	275.00	100	Vertical	Pass
5**	12530.417	40.22	54.0	13.78	AV	275.00	100	Vertical	Pass
6	15383.411	54.66	74.0	19.34	Peak	213.00	400	Vertical	Pass
6**	15383.411	43.85	54.0	10.15	AV	213.00	400	Vertical	Pass

11n40, U-NII-1, 1 GHz to 18 GHz, High Channel, ANT H

No.	Frequency (MHz)	Results (dBuV/m)	Limit (dBuV/m)	Margin (dB)	Detector	Table (Degree)	Height (cm)	Antenna	Verdict
1	1515.625	36.93	74.0	37.07	Peak	51.00	300	Horizontal	Pass
1**	1515.625	29.34	54.0	24.66	AV	51.00	300	Horizontal	Pass
2	2347.181	47.29	74.0	26.71	Peak	115.00	100	Horizontal	Pass
2**	2347.181	35.77	54.0	18.23	AV	115.00	100	Horizontal	Pass
3	4208.876	45.39	74.0	28.61	Peak	357.00	200	Horizontal	Pass
3**	4208.876	34.83	54.0	19.17	AV	357.00	200	Horizontal	Pass
4	7436.383	56.16	74.0	17.84	Peak	313.00	100	Horizontal	Pass
4**	7436.383	40.43	54.0	13.57	AV	313.00	100	Horizontal	Pass
5	12516.424	58.51	74.0	15.49	Peak	217.00	200	Horizontal	Pass
5**	12516.424	46.90	54.0	7.10	AV	217.00	200	Horizontal	Pass
6	16144.351	56.33	74.0	17.67	Peak	199.00	100	Horizontal	Pass
6**	16144.351	44.49	54.0	9.51	AV	199.00	100	Horizontal	Pass

11n40, U-NII-1, 1 GHz to 18 GHz, High Channel, ANT V

No.	Frequency (MHz)	Results (dBuV/m)	Limit (dBuV/m)	Margin (dB)	Detector	Table (Degree)	Height (cm)	Antenna	Verdict
1	1566.950	35.20	74.0	38.80	Peak	38.00	100	Vertical	Pass
1**	1566.950	24.20	54.0	29.80	AV	38.00	100	Vertical	Pass
2	2344.293	45.99	74.0	28.01	Peak	332.00	300	Vertical	Pass
2**	2344.293	35.47	54.0	18.53	AV	332.00	300	Vertical	Pass
3	3913.147	41.94	74.0	32.06	Peak	261.00	200	Vertical	Pass
3**	3913.147	33.99	54.0	20.01	AV	261.00	200	Vertical	Pass
4	7682.373	54.08	74.0	19.92	Peak	109.00	400	Vertical	Pass
4**	7682.373	46.98	54.0	7.02	AV	109.00	400	Vertical	Pass
5	12528.342	58.17	74.0	15.83	Peak	238.00	200	Vertical	Pass
5**	12528.342	41.41	54.0	12.59	AV	238.00	200	Vertical	Pass
6	15382.973	50.59	74.0	23.41	Peak	170.00	200	Vertical	Pass
6**	15382.973	46.40	54.0	7.60	AV	170.00	200	Vertical	Pass

11ac20, U-NII-1, 1 GHz to 18 GHz, Low Channel, ANT H

No.	Frequency (MHz)	Results (dBuV/m)	Limit (dBuV/m)	Margin (dB)	Detector	Table (Degree)	Height (cm)	Antenna	Verdict
1	1512.134	42.18	74.0	31.82	Peak	163.00	100	Horizontal	Pass
1**	1512.134	32.13	54.0	21.87	AV	163.00	100	Horizontal	Pass
2	2349.199	47.84	74.0	26.16	Peak	249.00	300	Horizontal	Pass
2**	2349.199	37.50	54.0	16.50	AV	249.00	300	Horizontal	Pass
3	4205.298	46.33	74.0	27.67	Peak	192.00	200	Horizontal	Pass
3**	4205.298	36.61	54.0	17.39	AV	192.00	200	Horizontal	Pass
4	7433.971	53.38	74.0	20.62	Peak	146.00	400	Horizontal	Pass
4**	7433.971	41.54	54.0	12.46	AV	146.00	400	Horizontal	Pass
5	12516.730	55.47	74.0	18.53	Peak	225.00	400	Horizontal	Pass
5**	12516.730	49.10	54.0	4.90	AV	225.00	400	Horizontal	Pass
6	16148.154	53.46	74.0	20.54	Peak	311.00	100	Horizontal	Pass
6**	16148.154	42.72	54.0	11.28	AV	311.00	100	Horizontal	Pass

11ac20, U-NII-1, 1 GHz to 18 GHz, Low Channel, ANT V

No.	Frequency (MHz)	Results (dBuV/m)	Limit (dBuV/m)	Margin (dB)	Detector	Table (Degree)	Height (cm)	Antenna	Verdict
1	1566.647	37.38	74.0	36.62	Peak	257.00	300	Vertical	Pass
1**	1566.647	25.12	54.0	28.88	AV	257.00	300	Vertical	Pass
2	2344.025	46.59	74.0	27.41	Peak	204.00	200	Vertical	Pass
2**	2344.025	35.88	54.0	18.12	AV	204.00	200	Vertical	Pass
3	3919.436	43.77	74.0	30.23	Peak	24.00	200	Vertical	Pass
3**	3919.436	38.01	54.0	15.99	AV	24.00	200	Vertical	Pass
4	7684.055	53.91	74.0	20.09	Peak	301.00	300	Vertical	Pass
4**	7684.055	43.58	54.0	10.42	AV	301.00	300	Vertical	Pass
5	12527.091	58.74	74.0	15.26	Peak	339.00	400	Vertical	Pass
5**	12527.091	42.03	54.0	11.97	AV	339.00	400	Vertical	Pass
6	15379.692	51.66	74.0	22.34	Peak	22.00	400	Vertical	Pass
6**	15379.692	45.81	54.0	8.19	AV	22.00	400	Vertical	Pass

11ac20, U-NII-1, 1 GHz to 18 GHz, Middle Channel, ANT H

No.	Frequency (MHz)	Results (dBuV/m)	Limit (dBuV/m)	Margin (dB)	Detector	Table (Degree)	Height (cm)	Antenna	Verdict
1	1515.109	41.32	74.0	32.68	Peak	9.00	100	Horizontal	Pass
1**	1515.109	28.20	54.0	25.80	AV	9.00	100	Horizontal	Pass
2	2349.388	47.46	74.0	26.54	Peak	115.00	300	Horizontal	Pass
2**	2349.388	38.25	54.0	15.75	AV	115.00	300	Horizontal	Pass
3	4206.623	50.23	74.0	23.77	Peak	302.00	200	Horizontal	Pass
3**	4206.623	40.16	54.0	13.84	AV	302.00	200	Horizontal	Pass
4	7435.767	56.75	74.0	17.25	Peak	9.00	400	Horizontal	Pass
4**	7435.767	40.77	54.0	13.23	AV	9.00	400	Horizontal	Pass
5	12520.117	52.87	74.0	21.13	Peak	144.00	100	Horizontal	Pass
5**	12520.117	46.06	54.0	7.94	AV	144.00	100	Horizontal	Pass
6	16147.561	55.12	74.0	18.88	Peak	252.00	300	Horizontal	Pass
6**	16147.561	40.91	54.0	13.09	AV	252.00	300	Horizontal	Pass

11ac20, U-NII-1, 1 GHz to 18 GHz, Middle Channel, ANT V

No.	Frequency (MHz)	Results (dBuV/m)	Limit (dBuV/m)	Margin (dB)	Detector	Table (Degree)	Height (cm)	Antenna	Verdict
1	1571.742	35.40	74.0	38.60	Peak	358.00	300	Vertical	Pass
1**	1571.742	26.32	54.0	27.68	AV	358.00	300	Vertical	Pass
2	2346.028	47.05	74.0	26.95	Peak	226.00	200	Vertical	Pass
2**	2346.028	33.15	54.0	20.85	AV	226.00	200	Vertical	Pass
3	3914.744	43.84	74.0	30.16	Peak	219.00	200	Vertical	Pass
3**	3914.744	36.09	54.0	17.91	AV	219.00	200	Vertical	Pass
4	7682.588	53.44	74.0	20.56	Peak	336.00	400	Vertical	Pass
4**	7682.588	47.00	54.0	7.00	AV	336.00	400	Vertical	Pass
5	12530.030	58.22	74.0	15.78	Peak	105.00	300	Vertical	Pass
5**	12530.030	42.95	54.0	11.05	AV	105.00	300	Vertical	Pass
6	15378.304	53.09	74.0	20.91	Peak	89.00	100	Vertical	Pass
6**	15378.304	46.84	54.0	7.16	AV	89.00	100	Vertical	Pass

11ac20, U-NII-1, 1 GHz to 18 GHz, High Channel, ANT H

No.	Frequency (MHz)	Results (dBuV/m)	Limit (dBuV/m)	Margin (dB)	Detector	Table (Degree)	Height (cm)	Antenna	Verdict
1	1515.014	42.09	74.0	31.91	Peak	100.00	300	Horizontal	Pass
1**	1515.014	29.14	54.0	24.86	AV	100.00	300	Horizontal	Pass
2	2350.807	43.40	74.0	30.60	Peak	128.00	200	Horizontal	Pass
2**	2350.807	37.33	54.0	16.67	AV	128.00	200	Horizontal	Pass
3	4205.089	48.23	74.0	25.77	Peak	68.00	200	Horizontal	Pass
3**	4205.089	35.97	54.0	18.03	AV	68.00	200	Horizontal	Pass
4	7434.927	57.32	74.0	16.68	Peak	172.00	400	Horizontal	Pass
4**	7434.927	42.93	54.0	11.07	AV	172.00	400	Horizontal	Pass
5	12518.620	53.18	74.0	20.82	Peak	164.00	300	Horizontal	Pass
5**	12518.620	44.38	54.0	9.62	AV	164.00	300	Horizontal	Pass
6	16147.808	53.49	74.0	20.51	Peak	233.00	200	Horizontal	Pass
6**	16147.808	45.54	54.0	8.46	AV	233.00	200	Horizontal	Pass

11ac20, U-NII-1, 1 GHz to 18 GHz, High Channel, ANT V

No.	Frequency (MHz)	Results (dBuV/m)	Limit (dBuV/m)	Margin (dB)	Detector	Table (Degree)	Height (cm)	Antenna	Verdict
1	1572.749	35.68	74.0	38.32	Peak	95.00	200	Vertical	Pass
1**	1572.749	23.99	54.0	30.01	AV	95.00	200	Vertical	Pass
2	2344.008	47.19	74.0	26.81	Peak	162.00	400	Vertical	Pass
2**	2344.008	30.57	54.0	23.43	AV	162.00	400	Vertical	Pass
3	3920.536	43.41	74.0	30.59	Peak	345.00	200	Vertical	Pass
3**	3920.536	34.99	54.0	19.01	AV	345.00	200	Vertical	Pass
4	7677.835	53.85	74.0	20.15	Peak	250.00	300	Vertical	Pass
4**	7677.835	42.69	54.0	11.31	AV	250.00	300	Vertical	Pass
5	12529.807	58.50	74.0	15.50	Peak	32.00	400	Vertical	Pass
5**	12529.807	44.24	54.0	9.76	AV	32.00	400	Vertical	Pass
6	15381.734	53.54	74.0	20.46	Peak	122.00	400	Vertical	Pass
6**	15381.734	46.98	54.0	7.02	AV	122.00	400	Vertical	Pass

11ac40, U-NII-1, 1 GHz to 18 GHz, Low Channel, ANT H

No.	Frequency (MHz)	Results (dBuV/m)	Limit (dBuV/m)	Margin (dB)	Detector	Table (Degree)	Height (cm)	Antenna	Verdict
1	1514.201	37.99	74.0	36.01	Peak	16.00	300	Horizontal	Pass
1**	1514.201	32.55	54.0	21.45	AV	16.00	300	Horizontal	Pass
2	2351.828	43.85	74.0	30.15	Peak	323.00	300	Horizontal	Pass
2**	2351.828	35.46	54.0	18.54	AV	323.00	300	Horizontal	Pass
3	4207.366	46.13	74.0	27.87	Peak	275.00	200	Horizontal	Pass
3**	4207.366	37.37	54.0	16.63	AV	275.00	200	Horizontal	Pass
4	7433.947	57.08	74.0	16.92	Peak	336.00	100	Horizontal	Pass
4**	7433.947	42.08	54.0	11.92	AV	336.00	100	Horizontal	Pass
5	12514.372	57.38	74.0	16.62	Peak	227.00	300	Horizontal	Pass
5**	12514.372	44.75	54.0	9.25	AV	227.00	300	Horizontal	Pass
6	16147.497	57.07	74.0	16.93	Peak	283.00	200	Horizontal	Pass
6**	16147.497	41.25	54.0	12.75	AV	283.00	200	Horizontal	Pass

11ac40, U-NII-1, 1 GHz to 18 GHz, Low Channel, ANT V

No.	Frequency (MHz)	Results (dBuV/m)	Limit (dBuV/m)	Margin (dB)	Detector	Table (Degree)	Height (cm)	Antenna	Verdict
1	1568.788	37.21	74.0	36.79	Peak	352.00	400	Vertical	Pass
1**	1568.788	26.88	54.0	27.12	AV	352.00	400	Vertical	Pass
2	2349.259	43.68	74.0	30.32	Peak	189.00	300	Vertical	Pass
2**	2349.259	33.58	54.0	20.42	AV	189.00	300	Vertical	Pass
3	3916.772	43.39	74.0	30.61	Peak	167.00	200	Vertical	Pass
3**	3916.772	38.40	54.0	15.60	AV	167.00	200	Vertical	Pass
4	7683.768	51.75	74.0	22.25	Peak	78.00	100	Vertical	Pass
4**	7683.768	42.92	54.0	11.08	AV	78.00	100	Vertical	Pass
5	12532.245	57.21	74.0	16.79	Peak	192.00	300	Vertical	Pass
5**	12532.245	45.50	54.0	8.50	AV	192.00	300	Vertical	Pass
6	15379.174	54.31	74.0	19.69	Peak	256.00	100	Vertical	Pass
6**	15379.174	43.23	54.0	10.77	AV	256.00	100	Vertical	Pass

11ac40, U-NII-1, 1 GHz to 18 GHz, High Channel, ANT H

No.	Frequency (MHz)	Results (dBuV/m)	Limit (dBuV/m)	Margin (dB)	Detector	Table (Degree)	Height (cm)	Antenna	Verdict
1	1514.463	40.37	74.0	33.63	Peak	334.00	300	Horizontal	Pass
1**	1514.463	29.34	54.0	24.66	AV	334.00	300	Horizontal	Pass
2	2349.173	44.34	74.0	29.66	Peak	25.00	200	Horizontal	Pass
2**	2349.173	37.71	54.0	16.29	AV	25.00	200	Horizontal	Pass
3	4203.411	49.94	74.0	24.06	Peak	56.00	200	Horizontal	Pass
3**	4203.411	39.09	54.0	14.91	AV	56.00	200	Horizontal	Pass
4	7436.286	54.12	74.0	19.88	Peak	311.00	300	Horizontal	Pass
4**	7436.286	45.20	54.0	8.80	AV	311.00	300	Horizontal	Pass
5	12518.795	56.44	74.0	17.56	Peak	99.00	100	Horizontal	Pass
5**	12518.795	47.50	54.0	6.50	AV	99.00	100	Horizontal	Pass
6	16147.459	54.02	74.0	19.98	Peak	348.00	100	Horizontal	Pass
6**	16147.459	43.49	54.0	10.51	AV	348.00	100	Horizontal	Pass

11ac40, U-NII-1, 1 GHz to 18 GHz, High Channel, ANT V

No.	Frequency (MHz)	Results (dBuV/m)	Limit (dBuV/m)	Margin (dB)	Detector	Table (Degree)	Height (cm)	Antenna	Verdict
1	1569.081	35.03	74.0	38.97	Peak	308.00	200	Vertical	Pass
1**	1569.081	26.43	54.0	27.57	AV	308.00	200	Vertical	Pass
2	2347.570	45.16	74.0	28.84	Peak	157.00	300	Vertical	Pass
2**	2347.570	31.12	54.0	22.88	AV	157.00	300	Vertical	Pass
3	3913.443	45.29	74.0	28.71	Peak	166.00	200	Vertical	Pass
3**	3913.443	38.02	54.0	15.98	AV	166.00	200	Vertical	Pass
4	7684.244	49.76	74.0	24.24	Peak	119.00	200	Vertical	Pass
4**	7684.244	42.00	54.0	12.00	AV	119.00	200	Vertical	Pass
5	12526.481	57.76	74.0	16.24	Peak	51.00	100	Vertical	Pass
5**	12526.481	44.36	54.0	9.64	AV	51.00	100	Vertical	Pass
6	15381.885	50.84	74.0	23.16	Peak	321.00	300	Vertical	Pass
6**	15381.885	44.45	54.0	9.55	AV	321.00	300	Vertical	Pass

11ac80, U-NII-1, 1 GHz to 18 GHz, Middle Channel, ANT H

No.	Frequency (MHz)	Results (dBuV/m)	Limit (dBuV/m)	Margin (dB)	Detector	Table (Degree)	Height (cm)	Antenna	Verdict
1	1511.653	38.18	74.0	35.82	Peak	274.00	100	Horizontal	Pass
1**	1511.653	28.16	54.0	25.84	AV	274.00	100	Horizontal	Pass
2	2346.524	43.35	74.0	30.65	Peak	63.00	100	Horizontal	Pass
2**	2346.524	37.27	54.0	16.73	AV	63.00	100	Horizontal	Pass
3	4205.025	50.68	74.0	23.32	Peak	182.00	200	Horizontal	Pass
3**	4205.025	38.42	54.0	15.58	AV	182.00	200	Horizontal	Pass
4	7435.740	51.71	74.0	22.29	Peak	216.00	400	Horizontal	Pass
4**	7435.740	39.93	54.0	14.07	AV	216.00	400	Horizontal	Pass
5	12518.181	54.93	74.0	19.07	Peak	93.00	400	Horizontal	Pass
5**	12518.181	44.40	54.0	9.60	AV	93.00	400	Horizontal	Pass
6	16150.216	56.37	74.0	17.63	Peak	89.00	100	Horizontal	Pass
6**	16150.216	44.16	54.0	9.84	AV	89.00	100	Horizontal	Pass

11ac80, U-NII-1, 1 GHz to 18 GHz, Middle Channel, ANT V

No.	Frequency (MHz)	Results (dBuV/m)	Limit (dBuV/m)	Margin (dB)	Detector	Table (Degree)	Height (cm)	Antenna	Verdict
1	1567.716	35.99	74.0	38.01	Peak	156.00	300	Vertical	Pass
1**	1567.716	27.65	54.0	26.35	AV	156.00	300	Vertical	Pass
2	2350.104	44.80	74.0	29.20	Peak	139.00	100	Vertical	Pass
2**	2350.104	33.88	54.0	20.12	AV	139.00	100	Vertical	Pass
3	3920.437	44.50	74.0	29.50	Peak	109.00	200	Vertical	Pass
3**	3920.437	37.93	54.0	16.07	AV	109.00	200	Vertical	Pass
4	7681.753	51.99	74.0	22.01	Peak	101.00	100	Vertical	Pass
4**	7681.753	45.87	54.0	8.13	AV	101.00	100	Vertical	Pass
5	12532.273	54.61	74.0	19.39	Peak	254.00	200	Vertical	Pass
5**	12532.273	44.30	54.0	9.70	AV	254.00	200	Vertical	Pass
6	15382.041	55.46	74.0	18.54	Peak	226.00	100	Vertical	Pass
6**	15382.041	45.60	54.0	8.40	AV	226.00	100	Vertical	Pass

11ac160, U-NII-1, 1 GHz to 18 GHz, Middle Channel, ANT H

No.	Frequency (MHz)	Results (dBuV/m)	Limit (dBuV/m)	Margin (dB)	Detector	Table (Degree)	Height (cm)	Antenna	Verdict
1	1513.838	37.84	74.0	36.16	Peak	220.00	200	Horizontal	Pass
1**	1513.838	30.66	54.0	23.34	AV	220.00	200	Horizontal	Pass
2	2350.733	46.58	74.0	27.42	Peak	124.00	100	Horizontal	Pass
2**	2350.733	34.80	54.0	19.20	AV	124.00	100	Horizontal	Pass
3	4205.954	45.10	74.0	28.90	Peak	68.00	200	Horizontal	Pass
3**	4205.954	37.15	54.0	16.85	AV	68.00	200	Horizontal	Pass
4	7437.843	55.16	74.0	18.84	Peak	304.00	200	Horizontal	Pass
4**	7437.843	42.76	54.0	11.24	AV	304.00	200	Horizontal	Pass
5	12519.173	53.83	74.0	20.17	Peak	297.00	200	Horizontal	Pass
5**	12519.173	45.85	54.0	8.15	AV	297.00	200	Horizontal	Pass
6	16148.359	55.45	74.0	18.55	Peak	151.00	300	Horizontal	Pass
6**	16148.359	40.97	54.0	13.03	AV	151.00	300	Horizontal	Pass

11ac160, U-NII-1, 1 GHz to 18 GHz, Middle Channel, ANT V

No.	Frequency (MHz)	Results (dBuV/m)	Limit (dBuV/m)	Margin (dB)	Detector	Table (Degree)	Height (cm)	Antenna	Verdict
1	1571.860	35.61	74.0	38.39	Peak	80.00	100	Vertical	Pass
1**	1571.860	29.69	54.0	24.31	AV	80.00	100	Vertical	Pass
2	2343.084	47.59	74.0	26.41	Peak	48.00	200	Vertical	Pass
2**	2343.084	33.75	54.0	20.25	AV	48.00	200	Vertical	Pass
3	3917.304	42.81	74.0	31.19	Peak	2.00	200	Vertical	Pass
3**	3917.304	35.92	54.0	18.08	AV	2.00	200	Vertical	Pass
4	7684.048	52.81	74.0	21.19	Peak	130.00	200	Vertical	Pass
4**	7684.048	46.42	54.0	7.58	AV	130.00	200	Vertical	Pass
5	12527.255	56.07	74.0	17.93	Peak	25.00	300	Vertical	Pass
5**	12527.255	45.57	54.0	8.43	AV	25.00	300	Vertical	Pass
6	15381.152	51.40	74.0	22.60	Peak	159.00	400	Vertical	Pass
6**	15381.152	45.73	54.0	8.27	AV	159.00	400	Vertical	Pass

11ax20(SU), U-NII-1, 1 GHz to 18 GHz, Low Channel, ANT H

No.	Frequency (MHz)	Results (dBuV/m)	Limit (dBuV/m)	Margin (dB)	Detector	Table (Degree)	Height (cm)	Antenna	Verdict
1	1511.075	42.50	74.0	31.50	Peak	170.00	200	Horizontal	Pass
1**	1511.075	28.42	54.0	25.58	AV	170.00	200	Horizontal	Pass
2	2346.868	45.22	74.0	28.78	Peak	210.00	300	Horizontal	Pass
2**	2346.868	40.29	54.0	13.71	AV	210.00	300	Horizontal	Pass
3	4207.664	47.87	74.0	26.13	Peak	98.00	200	Horizontal	Pass
3**	4207.664	38.09	54.0	15.91	AV	98.00	200	Horizontal	Pass
4	7432.832	56.94	74.0	17.06	Peak	68.00	400	Horizontal	Pass
4**	7432.832	41.20	54.0	12.80	AV	68.00	400	Horizontal	Pass
5	12522.005	56.68	74.0	17.32	Peak	39.00	400	Horizontal	Pass
5**	12522.005	47.00	54.0	7.00	AV	39.00	400	Horizontal	Pass
6	16151.280	54.10	74.0	19.90	Peak	215.00	100	Horizontal	Pass
6**	16151.280	40.92	54.0	13.08	AV	215.00	100	Horizontal	Pass

11ax20(SU), U-NII-1, 1 GHz to 18 GHz, Low Channel, ANT V

No.	Frequency (MHz)	Results (dBuV/m)	Limit (dBuV/m)	Margin (dB)	Detector	Table (Degree)	Height (cm)	Antenna	Verdict
1	1571.559	34.15	74.0	39.85	Peak	55.00	300	Vertical	Pass
1**	1571.559	28.58	54.0	25.42	AV	55.00	300	Vertical	Pass
2	2344.137	46.75	74.0	27.25	Peak	264.00	400	Vertical	Pass
2**	2344.137	34.40	54.0	19.60	AV	264.00	400	Vertical	Pass
3	3914.979	47.48	74.0	26.52	Peak	280.00	200	Vertical	Pass
3**	3914.979	37.57	54.0	16.43	AV	280.00	200	Vertical	Pass
4	7676.761	52.95	74.0	21.05	Peak	36.00	400	Vertical	Pass
4**	7676.761	46.11	54.0	7.89	AV	36.00	400	Vertical	Pass
5	12527.413	55.30	74.0	18.70	Peak	119.00	200	Vertical	Pass
5**	12527.413	42.46	54.0	11.54	AV	119.00	200	Vertical	Pass
6	15379.341	52.03	74.0	21.97	Peak	11.00	400	Vertical	Pass
6**	15379.341	47.15	54.0	6.85	AV	11.00	400	Vertical	Pass

11ax20(SU), U-NII-1, 1 GHz to 18 GHz, Middle Channel, ANT H

No.	Frequency (MHz)	Results (dBuV/m)	Limit (dBuV/m)	Margin (dB)	Detector	Table (Degree)	Height (cm)	Antenna	Verdict
1	1510.540	40.79	74.0	33.21	Peak	334.00	100	Horizontal	Pass
1**	1510.540	32.35	54.0	21.65	AV	334.00	100	Horizontal	Pass
2	2347.264	46.26	74.0	27.74	Peak	203.00	100	Horizontal	Pass
2**	2347.264	39.84	54.0	14.16	AV	203.00	100	Horizontal	Pass
3	4206.360	45.86	74.0	28.14	Peak	43.00	200	Horizontal	Pass
3**	4206.360	40.70	54.0	13.30	AV	43.00	200	Horizontal	Pass
4	7436.918	57.15	74.0	16.85	Peak	157.00	300	Horizontal	Pass
4**	7436.918	44.61	54.0	9.39	AV	157.00	300	Horizontal	Pass
5	12517.297	53.05	74.0	20.95	Peak	314.00	300	Horizontal	Pass
5**	12517.297	49.55	54.0	4.45	AV	314.00	300	Horizontal	Pass
6	16149.610	54.18	74.0	19.82	Peak	353.00	100	Horizontal	Pass
6**	16149.610	43.51	54.0	10.49	AV	353.00	100	Horizontal	Pass

11ax20(SU), U-NII-1, 1 GHz to 18 GHz, Middle Channel, ANT V

No.	Frequency (MHz)	Results (dBuV/m)	Limit (dBuV/m)	Margin (dB)	Detector	Table (Degree)	Height (cm)	Antenna	Verdict
1	1573.490	33.84	74.0	40.16	Peak	201.00	100	Vertical	Pass
1**	1573.490	26.51	54.0	27.49	AV	201.00	100	Vertical	Pass
2	2346.381	44.43	74.0	29.57	Peak	289.00	100	Vertical	Pass
2**	2346.381	35.69	54.0	18.31	AV	289.00	100	Vertical	Pass
3	3920.654	44.59	74.0	29.41	Peak	196.00	200	Vertical	Pass
3**	3920.654	35.02	54.0	18.98	AV	196.00	200	Vertical	Pass
4	7681.841	53.67	74.0	20.33	Peak	81.00	100	Vertical	Pass
4**	7681.841	45.18	54.0	8.82	AV	81.00	100	Vertical	Pass
5	12526.760	56.25	74.0	17.75	Peak	129.00	300	Vertical	Pass
5**	12526.760	43.62	54.0	10.38	AV	129.00	300	Vertical	Pass
6	15384.840	53.36	74.0	20.64	Peak	91.00	300	Vertical	Pass
6**	15384.840	42.69	54.0	11.31	AV	91.00	300	Vertical	Pass

11ax20(SU), U-NII-1, 1 GHz to 18 GHz, High Channel, ANT H

No.	Frequency (MHz)	Results (dBuV/m)	Limit (dBuV/m)	Margin (dB)	Detector	Table (Degree)	Height (cm)	Antenna	Verdict
1	1513.434	40.07	74.0	33.93	Peak	222.00	400	Horizontal	Pass
1**	1513.434	32.26	54.0	21.74	AV	222.00	400	Horizontal	Pass
2	2346.880	42.89	74.0	31.11	Peak	138.00	300	Horizontal	Pass
2**	2346.880	35.08	54.0	18.92	AV	138.00	300	Horizontal	Pass
3	4208.991	44.84	74.0	29.16	Peak	36.00	200	Horizontal	Pass
3**	4208.991	35.29	54.0	18.71	AV	36.00	200	Horizontal	Pass
4	7434.119	53.93	74.0	20.07	Peak	339.00	200	Horizontal	Pass
4**	7434.119	43.04	54.0	10.96	AV	339.00	200	Horizontal	Pass
5	12516.161	52.97	74.0	21.03	Peak	215.00	200	Horizontal	Pass
5**	12516.161	47.44	54.0	6.56	AV	215.00	200	Horizontal	Pass
6	16150.087	51.53	74.0	22.47	Peak	111.00	200	Horizontal	Pass
6**	16150.087	45.87	54.0	8.13	AV	111.00	200	Horizontal	Pass

11ax20(SU), U-NII-1, 1 GHz to 18 GHz, High Channel, ANT V

No.	Frequency (MHz)	Results (dBuV/m)	Limit (dBuV/m)	Margin (dB)	Detector	Table (Degree)	Height (cm)	Antenna	Verdict
1	1570.301	34.80	74.0	39.20	Peak	73.00	200	Vertical	Pass
1**	1570.301	27.80	54.0	26.20	AV	73.00	200	Vertical	Pass
2	2346.217	44.02	74.0	29.98	Peak	47.00	100	Vertical	Pass
2**	2346.217	32.50	54.0	21.50	AV	47.00	100	Vertical	Pass
3	3917.677	42.44	74.0	31.56	Peak	148.00	200	Vertical	Pass
3**	3917.677	34.93	54.0	19.07	AV	148.00	200	Vertical	Pass
4	7676.685	54.47	74.0	19.53	Peak	283.00	100	Vertical	Pass
4**	7676.685	41.48	54.0	12.52	AV	283.00	100	Vertical	Pass
5	12528.606	56.38	74.0	17.62	Peak	256.00	400	Vertical	Pass
5**	12528.606	43.80	54.0	10.20	AV	256.00	400	Vertical	Pass
6	15385.775	54.92	74.0	19.08	Peak	351.00	400	Vertical	Pass
6**	15385.775	46.75	54.0	7.25	AV	351.00	400	Vertical	Pass

11ax40(SU), U-NII-1, 1 GHz to 18 GHz, Low Channel, ANT H

No.	Frequency (MHz)	Results (dBuV/m)	Limit (dBuV/m)	Margin (dB)	Detector	Table (Degree)	Height (cm)	Antenna	Verdict
1	1509.493	39.01	74.0	34.99	Peak	57.00	300	Horizontal	Pass
1**	1509.493	32.11	54.0	21.89	AV	57.00	300	Horizontal	Pass
2	2346.520	44.23	74.0	29.77	Peak	74.00	200	Horizontal	Pass
2**	2346.520	40.05	54.0	13.95	AV	74.00	200	Horizontal	Pass
3	4202.271	50.49	74.0	23.51	Peak	190.00	200	Horizontal	Pass
3**	4202.271	36.82	54.0	17.18	AV	190.00	200	Horizontal	Pass
4	7437.373	56.08	74.0	17.92	Peak	239.00	100	Horizontal	Pass
4**	7437.373	40.19	54.0	13.81	AV	239.00	100	Horizontal	Pass
5	12514.356	53.00	74.0	21.00	Peak	124.00	300	Horizontal	Pass
5**	12514.356	47.42	54.0	6.58	AV	124.00	300	Horizontal	Pass
6	16146.627	52.18	74.0	21.82	Peak	93.00	300	Horizontal	Pass
6**	16146.627	44.92	54.0	9.08	AV	93.00	300	Horizontal	Pass

11ax40(SU), U-NII-1, 1 GHz to 18 GHz, Low Channel, ANT V

No.	Frequency (MHz)	Results (dBuV/m)	Limit (dBuV/m)	Margin (dB)	Detector	Table (Degree)	Height (cm)	Antenna	Verdict
1	1570.226	34.03	74.0	39.97	Peak	95.00	300	Vertical	Pass
1**	1570.226	26.45	54.0	27.55	AV	95.00	300	Vertical	Pass
2	2344.657	45.32	74.0	28.68	Peak	170.00	100	Vertical	Pass
2**	2344.657	32.19	54.0	21.81	AV	170.00	100	Vertical	Pass
3	3919.605	46.01	74.0	27.99	Peak	257.00	200	Vertical	Pass
3**	3919.605	38.39	54.0	15.61	AV	257.00	200	Vertical	Pass
4	7678.281	53.13	74.0	20.87	Peak	267.00	200	Vertical	Pass
4**	7678.281	46.14	54.0	7.86	AV	267.00	200	Vertical	Pass
5	12529.360	54.71	74.0	19.29	Peak	89.00	400	Vertical	Pass
5**	12529.360	40.30	54.0	13.70	AV	89.00	400	Vertical	Pass
6	15380.572	50.57	74.0	23.43	Peak	32.00	300	Vertical	Pass
6**	15380.572	44.52	54.0	9.48	AV	32.00	300	Vertical	Pass

11ax40(SU), U-NII-1, 1 GHz to 18 GHz, High Channel, ANT H

No.	Frequency (MHz)	Results (dBuV/m)	Limit (dBuV/m)	Margin (dB)	Detector	Table (Degree)	Height (cm)	Antenna	Verdict
1	1514.995	41.02	74.0	32.98	Peak	357.00	400	Horizontal	Pass
1**	1514.995	29.71	54.0	24.29	AV	357.00	400	Horizontal	Pass
2	2348.571	47.43	74.0	26.57	Peak	343.00	300	Horizontal	Pass
2**	2348.571	37.92	54.0	16.08	AV	343.00	300	Horizontal	Pass
3	4201.746	46.79	74.0	27.21	Peak	210.00	200	Horizontal	Pass
3**	4201.746	35.56	54.0	18.44	AV	210.00	200	Horizontal	Pass
4	7431.024	51.86	74.0	22.14	Peak	116.00	200	Horizontal	Pass
4**	7431.024	42.90	54.0	11.10	AV	116.00	200	Horizontal	Pass
5	12519.287	55.41	74.0	18.59	Peak	128.00	100	Horizontal	Pass
5**	12519.287	46.61	54.0	7.39	AV	128.00	100	Horizontal	Pass
6	16150.844	56.02	74.0	17.98	Peak	263.00	200	Horizontal	Pass
6**	16150.844	41.87	54.0	12.13	AV	263.00	200	Horizontal	Pass

11ax40(SU), U-NII-1, 1 GHz to 18 GHz, High Channel, ANT V

No.	Frequency (MHz)	Results (dBuV/m)	Limit (dBuV/m)	Margin (dB)	Detector	Table (Degree)	Height (cm)	Antenna	Verdict
1	1573.274	38.41	74.0	35.59	Peak	347.00	100	Vertical	Pass
1**	1573.274	28.94	54.0	25.06	AV	347.00	100	Vertical	Pass
2	2344.790	45.43	74.0	28.57	Peak	264.00	400	Vertical	Pass
2**	2344.790	31.42	54.0	22.58	AV	264.00	400	Vertical	Pass
3	3920.738	46.99	74.0	27.01	Peak	344.00	200	Vertical	Pass
3**	3920.738	38.84	54.0	15.16	AV	344.00	200	Vertical	Pass
4	7679.489	50.95	74.0	23.05	Peak	26.00	300	Vertical	Pass
4**	7679.489	41.31	54.0	12.69	AV	26.00	300	Vertical	Pass
5	12533.422	53.76	74.0	20.24	Peak	240.00	200	Vertical	Pass
5**	12533.422	40.71	54.0	13.29	AV	240.00	200	Vertical	Pass
6	15380.244	50.94	74.0	23.06	Peak	11.00	300	Vertical	Pass
6**	15380.244	44.44	54.0	9.56	AV	11.00	300	Vertical	Pass

11ax80(SU), U-NII-1, 1 GHz to 18 GHz, Middle Channel, ANT H

No.	Frequency (MHz)	Results (dBuV/m)	Limit (dBuV/m)	Margin (dB)	Detector	Table (Degree)	Height (cm)	Antenna	Verdict
1	1508.542	39.28	74.0	34.72	Peak	109.00	200	Horizontal	Pass
1**	1508.542	26.66	54.0	27.34	AV	109.00	200	Horizontal	Pass
2	2348.422	47.59	74.0	26.41	Peak	187.00	100	Horizontal	Pass
2**	2348.422	40.38	54.0	13.62	AV	187.00	100	Horizontal	Pass
3	4206.384	48.56	74.0	25.44	Peak	70.00	200	Horizontal	Pass
3**	4206.384	38.67	54.0	15.33	AV	70.00	200	Horizontal	Pass
4	7436.646	52.08	74.0	21.92	Peak	119.00	300	Horizontal	Pass
4**	7436.646	45.68	54.0	8.32	AV	119.00	300	Horizontal	Pass
5	12519.342	54.61	74.0	19.39	Peak	24.00	300	Horizontal	Pass
5**	12519.342	46.73	54.0	7.27	AV	24.00	300	Horizontal	Pass
6	16150.656	53.21	74.0	20.79	Peak	125.00	400	Horizontal	Pass
6**	16150.656	45.73	54.0	8.27	AV	125.00	400	Horizontal	Pass

11ax80(SU), U-NII-1, 1 GHz to 18 GHz, Middle Channel, ANT V

No.	Frequency (MHz)	Results (dBuV/m)	Limit (dBuV/m)	Margin (dB)	Detector	Table (Degree)	Height (cm)	Antenna	Verdict
1	1573.323	38.27	74.0	35.73	Peak	218.00	300	Vertical	Pass
1**	1573.323	27.07	54.0	26.93	AV	218.00	300	Vertical	Pass
2	2344.696	43.89	74.0	30.11	Peak	96.00	300	Vertical	Pass
2**	2344.696	36.28	54.0	17.72	AV	96.00	300	Vertical	Pass
3	3915.295	42.85	74.0	31.15	Peak	341.00	200	Vertical	Pass
3**	3915.295	39.21	54.0	14.79	AV	341.00	200	Vertical	Pass
4	7682.922	53.02	74.0	20.98	Peak	213.00	400	Vertical	Pass
4**	7682.922	42.61	54.0	11.39	AV	213.00	400	Vertical	Pass
5	12528.402	53.72	74.0	20.28	Peak	330.00	300	Vertical	Pass
5**	12528.402	42.14	54.0	11.86	AV	330.00	300	Vertical	Pass
6	15383.156	51.28	74.0	22.72	Peak	148.00	100	Vertical	Pass
6**	15383.156	42.40	54.0	11.60	AV	148.00	100	Vertical	Pass

11ax160(SU), U-NII-1, 1 GHz to 18 GHz, Middle Channel, ANT H

No.	Frequency (MHz)	Results (dBuV/m)	Limit (dBuV/m)	Margin (dB)	Detector	Table (Degree)	Height (cm)	Antenna	Verdict
1	1510.682	39.87	74.0	34.13	Peak	125.00	100	Horizontal	Pass
1**	1510.682	31.10	54.0	22.90	AV	125.00	100	Horizontal	Pass
2	2346.736	43.93	74.0	30.07	Peak	223.00	400	Horizontal	Pass
2**	2346.736	37.29	54.0	16.71	AV	223.00	400	Horizontal	Pass
3	4204.689	45.99	74.0	28.01	Peak	353.00	200	Horizontal	Pass
3**	4204.689	39.88	54.0	14.12	AV	353.00	200	Horizontal	Pass
4	7438.051	56.15	74.0	17.85	Peak	315.00	200	Horizontal	Pass
4**	7438.051	42.47	54.0	11.53	AV	315.00	200	Horizontal	Pass
5	12519.618	53.45	74.0	20.55	Peak	79.00	400	Horizontal	Pass
5**	12519.618	47.30	54.0	6.70	AV	79.00	400	Horizontal	Pass
6	16144.493	52.08	74.0	21.92	Peak	244.00	200	Horizontal	Pass
6**	16144.493	46.22	54.0	7.78	AV	244.00	200	Horizontal	Pass

11ax160(SU), U-NII-1, 1 GHz to 18 GHz, Middle Channel, ANT V

No.	Frequency (MHz)	Results (dBuV/m)	Limit (dBuV/m)	Margin (dB)	Detector	Table (Degree)	Height (cm)	Antenna	Verdict
1	1572.310	39.12	74.0	34.88	Peak	79.00	200	Vertical	Pass
1**	1572.310	24.27	54.0	29.73	AV	79.00	200	Vertical	Pass
2	2343.246	46.93	74.0	27.07	Peak	98.00	200	Vertical	Pass
2**	2343.246	32.24	54.0	21.76	AV	98.00	200	Vertical	Pass
3	3913.531	47.29	74.0	26.71	Peak	122.00	200	Vertical	Pass
3**	3913.531	35.06	54.0	18.94	AV	122.00	200	Vertical	Pass
4	7682.977	54.04	74.0	19.96	Peak	322.00	200	Vertical	Pass
4**	7682.977	41.75	54.0	12.25	AV	322.00	200	Vertical	Pass
5	12527.589	54.43	74.0	19.57	Peak	135.00	400	Vertical	Pass
5**	12527.589	43.11	54.0	10.89	AV	135.00	400	Vertical	Pass
6	15385.857	53.90	74.0	20.10	Peak	282.00	100	Vertical	Pass
6**	15385.857	43.12	54.0	10.88	AV	282.00	100	Vertical	Pass

11a, U-NII-2A, 1 GHz to 18 GHz, Low Channel, ANT H

No.	Frequency (MHz)	Results (dBuV/m)	Limit (dBuV/m)	Margin (dB)	Detector	Table (Degree)	Height (cm)	Antenna	Verdict
1	1522.716	41.17	74.0	32.83	Peak	81.00	300	Horizontal	Pass
1**	1522.716	30.92	54.0	23.08	AV	81.00	300	Horizontal	Pass
2	2277.530	42.24	74.0	31.76	Peak	254.00	400	Horizontal	Pass
2**	2277.530	36.92	54.0	17.08	AV	254.00	400	Horizontal	Pass
3	4043.813	48.13	74.0	25.87	Peak	200.00	200	Horizontal	Pass
3**	4043.813	38.70	54.0	15.30	AV	200.00	200	Horizontal	Pass
4	7618.741	53.56	74.0	20.44	Peak	129.00	200	Horizontal	Pass
4**	7618.741	45.01	54.0	8.99	AV	129.00	200	Horizontal	Pass
5	12450.898	53.77	74.0	20.23	Peak	51.00	300	Horizontal	Pass
5**	12450.898	42.24	54.0	11.76	AV	51.00	300	Horizontal	Pass
6	15903.573	55.85	74.0	18.15	Peak	188.00	100	Horizontal	Pass
6**	15903.573	44.29	54.0	9.71	AV	188.00	100	Horizontal	Pass

11a, U-NII-2A, 1 GHz to 18 GHz, Low Channel, ANT V

No.	Frequency (MHz)	Results (dBuV/m)	Limit (dBuV/m)	Margin (dB)	Detector	Table (Degree)	Height (cm)	Antenna	Verdict
1	1528.259	41.49	74.0	32.51	Peak	218.00	300	Vertical	Pass
1**	1528.259	27.40	54.0	26.60	AV	218.00	300	Vertical	Pass
2	2334.431	47.13	74.0	26.87	Peak	205.00	400	Vertical	Pass
2**	2334.431	35.54	54.0	18.46	AV	205.00	400	Vertical	Pass
3	4898.154	48.43	74.0	25.57	Peak	70.00	200	Vertical	Pass
3**	4898.154	41.95	54.0	12.05	AV	70.00	200	Vertical	Pass
4	7327.440	51.28	74.0	22.72	Peak	132.00	100	Vertical	Pass
4**	7327.440	46.77	54.0	7.23	AV	132.00	100	Vertical	Pass
5	12485.483	52.09	74.0	21.91	Peak	163.00	400	Vertical	Pass
5**	12485.483	43.09	54.0	10.91	AV	163.00	400	Vertical	Pass
6	15692.531	54.77	74.0	19.23	Peak	135.00	300	Vertical	Pass
6**	15692.531	44.33	54.0	9.67	AV	135.00	300	Vertical	Pass

11a, U-NII-2A, 1 GHz to 18 GHz, Middle Channel, ANT H

No.	Frequency (MHz)	Results (dBuV/m)	Limit (dBuV/m)	Margin (dB)	Detector	Table (Degree)	Height (cm)	Antenna	Verdict
1	1523.501	38.76	74.0	35.24	Peak	261.00	100	Horizontal	Pass
1**	1523.501	31.20	54.0	22.80	AV	261.00	100	Horizontal	Pass
2	2274.377	41.32	74.0	32.68	Peak	135.00	200	Horizontal	Pass
2**	2274.377	35.31	54.0	18.69	AV	135.00	200	Horizontal	Pass
3	4043.759	48.16	74.0	25.84	Peak	248.00	200	Horizontal	Pass
3**	4043.759	37.03	54.0	16.97	AV	248.00	200	Horizontal	Pass
4	7620.196	55.53	74.0	18.47	Peak	131.00	400	Horizontal	Pass
4**	7620.196	44.57	54.0	9.43	AV	131.00	400	Horizontal	Pass
5	12452.074	51.86	74.0	22.14	Peak	257.00	100	Horizontal	Pass
5**	12452.074	45.09	54.0	8.91	AV	257.00	100	Horizontal	Pass
6	15903.078	55.35	74.0	18.65	Peak	62.00	400	Horizontal	Pass
6**	15903.078	45.72	54.0	8.28	AV	62.00	400	Horizontal	Pass

11a, U-NII-2A, 1 GHz to 18 GHz, Middle Channel, ANT V

No.	Frequency (MHz)	Results (dBuV/m)	Limit (dBuV/m)	Margin (dB)	Detector	Table (Degree)	Height (cm)	Antenna	Verdict
1	1528.582	40.39	74.0	33.61	Peak	298.00	300	Vertical	Pass
1**	1528.582	26.21	54.0	27.79	AV	298.00	300	Vertical	Pass
2	2333.679	42.54	74.0	31.46	Peak	277.00	400	Vertical	Pass
2**	2333.679	35.39	54.0	18.61	AV	277.00	400	Vertical	Pass
3	4896.494	49.19	74.0	24.81	Peak	250.00	200	Vertical	Pass
3**	4896.494	40.81	54.0	13.19	AV	250.00	200	Vertical	Pass
4	7329.252	54.57	74.0	19.43	Peak	24.00	100	Vertical	Pass
4**	7329.252	43.36	54.0	10.64	AV	24.00	100	Vertical	Pass
5	12487.856	52.18	74.0	21.82	Peak	232.00	100	Vertical	Pass
5**	12487.856	42.59	54.0	11.41	AV	232.00	100	Vertical	Pass
6	15687.721	55.36	74.0	18.64	Peak	78.00	100	Vertical	Pass
6**	15687.721	43.94	54.0	10.06	AV	78.00	100	Vertical	Pass

11a, U-NII-2A, 1 GHz to 18 GHz, High Channel, ANT H

No.	Frequency (MHz)	Results (dBuV/m)	Limit (dBuV/m)	Margin (dB)	Detector	Table (Degree)	Height (cm)	Antenna	Verdict
1	1522.448	38.33	74.0	35.67	Peak	19.00	100	Horizontal	Pass
1**	1522.448	30.97	54.0	23.03	AV	19.00	100	Horizontal	Pass
2	2272.867	43.40	74.0	30.60	Peak	3.00	400	Horizontal	Pass
2**	2272.867	31.78	54.0	22.22	AV	3.00	400	Horizontal	Pass
3	4045.287	50.11	74.0	23.89	Peak	224.00	200	Horizontal	Pass
3**	4045.287	38.71	54.0	15.29	AV	224.00	200	Horizontal	Pass
4	7616.630	52.47	74.0	21.53	Peak	105.00	300	Horizontal	Pass
4**	7616.630	40.52	54.0	13.48	AV	105.00	300	Horizontal	Pass
5	12452.082	54.47	74.0	19.53	Peak	256.00	300	Horizontal	Pass
5**	12452.082	45.08	54.0	8.92	AV	256.00	300	Horizontal	Pass
6	15905.862	55.60	74.0	18.40	Peak	110.00	400	Horizontal	Pass
6**	15905.862	41.81	54.0	12.19	AV	110.00	400	Horizontal	Pass

11a, U-NII-2A, 1 GHz to 18 GHz, High Channel, ANT V

No.	Frequency (MHz)	Results (dBuV/m)	Limit (dBuV/m)	Margin (dB)	Detector	Table (Degree)	Height (cm)	Antenna	Verdict
1	1527.276	36.87	74.0	37.13	Peak	119.00	200	Vertical	Pass
1**	1527.276	27.41	54.0	26.59	AV	119.00	200	Vertical	Pass
2	2336.900	44.33	74.0	29.67	Peak	336.00	300	Vertical	Pass
2**	2336.900	34.15	54.0	19.85	AV	336.00	300	Vertical	Pass
3	4903.345	50.08	74.0	23.92	Peak	320.00	200	Vertical	Pass
3**	4903.345	41.61	54.0	12.39	AV	320.00	200	Vertical	Pass
4	7327.220	56.28	74.0	17.72	Peak	337.00	300	Vertical	Pass
4**	7327.220	41.71	54.0	12.29	AV	337.00	300	Vertical	Pass
5	12485.553	52.97	74.0	21.03	Peak	281.00	200	Vertical	Pass
5**	12485.553	46.89	54.0	7.11	AV	281.00	200	Vertical	Pass
6	15690.624	56.31	74.0	17.69	Peak	355.00	300	Vertical	Pass
6**	15690.624	46.40	54.0	7.60	AV	355.00	300	Vertical	Pass

11n20, U-NII-2A, 1 GHz to 18 GHz, Low Channel, ANT H

No.	Frequency (MHz)	Results (dBuV/m)	Limit (dBuV/m)	Margin (dB)	Detector	Table (Degree)	Height (cm)	Antenna	Verdict
1	1523.659	36.39	74.0	37.61	Peak	255.00	400	Horizontal	Pass
1**	1523.659	29.92	54.0	24.08	AV	255.00	400	Horizontal	Pass
2	2272.085	45.71	74.0	28.29	Peak	199.00	200	Horizontal	Pass
2**	2272.085	31.73	54.0	22.27	AV	199.00	200	Horizontal	Pass
3	4046.246	47.06	74.0	26.94	Peak	73.00	200	Horizontal	Pass
3**	4046.246	34.38	54.0	19.62	AV	73.00	200	Horizontal	Pass
4	7620.474	55.66	74.0	18.34	Peak	153.00	300	Horizontal	Pass
4**	7620.474	42.75	54.0	11.25	AV	153.00	300	Horizontal	Pass
5	12453.671	54.09	74.0	19.91	Peak	277.00	400	Horizontal	Pass
5**	12453.671	45.56	54.0	8.44	AV	277.00	400	Horizontal	Pass
6	15902.937	54.99	74.0	19.01	Peak	332.00	400	Horizontal	Pass
6**	15902.937	46.60	54.0	7.40	AV	332.00	400	Horizontal	Pass

11n20, U-NII-2A, 1 GHz to 18 GHz, Low Channel, ANT V

No.	Frequency (MHz)	Results (dBuV/m)	Limit (dBuV/m)	Margin (dB)	Detector	Table (Degree)	Height (cm)	Antenna	Verdict
1	1530.110	39.91	74.0	34.09	Peak	60.00	100	Vertical	Pass
1**	1530.110	29.18	54.0	24.82	AV	60.00	100	Vertical	Pass
2	2337.823	42.23	74.0	31.77	Peak	58.00	300	Vertical	Pass
2**	2337.823	34.48	54.0	19.52	AV	58.00	300	Vertical	Pass
3	4899.495	47.32	74.0	26.68	Peak	186.00	200	Vertical	Pass
3**	4899.495	38.09	54.0	15.91	AV	186.00	200	Vertical	Pass
4	7329.829	54.37	74.0	19.63	Peak	153.00	400	Vertical	Pass
4**	7329.829	43.24	54.0	10.76	AV	153.00	400	Vertical	Pass
5	12487.709	54.35	74.0	19.65	Peak	249.00	400	Vertical	Pass
5**	12487.709	46.18	54.0	7.82	AV	249.00	400	Vertical	Pass
6	15689.856	55.41	74.0	18.59	Peak	77.00	200	Vertical	Pass
6**	15689.856	43.76	54.0	10.24	AV	77.00	200	Vertical	Pass

11n20, U-NII-2A, 1 GHz to 18 GHz, Middle Channel, ANT H

No.	Frequency (MHz)	Results (dBuV/m)	Limit (dBuV/m)	Margin (dB)	Detector	Table (Degree)	Height (cm)	Antenna	Verdict
1	1521.478	40.87	74.0	33.13	Peak	314.00	300	Horizontal	Pass
1**	1521.478	26.05	54.0	27.95	AV	314.00	300	Horizontal	Pass
2	2277.201	45.85	74.0	28.15	Peak	117.00	300	Horizontal	Pass
2**	2277.201	31.72	54.0	22.28	AV	117.00	300	Horizontal	Pass
3	4049.321	48.88	74.0	25.12	Peak	270.00	200	Horizontal	Pass
3**	4049.321	36.84	54.0	17.16	AV	270.00	200	Horizontal	Pass
4	7620.100	54.96	74.0	19.04	Peak	34.00	100	Horizontal	Pass
4**	7620.100	44.76	54.0	9.24	AV	34.00	100	Horizontal	Pass
5	12453.062	54.10	74.0	19.90	Peak	313.00	200	Horizontal	Pass
5**	12453.062	43.82	54.0	10.18	AV	313.00	200	Horizontal	Pass
6	15901.777	51.74	74.0	22.26	Peak	237.00	300	Horizontal	Pass
6**	15901.777	42.34	54.0	11.66	AV	237.00	300	Horizontal	Pass

11n20, U-NII-2A, 1 GHz to 18 GHz, Middle Channel, ANT V

No.	Frequency (MHz)	Results (dBuV/m)	Limit (dBuV/m)	Margin (dB)	Detector	Table (Degree)	Height (cm)	Antenna	Verdict
1	1530.341	36.45	74.0	37.55	Peak	274.00	100	Vertical	Pass
1**	1530.341	29.38	54.0	24.62	AV	274.00	100	Vertical	Pass
2	2334.314	42.67	74.0	31.33	Peak	148.00	400	Vertical	Pass
2**	2334.314	33.28	54.0	20.72	AV	148.00	400	Vertical	Pass
3	4896.666	48.58	74.0	25.42	Peak	335.00	200	Vertical	Pass
3**	4896.666	37.49	54.0	16.51	AV	335.00	200	Vertical	Pass
4	7326.165	51.02	74.0	22.98	Peak	240.00	300	Vertical	Pass
4**	7326.165	45.33	54.0	8.67	AV	240.00	300	Vertical	Pass
5	12482.555	55.42	74.0	18.58	Peak	27.00	400	Vertical	Pass
5**	12482.555	46.52	54.0	7.48	AV	27.00	400	Vertical	Pass
6	15695.229	51.97	74.0	22.03	Peak	10.00	200	Vertical	Pass
6**	15695.229	47.08	54.0	6.92	AV	10.00	200	Vertical	Pass

11n20, U-NII-2A, 1 GHz to 18 GHz, High Channel, ANT H

No.	Frequency (MHz)	Results (dBuV/m)	Limit (dBuV/m)	Margin (dB)	Detector	Table (Degree)	Height (cm)	Antenna	Verdict
1	1522.138	35.88	74.0	38.12	Peak	311.00	100	Horizontal	Pass
1**	1522.138	28.37	54.0	25.63	AV	311.00	100	Horizontal	Pass
2	2272.625	46.14	74.0	27.86	Peak	279.00	300	Horizontal	Pass
2**	2272.625	32.71	54.0	21.29	AV	279.00	300	Horizontal	Pass
3	4042.657	47.10	74.0	26.90	Peak	278.00	200	Horizontal	Pass
3**	4042.657	38.67	54.0	15.33	AV	278.00	200	Horizontal	Pass
4	7619.627	54.02	74.0	19.98	Peak	153.00	400	Horizontal	Pass
4**	7619.627	44.61	54.0	9.39	AV	153.00	400	Horizontal	Pass
5	12454.593	53.50	74.0	20.50	Peak	39.00	200	Horizontal	Pass
5**	12454.593	43.32	54.0	10.68	AV	39.00	200	Horizontal	Pass
6	15900.986	54.73	74.0	19.27	Peak	76.00	200	Horizontal	Pass
6**	15900.986	43.01	54.0	10.99	AV	76.00	200	Horizontal	Pass

11n20, U-NII-2A, 1 GHz to 18 GHz, High Channel, ANT V

No.	Frequency (MHz)	Results (dBuV/m)	Limit (dBuV/m)	Margin (dB)	Detector	Table (Degree)	Height (cm)	Antenna	Verdict
1	1534.231	37.66	74.0	36.34	Peak	202.00	200	Vertical	Pass
1**	1534.231	27.93	54.0	26.07	AV	202.00	200	Vertical	Pass
2	2332.286	42.02	74.0	31.98	Peak	326.00	200	Vertical	Pass
2**	2332.286	38.12	54.0	15.88	AV	326.00	200	Vertical	Pass
3	4902.504	47.30	74.0	26.70	Peak	360.00	200	Vertical	Pass
3**	4902.504	38.55	54.0	15.45	AV	360.00	200	Vertical	Pass
4	7329.480	53.72	74.0	20.28	Peak	291.00	300	Vertical	Pass
4**	7329.480	42.29	54.0	11.71	AV	291.00	300	Vertical	Pass
5	12485.414	50.60	74.0	23.40	Peak	147.00	400	Vertical	Pass
5**	12485.414	43.04	54.0	10.96	AV	147.00	400	Vertical	Pass
6	15692.929	51.94	74.0	22.06	Peak	204.00	300	Vertical	Pass
6**	15692.929	46.24	54.0	7.76	AV	204.00	300	Vertical	Pass

11n40, U-NII-2A, 1 GHz to 18 GHz, Low Channel, ANT H

No.	Frequency (MHz)	Results (dBuV/m)	Limit (dBuV/m)	Margin (dB)	Detector	Table (Degree)	Height (cm)	Antenna	Verdict
1	1521.778	40.33	74.0	33.67	Peak	236.00	300	Horizontal	Pass
1**	1521.778	27.47	54.0	26.53	AV	236.00	300	Horizontal	Pass
2	2278.535	41.22	74.0	32.78	Peak	150.00	300	Horizontal	Pass
2**	2278.535	37.13	54.0	16.87	AV	150.00	300	Horizontal	Pass
3	4050.269	46.24	74.0	27.76	Peak	184.00	200	Horizontal	Pass
3**	4050.269	39.41	54.0	14.59	AV	184.00	200	Horizontal	Pass
4	7621.504	51.09	74.0	22.91	Peak	150.00	200	Horizontal	Pass
4**	7621.504	45.69	54.0	8.31	AV	150.00	200	Horizontal	Pass
5	12450.771	50.79	74.0	23.21	Peak	51.00	100	Horizontal	Pass
5**	12450.771	43.35	54.0	10.65	AV	51.00	100	Horizontal	Pass
6	15905.913	56.51	74.0	17.49	Peak	152.00	100	Horizontal	Pass
6**	15905.913	42.95	54.0	11.05	AV	152.00	100	Horizontal	Pass

11n40, U-NII-2A, 1 GHz to 18 GHz, Low Channel, ANT V

No.	Frequency (MHz)	Results (dBuV/m)	Limit (dBuV/m)	Margin (dB)	Detector	Table (Degree)	Height (cm)	Antenna	Verdict
1	1529.591	38.20	74.0	35.80	Peak	160.00	100	Vertical	Pass
1**	1529.591	28.79	54.0	25.21	AV	160.00	100	Vertical	Pass
2	2337.874	43.44	74.0	30.56	Peak	195.00	200	Vertical	Pass
2**	2337.874	34.57	54.0	19.43	AV	195.00	200	Vertical	Pass
3	4903.389	50.47	74.0	23.53	Peak	17.00	200	Vertical	Pass
3**	4903.389	39.10	54.0	14.90	AV	17.00	200	Vertical	Pass
4	7327.479	54.42	74.0	19.58	Peak	341.00	300	Vertical	Pass
4**	7327.479	44.41	54.0	9.59	AV	341.00	300	Vertical	Pass
5	12484.024	51.82	74.0	22.18	Peak	213.00	300	Vertical	Pass
5**	12484.024	44.50	54.0	9.50	AV	213.00	300	Vertical	Pass
6	15688.735	51.54	74.0	22.46	Peak	174.00	200	Vertical	Pass
6**	15688.735	42.08	54.0	11.92	AV	174.00	200	Vertical	Pass

11n40, U-NII-2A, 1 GHz to 18 GHz, High Channel, ANT H

No.	Frequency (MHz)	Results (dBuV/m)	Limit (dBuV/m)	Margin (dB)	Detector	Table (Degree)	Height (cm)	Antenna	Verdict
1	1523.902	38.87	74.0	35.13	Peak	248.00	400	Horizontal	Pass
1**	1523.902	29.77	54.0	24.23	AV	248.00	400	Horizontal	Pass
2	2278.595	42.01	74.0	31.99	Peak	138.00	200	Horizontal	Pass
2**	2278.595	33.71	54.0	20.29	AV	138.00	200	Horizontal	Pass
3	4050.304	47.04	74.0	26.96	Peak	136.00	200	Horizontal	Pass
3**	4050.304	34.50	54.0	19.50	AV	136.00	200	Horizontal	Pass
4	7624.226	55.75	74.0	18.25	Peak	141.00	400	Horizontal	Pass
4**	7624.226	46.37	54.0	7.63	AV	141.00	400	Horizontal	Pass
5	12453.223	52.32	74.0	21.68	Peak	249.00	100	Horizontal	Pass
5**	12453.223	46.11	54.0	7.89	AV	249.00	100	Horizontal	Pass
6	15904.253	51.75	74.0	22.25	Peak	227.00	100	Horizontal	Pass
6**	15904.253	45.93	54.0	8.07	AV	227.00	100	Horizontal	Pass

11n40, U-NII-2A, 1 GHz to 18 GHz, High Channel, ANT V

No.	Frequency (MHz)	Results (dBuV/m)	Limit (dBuV/m)	Margin (dB)	Detector	Table (Degree)	Height (cm)	Antenna	Verdict
1	1526.938	39.90	74.0	34.10	Peak	123.00	100	Vertical	Pass
1**	1526.938	27.65	54.0	26.35	AV	123.00	100	Vertical	Pass
2	2337.211	46.57	74.0	27.43	Peak	216.00	200	Vertical	Pass
2**	2337.211	34.69	54.0	19.31	AV	216.00	200	Vertical	Pass
3	4902.886	47.12	74.0	26.88	Peak	316.00	200	Vertical	Pass
3**	4902.886	42.56	54.0	11.44	AV	316.00	200	Vertical	Pass
4	7325.413	55.87	74.0	18.13	Peak	333.00	200	Vertical	Pass
4**	7325.413	44.30	54.0	9.70	AV	333.00	200	Vertical	Pass
5	12488.404	54.82	74.0	19.18	Peak	144.00	100	Vertical	Pass
5**	12488.404	43.84	54.0	10.16	AV	144.00	100	Vertical	Pass
6	15692.407	54.99	74.0	19.01	Peak	253.00	200	Vertical	Pass
6**	15692.407	43.73	54.0	10.27	AV	253.00	200	Vertical	Pass

11ac20, U-NII-2A, 1 GHz to 18 GHz, Low Channel, ANT H

No.	Frequency (MHz)	Results (dBuV/m)	Limit (dBuV/m)	Margin (dB)	Detector	Table (Degree)	Height (cm)	Antenna	Verdict
1	1526.752	39.86	74.0	34.14	Peak	329.00	100	Horizontal	Pass
1**	1526.752	28.92	54.0	25.08	AV	329.00	100	Horizontal	Pass
2	2277.467	43.97	74.0	30.03	Peak	143.00	300	Horizontal	Pass
2**	2277.467	33.38	54.0	20.62	AV	143.00	300	Horizontal	Pass
3	4045.039	44.88	74.0	29.12	Peak	220.00	200	Horizontal	Pass
3**	4045.039	34.99	54.0	19.01	AV	220.00	200	Horizontal	Pass
4	7618.107	52.40	74.0	21.60	Peak	43.00	400	Horizontal	Pass
4**	7618.107	44.58	54.0	9.42	AV	43.00	400	Horizontal	Pass
5	12453.415	54.79	74.0	19.21	Peak	22.00	400	Horizontal	Pass
5**	12453.415	42.24	54.0	11.76	AV	22.00	400	Horizontal	Pass
6	15904.540	54.14	74.0	19.86	Peak	170.00	200	Horizontal	Pass
6**	15904.540	44.60	54.0	9.40	AV	170.00	200	Horizontal	Pass

11ac20, U-NII-2A, 1 GHz to 18 GHz, Low Channel, ANT V

No.	Frequency (MHz)	Results (dBuV/m)	Limit (dBuV/m)	Margin (dB)	Detector	Table (Degree)	Height (cm)	Antenna	Verdict
1	1532.419	37.90	74.0	36.10	Peak	184.00	200	Vertical	Pass
1**	1532.419	28.04	54.0	25.96	AV	184.00	200	Vertical	Pass
2	2332.920	41.80	74.0	32.20	Peak	253.00	200	Vertical	Pass
2**	2332.920	33.36	54.0	20.64	AV	253.00	200	Vertical	Pass
3	4896.919	50.95	74.0	23.05	Peak	236.00	200	Vertical	Pass
3**	4896.919	37.25	54.0	16.75	AV	236.00	200	Vertical	Pass
4	7323.450	55.64	74.0	18.36	Peak	153.00	100	Vertical	Pass
4**	7323.450	46.48	54.0	7.52	AV	153.00	100	Vertical	Pass
5	12488.263	50.78	74.0	23.22	Peak	172.00	300	Vertical	Pass
5**	12488.263	45.97	54.0	8.03	AV	172.00	300	Vertical	Pass
6	15691.763	51.04	74.0	22.96	Peak	293.00	400	Vertical	Pass
6**	15691.763	47.09	54.0	6.91	AV	293.00	400	Vertical	Pass

11ac20, U-NII-2A, 1 GHz to 18 GHz, Middle Channel, ANT H

No.	Frequency (MHz)	Results (dBuV/m)	Limit (dBuV/m)	Margin (dB)	Detector	Table (Degree)	Height (cm)	Antenna	Verdict
1	1527.322	37.40	74.0	36.60	Peak	138.00	100	Horizontal	Pass
1**	1527.322	27.32	54.0	26.68	AV	138.00	100	Horizontal	Pass
2	2271.269	41.35	74.0	32.65	Peak	348.00	100	Horizontal	Pass
2**	2271.269	34.20	54.0	19.80	AV	348.00	100	Horizontal	Pass
3	4049.711	45.02	74.0	28.98	Peak	127.00	200	Horizontal	Pass
3**	4049.711	34.70	54.0	19.30	AV	127.00	200	Horizontal	Pass
4	7622.191	53.66	74.0	20.34	Peak	109.00	100	Horizontal	Pass
4**	7622.191	45.26	54.0	8.74	AV	109.00	100	Horizontal	Pass
5	12455.275	55.61	74.0	18.39	Peak	161.00	300	Horizontal	Pass
5**	12455.275	44.30	54.0	9.70	AV	161.00	300	Horizontal	Pass
6	15904.792	54.64	74.0	19.36	Peak	231.00	200	Horizontal	Pass
6**	15904.792	47.14	54.0	6.86	AV	231.00	200	Horizontal	Pass

11ac20, U-NII-2A, 1 GHz to 18 GHz, Middle Channel, ANT V

No.	Frequency (MHz)	Results (dBuV/m)	Limit (dBuV/m)	Margin (dB)	Detector	Table (Degree)	Height (cm)	Antenna	Verdict
1	1532.852	41.49	74.0	32.51	Peak	142.00	400	Vertical	Pass
1**	1532.852	26.48	54.0	27.52	AV	142.00	400	Vertical	Pass
2	2336.325	44.63	74.0	29.37	Peak	337.00	300	Vertical	Pass
2**	2336.325	33.18	54.0	20.82	AV	337.00	300	Vertical	Pass
3	4901.525	52.03	74.0	21.97	Peak	350.00	200	Vertical	Pass
3**	4901.525	38.12	54.0	15.88	AV	350.00	200	Vertical	Pass
4	7327.039	50.59	74.0	23.41	Peak	216.00	200	Vertical	Pass
4**	7327.039	42.65	54.0	11.35	AV	216.00	200	Vertical	Pass
5	12489.120	51.32	74.0	22.68	Peak	249.00	400	Vertical	Pass
5**	12489.120	41.37	54.0	12.63	AV	249.00	400	Vertical	Pass
6	15693.739	50.86	74.0	23.14	Peak	143.00	400	Vertical	Pass
6**	15693.739	43.64	54.0	10.36	AV	143.00	400	Vertical	Pass

11ac20, U-NII-2A, 1 GHz to 18 GHz, High Channel, ANT H

No.	Frequency (MHz)	Results (dBuV/m)	Limit (dBuV/m)	Margin (dB)	Detector	Table (Degree)	Height (cm)	Antenna	Verdict
1	1521.847	38.88	74.0	35.12	Peak	39.00	200	Horizontal	Pass
1**	1521.847	31.51	54.0	22.49	AV	39.00	200	Horizontal	Pass
2	2278.281	43.68	74.0	30.32	Peak	95.00	400	Horizontal	Pass
2**	2278.281	32.85	54.0	21.15	AV	95.00	400	Horizontal	Pass
3	4044.301	45.37	74.0	28.63	Peak	81.00	200	Horizontal	Pass
3**	4044.301	36.69	54.0	17.31	AV	81.00	200	Horizontal	Pass
4	7623.404	50.30	74.0	23.70	Peak	184.00	200	Horizontal	Pass
4**	7623.404	41.76	54.0	12.24	AV	184.00	200	Horizontal	Pass
5	12451.117	53.98	74.0	20.02	Peak	260.00	300	Horizontal	Pass
5**	12451.117	45.86	54.0	8.14	AV	260.00	300	Horizontal	Pass
6	15905.145	53.40	74.0	20.60	Peak	256.00	400	Horizontal	Pass
6**	15905.145	43.69	54.0	10.31	AV	256.00	400	Horizontal	Pass

11ac20, U-NII-2A, 1 GHz to 18 GHz, High Channel, ANT V

No.	Frequency (MHz)	Results (dBuV/m)	Limit (dBuV/m)	Margin (dB)	Detector	Table (Degree)	Height (cm)	Antenna	Verdict
1	1534.141	36.86	74.0	37.14	Peak	123.00	400	Vertical	Pass
1**	1534.141	31.50	54.0	22.50	AV	123.00	400	Vertical	Pass
2	2333.239	43.80	74.0	30.20	Peak	66.00	200	Vertical	Pass
2**	2333.239	37.86	54.0	16.14	AV	66.00	200	Vertical	Pass
3	4904.215	50.53	74.0	23.47	Peak	111.00	200	Vertical	Pass
3**	4904.215	41.77	54.0	12.23	AV	111.00	200	Vertical	Pass
4	7329.665	55.69	74.0	18.31	Peak	316.00	400	Vertical	Pass
4**	7329.665	42.62	54.0	11.38	AV	316.00	400	Vertical	Pass
5	12486.480	54.08	74.0	19.92	Peak	284.00	200	Vertical	Pass
5**	12486.480	42.70	54.0	11.30	AV	284.00	200	Vertical	Pass
6	15688.749	56.05	74.0	17.95	Peak	241.00	100	Vertical	Pass
6**	15688.749	46.20	54.0	7.80	AV	241.00	100	Vertical	Pass

11ac40, U-NII-2A, 1 GHz to 18 GHz, Low Channel, ANT H

No.	Frequency (MHz)	Results (dBuV/m)	Limit (dBuV/m)	Margin (dB)	Detector	Table (Degree)	Height (cm)	Antenna	Verdict
1	1526.180	39.92	74.0	34.08	Peak	136.00	400	Horizontal	Pass
1**	1526.180	28.29	54.0	25.71	AV	136.00	400	Horizontal	Pass
2	2274.547	42.16	74.0	31.84	Peak	46.00	300	Horizontal	Pass
2**	2274.547	33.03	54.0	20.97	AV	46.00	300	Horizontal	Pass
3	4047.819	49.22	74.0	24.78	Peak	179.00	200	Horizontal	Pass
3**	4047.819	38.46	54.0	15.54	AV	179.00	200	Horizontal	Pass
4	7621.662	50.11	74.0	23.89	Peak	153.00	300	Horizontal	Pass
4**	7621.662	43.35	54.0	10.65	AV	153.00	300	Horizontal	Pass
5	12453.381	52.82	74.0	21.18	Peak	175.00	100	Horizontal	Pass
5**	12453.381	41.92	54.0	12.08	AV	175.00	100	Horizontal	Pass
6	15905.883	53.59	74.0	20.41	Peak	49.00	400	Horizontal	Pass
6**	15905.883	44.77	54.0	9.23	AV	49.00	400	Horizontal	Pass

11ac40, U-NII-2A, 1 GHz to 18 GHz, Low Channel, ANT V

No.	Frequency (MHz)	Results (dBuV/m)	Limit (dBuV/m)	Margin (dB)	Detector	Table (Degree)	Height (cm)	Antenna	Verdict
1	1527.897	35.99	74.0	38.01	Peak	99.00	400	Vertical	Pass
1**	1527.897	28.86	54.0	25.14	AV	99.00	400	Vertical	Pass
2	2335.896	45.55	74.0	28.45	Peak	145.00	400	Vertical	Pass
2**	2335.896	36.05	54.0	17.95	AV	145.00	400	Vertical	Pass
3	4898.357	51.44	74.0	22.56	Peak	231.00	200	Vertical	Pass
3**	4898.357	37.25	54.0	16.75	AV	231.00	200	Vertical	Pass
4	7324.629	50.44	74.0	23.56	Peak	154.00	400	Vertical	Pass
4**	7324.629	42.42	54.0	11.58	AV	154.00	400	Vertical	Pass
5	12487.972	52.26	74.0	21.74	Peak	273.00	200	Vertical	Pass
5**	12487.972	46.24	54.0	7.76	AV	273.00	200	Vertical	Pass
6	15692.521	52.26	74.0	21.74	Peak	211.00	400	Vertical	Pass
6**	15692.521	44.00	54.0	10.00	AV	211.00	400	Vertical	Pass

11ac40, U-NII-2A, 1 GHz to 18 GHz, High Channel, ANT H

No.	Frequency (MHz)	Results (dBuV/m)	Limit (dBuV/m)	Margin (dB)	Detector	Table (Degree)	Height (cm)	Antenna	Verdict
1	1528.420	40.27	74.0	33.73	Peak	284.00	400	Horizontal	Pass
1**	1528.420	29.72	54.0	24.28	AV	284.00	400	Horizontal	Pass
2	2275.909	42.40	74.0	31.60	Peak	194.00	400	Horizontal	Pass
2**	2275.909	35.83	54.0	18.17	AV	194.00	400	Horizontal	Pass
3	4043.984	46.52	74.0	27.48	Peak	335.00	200	Horizontal	Pass
3**	4043.984	39.18	54.0	14.82	AV	335.00	200	Horizontal	Pass
4	7619.172	55.17	74.0	18.83	Peak	155.00	200	Horizontal	Pass
4**	7619.172	44.18	54.0	9.82	AV	155.00	200	Horizontal	Pass
5	12452.396	52.01	74.0	21.99	Peak	1.00	200	Horizontal	Pass
5**	12452.396	46.02	54.0	7.98	AV	1.00	200	Horizontal	Pass
6	15905.030	51.37	74.0	22.63	Peak	248.00	300	Horizontal	Pass
6**	15905.030	42.02	54.0	11.98	AV	248.00	300	Horizontal	Pass

11ac40, U-NII-2A, 1 GHz to 18 GHz, High Channel, ANT V

No.	Frequency (MHz)	Results (dBuV/m)	Limit (dBuV/m)	Margin (dB)	Detector	Table (Degree)	Height (cm)	Antenna	Verdict
1	1530.799	35.81	74.0	38.19	Peak	325.00	100	Vertical	Pass
1**	1530.799	28.83	54.0	25.17	AV	325.00	100	Vertical	Pass
2	2335.385	43.19	74.0	30.81	Peak	123.00	300	Vertical	Pass
2**	2335.385	34.79	54.0	19.21	AV	123.00	300	Vertical	Pass
3	4901.407	50.84	74.0	23.16	Peak	163.00	200	Vertical	Pass
3**	4901.407	42.61	54.0	11.39	AV	163.00	200	Vertical	Pass
4	7327.768	50.48	74.0	23.52	Peak	17.00	100	Vertical	Pass
4**	7327.768	43.14	54.0	10.86	AV	17.00	100	Vertical	Pass
5	12484.667	52.90	74.0	21.10	Peak	96.00	100	Vertical	Pass
5**	12484.667	43.42	54.0	10.58	AV	96.00	100	Vertical	Pass
6	15687.373	55.52	74.0	18.48	Peak	34.00	200	Vertical	Pass
6**	15687.373	43.94	54.0	10.06	AV	34.00	200	Vertical	Pass

11ac80, U-NII-2A, 1 GHz to 18 GHz, Middle Channel, ANT H

No.	Frequency (MHz)	Results (dBuV/m)	Limit (dBuV/m)	Margin (dB)	Detector	Table (Degree)	Height (cm)	Antenna	Verdict
1	1527.812	41.53	74.0	32.47	Peak	223.00	300	Horizontal	Pass
1**	1527.812	27.58	54.0	26.42	AV	223.00	300	Horizontal	Pass
2	2271.123	44.19	74.0	29.81	Peak	70.00	300	Horizontal	Pass
2**	2271.123	34.16	54.0	19.84	AV	70.00	300	Horizontal	Pass
3	4050.211	44.97	74.0	29.03	Peak	167.00	200	Horizontal	Pass
3**	4050.211	40.12	54.0	13.88	AV	167.00	200	Horizontal	Pass
4	7621.961	51.44	74.0	22.56	Peak	293.00	400	Horizontal	Pass
4**	7621.961	41.45	54.0	12.55	AV	293.00	400	Horizontal	Pass
5	12456.637	55.23	74.0	18.77	Peak	73.00	400	Horizontal	Pass
5**	12456.637	44.03	54.0	9.97	AV	73.00	400	Horizontal	Pass
6	15905.287	55.83	74.0	18.17	Peak	71.00	400	Horizontal	Pass
6**	15905.287	46.72	54.0	7.28	AV	71.00	400	Horizontal	Pass

11ac80, U-NII-2A, 1 GHz to 18 GHz, Middle Channel, ANT V

No.	Frequency (MHz)	Results (dBuV/m)	Limit (dBuV/m)	Margin (dB)	Detector	Table (Degree)	Height (cm)	Antenna	Verdict
1	1534.281	37.84	74.0	36.16	Peak	228.00	100	Vertical	Pass
1**	1534.281	26.86	54.0	27.14	AV	228.00	100	Vertical	Pass
2	2337.106	41.79	74.0	32.21	Peak	148.00	400	Vertical	Pass
2**	2337.106	35.97	54.0	18.03	AV	148.00	400	Vertical	Pass
3	4902.658	51.24	74.0	22.76	Peak	289.00	200	Vertical	Pass
3**	4902.658	38.23	54.0	15.77	AV	289.00	200	Vertical	Pass
4	7326.604	51.30	74.0	22.70	Peak	351.00	200	Vertical	Pass
4**	7326.604	41.93	54.0	12.07	AV	351.00	200	Vertical	Pass
5	12484.930	50.05	74.0	23.95	Peak	138.00	300	Vertical	Pass
5**	12484.930	44.59	54.0	9.41	AV	138.00	300	Vertical	Pass
6	15694.217	55.31	74.0	18.69	Peak	5.00	200	Vertical	Pass
6**	15694.217	44.48	54.0	9.52	AV	5.00	200	Vertical	Pass

11ax20(SU), U-NII-2A, 1 GHz to 18 GHz, Low Channel, ANT H

No.	Frequency (MHz)	Results (dBuV/m)	Limit (dBuV/m)	Margin (dB)	Detector	Table (Degree)	Height (cm)	Antenna	Verdict
1	1528.431	37.45	74.0	36.55	Peak	168.00	300	Horizontal	Pass
1**	1528.431	30.61	54.0	23.39	AV	168.00	300	Horizontal	Pass
2	2272.812	46.78	74.0	27.22	Peak	307.00	200	Horizontal	Pass
2**	2272.812	34.22	54.0	19.78	AV	307.00	200	Horizontal	Pass
3	4049.011	44.27	74.0	29.73	Peak	326.00	200	Horizontal	Pass
3**	4049.011	38.58	54.0	15.42	AV	326.00	200	Horizontal	Pass
4	7623.240	54.70	74.0	19.30	Peak	297.00	100	Horizontal	Pass
4**	7623.240	45.74	54.0	8.26	AV	297.00	100	Horizontal	Pass
5	12455.118	55.98	74.0	18.02	Peak	210.00	200	Horizontal	Pass
5**	12455.118	46.40	54.0	7.60	AV	210.00	200	Horizontal	Pass
6	15907.024	56.31	74.0	17.69	Peak	98.00	400	Horizontal	Pass
6**	15907.024	44.67	54.0	9.33	AV	98.00	400	Horizontal	Pass

11ax20(SU), U-NII-2A, 1 GHz to 18 GHz, Low Channel, ANT V

No.	Frequency (MHz)	Results (dBuV/m)	Limit (dBuV/m)	Margin (dB)	Detector	Table (Degree)	Height (cm)	Antenna	Verdict
1	1528.789	36.60	74.0	37.40	Peak	278.00	100	Vertical	Pass
1**	1528.789	29.70	54.0	24.30	AV	278.00	100	Vertical	Pass
2	2335.121	47.31	74.0	26.69	Peak	271.00	400	Vertical	Pass
2**	2335.121	33.39	54.0	20.61	AV	271.00	400	Vertical	Pass
3	4897.949	47.13	74.0	26.87	Peak	92.00	200	Vertical	Pass
3**	4897.949	39.00	54.0	15.00	AV	92.00	200	Vertical	Pass
4	7327.504	55.01	74.0	18.99	Peak	124.00	300	Vertical	Pass
4**	7327.504	45.05	54.0	8.95	AV	124.00	300	Vertical	Pass
5	12488.188	53.07	74.0	20.93	Peak	36.00	400	Vertical	Pass
5**	12488.188	43.38	54.0	10.62	AV	36.00	400	Vertical	Pass
6	15692.399	53.25	74.0	20.75	Peak	13.00	400	Vertical	Pass
6**	15692.399	42.40	54.0	11.60	AV	13.00	400	Vertical	Pass

11ax20(SU), U-NII-2A, 1 GHz to 18 GHz, Middle Channel, ANT H

No.	Frequency (MHz)	Results (dBuV/m)	Limit (dBuV/m)	Margin (dB)	Detector	Table (Degree)	Height (cm)	Antenna	Verdict
1	1522.223	37.45	74.0	36.55	Peak	100.00	300	Horizontal	Pass
1**	1522.223	27.81	54.0	26.19	AV	100.00	300	Horizontal	Pass
2	2277.173	41.36	74.0	32.64	Peak	180.00	200	Horizontal	Pass
2**	2277.173	34.43	54.0	19.57	AV	180.00	200	Horizontal	Pass
3	4046.826	44.90	74.0	29.10	Peak	267.00	200	Horizontal	Pass
3**	4046.826	38.08	54.0	15.92	AV	267.00	200	Horizontal	Pass
4	7621.518	50.53	74.0	23.47	Peak	14.00	200	Horizontal	Pass
4**	7621.518	41.38	54.0	12.62	AV	14.00	200	Horizontal	Pass
5	12451.563	52.60	74.0	21.40	Peak	151.00	300	Horizontal	Pass
5**	12451.563	45.44	54.0	8.56	AV	151.00	300	Horizontal	Pass
6	15903.971	50.83	74.0	23.17	Peak	126.00	400	Horizontal	Pass
6**	15903.971	42.78	54.0	11.22	AV	126.00	400	Horizontal	Pass

11ax20(SU), U-NII-2A, 1 GHz to 18 GHz, Middle Channel, ANT V

No.	Frequency (MHz)	Results (dBuV/m)	Limit (dBuV/m)	Margin (dB)	Detector	Table (Degree)	Height (cm)	Antenna	Verdict
1	1531.611	37.75	74.0	36.25	Peak	307.00	400	Vertical	Pass
1**	1531.611	28.49	54.0	25.51	AV	307.00	400	Vertical	Pass
2	2337.510	43.33	74.0	30.67	Peak	105.00	400	Vertical	Pass
2**	2337.510	33.74	54.0	20.26	AV	105.00	400	Vertical	Pass
3	4902.185	47.71	74.0	26.29	Peak	206.00	200	Vertical	Pass
3**	4902.185	41.32	54.0	12.68	AV	206.00	200	Vertical	Pass
4	7330.491	53.25	74.0	20.75	Peak	280.00	200	Vertical	Pass
4**	7330.491	42.91	54.0	11.09	AV	280.00	200	Vertical	Pass
5	12488.534	52.51	74.0	21.49	Peak	246.00	300	Vertical	Pass
5**	12488.534	43.13	54.0	10.87	AV	246.00	300	Vertical	Pass
6	15693.339	51.07	74.0	22.93	Peak	247.00	100	Vertical	Pass
6**	15693.339	46.75	54.0	7.25	AV	247.00	100	Vertical	Pass

11ax20(SU), U-NII-2A, 1 GHz to 18 GHz, High Channel, ANT H

No.	Frequency (MHz)	Results (dBuV/m)	Limit (dBuV/m)	Margin (dB)	Detector	Table (Degree)	Height (cm)	Antenna	Verdict
1	1521.841	41.30	74.0	32.70	Peak	238.00	200	Horizontal	Pass
1**	1521.841	30.71	54.0	23.29	AV	238.00	200	Horizontal	Pass
2	2276.297	46.06	74.0	27.94	Peak	118.00	400	Horizontal	Pass
2**	2276.297	34.31	54.0	19.69	AV	118.00	400	Horizontal	Pass
3	4046.863	49.83	74.0	24.17	Peak	179.00	200	Horizontal	Pass
3**	4046.863	35.35	54.0	18.65	AV	179.00	200	Horizontal	Pass
4	7619.219	50.32	74.0	23.68	Peak	330.00	200	Horizontal	Pass
4**	7619.219	45.94	54.0	8.06	AV	330.00	200	Horizontal	Pass
5	12456.709	54.47	74.0	19.53	Peak	297.00	100	Horizontal	Pass
5**	12456.709	42.20	54.0	11.80	AV	297.00	100	Horizontal	Pass
6	15900.086	55.84	74.0	18.16	Peak	263.00	100	Horizontal	Pass
6**	15900.086	42.36	54.0	11.64	AV	263.00	100	Horizontal	Pass

11ax20(SU), U-NII-2A, 1 GHz to 18 GHz, High Channel, ANT V

No.	Frequency (MHz)	Results (dBuV/m)	Limit (dBuV/m)	Margin (dB)	Detector	Table (Degree)	Height (cm)	Antenna	Verdict
1	1534.396	39.29	74.0	34.71	Peak	343.00	300	Vertical	Pass
1**	1534.396	25.98	54.0	28.02	AV	343.00	300	Vertical	Pass
2	2334.896	45.11	74.0	28.89	Peak	4.00	200	Vertical	Pass
2**	2334.896	37.87	54.0	16.13	AV	4.00	200	Vertical	Pass
3	4898.088	50.69	74.0	23.31	Peak	161.00	200	Vertical	Pass
3**	4898.088	38.56	54.0	15.44	AV	161.00	200	Vertical	Pass
4	7329.023	55.36	74.0	18.64	Peak	196.00	300	Vertical	Pass
4**	7329.023	46.78	54.0	7.22	AV	196.00	300	Vertical	Pass
5	12482.777	50.17	74.0	23.83	Peak	287.00	100	Vertical	Pass
5**	12482.777	42.83	54.0	11.17	AV	287.00	100	Vertical	Pass
6	15688.897	56.00	74.0	18.00	Peak	4.00	100	Vertical	Pass
6**	15688.897	46.54	54.0	7.46	AV	4.00	100	Vertical	Pass

11ax40(SU), U-NII-2A, 1 GHz to 18 GHz, Low Channel, ANT H

No.	Frequency (MHz)	Results (dBuV/m)	Limit (dBuV/m)	Margin (dB)	Detector	Table (Degree)	Height (cm)	Antenna	Verdict
1	1527.887	37.12	74.0	36.88	Peak	40.00	400	Horizontal	Pass
1**	1527.887	25.87	54.0	28.13	AV	40.00	400	Horizontal	Pass
2	2273.231	45.48	74.0	28.52	Peak	267.00	300	Horizontal	Pass
2**	2273.231	31.83	54.0	22.17	AV	267.00	300	Horizontal	Pass
3	4047.536	49.32	74.0	24.68	Peak	26.00	200	Horizontal	Pass
3**	4047.536	39.14	54.0	14.86	AV	26.00	200	Horizontal	Pass
4	7620.308	55.23	74.0	18.77	Peak	239.00	200	Horizontal	Pass
4**	7620.308	42.21	54.0	11.79	AV	239.00	200	Horizontal	Pass
5	12455.531	53.67	74.0	20.33	Peak	2.00	300	Horizontal	Pass
5**	12455.531	43.24	54.0	10.76	AV	2.00	300	Horizontal	Pass
6	15900.401	51.79	74.0	22.21	Peak	176.00	300	Horizontal	Pass
6**	15900.401	43.72	54.0	10.28	AV	176.00	300	Horizontal	Pass

11ax40(SU), U-NII-2A, 1 GHz to 18 GHz, Low Channel, ANT V

No.	Frequency (MHz)	Results (dBuV/m)	Limit (dBuV/m)	Margin (dB)	Detector	Table (Degree)	Height (cm)	Antenna	Verdict
1	1534.132	41.64	74.0	32.36	Peak	239.00	100	Vertical	Pass
1**	1534.132	29.23	54.0	24.77	AV	239.00	100	Vertical	Pass
2	2332.721	45.78	74.0	28.22	Peak	262.00	300	Vertical	Pass
2**	2332.721	37.08	54.0	16.92	AV	262.00	300	Vertical	Pass
3	4901.736	49.01	74.0	24.99	Peak	233.00	200	Vertical	Pass
3**	4901.736	38.42	54.0	15.58	AV	233.00	200	Vertical	Pass
4	7328.176	54.96	74.0	19.04	Peak	184.00	100	Vertical	Pass
4**	7328.176	41.71	54.0	12.29	AV	184.00	100	Vertical	Pass
5	12489.662	52.99	74.0	21.01	Peak	222.00	200	Vertical	Pass
5**	12489.662	45.60	54.0	8.40	AV	222.00	200	Vertical	Pass
6	15692.634	56.63	74.0	17.37	Peak	337.00	400	Vertical	Pass
6**	15692.634	45.48	54.0	8.52	AV	337.00	400	Vertical	Pass

11ax40(SU), U-NII-2A, 1 GHz to 18 GHz, High Channel, ANT H

No.	Frequency (MHz)	Results (dBuV/m)	Limit (dBuV/m)	Margin (dB)	Detector	Table (Degree)	Height (cm)	Antenna	Verdict
1	1520.957	36.55	74.0	37.45	Peak	91.00	400	Horizontal	Pass
1**	1520.957	29.65	54.0	24.35	AV	91.00	400	Horizontal	Pass
2	2278.036	44.77	74.0	29.23	Peak	183.00	100	Horizontal	Pass
2**	2278.036	34.76	54.0	19.24	AV	183.00	100	Horizontal	Pass
3	4043.914	46.94	74.0	27.06	Peak	278.00	200	Horizontal	Pass
3**	4043.914	35.88	54.0	18.12	AV	278.00	200	Horizontal	Pass
4	7620.833	50.64	74.0	23.36	Peak	284.00	100	Horizontal	Pass
4**	7620.833	45.73	54.0	8.27	AV	284.00	100	Horizontal	Pass
5	12454.467	52.38	74.0	21.62	Peak	155.00	300	Horizontal	Pass
5**	12454.467	44.50	54.0	9.50	AV	155.00	300	Horizontal	Pass
6	15899.715	53.15	74.0	20.85	Peak	112.00	100	Horizontal	Pass
6**	15899.715	43.59	54.0	10.41	AV	112.00	100	Horizontal	Pass

11ax40(SU), U-NII-2A, 1 GHz to 18 GHz, High Channel, ANT V

No.	Frequency (MHz)	Results (dBuV/m)	Limit (dBuV/m)	Margin (dB)	Detector	Table (Degree)	Height (cm)	Antenna	Verdict
1	1529.680	41.12	74.0	32.88	Peak	185.00	300	Vertical	Pass
1**	1529.680	27.93	54.0	26.07	AV	185.00	300	Vertical	Pass
2	2332.575	42.14	74.0	31.86	Peak	143.00	100	Vertical	Pass
2**	2332.575	33.77	54.0	20.23	AV	143.00	100	Vertical	Pass
3	4903.082	49.08	74.0	24.92	Peak	67.00	200	Vertical	Pass
3**	4903.082	40.88	54.0	13.12	AV	67.00	200	Vertical	Pass
4	7326.975	50.97	74.0	23.03	Peak	11.00	300	Vertical	Pass
4**	7326.975	44.18	54.0	9.82	AV	11.00	300	Vertical	Pass
5	12483.093	55.80	74.0	18.20	Peak	182.00	200	Vertical	Pass
5**	12483.093	45.15	54.0	8.85	AV	182.00	200	Vertical	Pass
6	15694.636	51.95	74.0	22.05	Peak	223.00	200	Vertical	Pass
6**	15694.636	43.01	54.0	10.99	AV	223.00	200	Vertical	Pass

11ax80(SU), U-NII-2A, 1 GHz to 18 GHz, Middle Channel, ANT H

No.	Frequency (MHz)	Results (dBuV/m)	Limit (dBuV/m)	Margin (dB)	Detector	Table (Degree)	Height (cm)	Antenna	Verdict
1	1521.133	39.78	74.0	34.22	Peak	58.00	200	Horizontal	Pass
1**	1521.133	26.68	54.0	27.32	AV	58.00	200	Horizontal	Pass
2	2274.787	42.26	74.0	31.74	Peak	128.00	200	Horizontal	Pass
2**	2274.787	36.73	54.0	17.27	AV	128.00	200	Horizontal	Pass
3	4046.988	49.61	74.0	24.39	Peak	103.00	200	Horizontal	Pass
3**	4046.988	38.90	54.0	15.10	AV	103.00	200	Horizontal	Pass
4	7624.065	51.44	74.0	22.56	Peak	243.00	400	Horizontal	Pass
4**	7624.065	40.52	54.0	13.48	AV	243.00	400	Horizontal	Pass
5	12452.553	53.27	74.0	20.73	Peak	330.00	400	Horizontal	Pass
5**	12452.553	41.47	54.0	12.53	AV	330.00	400	Horizontal	Pass
6	15903.593	55.50	74.0	18.50	Peak	40.00	300	Horizontal	Pass
6**	15903.593	45.62	54.0	8.38	AV	40.00	300	Horizontal	Pass

11ax80(SU), U-NII-2A, 1 GHz to 18 GHz, Middle Channel, ANT V

No.	Frequency (MHz)	Results (dBuV/m)	Limit (dBuV/m)	Margin (dB)	Detector	Table (Degree)	Height (cm)	Antenna	Verdict
1	1528.733	41.52	74.0	32.48	Peak	323.00	200	Vertical	Pass
1**	1528.733	28.03	54.0	25.97	AV	323.00	200	Vertical	Pass
2	2334.094	44.80	74.0	29.20	Peak	239.00	400	Vertical	Pass
2**	2334.094	36.20	54.0	17.80	AV	239.00	400	Vertical	Pass
3	4896.769	50.70	74.0	23.30	Peak	73.00	200	Vertical	Pass
3**	4896.769	37.63	54.0	16.37	AV	73.00	200	Vertical	Pass
4	7328.700	52.88	74.0	21.12	Peak	242.00	200	Vertical	Pass
4**	7328.700	41.38	54.0	12.62	AV	242.00	200	Vertical	Pass
5	12489.862	53.41	74.0	20.59	Peak	276.00	200	Vertical	Pass
5**	12489.862	47.03	54.0	6.97	AV	276.00	200	Vertical	Pass
6	15687.986	51.03	74.0	22.97	Peak	358.00	300	Vertical	Pass
6**	15687.986	45.96	54.0	8.04	AV	358.00	300	Vertical	Pass

11a, U-NII-2C, 1 GHz to 18 GHz, Low Channel, ANT H

No.	Frequency (MHz)	Results (dBuV/m)	Limit (dBuV/m)	Margin (dB)	Detector	Table (Degree)	Height (cm)	Antenna	Verdict
1	1525.617	37.31	74.0	36.69	Peak	123.00	200	Horizontal	Pass
1**	1525.617	28.27	54.0	25.73	AV	123.00	200	Horizontal	Pass
2	2274.857	41.77	74.0	32.23	Peak	168.00	400	Horizontal	Pass
2**	2274.857	35.55	54.0	18.45	AV	168.00	400	Horizontal	Pass
3	4050.375	49.76	74.0	24.24	Peak	263.00	200	Horizontal	Pass
3**	4050.375	35.69	54.0	18.31	AV	263.00	200	Horizontal	Pass
4	7624.000	52.12	74.0	21.88	Peak	128.00	300	Horizontal	Pass
4**	7624.000	43.60	54.0	10.40	AV	128.00	300	Horizontal	Pass
5	12458.392	54.82	74.0	19.18	Peak	63.00	300	Horizontal	Pass
5**	12458.392	46.51	54.0	7.49	AV	63.00	300	Horizontal	Pass
6	15900.215	52.01	74.0	21.99	Peak	360.00	200	Horizontal	Pass
6**	15900.215	43.79	54.0	10.21	AV	360.00	200	Horizontal	Pass

11a, U-NII-2C, 1 GHz to 18 GHz, Low Channel, ANT V

No.	Frequency (MHz)	Results (dBuV/m)	Limit (dBuV/m)	Margin (dB)	Detector	Table (Degree)	Height (cm)	Antenna	Verdict
1	1596.576	39.62	74.0	34.38	Peak	3.00	100	Vertical	Pass
1**	1596.576	23.47	54.0	30.53	AV	3.00	100	Vertical	Pass
2	2228.551	44.16	74.0	29.84	Peak	310.00	200	Vertical	Pass
2**	2228.551	31.32	54.0	22.68	AV	310.00	200	Vertical	Pass
3	4256.467	45.22	74.0	28.78	Peak	287.00	200	Vertical	Pass
3**	4256.467	37.49	54.0	16.51	AV	287.00	200	Vertical	Pass
4	7706.216	55.88	74.0	18.12	Peak	301.00	100	Vertical	Pass
4**	7706.216	40.89	54.0	13.11	AV	301.00	100	Vertical	Pass
5	12502.396	51.92	74.0	22.08	Peak	329.00	200	Vertical	Pass
5**	12502.396	42.37	54.0	11.63	AV	329.00	200	Vertical	Pass
6	15670.319	58.22	74.0	15.78	Peak	56.00	200	Vertical	Pass
6**	15670.319	43.61	54.0	10.39	AV	56.00	200	Vertical	Pass

11a, U-NII-2C, 1 GHz to 18 GHz, Middle Channel, ANT H

No.	Frequency (MHz)	Results (dBuV/m)	Limit (dBuV/m)	Margin (dB)	Detector	Table (Degree)	Height (cm)	Antenna	Verdict
1	1525.384	40.93	74.0	33.07	Peak	349.00	200	Horizontal	Pass
1**	1525.384	30.76	54.0	23.24	AV	349.00	200	Horizontal	Pass
2	2275.826	41.53	74.0	32.47	Peak	42.00	400	Horizontal	Pass
2**	2275.826	33.14	54.0	20.86	AV	42.00	400	Horizontal	Pass
3	4044.931	44.25	74.0	29.75	Peak	192.00	200	Horizontal	Pass
3**	4044.931	40.01	54.0	13.99	AV	192.00	200	Horizontal	Pass
4	7622.328	54.86	74.0	19.14	Peak	39.00	200	Horizontal	Pass
4**	7622.328	46.33	54.0	7.67	AV	39.00	200	Horizontal	Pass
5	12451.638	52.23	74.0	21.77	Peak	54.00	200	Horizontal	Pass
5**	12451.638	43.01	54.0	10.99	AV	54.00	200	Horizontal	Pass
6	15906.829	55.97	74.0	18.03	Peak	47.00	400	Horizontal	Pass
6**	15906.829	42.31	54.0	11.69	AV	47.00	400	Horizontal	Pass

11a, U-NII-2C, 1 GHz to 18 GHz, Middle Channel, ANT V

No.	Frequency (MHz)	Results (dBuV/m)	Limit (dBuV/m)	Margin (dB)	Detector	Table (Degree)	Height (cm)	Antenna	Verdict
1	1599.468	40.24	74.0	33.76	Peak	301.00	200	Vertical	Pass
1**	1599.468	24.35	54.0	29.65	AV	301.00	200	Vertical	Pass
2	2231.091	40.41	74.0	33.59	Peak	86.00	300	Vertical	Pass
2**	2231.091	32.48	54.0	21.52	AV	86.00	300	Vertical	Pass
3	4259.251	44.95	74.0	29.05	Peak	80.00	200	Vertical	Pass
3**	4259.251	39.45	54.0	14.55	AV	80.00	200	Vertical	Pass
4	7706.585	56.90	74.0	17.10	Peak	213.00	300	Vertical	Pass
4**	7706.585	40.16	54.0	13.84	AV	213.00	300	Vertical	Pass
5	12500.448	55.15	74.0	18.85	Peak	85.00	200	Vertical	Pass
5**	12500.448	46.01	54.0	7.99	AV	85.00	200	Vertical	Pass
6	15672.860	57.05	74.0	16.95	Peak	15.00	200	Vertical	Pass
6**	15672.860	42.67	54.0	11.33	AV	15.00	200	Vertical	Pass

11a, U-NII-2C, 1 GHz to 18 GHz, High Channel, ANT H

No.	Frequency (MHz)	Results (dBuV/m)	Limit (dBuV/m)	Margin (dB)	Detector	Table (Degree)	Height (cm)	Antenna	Verdict
1	1521.065	38.33	74.0	35.67	Peak	357.00	400	Horizontal	Pass
1**	1521.065	30.85	54.0	23.15	AV	357.00	400	Horizontal	Pass
2	2271.949	46.12	74.0	27.88	Peak	31.00	300	Horizontal	Pass
2**	2271.949	36.55	54.0	17.45	AV	31.00	300	Horizontal	Pass
3	4047.395	45.56	74.0	28.44	Peak	45.00	200	Horizontal	Pass
3**	4047.395	36.28	54.0	17.72	AV	45.00	200	Horizontal	Pass
4	7620.647	54.04	74.0	19.96	Peak	14.00	100	Horizontal	Pass
4**	7620.647	46.14	54.0	7.86	AV	14.00	100	Horizontal	Pass
5	12455.544	55.03	74.0	18.97	Peak	291.00	200	Horizontal	Pass
5**	12455.544	47.30	54.0	6.70	AV	291.00	200	Horizontal	Pass
6	15902.044	56.33	74.0	17.67	Peak	6.00	400	Horizontal	Pass
6**	15902.044	46.51	54.0	7.49	AV	6.00	400	Horizontal	Pass

11a, U-NII-2C, 1 GHz to 18 GHz, High Channel, ANT V

No.	Frequency (MHz)	Results (dBuV/m)	Limit (dBuV/m)	Margin (dB)	Detector	Table (Degree)	Height (cm)	Antenna	Verdict
1	1600.868	39.33	74.0	34.67	Peak	34.00	100	Vertical	Pass
1**	1600.868	26.14	54.0	27.86	AV	34.00	100	Vertical	Pass
2	2228.159	42.51	74.0	31.49	Peak	91.00	300	Vertical	Pass
2**	2228.159	31.47	54.0	22.53	AV	91.00	300	Vertical	Pass
3	4255.160	47.34	74.0	26.66	Peak	188.00	200	Vertical	Pass
3**	4255.160	40.67	54.0	13.33	AV	188.00	200	Vertical	Pass
4	7705.135	58.34	74.0	15.66	Peak	351.00	100	Vertical	Pass
4**	7705.135	41.87	54.0	12.13	AV	351.00	100	Vertical	Pass
5	12500.991	53.74	74.0	20.26	Peak	287.00	200	Vertical	Pass
5**	12500.991	40.75	54.0	13.25	AV	287.00	200	Vertical	Pass
6	15675.520	52.93	74.0	21.07	Peak	64.00	200	Vertical	Pass
6**	15675.520	44.37	54.0	9.63	AV	64.00	200	Vertical	Pass

11n20, U-NII-2C, 1 GHz to 18 GHz, Low Channel, ANT H

No.	Frequency (MHz)	Results (dBuV/m)	Limit (dBuV/m)	Margin (dB)	Detector	Table (Degree)	Height (cm)	Antenna	Verdict
1	1521.346	38.09	74.0	35.91	Peak	230.00	300	Horizontal	Pass
1**	1521.346	27.49	54.0	26.51	AV	230.00	300	Horizontal	Pass
2	2274.114	42.19	74.0	31.81	Peak	90.00	100	Horizontal	Pass
2**	2274.114	35.07	54.0	18.93	AV	90.00	100	Horizontal	Pass
3	4050.348	47.62	74.0	26.38	Peak	151.00	200	Horizontal	Pass
3**	4050.348	36.68	54.0	17.32	AV	151.00	200	Horizontal	Pass
4	7621.176	55.82	74.0	18.18	Peak	318.00	400	Horizontal	Pass
4**	7621.176	44.76	54.0	9.24	AV	318.00	400	Horizontal	Pass
5	12456.427	53.85	74.0	20.15	Peak	333.00	200	Horizontal	Pass
5**	12456.427	44.44	54.0	9.56	AV	333.00	200	Horizontal	Pass
6	15902.529	55.39	74.0	18.61	Peak	21.00	100	Horizontal	Pass
6**	15902.529	42.24	54.0	11.76	AV	21.00	100	Horizontal	Pass

11n20, U-NII-2C, 1 GHz to 18 GHz, Low Channel, ANT V

No.	Frequency (MHz)	Results (dBuV/m)	Limit (dBuV/m)	Margin (dB)	Detector	Table (Degree)	Height (cm)	Antenna	Verdict
1	1601.949	37.85	74.0	36.15	Peak	149.00	400	Vertical	Pass
1**	1601.949	23.88	54.0	30.12	AV	149.00	400	Vertical	Pass
2	2223.495	39.67	74.0	34.33	Peak	340.00	300	Vertical	Pass
2**	2223.495	30.72	54.0	23.28	AV	340.00	300	Vertical	Pass
3	4255.396	45.86	74.0	28.14	Peak	197.00	200	Vertical	Pass
3**	4255.396	40.70	54.0	13.30	AV	197.00	200	Vertical	Pass
4	7705.074	55.92	74.0	18.08	Peak	111.00	100	Vertical	Pass
4**	7705.074	40.40	54.0	13.60	AV	111.00	100	Vertical	Pass
5	12499.702	56.21	74.0	17.79	Peak	261.00	200	Vertical	Pass
5**	12499.702	42.55	54.0	11.45	AV	261.00	200	Vertical	Pass
6	15673.011	58.62	74.0	15.38	Peak	241.00	400	Vertical	Pass
6**	15673.011	42.55	54.0	11.45	AV	241.00	400	Vertical	Pass

11n20, U-NII-2C, 1 GHz to 18 GHz, Middle Channel, ANT H

No.	Frequency (MHz)	Results (dBuV/m)	Limit (dBuV/m)	Margin (dB)	Detector	Table (Degree)	Height (cm)	Antenna	Verdict
1	1525.765	36.73	74.0	37.27	Peak	143.00	200	Horizontal	Pass
1**	1525.765	26.40	54.0	27.60	AV	143.00	200	Horizontal	Pass
2	2272.954	42.66	74.0	31.34	Peak	305.00	300	Horizontal	Pass
2**	2272.954	32.21	54.0	21.79	AV	305.00	300	Horizontal	Pass
3	4045.623	46.65	74.0	27.35	Peak	71.00	200	Horizontal	Pass
3**	4045.623	39.30	54.0	14.70	AV	71.00	200	Horizontal	Pass
4	7617.585	51.56	74.0	22.44	Peak	246.00	400	Horizontal	Pass
4**	7617.585	45.39	54.0	8.61	AV	246.00	400	Horizontal	Pass
5	12456.615	51.22	74.0	22.78	Peak	72.00	100	Horizontal	Pass
5**	12456.615	44.54	54.0	9.46	AV	72.00	100	Horizontal	Pass
6	15902.589	54.52	74.0	19.48	Peak	232.00	100	Horizontal	Pass
6**	15902.589	45.79	54.0	8.21	AV	232.00	100	Horizontal	Pass

11n20, U-NII-2C, 1 GHz to 18 GHz, Middle Channel, ANT V

No.	Frequency (MHz)	Results (dBuV/m)	Limit (dBuV/m)	Margin (dB)	Detector	Table (Degree)	Height (cm)	Antenna	Verdict
1	1601.450	37.44	74.0	36.56	Peak	299.00	400	Vertical	Pass
1**	1601.450	25.95	54.0	28.05	AV	299.00	400	Vertical	Pass
2	2230.827	44.17	74.0	29.83	Peak	346.00	200	Vertical	Pass
2**	2230.827	33.58	54.0	20.42	AV	346.00	200	Vertical	Pass
3	4258.639	46.04	74.0	27.96	Peak	169.00	200	Vertical	Pass
3**	4258.639	41.08	54.0	12.92	AV	169.00	200	Vertical	Pass
4	7707.698	52.98	74.0	21.02	Peak	209.00	100	Vertical	Pass
4**	7707.698	41.38	54.0	12.62	AV	209.00	100	Vertical	Pass
5	12494.971	54.93	74.0	19.07	Peak	140.00	400	Vertical	Pass
5**	12494.971	44.20	54.0	9.80	AV	140.00	400	Vertical	Pass
6	15669.215	57.14	74.0	16.86	Peak	335.00	100	Vertical	Pass
6**	15669.215	44.25	54.0	9.75	AV	335.00	100	Vertical	Pass

11n20, U-NII-2C, 1 GHz to 18 GHz, High Channel, ANT H

No.	Frequency (MHz)	Results (dBuV/m)	Limit (dBuV/m)	Margin (dB)	Detector	Table (Degree)	Height (cm)	Antenna	Verdict
1	1525.814	36.13	74.0	37.87	Peak	188.00	100	Horizontal	Pass
1**	1525.814	29.69	54.0	24.31	AV	188.00	100	Horizontal	Pass
2	2271.096	42.44	74.0	31.56	Peak	4.00	300	Horizontal	Pass
2**	2271.096	33.69	54.0	20.31	AV	4.00	300	Horizontal	Pass
3	4045.577	46.58	74.0	27.42	Peak	204.00	200	Horizontal	Pass
3**	4045.577	38.55	54.0	15.45	AV	204.00	200	Horizontal	Pass
4	7619.533	55.55	74.0	18.45	Peak	138.00	100	Horizontal	Pass
4**	7619.533	45.20	54.0	8.80	AV	138.00	100	Horizontal	Pass
5	12451.728	55.09	74.0	18.91	Peak	232.00	300	Horizontal	Pass
5**	12451.728	43.91	54.0	10.09	AV	232.00	300	Horizontal	Pass
6	15906.900	54.09	74.0	19.91	Peak	310.00	400	Horizontal	Pass
6**	15906.900	43.26	54.0	10.74	AV	310.00	400	Horizontal	Pass

11n20, U-NII-2C, 1 GHz to 18 GHz, High Channel, ANT V

No.	Frequency (MHz)	Results (dBuV/m)	Limit (dBuV/m)	Margin (dB)	Detector	Table (Degree)	Height (cm)	Antenna	Verdict
1	1595.810	37.79	74.0	36.21	Peak	4.00	200	Vertical	Pass
1**	1595.810	24.09	54.0	29.91	AV	4.00	200	Vertical	Pass
2	2226.906	40.29	74.0	33.71	Peak	337.00	400	Vertical	Pass
2**	2226.906	30.48	54.0	23.52	AV	337.00	400	Vertical	Pass
3	4260.310	49.95	74.0	24.05	Peak	64.00	200	Vertical	Pass
3**	4260.310	40.10	54.0	13.90	AV	64.00	200	Vertical	Pass
4	7711.302	55.46	74.0	18.54	Peak	270.00	200	Vertical	Pass
4**	7711.302	44.07	54.0	9.93	AV	270.00	200	Vertical	Pass
5	12495.455	55.10	74.0	18.90	Peak	334.00	300	Vertical	Pass
5**	12495.455	44.46	54.0	9.54	AV	334.00	300	Vertical	Pass
6	15672.528	57.91	74.0	16.09	Peak	32.00	200	Vertical	Pass
6**	15672.528	43.40	54.0	10.60	AV	32.00	200	Vertical	Pass

11n40, U-NII-2C, 1 GHz to 18 GHz, Low Channel, ANT H

No.	Frequency (MHz)	Results (dBuV/m)	Limit (dBuV/m)	Margin (dB)	Detector	Table (Degree)	Height (cm)	Antenna	Verdict
1	1526.001	36.82	74.0	37.18	Peak	238.00	200	Horizontal	Pass
1**	1526.001	30.28	54.0	23.72	AV	238.00	200	Horizontal	Pass
2	2273.399	46.75	74.0	27.25	Peak	318.00	400	Horizontal	Pass
2**	2273.399	32.35	54.0	21.65	AV	318.00	400	Horizontal	Pass
3	4049.179	46.13	74.0	27.87	Peak	288.00	200	Horizontal	Pass
3**	4049.179	37.64	54.0	16.36	AV	288.00	200	Horizontal	Pass
4	7618.447	51.04	74.0	22.96	Peak	199.00	400	Horizontal	Pass
4**	7618.447	41.76	54.0	12.24	AV	199.00	400	Horizontal	Pass
5	12453.091	55.66	74.0	18.34	Peak	146.00	100	Horizontal	Pass
5**	12453.091	45.18	54.0	8.82	AV	146.00	100	Horizontal	Pass
6	15903.244	54.16	74.0	19.84	Peak	91.00	100	Horizontal	Pass
6**	15903.244	41.78	54.0	12.22	AV	91.00	100	Horizontal	Pass

11n40, U-NII-2C, 1 GHz to 18 GHz, Low Channel, ANT V

No.	Frequency (MHz)	Results (dBuV/m)	Limit (dBuV/m)	Margin (dB)	Detector	Table (Degree)	Height (cm)	Antenna	Verdict
1	1599.237	37.19	74.0	36.81	Peak	224.00	300	Vertical	Pass
1**	1599.237	28.52	54.0	25.48	AV	224.00	300	Vertical	Pass
2	2230.630	42.76	74.0	31.24	Peak	146.00	100	Vertical	Pass
2**	2230.630	31.34	54.0	22.66	AV	146.00	100	Vertical	Pass
3	4259.277	50.34	74.0	23.66	Peak	130.00	200	Vertical	Pass
3**	4259.277	36.68	54.0	17.32	AV	130.00	200	Vertical	Pass
4	7707.209	54.67	74.0	19.33	Peak	86.00	100	Vertical	Pass
4**	7707.209	39.90	54.0	14.10	AV	86.00	100	Vertical	Pass
5	12499.386	51.94	74.0	22.06	Peak	270.00	200	Vertical	Pass
5**	12499.386	43.29	54.0	10.71	AV	270.00	200	Vertical	Pass
6	15676.199	54.36	74.0	19.64	Peak	120.00	400	Vertical	Pass
6**	15676.199	40.81	54.0	13.19	AV	120.00	400	Vertical	Pass

11n40, U-NII-2C, 1 GHz to 18 GHz, Middle Channel, ANT H

No.	Frequency (MHz)	Results (dBuV/m)	Limit (dBuV/m)	Margin (dB)	Detector	Table (Degree)	Height (cm)	Antenna	Verdict
1	1521.079	38.96	74.0	35.04	Peak	333.00	200	Horizontal	Pass
1**	1521.079	28.58	54.0	25.42	AV	333.00	200	Horizontal	Pass
2	2276.859	43.50	74.0	30.50	Peak	334.00	200	Horizontal	Pass
2**	2276.859	34.30	54.0	19.70	AV	334.00	200	Horizontal	Pass
3	4043.375	50.03	74.0	23.97	Peak	136.00	200	Horizontal	Pass
3**	4043.375	39.50	54.0	14.50	AV	136.00	200	Horizontal	Pass
4	7624.069	51.94	74.0	22.06	Peak	235.00	200	Horizontal	Pass
4**	7624.069	44.66	54.0	9.34	AV	235.00	200	Horizontal	Pass
5	12457.148	53.21	74.0	20.79	Peak	270.00	400	Horizontal	Pass
5**	12457.148	44.79	54.0	9.21	AV	270.00	400	Horizontal	Pass
6	15902.206	54.36	74.0	19.64	Peak	239.00	300	Horizontal	Pass
6**	15902.206	43.51	54.0	10.49	AV	239.00	300	Horizontal	Pass

11n40, U-NII-2C, 1 GHz to 18 GHz, Middle Channel, ANT V

No.	Frequency (MHz)	Results (dBuV/m)	Limit (dBuV/m)	Margin (dB)	Detector	Table (Degree)	Height (cm)	Antenna	Verdict
1	1599.690	38.56	74.0	35.44	Peak	332.00	100	Vertical	Pass
1**	1599.690	28.57	54.0	25.43	AV	332.00	100	Vertical	Pass
2	2230.311	44.14	74.0	29.86	Peak	209.00	400	Vertical	Pass
2**	2230.311	33.88	54.0	20.12	AV	209.00	400	Vertical	Pass
3	4260.391	50.57	74.0	23.43	Peak	61.00	200	Vertical	Pass
3**	4260.391	41.05	54.0	12.95	AV	61.00	200	Vertical	Pass
4	7710.804	57.33	74.0	16.67	Peak	224.00	400	Vertical	Pass
4**	7710.804	39.86	54.0	14.14	AV	224.00	400	Vertical	Pass
5	12497.883	53.22	74.0	20.78	Peak	39.00	400	Vertical	Pass
5**	12497.883	44.47	54.0	9.53	AV	39.00	400	Vertical	Pass
6	15676.102	53.04	74.0	20.96	Peak	105.00	400	Vertical	Pass
6**	15676.102	42.59	54.0	11.41	AV	105.00	400	Vertical	Pass

11n40, U-NII-2C, 1 GHz to 18 GHz, High Channel, ANT H

No.	Frequency (MHz)	Results (dBuV/m)	Limit (dBuV/m)	Margin (dB)	Detector	Table (Degree)	Height (cm)	Antenna	Verdict
1	1520.583	39.57	74.0	34.43	Peak	196.00	400	Horizontal	Pass
1**	1520.583	27.89	54.0	26.11	AV	196.00	400	Horizontal	Pass
2	2276.176	41.90	74.0	32.10	Peak	34.00	100	Horizontal	Pass
2**	2276.176	36.78	54.0	17.22	AV	34.00	100	Horizontal	Pass
3	4049.379	49.14	74.0	24.86	Peak	171.00	200	Horizontal	Pass
3**	4049.379	34.86	54.0	19.14	AV	171.00	200	Horizontal	Pass
4	7622.105	53.86	74.0	20.14	Peak	284.00	400	Horizontal	Pass
4**	7622.105	41.45	54.0	12.55	AV	284.00	400	Horizontal	Pass
5	12457.017	55.32	74.0	18.68	Peak	198.00	200	Horizontal	Pass
5**	12457.017	42.70	54.0	11.30	AV	198.00	200	Horizontal	Pass
6	15901.209	55.71	74.0	18.29	Peak	197.00	200	Horizontal	Pass
6**	15901.209	44.45	54.0	9.55	AV	197.00	200	Horizontal	Pass

11n40, U-NII-2C, 1 GHz to 18 GHz, High Channel, ANT V

No.	Frequency (MHz)	Results (dBuV/m)	Limit (dBuV/m)	Margin (dB)	Detector	Table (Degree)	Height (cm)	Antenna	Verdict
1	1600.630	38.87	74.0	35.13	Peak	139.00	300	Vertical	Pass
1**	1600.630	25.24	54.0	28.76	AV	139.00	300	Vertical	Pass
2	2231.036	42.21	74.0	31.79	Peak	246.00	100	Vertical	Pass
2**	2231.036	32.78	54.0	21.22	AV	246.00	100	Vertical	Pass
3	4259.404	44.92	74.0	29.08	Peak	232.00	200	Vertical	Pass
3**	4259.404	35.88	54.0	18.12	AV	232.00	200	Vertical	Pass
4	7707.600	57.47	74.0	16.53	Peak	149.00	400	Vertical	Pass
4**	7707.600	44.93	54.0	9.07	AV	149.00	400	Vertical	Pass
5	12497.630	55.38	74.0	18.62	Peak	167.00	400	Vertical	Pass
5**	12497.630	43.48	54.0	10.52	AV	167.00	400	Vertical	Pass
6	15674.088	57.03	74.0	16.97	Peak	305.00	400	Vertical	Pass
6**	15674.088	44.60	54.0	9.40	AV	305.00	400	Vertical	Pass

11ac20, U-NII-2C, 1 GHz to 18 GHz, Low Channel, ANT H

No.	Frequency (MHz)	Results (dBuV/m)	Limit (dBuV/m)	Margin (dB)	Detector	Table (Degree)	Height (cm)	Antenna	Verdict
1	1523.445	40.86	74.0	33.14	Peak	200.00	100	Horizontal	Pass
1**	1523.445	28.35	54.0	25.65	AV	200.00	100	Horizontal	Pass
2	2278.123	44.46	74.0	29.54	Peak	310.00	100	Horizontal	Pass
2**	2278.123	33.56	54.0	20.44	AV	310.00	100	Horizontal	Pass
3	4049.414	44.99	74.0	29.01	Peak	190.00	200	Horizontal	Pass
3**	4049.414	39.66	54.0	14.34	AV	190.00	200	Horizontal	Pass
4	7624.306	49.89	74.0	24.11	Peak	25.00	200	Horizontal	Pass
4**	7624.306	40.78	54.0	13.22	AV	25.00	200	Horizontal	Pass
5	12456.591	54.38	74.0	19.62	Peak	96.00	200	Horizontal	Pass
5**	12456.591	42.46	54.0	11.54	AV	96.00	200	Horizontal	Pass
6	15900.291	55.10	74.0	18.90	Peak	352.00	400	Horizontal	Pass
6**	15900.291	42.06	54.0	11.94	AV	352.00	400	Horizontal	Pass

11ac20, U-NII-2C, 1 GHz to 18 GHz, Low Channel, ANT V

No.	Frequency (MHz)	Results (dBuV/m)	Limit (dBuV/m)	Margin (dB)	Detector	Table (Degree)	Height (cm)	Antenna	Verdict
1	1597.298	37.65	74.0	36.35	Peak	132.00	400	Vertical	Pass
1**	1597.298	25.39	54.0	28.61	AV	132.00	400	Vertical	Pass
2	2230.740	38.91	74.0	35.09	Peak	343.00	200	Vertical	Pass
2**	2230.740	31.81	54.0	22.19	AV	343.00	200	Vertical	Pass
3	4259.363	47.16	74.0	26.84	Peak	93.00	200	Vertical	Pass
3**	4259.363	37.06	54.0	16.94	AV	93.00	200	Vertical	Pass
4	7708.372	58.13	74.0	15.87	Peak	256.00	400	Vertical	Pass
4**	7708.372	39.46	54.0	14.54	AV	256.00	400	Vertical	Pass
5	12495.687	52.17	74.0	21.83	Peak	256.00	100	Vertical	Pass
5**	12495.687	40.17	54.0	13.83	AV	256.00	100	Vertical	Pass
6	15675.990	55.38	74.0	18.62	Peak	296.00	400	Vertical	Pass
6**	15675.990	43.07	54.0	10.93	AV	296.00	400	Vertical	Pass

11ac20, U-NII-2C, 1 GHz to 18 GHz, Middle Channel, ANT H

No.	Frequency (MHz)	Results (dBuV/m)	Limit (dBuV/m)	Margin (dB)	Detector	Table (Degree)	Height (cm)	Antenna	Verdict
1	1524.313	37.33	74.0	36.67	Peak	177.00	300	Horizontal	Pass
1**	1524.313	27.58	54.0	26.42	AV	177.00	300	Horizontal	Pass
2	2275.148	41.72	74.0	32.28	Peak	204.00	200	Horizontal	Pass
2**	2275.148	33.05	54.0	20.95	AV	204.00	200	Horizontal	Pass
3	4048.103	44.86	74.0	29.14	Peak	27.00	200	Horizontal	Pass
3**	4048.103	35.47	54.0	18.53	AV	27.00	200	Horizontal	Pass
4	7622.614	53.90	74.0	20.10	Peak	75.00	400	Horizontal	Pass
4**	7622.614	43.21	54.0	10.79	AV	75.00	400	Horizontal	Pass
5	12451.114	53.82	74.0	20.18	Peak	26.00	200	Horizontal	Pass
5**	12451.114	42.50	54.0	11.50	AV	26.00	200	Horizontal	Pass
6	15907.367	51.29	74.0	22.71	Peak	115.00	100	Horizontal	Pass
6**	15907.367	42.91	54.0	11.09	AV	115.00	100	Horizontal	Pass

11ac20, U-NII-2C, 1 GHz to 18 GHz, Middle Channel, ANT V

No.	Frequency (MHz)	Results (dBuV/m)	Limit (dBuV/m)	Margin (dB)	Detector	Table (Degree)	Height (cm)	Antenna	Verdict
1	1597.505	41.91	74.0	32.09	Peak	318.00	400	Vertical	Pass
1**	1597.505	25.38	54.0	28.62	AV	318.00	400	Vertical	Pass
2	2229.440	39.29	74.0	34.71	Peak	204.00	200	Vertical	Pass
2**	2229.440	30.39	54.0	23.61	AV	204.00	200	Vertical	Pass
3	4258.542	48.00	74.0	26.00	Peak	236.00	200	Vertical	Pass
3**	4258.542	41.26	54.0	12.74	AV	236.00	200	Vertical	Pass
4	7708.319	57.52	74.0	16.48	Peak	73.00	400	Vertical	Pass
4**	7708.319	40.16	54.0	13.84	AV	73.00	400	Vertical	Pass
5	12496.487	53.00	74.0	21.00	Peak	251.00	100	Vertical	Pass
5**	12496.487	40.74	54.0	13.26	AV	251.00	100	Vertical	Pass
6	15671.148	55.49	74.0	18.51	Peak	92.00	100	Vertical	Pass
6**	15671.148	43.29	54.0	10.71	AV	92.00	100	Vertical	Pass

11ac20, U-NII-2C, 1 GHz to 18 GHz, High Channel, ANT H

No.	Frequency (MHz)	Results (dBuV/m)	Limit (dBuV/m)	Margin (dB)	Detector	Table (Degree)	Height (cm)	Antenna	Verdict
1	1525.938	41.11	74.0	32.89	Peak	142.00	100	Horizontal	Pass
1**	1525.938	27.11	54.0	26.89	AV	142.00	100	Horizontal	Pass
2	2272.837	44.62	74.0	29.38	Peak	103.00	200	Horizontal	Pass
2**	2272.837	37.21	54.0	16.79	AV	103.00	200	Horizontal	Pass
3	4044.637	46.65	74.0	27.35	Peak	194.00	200	Horizontal	Pass
3**	4044.637	37.36	54.0	16.64	AV	194.00	200	Horizontal	Pass
4	7616.768	55.19	74.0	18.81	Peak	222.00	300	Horizontal	Pass
4**	7616.768	46.34	54.0	7.66	AV	222.00	300	Horizontal	Pass
5	12456.243	54.63	74.0	19.37	Peak	108.00	100	Horizontal	Pass
5**	12456.243	43.05	54.0	10.95	AV	108.00	100	Horizontal	Pass
6	15906.267	53.78	74.0	20.22	Peak	111.00	300	Horizontal	Pass
6**	15906.267	42.02	54.0	11.98	AV	111.00	300	Horizontal	Pass

11ac20, U-NII-2C, 1 GHz to 18 GHz, High Channel, ANT V

No.	Frequency (MHz)	Results (dBuV/m)	Limit (dBuV/m)	Margin (dB)	Detector	Table (Degree)	Height (cm)	Antenna	Verdict
1	1596.457	40.13	74.0	33.87	Peak	123.00	400	Vertical	Pass
1**	1596.457	25.93	54.0	28.07	AV	123.00	400	Vertical	Pass
2	2228.852	40.15	74.0	33.85	Peak	179.00	400	Vertical	Pass
2**	2228.852	33.52	54.0	20.48	AV	179.00	400	Vertical	Pass
3	4254.637	48.67	74.0	25.33	Peak	158.00	200	Vertical	Pass
3**	4254.637	36.81	54.0	17.19	AV	158.00	200	Vertical	Pass
4	7711.701	55.29	74.0	18.71	Peak	165.00	200	Vertical	Pass
4**	7711.701	45.32	54.0	8.68	AV	165.00	200	Vertical	Pass
5	12498.016	56.10	74.0	17.90	Peak	288.00	400	Vertical	Pass
5**	12498.016	42.23	54.0	11.77	AV	288.00	400	Vertical	Pass
6	15673.931	57.40	74.0	16.60	Peak	194.00	300	Vertical	Pass
6**	15673.931	41.98	54.0	12.02	AV	194.00	300	Vertical	Pass

11ac40, U-NII-2C, 1 GHz to 18 GHz, Low Channel, ANT H

No.	Frequency (MHz)	Results (dBuV/m)	Limit (dBuV/m)	Margin (dB)	Detector	Table (Degree)	Height (cm)	Antenna	Verdict
1	1521.226	35.62	74.0	38.38	Peak	92.00	300	Horizontal	Pass
1**	1521.226	29.53	54.0	24.47	AV	92.00	300	Horizontal	Pass
2	2278.393	45.78	74.0	28.22	Peak	250.00	300	Horizontal	Pass
2**	2278.393	33.45	54.0	20.55	AV	250.00	300	Horizontal	Pass
3	4049.523	45.39	74.0	28.61	Peak	14.00	200	Horizontal	Pass
3**	4049.523	34.37	54.0	19.63	AV	14.00	200	Horizontal	Pass
4	7619.172	49.97	74.0	24.03	Peak	291.00	300	Horizontal	Pass
4**	7619.172	41.27	54.0	12.73	AV	291.00	300	Horizontal	Pass
5	12458.297	54.50	74.0	19.50	Peak	71.00	300	Horizontal	Pass
5**	12458.297	46.15	54.0	7.85	AV	71.00	300	Horizontal	Pass
6	15901.419	53.60	74.0	20.40	Peak	246.00	200	Horizontal	Pass
6**	15901.419	46.78	54.0	7.22	AV	246.00	200	Horizontal	Pass

11ac40, U-NII-2C, 1 GHz to 18 GHz, Low Channel, ANT V

No.	Frequency (MHz)	Results (dBuV/m)	Limit (dBuV/m)	Margin (dB)	Detector	Table (Degree)	Height (cm)	Antenna	Verdict
1	1595.470	43.05	74.0	30.95	Peak	30.00	400	Vertical	Pass
1**	1595.470	25.73	54.0	28.27	AV	30.00	400	Vertical	Pass
2	2227.762	42.64	74.0	31.36	Peak	226.00	300	Vertical	Pass
2**	2227.762	33.35	54.0	20.65	AV	226.00	300	Vertical	Pass
3	4255.596	50.15	74.0	23.85	Peak	29.00	200	Vertical	Pass
3**	4255.596	35.87	54.0	18.13	AV	29.00	200	Vertical	Pass
4	7706.034	57.14	74.0	16.86	Peak	234.00	200	Vertical	Pass
4**	7706.034	45.44	54.0	8.56	AV	234.00	200	Vertical	Pass
5	12502.009	55.13	74.0	18.87	Peak	118.00	300	Vertical	Pass
5**	12502.009	44.94	54.0	9.06	AV	118.00	300	Vertical	Pass
6	15673.607	56.86	74.0	17.14	Peak	336.00	400	Vertical	Pass
6**	15673.607	44.29	54.0	9.71	AV	336.00	400	Vertical	Pass

11ac40, U-NII-2C, 1 GHz to 18 GHz, Middle Channel, ANT H

No.	Frequency (MHz)	Results (dBuV/m)	Limit (dBuV/m)	Margin (dB)	Detector	Table (Degree)	Height (cm)	Antenna	Verdict
1	1520.684	38.94	74.0	35.06	Peak	118.00	400	Horizontal	Pass
1**	1520.684	31.17	54.0	22.83	AV	118.00	400	Horizontal	Pass
2	2271.814	43.95	74.0	30.05	Peak	231.00	200	Horizontal	Pass
2**	2271.814	33.21	54.0	20.79	AV	231.00	200	Horizontal	Pass
3	4048.180	49.95	74.0	24.05	Peak	192.00	200	Horizontal	Pass
3**	4048.180	39.12	54.0	14.88	AV	192.00	200	Horizontal	Pass
4	7623.649	51.37	74.0	22.63	Peak	321.00	400	Horizontal	Pass
4**	7623.649	46.16	54.0	7.84	AV	321.00	400	Horizontal	Pass
5	12458.425	52.55	74.0	21.45	Peak	288.00	300	Horizontal	Pass
5**	12458.425	45.20	54.0	8.80	AV	288.00	300	Horizontal	Pass
6	15901.125	54.82	74.0	19.18	Peak	242.00	200	Horizontal	Pass
6**	15901.125	47.32	54.0	6.68	AV	242.00	200	Horizontal	Pass

11ac40, U-NII-2C, 1 GHz to 18 GHz, Middle Channel, ANT V

No.	Frequency (MHz)	Results (dBuV/m)	Limit (dBuV/m)	Margin (dB)	Detector	Table (Degree)	Height (cm)	Antenna	Verdict
1	1595.245	37.76	74.0	36.24	Peak	175.00	400	Vertical	Pass
1**	1595.245	26.56	54.0	27.44	AV	175.00	400	Vertical	Pass
2	2229.162	39.18	74.0	34.82	Peak	1.00	400	Vertical	Pass
2**	2229.162	29.87	54.0	24.13	AV	1.00	400	Vertical	Pass
3	4260.352	45.09	74.0	28.91	Peak	359.00	200	Vertical	Pass
3**	4260.352	40.91	54.0	13.09	AV	359.00	200	Vertical	Pass
4	7709.552	55.80	74.0	18.20	Peak	320.00	300	Vertical	Pass
4**	7709.552	41.84	54.0	12.16	AV	320.00	300	Vertical	Pass
5	12495.461	51.72	74.0	22.28	Peak	218.00	400	Vertical	Pass
5**	12495.461	41.51	54.0	12.49	AV	218.00	400	Vertical	Pass
6	15670.185	54.05	74.0	19.95	Peak	267.00	200	Vertical	Pass
6**	15670.185	41.99	54.0	12.01	AV	267.00	200	Vertical	Pass

11ac40, U-NII-2C, 1 GHz to 18 GHz, High Channel, ANT H

No.	Frequency (MHz)	Results (dBuV/m)	Limit (dBuV/m)	Margin (dB)	Detector	Table (Degree)	Height (cm)	Antenna	Verdict
1	1527.470	38.47	74.0	35.53	Peak	248.00	200	Horizontal	Pass
1**	1527.470	27.98	54.0	26.02	AV	248.00	200	Horizontal	Pass
2	2274.768	42.28	74.0	31.72	Peak	43.00	200	Horizontal	Pass
2**	2274.768	34.44	54.0	19.56	AV	43.00	200	Horizontal	Pass
3	4047.934	46.26	74.0	27.74	Peak	39.00	200	Horizontal	Pass
3**	4047.934	38.14	54.0	15.86	AV	39.00	200	Horizontal	Pass
4	7624.361	50.36	74.0	23.64	Peak	171.00	100	Horizontal	Pass
4**	7624.361	42.30	54.0	11.70	AV	171.00	100	Horizontal	Pass
5	12457.349	54.45	74.0	19.55	Peak	171.00	200	Horizontal	Pass
5**	12457.349	44.09	54.0	9.91	AV	171.00	200	Horizontal	Pass
6	15906.872	51.41	74.0	22.59	Peak	246.00	300	Horizontal	Pass
6**	15906.872	45.20	54.0	8.80	AV	246.00	300	Horizontal	Pass

11ac40, U-NII-2C, 1 GHz to 18 GHz, High Channel, ANT V

No.	Frequency (MHz)	Results (dBuV/m)	Limit (dBuV/m)	Margin (dB)	Detector	Table (Degree)	Height (cm)	Antenna	Verdict
1	1598.742	39.49	74.0	34.51	Peak	43.00	100	Vertical	Pass
1**	1598.742	27.57	54.0	26.43	AV	43.00	100	Vertical	Pass
2	2224.114	39.89	74.0	34.11	Peak	290.00	100	Vertical	Pass
2**	2224.114	32.10	54.0	21.90	AV	290.00	100	Vertical	Pass
3	4261.316	48.12	74.0	25.88	Peak	290.00	200	Vertical	Pass
3**	4261.316	37.88	54.0	16.12	AV	290.00	200	Vertical	Pass
4	7707.772	58.10	74.0	15.90	Peak	235.00	200	Vertical	Pass
4**	7707.772	43.82	54.0	10.18	AV	235.00	200	Vertical	Pass
5	12494.870	54.31	74.0	19.69	Peak	288.00	200	Vertical	Pass
5**	12494.870	44.15	54.0	9.85	AV	288.00	200	Vertical	Pass
6	15673.151	56.10	74.0	17.90	Peak	29.00	100	Vertical	Pass
6**	15673.151	40.49	54.0	13.51	AV	29.00	100	Vertical	Pass

11ac80, U-NII-2C, 1 GHz to 18 GHz, Low Channel, ANT H

No.	Frequency (MHz)	Results (dBuV/m)	Limit (dBuV/m)	Margin (dB)	Detector	Table (Degree)	Height (cm)	Antenna	Verdict
1	1523.157	35.79	74.0	38.21	Peak	19.00	200	Horizontal	Pass
1**	1523.157	28.06	54.0	25.94	AV	19.00	200	Horizontal	Pass
2	2274.824	41.79	74.0	32.21	Peak	213.00	400	Horizontal	Pass
2**	2274.824	31.91	54.0	22.09	AV	213.00	400	Horizontal	Pass
3	4044.200	49.95	74.0	24.05	Peak	156.00	200	Horizontal	Pass
3**	4044.200	36.49	54.0	17.51	AV	156.00	200	Horizontal	Pass
4	7623.462	51.12	74.0	22.88	Peak	9.00	300	Horizontal	Pass
4**	7623.462	43.01	54.0	10.99	AV	9.00	300	Horizontal	Pass
5	12452.801	51.55	74.0	22.45	Peak	275.00	400	Horizontal	Pass
5**	12452.801	42.89	54.0	11.11	AV	275.00	400	Horizontal	Pass
6	15902.987	51.30	74.0	22.70	Peak	299.00	200	Horizontal	Pass
6**	15902.987	46.13	54.0	7.87	AV	299.00	200	Horizontal	Pass

11ac80, U-NII-2C, 1 GHz to 18 GHz, Low Channel, ANT V

No.	Frequency (MHz)	Results (dBuV/m)	Limit (dBuV/m)	Margin (dB)	Detector	Table (Degree)	Height (cm)	Antenna	Verdict
1	1595.942	37.90	74.0	36.10	Peak	215.00	400	Vertical	Pass
1**	1595.942	23.06	54.0	30.94	AV	215.00	400	Vertical	Pass
2	2228.321	41.84	74.0	32.16	Peak	29.00	100	Vertical	Pass
2**	2228.321	32.83	54.0	21.17	AV	29.00	100	Vertical	Pass
3	4255.802	48.10	74.0	25.90	Peak	6.00	200	Vertical	Pass
3**	4255.802	40.74	54.0	13.26	AV	6.00	200	Vertical	Pass
4	7705.148	53.97	74.0	20.03	Peak	18.00	200	Vertical	Pass
4**	7705.148	42.78	54.0	11.22	AV	18.00	200	Vertical	Pass
5	12499.168	54.43	74.0	19.57	Peak	235.00	300	Vertical	Pass
5**	12499.168	42.81	54.0	11.19	AV	235.00	300	Vertical	Pass
6	15669.037	58.20	74.0	15.80	Peak	15.00	300	Vertical	Pass
6**	15669.037	40.02	54.0	13.98	AV	15.00	300	Vertical	Pass

11ac80, U-NII-2C, 1 GHz to 18 GHz, High Channel, ANT H

No.	Frequency (MHz)	Results (dBuV/m)	Limit (dBuV/m)	Margin (dB)	Detector	Table (Degree)	Height (cm)	Antenna	Verdict
1	1527.642	39.44	74.0	34.56	Peak	291.00	400	Horizontal	Pass
1**	1527.642	25.94	54.0	28.06	AV	291.00	400	Horizontal	Pass
2	2273.395	43.62	74.0	30.38	Peak	108.00	300	Horizontal	Pass
2**	2273.395	32.88	54.0	21.12	AV	108.00	300	Horizontal	Pass
3	4044.803	47.52	74.0	26.48	Peak	91.00	200	Horizontal	Pass
3**	4044.803	37.37	54.0	16.63	AV	91.00	200	Horizontal	Pass
4	7618.979	52.38	74.0	21.62	Peak	279.00	200	Horizontal	Pass
4**	7618.979	42.96	54.0	11.04	AV	279.00	200	Horizontal	Pass
5	12453.715	52.80	74.0	21.20	Peak	221.00	200	Horizontal	Pass
5**	12453.715	44.01	54.0	9.99	AV	221.00	200	Horizontal	Pass
6	15900.852	54.88	74.0	19.12	Peak	35.00	300	Horizontal	Pass
6**	15900.852	47.46	54.0	6.54	AV	35.00	300	Horizontal	Pass

11ac80, U-NII-2C, 1 GHz to 18 GHz, High Channel, ANT V

No.	Frequency (MHz)	Results (dBuV/m)	Limit (dBuV/m)	Margin (dB)	Detector	Table (Degree)	Height (cm)	Antenna	Verdict
1	1595.203	37.43	74.0	36.57	Peak	81.00	100	Vertical	Pass
1**	1595.203	25.81	54.0	28.19	AV	81.00	100	Vertical	Pass
2	2230.894	42.44	74.0	31.56	Peak	194.00	200	Vertical	Pass
2**	2230.894	30.08	54.0	23.92	AV	194.00	200	Vertical	Pass
3	4259.876	45.40	74.0	28.60	Peak	59.00	200	Vertical	Pass
3**	4259.876	38.97	54.0	15.03	AV	59.00	200	Vertical	Pass
4	7712.361	55.56	74.0	18.44	Peak	249.00	300	Vertical	Pass
4**	7712.361	42.20	54.0	11.80	AV	249.00	300	Vertical	Pass
5	12495.624	55.99	74.0	18.01	Peak	56.00	400	Vertical	Pass
5**	12495.624	41.30	54.0	12.70	AV	56.00	400	Vertical	Pass
6	15668.620	52.73	74.0	21.27	Peak	350.00	400	Vertical	Pass
6**	15668.620	43.56	54.0	10.44	AV	350.00	400	Vertical	Pass

11ac160, U-NII-2C, 1 GHz to 18 GHz, Middle Channel, ANT H

No.	Frequency (MHz)	Results (dBuV/m)	Limit (dBuV/m)	Margin (dB)	Detector	Table (Degree)	Height (cm)	Antenna	Verdict
1	1520.824	38.43	74.0	35.57	Peak	5.00	100	Horizontal	Pass
1**	1520.824	27.37	54.0	26.63	AV	5.00	100	Horizontal	Pass
2	2273.167	44.60	74.0	29.40	Peak	22.00	400	Horizontal	Pass
2**	2273.167	34.29	54.0	19.71	AV	22.00	400	Horizontal	Pass
3	4043.972	49.23	74.0	24.77	Peak	83.00	200	Horizontal	Pass
3**	4043.972	38.48	54.0	15.52	AV	83.00	200	Horizontal	Pass
4	7622.198	50.60	74.0	23.40	Peak	263.00	100	Horizontal	Pass
4**	7622.198	44.94	54.0	9.06	AV	263.00	100	Horizontal	Pass
5	12450.984	50.62	74.0	23.38	Peak	6.00	100	Horizontal	Pass
5**	12450.984	43.97	54.0	10.03	AV	6.00	100	Horizontal	Pass
6	15900.608	50.72	74.0	23.28	Peak	174.00	400	Horizontal	Pass
6**	15900.608	46.35	54.0	7.65	AV	174.00	400	Horizontal	Pass

11ac160, U-NII-2C, 1 GHz to 18 GHz, Middle Channel, ANT V

No.	Frequency (MHz)	Results (dBuV/m)	Limit (dBuV/m)	Margin (dB)	Detector	Table (Degree)	Height (cm)	Antenna	Verdict
1	1597.660	39.10	74.0	34.90	Peak	39.00	400	Vertical	Pass
1**	1597.660	25.21	54.0	28.79	AV	39.00	400	Vertical	Pass
2	2225.275	42.69	74.0	31.31	Peak	271.00	400	Vertical	Pass
2**	2225.275	28.73	54.0	25.27	AV	271.00	400	Vertical	Pass
3	4255.086	47.99	74.0	26.01	Peak	337.00	200	Vertical	Pass
3**	4255.086	39.69	54.0	14.31	AV	337.00	200	Vertical	Pass
4	7709.879	55.25	74.0	18.75	Peak	308.00	100	Vertical	Pass
4**	7709.879	42.27	54.0	11.73	AV	308.00	100	Vertical	Pass
5	12495.195	55.36	74.0	18.64	Peak	293.00	200	Vertical	Pass
5**	12495.195	43.83	54.0	10.17	AV	293.00	200	Vertical	Pass
6	15673.396	57.71	74.0	16.29	Peak	77.00	200	Vertical	Pass
6**	15673.396	42.70	54.0	11.30	AV	77.00	200	Vertical	Pass

11ax20(SU), U-NII-2C, 1 GHz to 18 GHz, Low Channel, ANT H

No.	Frequency (MHz)	Results (dBuV/m)	Limit (dBuV/m)	Margin (dB)	Detector	Table (Degree)	Height (cm)	Antenna	Verdict
1	1527.319	39.59	74.0	34.41	Peak	245.00	100	Horizontal	Pass
1**	1527.319	27.18	54.0	26.82	AV	245.00	100	Horizontal	Pass
2	2273.346	45.26	74.0	28.74	Peak	171.00	200	Horizontal	Pass
2**	2273.346	35.87	54.0	18.13	AV	171.00	200	Horizontal	Pass
3	4045.218	49.53	74.0	24.47	Peak	350.00	200	Horizontal	Pass
3**	4045.218	35.62	54.0	18.38	AV	350.00	200	Horizontal	Pass
4	7624.447	53.71	74.0	20.29	Peak	1.00	200	Horizontal	Pass
4**	7624.447	42.34	54.0	11.66	AV	1.00	200	Horizontal	Pass
5	12451.487	50.12	74.0	23.88	Peak	195.00	200	Horizontal	Pass
5**	12451.487	44.72	54.0	9.28	AV	195.00	200	Horizontal	Pass
6	15903.376	53.45	74.0	20.55	Peak	178.00	100	Horizontal	Pass
6**	15903.376	43.77	54.0	10.23	AV	178.00	100	Horizontal	Pass

11ax20(SU), U-NII-2C, 1 GHz to 18 GHz, Low Channel, ANT V

No.	Frequency (MHz)	Results (dBuV/m)	Limit (dBuV/m)	Margin (dB)	Detector	Table (Degree)	Height (cm)	Antenna	Verdict
1	1599.391	39.84	74.0	34.16	Peak	253.00	300	Vertical	Pass
1**	1599.391	26.66	54.0	27.34	AV	253.00	300	Vertical	Pass
2	2225.059	43.48	74.0	30.52	Peak	147.00	300	Vertical	Pass
2**	2225.059	29.46	54.0	24.54	AV	147.00	300	Vertical	Pass
3	4260.205	48.60	74.0	25.40	Peak	240.00	200	Vertical	Pass
3**	4260.205	36.68	54.0	17.32	AV	240.00	200	Vertical	Pass
4	7709.390	54.02	74.0	19.98	Peak	140.00	400	Vertical	Pass
4**	7709.390	42.77	54.0	11.23	AV	140.00	400	Vertical	Pass
5	12497.300	51.62	74.0	22.38	Peak	348.00	400	Vertical	Pass
5**	12497.300	44.51	54.0	9.49	AV	348.00	400	Vertical	Pass
6	15670.820	57.55	74.0	16.45	Peak	13.00	100	Vertical	Pass
6**	15670.820	44.70	54.0	9.30	AV	13.00	100	Vertical	Pass

11ax20(SU), U-NII-2C, 1 GHz to 18 GHz, Middle Channel, ANT H

No.	Frequency (MHz)	Results (dBuV/m)	Limit (dBuV/m)	Margin (dB)	Detector	Table (Degree)	Height (cm)	Antenna	Verdict
1	1523.131	39.76	74.0	34.24	Peak	321.00	100	Horizontal	Pass
1**	1523.131	27.92	54.0	26.08	AV	321.00	100	Horizontal	Pass
2	2272.979	42.25	74.0	31.75	Peak	243.00	300	Horizontal	Pass
2**	2272.979	32.82	54.0	21.18	AV	243.00	300	Horizontal	Pass
3	4045.231	49.71	74.0	24.29	Peak	350.00	200	Horizontal	Pass
3**	4045.231	37.84	54.0	16.16	AV	350.00	200	Horizontal	Pass
4	7620.114	55.55	74.0	18.45	Peak	41.00	200	Horizontal	Pass
4**	7620.114	41.34	54.0	12.66	AV	41.00	200	Horizontal	Pass
5	12457.705	53.27	74.0	20.73	Peak	75.00	100	Horizontal	Pass
5**	12457.705	41.97	54.0	12.03	AV	75.00	100	Horizontal	Pass
6	15903.601	54.31	74.0	19.69	Peak	300.00	300	Horizontal	Pass
6**	15903.601	43.66	54.0	10.34	AV	300.00	300	Horizontal	Pass

11ax20(SU), U-NII-2C, 1 GHz to 18 GHz, Middle Channel, ANT V

No.	Frequency (MHz)	Results (dBuV/m)	Limit (dBuV/m)	Margin (dB)	Detector	Table (Degree)	Height (cm)	Antenna	Verdict
1	1597.261	42.15	74.0	31.85	Peak	217.00	300	Vertical	Pass
1**	1597.261	27.03	54.0	26.97	AV	217.00	300	Vertical	Pass
2	2228.723	42.78	74.0	31.22	Peak	84.00	200	Vertical	Pass
2**	2228.723	32.57	54.0	21.43	AV	84.00	200	Vertical	Pass
3	4260.248	47.26	74.0	26.74	Peak	126.00	200	Vertical	Pass
3**	4260.248	38.58	54.0	15.42	AV	126.00	200	Vertical	Pass
4	7705.142	57.59	74.0	16.41	Peak	294.00	200	Vertical	Pass
4**	7705.142	41.76	54.0	12.24	AV	294.00	200	Vertical	Pass
5	12502.008	53.35	74.0	20.65	Peak	275.00	400	Vertical	Pass
5**	12502.008	45.89	54.0	8.11	AV	275.00	400	Vertical	Pass
6	15671.182	52.71	74.0	21.29	Peak	1.00	200	Vertical	Pass
6**	15671.182	43.26	54.0	10.74	AV	1.00	200	Vertical	Pass

11ax20(SU), U-NII-2C, 1 GHz to 18 GHz, High Channel, ANT H

No.	Frequency (MHz)	Results (dBuV/m)	Limit (dBuV/m)	Margin (dB)	Detector	Table (Degree)	Height (cm)	Antenna	Verdict
1	1524.903	38.95	74.0	35.05	Peak	197.00	300	Horizontal	Pass
1**	1524.903	29.06	54.0	24.94	AV	197.00	300	Horizontal	Pass
2	2271.786	42.15	74.0	31.85	Peak	242.00	400	Horizontal	Pass
2**	2271.786	35.06	54.0	18.94	AV	242.00	400	Horizontal	Pass
3	4042.910	45.28	74.0	28.72	Peak	225.00	200	Horizontal	Pass
3**	4042.910	39.78	54.0	14.22	AV	225.00	200	Horizontal	Pass
4	7617.302	51.89	74.0	22.11	Peak	59.00	300	Horizontal	Pass
4**	7617.302	44.90	54.0	9.10	AV	59.00	300	Horizontal	Pass
5	12456.711	51.99	74.0	22.01	Peak	122.00	300	Horizontal	Pass
5**	12456.711	46.24	54.0	7.76	AV	122.00	300	Horizontal	Pass
6	15903.709	54.56	74.0	19.44	Peak	52.00	100	Horizontal	Pass
6**	15903.709	44.80	54.0	9.20	AV	52.00	100	Horizontal	Pass

11ax20(SU), U-NII-2C, 1 GHz to 18 GHz, High Channel, ANT V

No.	Frequency (MHz)	Results (dBuV/m)	Limit (dBuV/m)	Margin (dB)	Detector	Table (Degree)	Height (cm)	Antenna	Verdict
1	1599.853	39.65	74.0	34.35	Peak	45.00	300	Vertical	Pass
1**	1599.853	26.95	54.0	27.05	AV	45.00	300	Vertical	Pass
2	2224.595	40.24	74.0	33.76	Peak	188.00	200	Vertical	Pass
2**	2224.595	33.05	54.0	20.95	AV	188.00	200	Vertical	Pass
3	4256.069	50.76	74.0	23.24	Peak	9.00	200	Vertical	Pass
3**	4256.069	39.84	54.0	14.16	AV	9.00	200	Vertical	Pass
4	7705.376	54.40	74.0	19.60	Peak	66.00	400	Vertical	Pass
4**	7705.376	41.98	54.0	12.02	AV	66.00	400	Vertical	Pass
5	12500.491	51.85	74.0	22.15	Peak	212.00	200	Vertical	Pass
5**	12500.491	45.14	54.0	8.86	AV	212.00	200	Vertical	Pass
6	15672.646	53.38	74.0	20.62	Peak	3.00	200	Vertical	Pass
6**	15672.646	44.84	54.0	9.16	AV	3.00	200	Vertical	Pass

11ax40(SU), U-NII-2C, 1 GHz to 18 GHz, Low Channel, ANT H

No.	Frequency (MHz)	Results (dBuV/m)	Limit (dBuV/m)	Margin (dB)	Detector	Table (Degree)	Height (cm)	Antenna	Verdict
1	1527.199	41.54	74.0	32.46	Peak	77.00	200	Horizontal	Pass
1**	1527.199	30.71	54.0	23.29	AV	77.00	200	Horizontal	Pass
2	2276.466	44.92	74.0	29.08	Peak	80.00	200	Horizontal	Pass
2**	2276.466	31.59	54.0	22.41	AV	80.00	200	Horizontal	Pass
3	4049.933	44.49	74.0	29.51	Peak	87.00	200	Horizontal	Pass
3**	4049.933	38.36	54.0	15.64	AV	87.00	200	Horizontal	Pass
4	7622.843	52.19	74.0	21.81	Peak	259.00	200	Horizontal	Pass
4**	7622.843	45.67	54.0	8.33	AV	259.00	200	Horizontal	Pass
5	12455.613	52.31	74.0	21.69	Peak	131.00	300	Horizontal	Pass
5**	12455.613	44.64	54.0	9.36	AV	131.00	300	Horizontal	Pass
6	15906.617	54.31	74.0	19.69	Peak	186.00	100	Horizontal	Pass
6**	15906.617	42.90	54.0	11.10	AV	186.00	100	Horizontal	Pass

11ax40(SU), U-NII-2C, 1 GHz to 18 GHz, Low Channel, ANT V

No.	Frequency (MHz)	Results (dBuV/m)	Limit (dBuV/m)	Margin (dB)	Detector	Table (Degree)	Height (cm)	Antenna	Verdict
1	1598.397	37.52	74.0	36.48	Peak	164.00	100	Vertical	Pass
1**	1598.397	23.10	54.0	30.90	AV	164.00	100	Vertical	Pass
2	2224.240	38.62	74.0	35.38	Peak	318.00	400	Vertical	Pass
2**	2224.240	30.41	54.0	23.59	AV	318.00	400	Vertical	Pass
3	4258.360	47.50	74.0	26.50	Peak	168.00	200	Vertical	Pass
3**	4258.360	39.11	54.0	14.89	AV	168.00	200	Vertical	Pass
4	7711.481	56.89	74.0	17.11	Peak	195.00	200	Vertical	Pass
4**	7711.481	42.85	54.0	11.15	AV	195.00	200	Vertical	Pass
5	12499.836	54.92	74.0	19.08	Peak	17.00	300	Vertical	Pass
5**	12499.836	42.19	54.0	11.81	AV	17.00	300	Vertical	Pass
6	15672.061	56.28	74.0	17.72	Peak	78.00	100	Vertical	Pass
6**	15672.061	41.07	54.0	12.93	AV	78.00	100	Vertical	Pass

11ax40(SU), U-NII-2C, 1 GHz to 18 GHz, Middle Channel, ANT H

No.	Frequency (MHz)	Results (dBuV/m)	Limit (dBuV/m)	Margin (dB)	Detector	Table (Degree)	Height (cm)	Antenna	Verdict
1	1527.371	37.15	74.0	36.85	Peak	193.00	200	Horizontal	Pass
1**	1527.371	28.56	54.0	25.44	AV	193.00	200	Horizontal	Pass
2	2271.405	46.45	74.0	27.55	Peak	107.00	300	Horizontal	Pass
2**	2271.405	33.34	54.0	20.66	AV	107.00	300	Horizontal	Pass
3	4042.909	44.23	74.0	29.77	Peak	81.00	200	Horizontal	Pass
3**	4042.909	36.69	54.0	17.31	AV	81.00	200	Horizontal	Pass
4	7624.472	54.34	74.0	19.66	Peak	307.00	300	Horizontal	Pass
4**	7624.472	44.07	54.0	9.93	AV	307.00	300	Horizontal	Pass
5	12454.076	52.35	74.0	21.65	Peak	180.00	300	Horizontal	Pass
5**	12454.076	46.17	54.0	7.83	AV	180.00	300	Horizontal	Pass
6	15900.761	53.33	74.0	20.67	Peak	274.00	100	Horizontal	Pass
6**	15900.761	41.90	54.0	12.10	AV	274.00	100	Horizontal	Pass

11ax40(SU), U-NII-2C, 1 GHz to 18 GHz, Middle Channel, ANT V

No.	Frequency (MHz)	Results (dBuV/m)	Limit (dBuV/m)	Margin (dB)	Detector	Table (Degree)	Height (cm)	Antenna	Verdict
1	1600.606	37.14	74.0	36.86	Peak	267.00	400	Vertical	Pass
1**	1600.606	26.94	54.0	27.06	AV	267.00	400	Vertical	Pass
2	2228.551	40.45	74.0	33.55	Peak	14.00	100	Vertical	Pass
2**	2228.551	31.92	54.0	22.08	AV	14.00	100	Vertical	Pass
3	4255.429	47.05	74.0	26.95	Peak	150.00	200	Vertical	Pass
3**	4255.429	35.31	54.0	18.69	AV	150.00	200	Vertical	Pass
4	7706.705	56.16	74.0	17.84	Peak	314.00	400	Vertical	Pass
4**	7706.705	41.20	54.0	12.80	AV	314.00	400	Vertical	Pass
5	12498.209	53.61	74.0	20.39	Peak	51.00	300	Vertical	Pass
5**	12498.209	41.20	54.0	12.80	AV	51.00	300	Vertical	Pass
6	15671.627	53.40	74.0	20.60	Peak	25.00	100	Vertical	Pass
6**	15671.627	41.05	54.0	12.95	AV	25.00	100	Vertical	Pass

11ax40(SU), U-NII-2C, 1 GHz to 18 GHz, High Channel, ANT H

No.	Frequency (MHz)	Results (dBuV/m)	Limit (dBuV/m)	Margin (dB)	Detector	Table (Degree)	Height (cm)	Antenna	Verdict
1	1526.332	38.87	74.0	35.13	Peak	18.00	300	Horizontal	Pass
1**	1526.332	27.55	54.0	26.45	AV	18.00	300	Horizontal	Pass
2	2271.379	44.97	74.0	29.03	Peak	38.00	400	Horizontal	Pass
2**	2271.379	36.85	54.0	17.15	AV	38.00	400	Horizontal	Pass
3	4042.981	49.99	74.0	24.01	Peak	25.00	200	Horizontal	Pass
3**	4042.981	35.24	54.0	18.76	AV	25.00	200	Horizontal	Pass
4	7618.512	52.13	74.0	21.87	Peak	229.00	200	Horizontal	Pass
4**	7618.512	41.45	54.0	12.55	AV	229.00	200	Horizontal	Pass
5	12451.060	53.84	74.0	20.16	Peak	95.00	200	Horizontal	Pass
5**	12451.060	41.94	54.0	12.06	AV	95.00	200	Horizontal	Pass
6	15904.924	51.41	74.0	22.59	Peak	321.00	400	Horizontal	Pass
6**	15904.924	45.59	54.0	8.41	AV	321.00	400	Horizontal	Pass

11ax40(SU), U-NII-2C, 1 GHz to 18 GHz, High Channel, ANT V

No.	Frequency (MHz)	Results (dBuV/m)	Limit (dBuV/m)	Margin (dB)	Detector	Table (Degree)	Height (cm)	Antenna	Verdict
1	1599.771	40.94	74.0	33.06	Peak	129.00	400	Vertical	Pass
1**	1599.771	25.75	54.0	28.25	AV	129.00	400	Vertical	Pass
2	2226.104	42.36	74.0	31.64	Peak	179.00	300	Vertical	Pass
2**	2226.104	31.06	54.0	22.94	AV	179.00	300	Vertical	Pass
3	4258.927	50.55	74.0	23.45	Peak	250.00	200	Vertical	Pass
3**	4258.927	40.89	54.0	13.11	AV	250.00	200	Vertical	Pass
4	7704.484	54.09	74.0	19.91	Peak	347.00	100	Vertical	Pass
4**	7704.484	40.31	54.0	13.69	AV	347.00	100	Vertical	Pass
5	12498.522	55.95	74.0	18.05	Peak	201.00	200	Vertical	Pass
5**	12498.522	43.14	54.0	10.86	AV	201.00	200	Vertical	Pass
6	15670.069	57.94	74.0	16.06	Peak	261.00	400	Vertical	Pass
6**	15670.069	44.51	54.0	9.49	AV	261.00	400	Vertical	Pass

11ax80(SU), U-NII-2C, 1 GHz to 18 GHz, Low Channel, ANT H

No.	Frequency (MHz)	Results (dBuV/m)	Limit (dBuV/m)	Margin (dB)	Detector	Table (Degree)	Height (cm)	Antenna	Verdict
1	1528.323	37.73	74.0	36.27	Peak	59.00	300	Horizontal	Pass
1**	1528.323	26.34	54.0	27.66	AV	59.00	300	Horizontal	Pass
2	2271.414	45.68	74.0	28.32	Peak	238.00	400	Horizontal	Pass
2**	2271.414	31.92	54.0	22.08	AV	238.00	400	Horizontal	Pass
3	4044.754	50.10	74.0	23.90	Peak	244.00	200	Horizontal	Pass
3**	4044.754	39.03	54.0	14.97	AV	244.00	200	Horizontal	Pass
4	7619.655	55.74	74.0	18.26	Peak	205.00	200	Horizontal	Pass
4**	7619.655	40.68	54.0	13.32	AV	205.00	200	Horizontal	Pass
5	12455.238	53.94	74.0	20.06	Peak	281.00	300	Horizontal	Pass
5**	12455.238	45.26	54.0	8.74	AV	281.00	300	Horizontal	Pass
6	15905.827	54.12	74.0	19.88	Peak	143.00	400	Horizontal	Pass
6**	15905.827	44.03	54.0	9.97	AV	143.00	400	Horizontal	Pass

11ax80(SU), U-NII-2C, 1 GHz to 18 GHz, Low Channel, ANT V

No.	Frequency (MHz)	Results (dBuV/m)	Limit (dBuV/m)	Margin (dB)	Detector	Table (Degree)	Height (cm)	Antenna	Verdict
1	1594.827	41.26	74.0	32.74	Peak	331.00	300	Vertical	Pass
1**	1594.827	26.21	54.0	27.79	AV	331.00	300	Vertical	Pass
2	2226.119	44.32	74.0	29.68	Peak	23.00	400	Vertical	Pass
2**	2226.119	31.05	54.0	22.95	AV	23.00	400	Vertical	Pass
3	4259.085	45.14	74.0	28.86	Peak	39.00	200	Vertical	Pass
3**	4259.085	41.26	54.0	12.74	AV	39.00	200	Vertical	Pass
4	7705.445	56.07	74.0	17.93	Peak	235.00	400	Vertical	Pass
4**	7705.445	39.55	54.0	14.45	AV	235.00	400	Vertical	Pass
5	12496.165	52.20	74.0	21.80	Peak	308.00	100	Vertical	Pass
5**	12496.165	45.62	54.0	8.38	AV	308.00	100	Vertical	Pass
6	15675.045	53.61	74.0	20.39	Peak	295.00	200	Vertical	Pass
6**	15675.045	40.78	54.0	13.22	AV	295.00	200	Vertical	Pass

11ax80(SU), U-NII-2C, 1 GHz to 18 GHz, High Channel, ANT H

No.	Frequency (MHz)	Results (dBuV/m)	Limit (dBuV/m)	Margin (dB)	Detector	Table (Degree)	Height (cm)	Antenna	Verdict
1	1522.926	38.05	74.0	35.95	Peak	326.00	300	Horizontal	Pass
1**	1522.926	28.29	54.0	25.71	AV	326.00	300	Horizontal	Pass
2	2278.057	41.52	74.0	32.48	Peak	342.00	300	Horizontal	Pass
2**	2278.057	33.14	54.0	20.86	AV	342.00	300	Horizontal	Pass
3	4043.103	49.39	74.0	24.61	Peak	229.00	200	Horizontal	Pass
3**	4043.103	38.72	54.0	15.28	AV	229.00	200	Horizontal	Pass
4	7624.308	54.75	74.0	19.25	Peak	48.00	400	Horizontal	Pass
4**	7624.308	42.79	54.0	11.21	AV	48.00	400	Horizontal	Pass
5	12455.022	54.10	74.0	19.90	Peak	58.00	400	Horizontal	Pass
5**	12455.022	42.96	54.0	11.04	AV	58.00	400	Horizontal	Pass
6	15907.036	55.59	74.0	18.41	Peak	247.00	300	Horizontal	Pass
6**	15907.036	47.28	54.0	6.72	AV	247.00	300	Horizontal	Pass

11ax80(SU), U-NII-2C, 1 GHz to 18 GHz, High Channel, ANT V

No.	Frequency (MHz)	Results (dBuV/m)	Limit (dBuV/m)	Margin (dB)	Detector	Table (Degree)	Height (cm)	Antenna	Verdict
1	1597.776	38.49	74.0	35.51	Peak	133.00	200	Vertical	Pass
1**	1597.776	26.69	54.0	27.31	AV	133.00	200	Vertical	Pass
2	2226.393	40.99	74.0	33.01	Peak	203.00	300	Vertical	Pass
2**	2226.393	31.33	54.0	22.67	AV	203.00	300	Vertical	Pass
3	4255.259	50.41	74.0	23.59	Peak	292.00	200	Vertical	Pass
3**	4255.259	37.93	54.0	16.07	AV	292.00	200	Vertical	Pass
4	7709.935	54.99	74.0	19.01	Peak	67.00	100	Vertical	Pass
4**	7709.935	42.67	54.0	11.33	AV	67.00	100	Vertical	Pass
5	12501.020	50.94	74.0	23.06	Peak	203.00	200	Vertical	Pass
5**	12501.020	45.31	54.0	8.69	AV	203.00	200	Vertical	Pass
6	15672.907	55.00	74.0	19.00	Peak	88.00	200	Vertical	Pass
6**	15672.907	42.66	54.0	11.34	AV	88.00	200	Vertical	Pass

11ax160(SU), U-NII-2C, 1 GHz to 18 GHz, Middle Channel, ANT H

No.	Frequency (MHz)	Results (dBuV/m)	Limit (dBuV/m)	Margin (dB)	Detector	Table (Degree)	Height (cm)	Antenna	Verdict
1	1524.995	39.26	74.0	34.74	Peak	263.00	100	Horizontal	Pass
1**	1524.995	28.39	54.0	25.61	AV	263.00	100	Horizontal	Pass
2	2273.617	42.86	74.0	31.14	Peak	128.00	400	Horizontal	Pass
2**	2273.617	36.71	54.0	17.29	AV	128.00	400	Horizontal	Pass
3	4046.194	44.77	74.0	29.23	Peak	234.00	200	Horizontal	Pass
3**	4046.194	36.40	54.0	17.60	AV	234.00	200	Horizontal	Pass
4	7617.258	50.07	74.0	23.93	Peak	252.00	200	Horizontal	Pass
4**	7617.258	42.62	54.0	11.38	AV	252.00	200	Horizontal	Pass
5	12458.188	53.53	74.0	20.47	Peak	50.00	300	Horizontal	Pass
5**	12458.188	44.02	54.0	9.98	AV	50.00	300	Horizontal	Pass
6	15904.735	53.23	74.0	20.77	Peak	52.00	100	Horizontal	Pass
6**	15904.735	45.60	54.0	8.40	AV	52.00	100	Horizontal	Pass

11ax160(SU), U-NII-2C, 1 GHz to 18 GHz, Middle Channel, ANT V

No.	Frequency (MHz)	Results (dBuV/m)	Limit (dBuV/m)	Margin (dB)	Detector	Table (Degree)	Height (cm)	Antenna	Verdict
1	1599.719	41.30	74.0	32.70	Peak	194.00	100	Vertical	Pass
1**	1599.719	23.19	54.0	30.81	AV	194.00	100	Vertical	Pass
2	2225.892	40.37	74.0	33.63	Peak	280.00	400	Vertical	Pass
2**	2225.892	33.86	54.0	20.14	AV	280.00	400	Vertical	Pass
3	4254.948	49.06	74.0	24.94	Peak	279.00	200	Vertical	Pass
3**	4254.948	40.15	54.0	13.85	AV	279.00	200	Vertical	Pass
4	7704.909	57.33	74.0	16.67	Peak	190.00	100	Vertical	Pass
4**	7704.909	39.86	54.0	14.14	AV	190.00	100	Vertical	Pass
5	12499.256	51.24	74.0	22.76	Peak	184.00	100	Vertical	Pass
5**	12499.256	44.63	54.0	9.37	AV	184.00	100	Vertical	Pass
6	15669.119	57.82	74.0	16.18	Peak	47.00	400	Vertical	Pass
6**	15669.119	39.90	54.0	14.10	AV	47.00	400	Vertical	Pass

11a, U-NII-3, 1 GHz to 18 GHz, Low Channel, ANT H

No.	Frequency (MHz)	Results (dBuV/m)	Limit (dBuV/m)	Margin (dB)	Detector	Table (Degree)	Height (cm)	Antenna	Verdict
1	1522.049	40.20	74.0	33.80	Peak	332.00	100	Horizontal	Pass
1**	1522.049	27.87	54.0	26.13	AV	332.00	100	Horizontal	Pass
2	4016.131	49.33	74.0	24.67	Peak	174.00	300	Horizontal	Pass
2**	4016.131	35.97	54.0	18.03	AV	174.00	300	Horizontal	Pass
3	7599.667	53.65	74.0	20.35	Peak	46.00	200	Horizontal	Pass
3**	7599.667	43.23	54.0	10.77	AV	46.00	200	Horizontal	Pass
4	12453.757	51.31	74.0	22.69	Peak	269.00	300	Horizontal	Pass
4**	12453.757	42.13	54.0	11.87	AV	269.00	300	Horizontal	Pass
5	16097.310	53.97	74.0	20.03	Peak	13.00	400	Horizontal	Pass
5**	16097.310	43.64	54.0	10.36	AV	13.00	400	Horizontal	Pass
6	17420.060	57.52	74.0	16.48	Peak	309.00	300	Horizontal	Pass
6**	17420.060	44.39	54.0	9.61	AV	309.00	300	Horizontal	Pass

11a, U-NII-3, 1 GHz to 18 GHz, Low Channel, ANT V

No.	Frequency (MHz)	Results (dBuV/m)	Limit (dBuV/m)	Margin (dB)	Detector	Table (Degree)	Height (cm)	Antenna	Verdict
1	1329.825	45.26	74.0	28.74	Peak	101.00	200	Vertical	Pass
1**	1329.825	34.57	54.0	19.43	AV	101.00	200	Vertical	Pass
2	1439.196	39.65	74.0	34.35	Peak	80.00	200	Vertical	Pass
2**	1439.196	35.48	54.0	18.52	AV	80.00	200	Vertical	Pass
3	4314.108	46.22	74.0	27.78	Peak	4.00	200	Vertical	Pass
3**	4314.108	39.91	54.0	14.09	AV	4.00	200	Vertical	Pass
4	7591.020	53.24	74.0	20.76	Peak	344.00	300	Vertical	Pass
4**	7591.020	41.10	54.0	12.90	AV	344.00	300	Vertical	Pass
5	12536.143	53.73	74.0	20.27	Peak	209.00	300	Vertical	Pass
5**	12536.143	43.83	54.0	10.17	AV	209.00	300	Vertical	Pass
6	15903.513	54.58	74.0	19.42	Peak	159.00	200	Vertical	Pass
6**	15903.513	43.06	54.0	10.94	AV	159.00	200	Vertical	Pass

11a, U-NII-3, 1 GHz to 18 GHz, Middle Channel, ANT H

No.	Frequency (MHz)	Results (dBuV/m)	Limit (dBuV/m)	Margin (dB)	Detector	Table (Degree)	Height (cm)	Antenna	Verdict
1	1518.090	35.56	74.0	38.44	Peak	290.00	100	Horizontal	Pass
1**	1518.090	31.87	54.0	22.13	AV	290.00	100	Horizontal	Pass
2	4019.714	45.78	74.0	28.22	Peak	106.00	300	Horizontal	Pass
2**	4019.714	35.79	54.0	18.21	AV	106.00	300	Horizontal	Pass
3	7599.054	50.80	74.0	23.20	Peak	236.00	200	Horizontal	Pass
3**	7599.054	40.83	54.0	13.17	AV	236.00	200	Horizontal	Pass
4	12459.100	54.94	74.0	19.06	Peak	80.00	300	Horizontal	Pass
4**	12459.100	42.09	54.0	11.91	AV	80.00	300	Horizontal	Pass
5	16092.863	54.42	74.0	19.58	Peak	221.00	300	Horizontal	Pass
5**	16092.863	42.45	54.0	11.55	AV	221.00	300	Horizontal	Pass
6	17416.876	58.55	74.0	15.45	Peak	131.00	100	Horizontal	Pass
6**	17416.876	46.19	54.0	7.81	AV	131.00	100	Horizontal	Pass

11a, U-NII-3, 1 GHz to 18 GHz, Middle Channel, ANT V

No.	Frequency (MHz)	Results (dBuV/m)	Limit (dBuV/m)	Margin (dB)	Detector	Table (Degree)	Height (cm)	Antenna	Verdict
1	1337.058	46.93	74.0	27.07	Peak	155.00	400	Vertical	Pass
1**	1337.058	32.17	54.0	21.83	AV	155.00	400	Vertical	Pass
2	1442.358	41.38	74.0	32.62	Peak	104.00	200	Vertical	Pass
2**	1442.358	34.91	54.0	19.09	AV	104.00	200	Vertical	Pass
3	4310.285	44.64	74.0	29.36	Peak	88.00	200	Vertical	Pass
3**	4310.285	38.51	54.0	15.49	AV	88.00	200	Vertical	Pass
4	7591.745	53.88	74.0	20.12	Peak	334.00	400	Vertical	Pass
4**	7591.745	42.99	54.0	11.01	AV	334.00	400	Vertical	Pass
5	12530.920	53.31	74.0	20.69	Peak	342.00	200	Vertical	Pass
5**	12530.920	45.89	54.0	8.11	AV	342.00	200	Vertical	Pass
6	15904.905	55.30	74.0	18.70	Peak	233.00	200	Vertical	Pass
6**	15904.905	44.35	54.0	9.65	AV	233.00	200	Vertical	Pass

11a, U-NII-3, 1 GHz to 18 GHz, High Channel, ANT H

No.	Frequency (MHz)	Results (dBuV/m)	Limit (dBuV/m)	Margin (dB)	Detector	Table (Degree)	Height (cm)	Antenna	Verdict
1	1518.037	37.42	74.0	36.58	Peak	65.00	200	Horizontal	Pass
1**	1518.037	29.40	54.0	24.60	AV	65.00	200	Horizontal	Pass
2	4023.218	48.80	74.0	25.20	Peak	125.00	200	Horizontal	Pass
2**	4023.218	34.16	54.0	19.84	AV	125.00	200	Horizontal	Pass
3	7598.505	54.47	74.0	19.53	Peak	305.00	200	Horizontal	Pass
3**	7598.505	44.87	54.0	9.13	AV	305.00	200	Horizontal	Pass
4	12451.854	52.23	74.0	21.77	Peak	61.00	400	Horizontal	Pass
4**	12451.854	42.89	54.0	11.11	AV	61.00	400	Horizontal	Pass
5	16097.675	51.13	74.0	22.87	Peak	273.00	100	Horizontal	Pass
5**	16097.675	46.27	54.0	7.73	AV	273.00	100	Horizontal	Pass
6	17420.602	58.46	74.0	15.54	Peak	19.00	100	Horizontal	Pass
6**	17420.602	47.15	54.0	6.85	AV	19.00	100	Horizontal	Pass

11a, U-NII-3, 1 GHz to 18 GHz, High Channel, ANT V

No.	Frequency (MHz)	Results (dBuV/m)	Limit (dBuV/m)	Margin (dB)	Detector	Table (Degree)	Height (cm)	Antenna	Verdict
1	1334.721	43.27	74.0	30.73	Peak	50.00	200	Vertical	Pass
1**	1334.721	33.66	54.0	20.34	AV	50.00	200	Vertical	Pass
2	1444.239	44.22	74.0	29.78	Peak	273.00	400	Vertical	Pass
2**	1444.239	37.67	54.0	16.33	AV	273.00	400	Vertical	Pass
3	4313.878	46.45	74.0	27.55	Peak	184.00	200	Vertical	Pass
3**	4313.878	37.22	54.0	16.78	AV	184.00	200	Vertical	Pass
4	7594.785	50.52	74.0	23.48	Peak	100.00	300	Vertical	Pass
4**	7594.785	41.29	54.0	12.71	AV	100.00	300	Vertical	Pass
5	12533.028	54.20	74.0	19.80	Peak	265.00	300	Vertical	Pass
5**	12533.028	40.74	54.0	13.26	AV	265.00	300	Vertical	Pass
6	15907.731	51.82	74.0	22.18	Peak	310.00	100	Vertical	Pass
6**	15907.731	43.24	54.0	10.76	AV	310.00	100	Vertical	Pass

11n20, U-NII-3, 1 GHz to 18 GHz, Low Channel, ANT H

No.	Frequency (MHz)	Results (dBuV/m)	Limit (dBuV/m)	Margin (dB)	Detector	Table (Degree)	Height (cm)	Antenna	Verdict
1	1524.875	40.53	74.0	33.47	Peak	295.00	200	Horizontal	Pass
1**	1524.875	27.18	54.0	26.82	AV	295.00	200	Horizontal	Pass
2	4023.157	48.45	74.0	25.55	Peak	78.00	300	Horizontal	Pass
2**	4023.157	35.01	54.0	18.99	AV	78.00	300	Horizontal	Pass
3	7595.843	52.97	74.0	21.03	Peak	251.00	200	Horizontal	Pass
3**	7595.843	42.37	54.0	11.63	AV	251.00	200	Horizontal	Pass
4	12452.977	51.68	74.0	22.32	Peak	23.00	100	Horizontal	Pass
4**	12452.977	42.99	54.0	11.01	AV	23.00	100	Horizontal	Pass
5	16095.430	54.84	74.0	19.16	Peak	143.00	300	Horizontal	Pass
5**	16095.430	42.87	54.0	11.13	AV	143.00	300	Horizontal	Pass
6	17421.247	58.14	74.0	15.86	Peak	283.00	100	Horizontal	Pass
6**	17421.247	49.51	54.0	4.49	AV	283.00	100	Horizontal	Pass

11n20, U-NII-3, 1 GHz to 18 GHz, Low Channel, ANT V

No.	Frequency (MHz)	Results (dBuV/m)	Limit (dBuV/m)	Margin (dB)	Detector	Table (Degree)	Height (cm)	Antenna	Verdict
1	1333.385	41.85	74.0	32.15	Peak	297.00	200	Vertical	Pass
1**	1333.385	31.73	54.0	22.27	AV	297.00	200	Vertical	Pass
2	1442.322	44.50	74.0	29.50	Peak	16.00	200	Vertical	Pass
2**	1442.322	34.26	54.0	19.74	AV	16.00	200	Vertical	Pass
3	4308.313	49.43	74.0	24.57	Peak	22.00	200	Vertical	Pass
3**	4308.313	37.24	54.0	16.76	AV	22.00	200	Vertical	Pass
4	7594.406	55.46	74.0	18.54	Peak	174.00	200	Vertical	Pass
4**	7594.406	40.81	54.0	13.19	AV	174.00	200	Vertical	Pass
5	12530.952	54.12	74.0	19.88	Peak	351.00	400	Vertical	Pass
5**	12530.952	43.00	54.0	11.00	AV	351.00	400	Vertical	Pass
6	15905.348	52.25	74.0	21.75	Peak	239.00	300	Vertical	Pass
6**	15905.348	44.47	54.0	9.53	AV	239.00	300	Vertical	Pass

11n20, U-NII-3, 1 GHz to 18 GHz, Middle Channel, ANT H

No.	Frequency (MHz)	Results (dBuV/m)	Limit (dBuV/m)	Margin (dB)	Detector	Table (Degree)	Height (cm)	Antenna	Verdict
1	1518.784	35.64	74.0	38.36	Peak	91.00	200	Horizontal	Pass
1**	1518.784	27.19	54.0	26.81	AV	91.00	200	Horizontal	Pass
2	4022.830	49.58	74.0	24.42	Peak	282.00	400	Horizontal	Pass
2**	4022.830	34.62	54.0	19.38	AV	282.00	400	Horizontal	Pass
3	7602.066	51.08	74.0	22.92	Peak	9.00	200	Horizontal	Pass
3**	7602.066	43.90	54.0	10.10	AV	9.00	200	Horizontal	Pass
4	12456.974	56.26	74.0	17.74	Peak	214.00	300	Horizontal	Pass
4**	12456.974	41.33	54.0	12.67	AV	214.00	300	Horizontal	Pass
5	16093.391	53.46	74.0	20.54	Peak	285.00	400	Horizontal	Pass
5**	16093.391	42.62	54.0	11.38	AV	285.00	400	Horizontal	Pass
6	17415.816	54.68	74.0	19.32	Peak	35.00	200	Horizontal	Pass
6**	17415.816	49.21	54.0	4.79	AV	35.00	200	Horizontal	Pass

11n20, U-NII-3, 1 GHz to 18 GHz, Middle Channel, ANT V

No.	Frequency (MHz)	Results (dBuV/m)	Limit (dBuV/m)	Margin (dB)	Detector	Table (Degree)	Height (cm)	Antenna	Verdict
1	1329.775	42.49	74.0	31.51	Peak	156.00	300	Vertical	Pass
1**	1329.775	35.09	54.0	18.91	AV	156.00	300	Vertical	Pass
2	1437.841	42.41	74.0	31.59	Peak	149.00	400	Vertical	Pass
2**	1437.841	37.20	54.0	16.80	AV	149.00	400	Vertical	Pass
3	4314.710	48.72	74.0	25.28	Peak	225.00	200	Vertical	Pass
3**	4314.710	39.69	54.0	14.31	AV	225.00	200	Vertical	Pass
4	7590.792	50.17	74.0	23.83	Peak	280.00	100	Vertical	Pass
4**	7590.792	41.22	54.0	12.78	AV	280.00	100	Vertical	Pass
5	12534.207	54.92	74.0	19.08	Peak	6.00	400	Vertical	Pass
5**	12534.207	42.65	54.0	11.35	AV	6.00	400	Vertical	Pass
6	15902.716	53.55	74.0	20.45	Peak	161.00	100	Vertical	Pass
6**	15902.716	44.19	54.0	9.81	AV	161.00	100	Vertical	Pass

11n20, U-NII-3, 1 GHz to 18 GHz, High Channel, ANT H

No.	Frequency (MHz)	Results (dBuV/m)	Limit (dBuV/m)	Margin (dB)	Detector	Table (Degree)	Height (cm)	Antenna	Verdict
1	1521.238	37.40	74.0	36.60	Peak	198.00	400	Horizontal	Pass
1**	1521.238	32.04	54.0	21.96	AV	198.00	400	Horizontal	Pass
2	4022.186	45.37	74.0	28.63	Peak	340.00	300	Horizontal	Pass
2**	4022.186	38.49	54.0	15.51	AV	340.00	300	Horizontal	Pass
3	7598.126	50.75	74.0	23.25	Peak	252.00	200	Horizontal	Pass
3**	7598.126	44.61	54.0	9.39	AV	252.00	200	Horizontal	Pass
4	12454.480	50.89	74.0	23.11	Peak	314.00	100	Horizontal	Pass
4**	12454.480	44.49	54.0	9.51	AV	314.00	100	Horizontal	Pass
5	16096.440	55.26	74.0	18.74	Peak	298.00	100	Horizontal	Pass
5**	16096.440	47.38	54.0	6.62	AV	298.00	100	Horizontal	Pass
6	17419.374	59.01	74.0	14.99	Peak	279.00	200	Horizontal	Pass
6**	17419.374	46.76	54.0	7.24	AV	279.00	200	Horizontal	Pass

11n20, U-NII-3, 1 GHz to 18 GHz, High Channel, ANT V

No.	Frequency (MHz)	Results (dBuV/m)	Limit (dBuV/m)	Margin (dB)	Detector	Table (Degree)	Height (cm)	Antenna	Verdict
1	1330.387	42.55	74.0	31.45	Peak	117.00	400	Vertical	Pass
1**	1330.387	34.23	54.0	19.77	AV	117.00	400	Vertical	Pass
2	1438.625	40.22	74.0	33.78	Peak	295.00	100	Vertical	Pass
2**	1438.625	35.64	54.0	18.36	AV	295.00	100	Vertical	Pass
3	4309.834	45.41	74.0	28.59	Peak	253.00	200	Vertical	Pass
3**	4309.834	36.49	54.0	17.51	AV	253.00	200	Vertical	Pass
4	7594.775	52.82	74.0	21.18	Peak	225.00	200	Vertical	Pass
4**	7594.775	45.68	54.0	8.32	AV	225.00	200	Vertical	Pass
5	12533.515	53.07	74.0	20.93	Peak	111.00	200	Vertical	Pass
5**	12533.515	43.15	54.0	10.85	AV	111.00	200	Vertical	Pass
6	15906.556	56.03	74.0	17.97	Peak	271.00	200	Vertical	Pass
6**	15906.556	48.42	54.0	5.58	AV	271.00	200	Vertical	Pass

11n40, U-NII-3, 1 GHz to 18 GHz, Low Channel, ANT H

No.	Frequency (MHz)	Results (dBuV/m)	Limit (dBuV/m)	Margin (dB)	Detector	Table (Degree)	Height (cm)	Antenna	Verdict
1	1522.782	38.34	74.0	35.66	Peak	321.00	300	Horizontal	Pass
1**	1522.782	32.26	54.0	21.74	AV	321.00	300	Horizontal	Pass
2	4021.271	49.38	74.0	24.62	Peak	47.00	300	Horizontal	Pass
2**	4021.271	34.39	54.0	19.61	AV	47.00	300	Horizontal	Pass
3	7601.258	54.23	74.0	19.77	Peak	344.00	200	Horizontal	Pass
3**	7601.258	44.47	54.0	9.53	AV	344.00	200	Horizontal	Pass
4	12459.440	51.41	74.0	22.59	Peak	243.00	300	Horizontal	Pass
4**	12459.440	42.63	54.0	11.37	AV	243.00	300	Horizontal	Pass
5	16094.698	54.87	74.0	19.13	Peak	63.00	100	Horizontal	Pass
5**	16094.698	47.66	54.0	6.34	AV	63.00	100	Horizontal	Pass
6	17420.197	53.77	74.0	20.23	Peak	332.00	200	Horizontal	Pass
6**	17420.197	45.84	54.0	8.16	AV	332.00	200	Horizontal	Pass

11n40, U-NII-3, 1 GHz to 18 GHz, Low Channel, ANT V

No.	Frequency (MHz)	Results (dBuV/m)	Limit (dBuV/m)	Margin (dB)	Detector	Table (Degree)	Height (cm)	Antenna	Verdict
1	1336.600	43.21	74.0	30.79	Peak	201.00	400	Vertical	Pass
1**	1336.600	35.66	54.0	18.34	AV	201.00	400	Vertical	Pass
2	1438.716	42.03	74.0	31.97	Peak	342.00	200	Vertical	Pass
2**	1438.716	37.84	54.0	16.16	AV	342.00	200	Vertical	Pass
3	4313.265	47.62	74.0	26.38	Peak	225.00	200	Vertical	Pass
3**	4313.265	41.30	54.0	12.70	AV	225.00	200	Vertical	Pass
4	7597.823	50.14	74.0	23.86	Peak	247.00	200	Vertical	Pass
4**	7597.823	41.97	54.0	12.03	AV	247.00	200	Vertical	Pass
5	12538.136	54.63	74.0	19.37	Peak	121.00	200	Vertical	Pass
5**	12538.136	43.34	54.0	10.66	AV	121.00	200	Vertical	Pass
6	15907.238	52.81	74.0	21.19	Peak	225.00	200	Vertical	Pass
6**	15907.238	47.13	54.0	6.87	AV	225.00	200	Vertical	Pass

11n40, U-NII-3, 1 GHz to 18 GHz, High Channel, ANT H

No.	Frequency (MHz)	Results (dBuV/m)	Limit (dBuV/m)	Margin (dB)	Detector	Table (Degree)	Height (cm)	Antenna	Verdict
1	1524.001	38.80	74.0	35.20	Peak	159.00	300	Horizontal	Pass
1**	1524.001	28.44	54.0	25.56	AV	159.00	300	Horizontal	Pass
2	4018.645	46.41	74.0	27.59	Peak	288.00	400	Horizontal	Pass
2**	4018.645	39.32	54.0	14.68	AV	288.00	400	Horizontal	Pass
3	7599.215	52.14	74.0	21.86	Peak	345.00	200	Horizontal	Pass
3**	7599.215	43.93	54.0	10.07	AV	345.00	200	Horizontal	Pass
4	12457.031	55.16	74.0	18.84	Peak	211.00	300	Horizontal	Pass
4**	12457.031	43.69	54.0	10.31	AV	211.00	300	Horizontal	Pass
5	16097.839	53.41	74.0	20.59	Peak	274.00	400	Horizontal	Pass
5**	16097.839	42.97	54.0	11.03	AV	274.00	400	Horizontal	Pass
6	17422.716	56.48	74.0	17.52	Peak	293.00	400	Horizontal	Pass
6**	17422.716	47.58	54.0	6.42	AV	293.00	400	Horizontal	Pass

11n40, U-NII-3, 1 GHz to 18 GHz, High Channel, ANT V

No.	Frequency (MHz)	Results (dBuV/m)	Limit (dBuV/m)	Margin (dB)	Detector	Table (Degree)	Height (cm)	Antenna	Verdict
1	1332.935	43.90	74.0	30.10	Peak	182.00	200	Vertical	Pass
1**	1332.935	36.10	54.0	17.90	AV	182.00	200	Vertical	Pass
2	1439.652	39.92	74.0	34.08	Peak	58.00	100	Vertical	Pass
2**	1439.652	36.78	54.0	17.22	AV	58.00	100	Vertical	Pass
3	4311.727	44.76	74.0	29.24	Peak	147.00	200	Vertical	Pass
3**	4311.727	37.58	54.0	16.42	AV	147.00	200	Vertical	Pass
4	7592.718	52.66	74.0	21.34	Peak	263.00	300	Vertical	Pass
4**	7592.718	43.75	54.0	10.25	AV	263.00	300	Vertical	Pass
5	12532.874	54.17	74.0	19.83	Peak	337.00	100	Vertical	Pass
5**	12532.874	45.24	54.0	8.76	AV	337.00	100	Vertical	Pass
6	15908.405	54.10	74.0	19.90	Peak	246.00	400	Vertical	Pass
6**	15908.405	44.20	54.0	9.80	AV	246.00	400	Vertical	Pass

11ac20, U-NII-3, 1 GHz to 18 GHz, Low Channel, ANT H

No.	Frequency (MHz)	Results (dBuV/m)	Limit (dBuV/m)	Margin (dB)	Detector	Table (Degree)	Height (cm)	Antenna	Verdict
1	1517.404	36.39	74.0	37.61	Peak	265.00	300	Horizontal	Pass
1**	1517.404	30.93	54.0	23.07	AV	265.00	300	Horizontal	Pass
2	4016.046	47.34	74.0	26.66	Peak	318.00	200	Horizontal	Pass
2**	4016.046	35.25	54.0	18.75	AV	318.00	200	Horizontal	Pass
3	7601.768	54.19	74.0	19.81	Peak	342.00	200	Horizontal	Pass
3**	7601.768	46.15	54.0	7.85	AV	342.00	200	Horizontal	Pass
4	12454.305	54.15	74.0	19.85	Peak	5.00	400	Horizontal	Pass
4**	12454.305	45.10	54.0	8.90	AV	5.00	400	Horizontal	Pass
5	16092.035	54.46	74.0	19.54	Peak	166.00	100	Horizontal	Pass
5**	16092.035	44.82	54.0	9.18	AV	166.00	100	Horizontal	Pass
6	17420.798	55.60	74.0	18.40	Peak	168.00	200	Horizontal	Pass
6**	17420.798	44.52	54.0	9.48	AV	168.00	200	Horizontal	Pass

11ac20, U-NII-3, 1 GHz to 18 GHz, Low Channel, ANT V

No.	Frequency (MHz)	Results (dBuV/m)	Limit (dBuV/m)	Margin (dB)	Detector	Table (Degree)	Height (cm)	Antenna	Verdict
1	1330.966	42.68	74.0	31.32	Peak	92.00	200	Vertical	Pass
1**	1330.966	34.24	54.0	19.76	AV	92.00	200	Vertical	Pass
2	1437.985	40.08	74.0	33.92	Peak	296.00	100	Vertical	Pass
2**	1437.985	39.06	54.0	14.94	AV	296.00	100	Vertical	Pass
3	4312.552	49.29	74.0	24.71	Peak	87.00	200	Vertical	Pass
3**	4312.552	38.71	54.0	15.29	AV	87.00	200	Vertical	Pass
4	7595.595	53.62	74.0	20.38	Peak	72.00	300	Vertical	Pass
4**	7595.595	45.98	54.0	8.02	AV	72.00	300	Vertical	Pass
5	12535.771	56.33	74.0	17.67	Peak	97.00	100	Vertical	Pass
5**	12535.771	41.31	54.0	12.69	AV	97.00	100	Vertical	Pass
6	15910.229	54.77	74.0	19.23	Peak	267.00	300	Vertical	Pass
6**	15910.229	44.19	54.0	9.81	AV	267.00	300	Vertical	Pass

11ac20, U-NII-3, 1 GHz to 18 GHz, Middle Channel, ANT H

No.	Frequency (MHz)	Results (dBuV/m)	Limit (dBuV/m)	Margin (dB)	Detector	Table (Degree)	Height (cm)	Antenna	Verdict
1	1518.258	35.98	74.0	38.02	Peak	307.00	300	Horizontal	Pass
1**	1518.258	30.35	54.0	23.65	AV	307.00	300	Horizontal	Pass
2	4023.870	46.31	74.0	27.69	Peak	79.00	200	Horizontal	Pass
2**	4023.870	39.46	54.0	14.54	AV	79.00	200	Horizontal	Pass
3	7601.455	52.32	74.0	21.68	Peak	137.00	200	Horizontal	Pass
3**	7601.455	45.41	54.0	8.59	AV	137.00	200	Horizontal	Pass
4	12456.947	51.32	74.0	22.68	Peak	44.00	300	Horizontal	Pass
4**	12456.947	44.35	54.0	9.65	AV	44.00	300	Horizontal	Pass
5	16096.426	52.16	74.0	21.84	Peak	279.00	100	Horizontal	Pass
5**	16096.426	41.87	54.0	12.13	AV	279.00	100	Horizontal	Pass
6	17422.377	57.98	74.0	16.02	Peak	235.00	100	Horizontal	Pass
6**	17422.377	45.39	54.0	8.61	AV	235.00	100	Horizontal	Pass

11ac20, U-NII-3, 1 GHz to 18 GHz, Middle Channel, ANT V

No.	Frequency (MHz)	Results (dBuV/m)	Limit (dBuV/m)	Margin (dB)	Detector	Table (Degree)	Height (cm)	Antenna	Verdict
1	1332.723	41.61	74.0	32.39	Peak	0.00	300	Vertical	Pass
1**	1332.723	33.29	54.0	20.71	AV	0.00	300	Vertical	Pass
2	1443.327	40.04	74.0	33.96	Peak	178.00	400	Vertical	Pass
2**	1443.327	37.51	54.0	16.49	AV	178.00	400	Vertical	Pass
3	4313.110	48.53	74.0	25.47	Peak	334.00	200	Vertical	Pass
3**	4313.110	37.43	54.0	16.57	AV	334.00	200	Vertical	Pass
4	7594.464	52.00	74.0	22.00	Peak	290.00	100	Vertical	Pass
4**	7594.464	45.43	54.0	8.57	AV	290.00	100	Vertical	Pass
5	12533.731	50.82	74.0	23.18	Peak	163.00	300	Vertical	Pass
5**	12533.731	44.62	54.0	9.38	AV	163.00	300	Vertical	Pass
6	15903.176	55.88	74.0	18.12	Peak	172.00	100	Vertical	Pass
6**	15903.176	48.10	54.0	5.90	AV	172.00	100	Vertical	Pass

11ac20, U-NII-3, 1 GHz to 18 GHz, High Channel, ANT H

No.	Frequency (MHz)	Results (dBuV/m)	Limit (dBuV/m)	Margin (dB)	Detector	Table (Degree)	Height (cm)	Antenna	Verdict
1	1517.428	37.57	74.0	36.43	Peak	248.00	200	Horizontal	Pass
1**	1517.428	30.96	54.0	23.04	AV	248.00	200	Horizontal	Pass
2	4016.508	49.71	74.0	24.29	Peak	154.00	200	Horizontal	Pass
2**	4016.508	38.00	54.0	16.00	AV	154.00	200	Horizontal	Pass
3	7600.124	51.58	74.0	22.42	Peak	107.00	200	Horizontal	Pass
3**	7600.124	43.71	54.0	10.29	AV	107.00	200	Horizontal	Pass
4	12457.489	50.94	74.0	23.06	Peak	234.00	200	Horizontal	Pass
4**	12457.489	42.73	54.0	11.27	AV	234.00	200	Horizontal	Pass
5	16098.806	53.76	74.0	20.24	Peak	40.00	300	Horizontal	Pass
5**	16098.806	44.16	54.0	9.84	AV	40.00	300	Horizontal	Pass
6	17419.852	55.06	74.0	18.94	Peak	338.00	300	Horizontal	Pass
6**	17419.852	49.71	54.0	4.29	AV	338.00	300	Horizontal	Pass

11ac20, U-NII-3, 1 GHz to 18 GHz, High Channel, ANT V

No.	Frequency (MHz)	Results (dBuV/m)	Limit (dBuV/m)	Margin (dB)	Detector	Table (Degree)	Height (cm)	Antenna	Verdict
1	1334.461	44.60	74.0	29.40	Peak	185.00	300	Vertical	Pass
1**	1334.461	32.53	54.0	21.47	AV	185.00	300	Vertical	Pass
2	1442.522	39.92	74.0	34.08	Peak	85.00	400	Vertical	Pass
2**	1442.522	37.58	54.0	16.42	AV	85.00	400	Vertical	Pass
3	4310.326	50.36	74.0	23.64	Peak	36.00	200	Vertical	Pass
3**	4310.326	41.27	54.0	12.73	AV	36.00	200	Vertical	Pass
4	7595.128	54.14	74.0	19.86	Peak	111.00	400	Vertical	Pass
4**	7595.128	44.06	54.0	9.94	AV	111.00	400	Vertical	Pass
5	12534.662	51.52	74.0	22.48	Peak	101.00	400	Vertical	Pass
5**	12534.662	45.96	54.0	8.04	AV	101.00	400	Vertical	Pass
6	15907.953	54.94	74.0	19.06	Peak	28.00	300	Vertical	Pass
6**	15907.953	42.89	54.0	11.11	AV	28.00	300	Vertical	Pass

11ac40, U-NII-3, 1 GHz to 18 GHz, Low Channel, ANT H

No.	Frequency (MHz)	Results (dBuV/m)	Limit (dBuV/m)	Margin (dB)	Detector	Table (Degree)	Height (cm)	Antenna	Verdict
1	1522.423	40.98	74.0	33.02	Peak	35.00	300	Horizontal	Pass
1**	1522.423	30.20	54.0	23.80	AV	35.00	300	Horizontal	Pass
2	4017.687	46.48	74.0	27.52	Peak	269.00	400	Horizontal	Pass
2**	4017.687	34.38	54.0	19.62	AV	269.00	400	Horizontal	Pass
3	7601.463	51.87	74.0	22.13	Peak	20.00	200	Horizontal	Pass
3**	7601.463	44.72	54.0	9.28	AV	20.00	200	Horizontal	Pass
4	12458.557	50.93	74.0	23.07	Peak	101.00	400	Horizontal	Pass
4**	12458.557	42.09	54.0	11.91	AV	101.00	400	Horizontal	Pass
5	16095.528	51.10	74.0	22.90	Peak	318.00	200	Horizontal	Pass
5**	16095.528	42.06	54.0	11.94	AV	318.00	200	Horizontal	Pass
6	17423.344	54.39	74.0	19.61	Peak	268.00	100	Horizontal	Pass
6**	17423.344	46.92	54.0	7.08	AV	268.00	100	Horizontal	Pass

11ac40, U-NII-3, 1 GHz to 18 GHz, Low Channel, ANT V

No.	Frequency (MHz)	Results (dBuV/m)	Limit (dBuV/m)	Margin (dB)	Detector	Table (Degree)	Height (cm)	Antenna	Verdict
1	1336.464	44.93	74.0	29.07	Peak	245.00	300	Vertical	Pass
1**	1336.464	32.70	54.0	21.30	AV	245.00	300	Vertical	Pass
2	1439.840	42.50	74.0	31.50	Peak	100.00	200	Vertical	Pass
2**	1439.840	34.72	54.0	19.28	AV	100.00	200	Vertical	Pass
3	4312.691	46.62	74.0	27.38	Peak	86.00	200	Vertical	Pass
3**	4312.691	39.90	54.0	14.10	AV	86.00	200	Vertical	Pass
4	7595.422	53.77	74.0	20.23	Peak	153.00	300	Vertical	Pass
4**	7595.422	41.71	54.0	12.29	AV	153.00	300	Vertical	Pass
5	12530.968	52.16	74.0	21.84	Peak	12.00	300	Vertical	Pass
5**	12530.968	42.98	54.0	11.02	AV	12.00	300	Vertical	Pass
6	15903.467	55.55	74.0	18.45	Peak	80.00	100	Vertical	Pass
6**	15903.467	47.97	54.0	6.03	AV	80.00	100	Vertical	Pass

11ac40, U-NII-3, 1 GHz to 18 GHz, High Channel, ANT H

No.	Frequency (MHz)	Results (dBuV/m)	Limit (dBuV/m)	Margin (dB)	Detector	Table (Degree)	Height (cm)	Antenna	Verdict
1	1521.294	35.25	74.0	38.75	Peak	144.00	100	Horizontal	Pass
1**	1521.294	28.64	54.0	25.36	AV	144.00	100	Horizontal	Pass
2	4022.635	44.58	74.0	29.42	Peak	16.00	300	Horizontal	Pass
2**	4022.635	35.94	54.0	18.06	AV	16.00	300	Horizontal	Pass
3	7599.937	53.19	74.0	20.81	Peak	207.00	200	Horizontal	Pass
3**	7599.937	41.46	54.0	12.54	AV	207.00	200	Horizontal	Pass
4	12454.400	51.40	74.0	22.60	Peak	19.00	300	Horizontal	Pass
4**	12454.400	46.20	54.0	7.80	AV	19.00	300	Horizontal	Pass
5	16094.109	53.47	74.0	20.53	Peak	291.00	300	Horizontal	Pass
5**	16094.109	42.33	54.0	11.67	AV	291.00	300	Horizontal	Pass
6	17419.560	53.68	74.0	20.32	Peak	248.00	200	Horizontal	Pass
6**	17419.560	47.98	54.0	6.02	AV	248.00	200	Horizontal	Pass

11ac40, U-NII-3, 1 GHz to 18 GHz, High Channel, ANT V

No.	Frequency (MHz)	Results (dBuV/m)	Limit (dBuV/m)	Margin (dB)	Detector	Table (Degree)	Height (cm)	Antenna	Verdict
1	1330.416	44.12	74.0	29.88	Peak	130.00	100	Vertical	Pass
1**	1330.416	35.09	54.0	18.91	AV	130.00	100	Vertical	Pass
2	1436.685	39.51	74.0	34.49	Peak	310.00	300	Vertical	Pass
2**	1436.685	39.90	54.0	14.10	AV	310.00	300	Vertical	Pass
3	4315.037	44.56	74.0	29.44	Peak	196.00	200	Vertical	Pass
3**	4315.037	40.48	54.0	13.52	AV	196.00	200	Vertical	Pass
4	7592.298	51.69	74.0	22.31	Peak	9.00	100	Vertical	Pass
4**	7592.298	43.54	54.0	10.46	AV	9.00	100	Vertical	Pass
5	12538.531	55.57	74.0	18.43	Peak	7.00	100	Vertical	Pass
5**	12538.531	44.62	54.0	9.38	AV	7.00	100	Vertical	Pass
6	15906.027	54.97	74.0	19.03	Peak	199.00	100	Vertical	Pass
6**	15906.027	47.36	54.0	6.64	AV	199.00	100	Vertical	Pass

11ac80, U-NII-3, 1 GHz to 18 GHz, Middle Channel, ANT H

No.	Frequency (MHz)	Results (dBuV/m)	Limit (dBuV/m)	Margin (dB)	Detector	Table (Degree)	Height (cm)	Antenna	Verdict
1	1518.627	38.54	74.0	35.46	Peak	116.00	200	Horizontal	Pass
1**	1518.627	30.82	54.0	23.18	AV	116.00	200	Horizontal	Pass
2	4021.163	48.70	74.0	25.30	Peak	48.00	300	Horizontal	Pass
2**	4021.163	39.53	54.0	14.47	AV	48.00	300	Horizontal	Pass
3	7598.235	50.51	74.0	23.49	Peak	255.00	200	Horizontal	Pass
3**	7598.235	40.66	54.0	13.34	AV	255.00	200	Horizontal	Pass
4	12456.151	56.05	74.0	17.95	Peak	192.00	200	Horizontal	Pass
4**	12456.151	43.05	54.0	10.95	AV	192.00	200	Horizontal	Pass
5	16096.405	51.64	74.0	22.36	Peak	118.00	100	Horizontal	Pass
5**	16096.405	45.46	54.0	8.54	AV	118.00	100	Horizontal	Pass
6	17422.105	55.23	74.0	18.77	Peak	340.00	300	Horizontal	Pass
6**	17422.105	46.05	54.0	7.95	AV	340.00	300	Horizontal	Pass

11ac80, U-NII-3, 1 GHz to 18 GHz, Middle Channel, ANT V

No.	Frequency (MHz)	Results (dBuV/m)	Limit (dBuV/m)	Margin (dB)	Detector	Table (Degree)	Height (cm)	Antenna	Verdict
1	1331.675	44.19	74.0	29.81	Peak	253.00	100	Vertical	Pass
1**	1331.675	34.01	54.0	19.99	AV	253.00	100	Vertical	Pass
2	1438.459	40.95	74.0	33.05	Peak	72.00	100	Vertical	Pass
2**	1438.459	37.01	54.0	16.99	AV	72.00	100	Vertical	Pass
3	4314.126	49.61	74.0	24.39	Peak	78.00	200	Vertical	Pass
3**	4314.126	39.96	54.0	14.04	AV	78.00	200	Vertical	Pass
4	7591.089	53.31	74.0	20.69	Peak	298.00	400	Vertical	Pass
4**	7591.089	44.23	54.0	9.77	AV	298.00	400	Vertical	Pass
5	12533.204	54.91	74.0	19.09	Peak	224.00	100	Vertical	Pass
5**	12533.204	44.92	54.0	9.08	AV	224.00	100	Vertical	Pass
6	15903.853	55.35	74.0	18.65	Peak	186.00	100	Vertical	Pass
6**	15903.853	46.66	54.0	7.34	AV	186.00	100	Vertical	Pass

11ax20(SU), U-NII-3, 1 GHz to 18 GHz, Low Channel, ANT H

No.	Frequency (MHz)	Results (dBuV/m)	Limit (dBuV/m)	Margin (dB)	Detector	Table (Degree)	Height (cm)	Antenna	Verdict
1	1517.442	39.25	74.0	34.75	Peak	114.00	100	Horizontal	Pass
1**	1517.442	28.83	54.0	25.17	AV	114.00	100	Horizontal	Pass
2	4016.554	48.01	74.0	25.99	Peak	296.00	200	Horizontal	Pass
2**	4016.554	35.08	54.0	18.92	AV	296.00	200	Horizontal	Pass
3	7602.265	54.94	74.0	19.06	Peak	80.00	200	Horizontal	Pass
3**	7602.265	46.25	54.0	7.75	AV	80.00	200	Horizontal	Pass
4	12452.545	54.69	74.0	19.31	Peak	75.00	400	Horizontal	Pass
4**	12452.545	44.41	54.0	9.59	AV	75.00	400	Horizontal	Pass
5	16097.422	53.21	74.0	20.79	Peak	135.00	100	Horizontal	Pass
5**	16097.422	41.95	54.0	12.05	AV	135.00	100	Horizontal	Pass
6	17417.633	55.99	74.0	18.01	Peak	188.00	100	Horizontal	Pass
6**	17417.633	45.53	54.0	8.47	AV	188.00	100	Horizontal	Pass

11ax20(SU), U-NII-3, 1 GHz to 18 GHz, Low Channel, ANT V

No.	Frequency (MHz)	Results (dBuV/m)	Limit (dBuV/m)	Margin (dB)	Detector	Table (Degree)	Height (cm)	Antenna	Verdict
1	1330.594	42.59	74.0	31.41	Peak	159.00	200	Vertical	Pass
1**	1330.594	31.24	54.0	22.76	AV	159.00	200	Vertical	Pass
2	1436.811	40.15	74.0	33.85	Peak	162.00	200	Vertical	Pass
2**	1436.811	34.48	54.0	19.52	AV	162.00	200	Vertical	Pass
3	4312.813	47.37	74.0	26.63	Peak	270.00	200	Vertical	Pass
3**	4312.813	39.33	54.0	14.67	AV	270.00	200	Vertical	Pass
4	7594.750	52.51	74.0	21.49	Peak	306.00	400	Vertical	Pass
4**	7594.750	41.85	54.0	12.15	AV	306.00	400	Vertical	Pass
5	12533.391	53.87	74.0	20.13	Peak	239.00	300	Vertical	Pass
5**	12533.391	40.74	54.0	13.26	AV	239.00	300	Vertical	Pass
6	15909.879	56.80	74.0	17.20	Peak	187.00	200	Vertical	Pass
6**	15909.879	42.75	54.0	11.25	AV	187.00	200	Vertical	Pass

11ax20(SU), U-NII-3, 1 GHz to 18 GHz, Middle Channel, ANT H

No.	Frequency (MHz)	Results (dBuV/m)	Limit (dBuV/m)	Margin (dB)	Detector	Table (Degree)	Height (cm)	Antenna	Verdict
1	1522.640	37.84	74.0	36.16	Peak	359.00	300	Horizontal	Pass
1**	1522.640	32.44	54.0	21.56	AV	359.00	300	Horizontal	Pass
2	4022.878	49.38	74.0	24.62	Peak	212.00	200	Horizontal	Pass
2**	4022.878	39.05	54.0	14.95	AV	212.00	200	Horizontal	Pass
3	7598.071	53.75	74.0	20.25	Peak	139.00	200	Horizontal	Pass
3**	7598.071	42.74	54.0	11.26	AV	139.00	200	Horizontal	Pass
4	12453.276	56.45	74.0	17.55	Peak	241.00	100	Horizontal	Pass
4**	12453.276	42.96	54.0	11.04	AV	241.00	100	Horizontal	Pass
5	16091.931	56.24	74.0	17.76	Peak	339.00	200	Horizontal	Pass
5**	16091.931	44.96	54.0	9.04	AV	339.00	200	Horizontal	Pass
6	17422.071	54.14	74.0	19.86	Peak	194.00	300	Horizontal	Pass
6**	17422.071	45.30	54.0	8.70	AV	194.00	300	Horizontal	Pass

11ax20(SU), U-NII-3, 1 GHz to 18 GHz, Middle Channel, ANT V

No.	Frequency (MHz)	Results (dBuV/m)	Limit (dBuV/m)	Margin (dB)	Detector	Table (Degree)	Height (cm)	Antenna	Verdict
1	1329.522	47.35	74.0	26.65	Peak	268.00	400	Vertical	Pass
1**	1329.522	35.17	54.0	18.83	AV	268.00	400	Vertical	Pass
2	1438.607	40.76	74.0	33.24	Peak	308.00	200	Vertical	Pass
2**	1438.607	37.20	54.0	16.80	AV	308.00	200	Vertical	Pass
3	4308.661	45.82	74.0	28.18	Peak	3.00	200	Vertical	Pass
3**	4308.661	39.60	54.0	14.40	AV	3.00	200	Vertical	Pass
4	7594.348	53.65	74.0	20.35	Peak	360.00	100	Vertical	Pass
4**	7594.348	45.08	54.0	8.92	AV	360.00	100	Vertical	Pass
5	12534.742	53.89	74.0	20.11	Peak	22.00	400	Vertical	Pass
5**	12534.742	42.57	54.0	11.43	AV	22.00	400	Vertical	Pass
6	15909.114	55.66	74.0	18.34	Peak	72.00	200	Vertical	Pass
6**	15909.114	46.85	54.0	7.15	AV	72.00	200	Vertical	Pass

11ax20(SU), U-NII-3, 1 GHz to 18 GHz, High Channel, ANT H

No.	Frequency (MHz)	Results (dBuV/m)	Limit (dBuV/m)	Margin (dB)	Detector	Table (Degree)	Height (cm)	Antenna	Verdict
1	1518.999	39.42	74.0	34.58	Peak	243.00	100	Horizontal	Pass
1**	1518.999	29.90	54.0	24.10	AV	243.00	100	Horizontal	Pass
2	4021.881	46.13	74.0	27.87	Peak	183.00	300	Horizontal	Pass
2**	4021.881	34.34	54.0	19.66	AV	183.00	300	Horizontal	Pass
3	7594.526	51.41	74.0	22.59	Peak	308.00	200	Horizontal	Pass
3**	7594.526	44.23	54.0	9.77	AV	308.00	200	Horizontal	Pass
4	12453.269	50.82	74.0	23.18	Peak	160.00	400	Horizontal	Pass
4**	12453.269	41.37	54.0	12.63	AV	160.00	400	Horizontal	Pass
5	16093.303	54.44	74.0	19.56	Peak	282.00	200	Horizontal	Pass
5**	16093.303	43.75	54.0	10.25	AV	282.00	200	Horizontal	Pass
6	17419.625	55.15	74.0	18.85	Peak	305.00	100	Horizontal	Pass
6**	17419.625	45.01	54.0	8.99	AV	305.00	100	Horizontal	Pass

11ax20(SU), U-NII-3, 1 GHz to 18 GHz, High Channel, ANT V

No.	Frequency (MHz)	Results (dBuV/m)	Limit (dBuV/m)	Margin (dB)	Detector	Table (Degree)	Height (cm)	Antenna	Verdict
1	1335.353	46.69	74.0	27.31	Peak	167.00	400	Vertical	Pass
1**	1335.353	32.69	54.0	21.31	AV	167.00	400	Vertical	Pass
2	1438.363	40.15	74.0	33.85	Peak	109.00	100	Vertical	Pass
2**	1438.363	34.71	54.0	19.29	AV	109.00	100	Vertical	Pass
3	4309.346	49.82	74.0	24.18	Peak	42.00	200	Vertical	Pass
3**	4309.346	40.29	54.0	13.71	AV	42.00	200	Vertical	Pass
4	7592.536	52.51	74.0	21.49	Peak	286.00	100	Vertical	Pass
4**	7592.536	44.46	54.0	9.54	AV	286.00	100	Vertical	Pass
5	12537.241	53.37	74.0	20.63	Peak	113.00	100	Vertical	Pass
5**	12537.241	43.74	54.0	10.26	AV	113.00	100	Vertical	Pass
6	15907.335	53.57	74.0	20.43	Peak	183.00	400	Vertical	Pass
6**	15907.335	45.42	54.0	8.58	AV	183.00	400	Vertical	Pass

11ax40(SU), U-NII-3, 1 GHz to 18 GHz, Low Channel, ANT H

No.	Frequency (MHz)	Results (dBuV/m)	Limit (dBuV/m)	Margin (dB)	Detector	Table (Degree)	Height (cm)	Antenna	Verdict
1	1517.358	40.09	74.0	33.91	Peak	207.00	400	Horizontal	Pass
1**	1517.358	30.99	54.0	23.01	AV	207.00	400	Horizontal	Pass
2	4019.734	49.11	74.0	24.89	Peak	215.00	300	Horizontal	Pass
2**	4019.734	37.08	54.0	16.92	AV	215.00	300	Horizontal	Pass
3	7601.499	52.20	74.0	21.80	Peak	236.00	200	Horizontal	Pass
3**	7601.499	41.27	54.0	12.73	AV	236.00	200	Horizontal	Pass
4	12452.441	51.69	74.0	22.31	Peak	167.00	400	Horizontal	Pass
4**	12452.441	46.09	54.0	7.91	AV	167.00	400	Horizontal	Pass
5	16096.581	50.68	74.0	23.32	Peak	256.00	300	Horizontal	Pass
5**	16096.581	43.93	54.0	10.07	AV	256.00	300	Horizontal	Pass
6	17421.473	53.51	74.0	20.49	Peak	333.00	300	Horizontal	Pass
6**	17421.473	48.27	54.0	5.73	AV	333.00	300	Horizontal	Pass

11ax40(SU), U-NII-3, 1 GHz to 18 GHz, Low Channel, ANT V

No.	Frequency (MHz)	Results (dBuV/m)	Limit (dBuV/m)	Margin (dB)	Detector	Table (Degree)	Height (cm)	Antenna	Verdict
1	1334.441	47.13	74.0	26.87	Peak	333.00	300	Vertical	Pass
1**	1334.441	33.90	54.0	20.10	AV	333.00	300	Vertical	Pass
2	1440.982	44.53	74.0	29.47	Peak	137.00	400	Vertical	Pass
2**	1440.982	36.84	54.0	17.16	AV	137.00	400	Vertical	Pass
3	4312.070	47.91	74.0	26.09	Peak	206.00	200	Vertical	Pass
3**	4312.070	39.81	54.0	14.19	AV	206.00	200	Vertical	Pass
4	7598.190	53.44	74.0	20.56	Peak	164.00	200	Vertical	Pass
4**	7598.190	46.52	54.0	7.48	AV	164.00	200	Vertical	Pass
5	12530.961	54.92	74.0	19.08	Peak	83.00	200	Vertical	Pass
5**	12530.961	41.20	54.0	12.80	AV	83.00	200	Vertical	Pass
6	15907.955	53.10	74.0	20.90	Peak	17.00	100	Vertical	Pass
6**	15907.955	43.49	54.0	10.51	AV	17.00	100	Vertical	Pass

11ax40(SU), U-NII-3, 1 GHz to 18 GHz, High Channel, ANT H

No.	Frequency (MHz)	Results (dBuV/m)	Limit (dBuV/m)	Margin (dB)	Detector	Table (Degree)	Height (cm)	Antenna	Verdict
1	1523.486	35.50	74.0	38.50	Peak	225.00	200	Horizontal	Pass
1**	1523.486	29.30	54.0	24.70	AV	225.00	200	Horizontal	Pass
2	4020.563	46.92	74.0	27.08	Peak	155.00	300	Horizontal	Pass
2**	4020.563	36.49	54.0	17.51	AV	155.00	300	Horizontal	Pass
3	7595.651	53.87	74.0	20.13	Peak	211.00	200	Horizontal	Pass
3**	7595.651	44.00	54.0	10.00	AV	211.00	200	Horizontal	Pass
4	12452.994	55.86	74.0	18.14	Peak	332.00	100	Horizontal	Pass
4**	12452.994	45.41	54.0	8.59	AV	332.00	100	Horizontal	Pass
5	16095.542	52.84	74.0	21.16	Peak	337.00	200	Horizontal	Pass
5**	16095.542	43.65	54.0	10.35	AV	337.00	200	Horizontal	Pass
6	17421.333	57.39	74.0	16.61	Peak	59.00	100	Horizontal	Pass
6**	17421.333	49.62	54.0	4.38	AV	59.00	100	Horizontal	Pass

11ax40(SU), U-NII-3, 1 GHz to 18 GHz, High Channel, ANT V

No.	Frequency (MHz)	Results (dBuV/m)	Limit (dBuV/m)	Margin (dB)	Detector	Table (Degree)	Height (cm)	Antenna	Verdict
1	1334.328	47.13	74.0	26.87	Peak	26.00	200	Vertical	Pass
1**	1334.328	30.77	54.0	23.23	AV	26.00	200	Vertical	Pass
2	1442.118	39.52	74.0	34.48	Peak	20.00	200	Vertical	Pass
2**	1442.118	34.57	54.0	19.43	AV	20.00	200	Vertical	Pass
3	4314.956	47.38	74.0	26.62	Peak	12.00	200	Vertical	Pass
3**	4314.956	36.82	54.0	17.18	AV	12.00	200	Vertical	Pass
4	7593.681	51.52	74.0	22.48	Peak	355.00	300	Vertical	Pass
4**	7593.681	40.66	54.0	13.34	AV	355.00	300	Vertical	Pass
5	12533.869	51.07	74.0	22.93	Peak	259.00	300	Vertical	Pass
5**	12533.869	43.64	54.0	10.36	AV	259.00	300	Vertical	Pass
6	15906.805	57.46	74.0	16.54	Peak	49.00	200	Vertical	Pass
6**	15906.805	45.17	54.0	8.83	AV	49.00	200	Vertical	Pass

11ax80(SU), U-NII-3, 1 GHz to 18 GHz, Middle Channel, ANT H

No.	Frequency (MHz)	Results (dBuV/m)	Limit (dBuV/m)	Margin (dB)	Detector	Table (Degree)	Height (cm)	Antenna	Verdict
1	1522.999	36.75	74.0	37.25	Peak	348.00	400	Horizontal	Pass
1**	1522.999	27.77	54.0	26.23	AV	348.00	400	Horizontal	Pass
2	4021.775	48.77	74.0	25.23	Peak	219.00	100	Horizontal	Pass
2**	4021.775	39.19	54.0	14.81	AV	219.00	100	Horizontal	Pass
3	7601.918	54.82	74.0	19.18	Peak	62.00	200	Horizontal	Pass
3**	7601.918	45.04	54.0	8.96	AV	62.00	200	Horizontal	Pass
4	12456.715	55.21	74.0	18.79	Peak	57.00	100	Horizontal	Pass
4**	12456.715	43.36	54.0	10.64	AV	57.00	100	Horizontal	Pass
5	16096.527	54.79	74.0	19.21	Peak	89.00	300	Horizontal	Pass
5**	16096.527	42.13	54.0	11.87	AV	89.00	300	Horizontal	Pass
6	17418.246	54.42	74.0	19.58	Peak	317.00	100	Horizontal	Pass
6**	17418.246	48.60	54.0	5.40	AV	317.00	100	Horizontal	Pass

11ax80(SU), U-NII-3, 1 GHz to 18 GHz, Middle Channel, ANT V

No.	Frequency (MHz)	Results (dBuV/m)	Limit (dBuV/m)	Margin (dB)	Detector	Table (Degree)	Height (cm)	Antenna	Verdict
1	1334.772	45.66	74.0	28.34	Peak	316.00	200	Vertical	Pass
1**	1334.772	36.74	54.0	17.26	AV	316.00	200	Vertical	Pass
2	1441.595	42.34	74.0	31.66	Peak	157.00	300	Vertical	Pass
2**	1441.595	35.98	54.0	18.02	AV	157.00	300	Vertical	Pass
3	4314.197	48.19	74.0	25.81	Peak	40.00	200	Vertical	Pass
3**	4314.197	37.99	54.0	16.01	AV	40.00	200	Vertical	Pass
4	7591.822	53.31	74.0	20.69	Peak	20.00	200	Vertical	Pass
4**	7591.822	45.65	54.0	8.35	AV	20.00	200	Vertical	Pass
5	12537.500	53.12	74.0	20.88	Peak	33.00	300	Vertical	Pass
5**	12537.500	46.46	54.0	7.54	AV	33.00	300	Vertical	Pass
6	15906.038	53.08	74.0	20.92	Peak	47.00	300	Vertical	Pass
6**	15906.038	45.17	54.0	8.83	AV	47.00	300	Vertical	Pass

A.6.2 Band Edge (Restricted-band)

Test Band	Mode	Channel	Verdict
U-NII-1	802.11a	Low	Pass
		High	Pass
	802.11n(HT20)	Low	Pass
		High	Pass
	802.11n(HT40)	Low	Pass
		High	Pass
	802.11ac(VHT20)	Low	Pass
		High	Pass
	802.11ac(VHT40)	Low	Pass
		High	Pass
	802.11ac(VHT80)	Middle	Pass
	802.11ac(VHT160)	Middle	Pass
	802.11ax(HE20)(SU)	Low	Pass
		High	Pass
	802.11ax(HE40)(SU)	Low	Pass
		High	Pass
	802.11ax(HE80)(SU)	Middle	Pass
	802.11ax(HE160)(SU)	Middle	Pass
U-NII-2A	802.11a	Low	Pass
		High	Pass
	802.11n(HT20)	Low	Pass
		High	Pass
	802.11n(HT40)	Low	Pass
		High	Pass
	802.11ac(VHT20)	Low	Pass
		High	Pass
	802.11ac(VHT40)	Low	Pass
		High	Pass
	802.11ac(VHT80)	Middle	Pass
	802.11ax(HE20)(SU)	Low	Pass
		High	Pass
	802.11ax(HE40)(SU)	Low	Pass
		High	Pass
	802.11ax(HE80)(SU)	Middle	Pass
U-NII-2C	802.11a	Low	Pass
		High	Pass
	802.11n(HT20)	Low	Pass
		High	Pass
	802.11n(HT40)	Low	Pass
		High	Pass

	802.11ac(VHT20)	Low	Pass
		High	Pass
	802.11ac(VHT40)	Low	Pass
		High	Pass
	802.11ac(VHT80)	Low	Pass
		High	Pass
	802.11ac(VHT160)	Middle	Pass
	802.11ax(HE20)(SU)	Low	Pass
		High	Pass
	802.11ax(HE40)(SU)	Low	Pass
		High	Pass
	802.11ax(HE80)(SU)	Low	Pass
		High	Pass
	802.11ax(HE160)(SU)	Middle	Pass
U-NII-3	802.11a	Low	Pass
		High	Pass
	802.11n(HT20)	Low	Pass
		High	Pass
	802.11n(HT40)	Low	Pass
		High	Pass
	802.11ac(VHT20)	Low	Pass
		High	Pass
	802.11ac(VHT40)	Low	Pass
		High	Pass
	802.11ac(VHT80)	Middle	Pass
	802.11ax(HE20)(SU)	Low	Pass
		High	Pass
	802.11ax(HE40)(SU)	Low	Pass
		High	Pass
	802.11ax(HE80)(SU)	Middle	Pass

Test Data

U-NII-1 11a Low Channel

No.	Frequency (MHz)	Results (dBuV/m)	Limit (dBuV/m)	Margin (dB)	Detector	Table (Degree)	Height (cm)	Antenna	Verdict
1	5128.333	56.31	74.0	17.69	Peak	114.00	100	Horizontal	Pass
1**	5128.333	45.08	54.0	8.92	AV	114.00	100	Horizontal	Pass
2	5150.000	55.68	74.0	18.32	Peak	206.00	100	Horizontal	Pass
2**	5150.000	44.98	54.0	9.02	AV	206.00	100	Horizontal	Pass

U-NII-1 11a High Channel

No.	Frequency (MHz)	Results (dBuV/m)	Limit (dBuV/m)	Margin (dB)	Detector	Table (Degree)	Height (cm)	Antenna	Verdict
1	5350.000	56.46	74.0	17.54	Peak	145.00	100	Horizontal	Pass
1**	5350.000	45.42	54.0	8.58	AV	145.00	100	Horizontal	Pass
2	5351.467	56.70	74.0	17.30	Peak	265.00	100	Horizontal	Pass
2**	5351.467	45.38	54.0	8.62	AV	265.00	100	Horizontal	Pass

U-NII-1 11n20 Low Channel

No.	Frequency (MHz)	Results (dBuV/m)	Limit (dBuV/m)	Margin (dB)	Detector	Table (Degree)	Height (cm)	Antenna	Verdict
1	4914.916	56.64	74.0	17.36	Peak	338.00	200	Horizontal	Pass
1**	4914.916	44.13	54.0	9.87	AV	338.00	200	Horizontal	Pass
2	5150.000	55.00	74.0	19.00	Peak	304.00	200	Horizontal	Pass
2**	5150.000	45.13	54.0	8.87	AV	304.00	200	Horizontal	Pass

U-NII-1 11n20 High Channel

No.	Frequency (MHz)	Results (dBuV/m)	Limit (dBuV/m)	Margin (dB)	Detector	Table (Degree)	Height (cm)	Antenna	Verdict
1	5350.000	55.82	74.0	18.18	Peak	142.00	200	Horizontal	Pass
1**	5350.000	45.38	54.0	8.62	AV	142.00	200	Horizontal	Pass
2	5358.433	57.06	74.0	16.94	Peak	272.00	200	Horizontal	Pass
2**	5358.433	44.94	54.0	9.06	AV	272.00	200	Horizontal	Pass

U-NII-1 11n40 Low Channel

No.	Frequency (MHz)	Results (dBuV/m)	Limit (dBuV/m)	Margin (dB)	Detector	Table (Degree)	Height (cm)	Antenna	Verdict
1	5147.833	58.78	74.0	15.22	Peak	200.00	100	Horizontal	Pass
1**	5147.833	47.71	54.0	6.29	AV	200.00	100	Horizontal	Pass
2	5150.000	57.45	74.0	16.55	Peak	168.00	150	Horizontal	Pass
2**	5150.000	47.86	54.0	6.14	AV	168.00	150	Horizontal	Pass

U-NII-1 11n40 High Channel

No.	Frequency (MHz)	Results (dBuV/m)	Limit (dBuV/m)	Margin (dB)	Detector	Table (Degree)	Height (cm)	Antenna	Verdict
1	5350.000	56.13	74.0	17.87	Peak	100.00	100	Horizontal	Pass
1**	5350.000	45.51	54.0	8.49	AV	100.00	100	Horizontal	Pass
2	5380.250	57.02	74.0	16.98	Peak	136.00	150	Horizontal	Pass
2**	5380.250	44.79	54.0	9.21	AV	136.00	150	Horizontal	Pass

U-NII-1 11ac20 Low Channel

No.	Frequency (MHz)	Results (dBuV/m)	Limit (dBuV/m)	Margin (dB)	Detector	Table (Degree)	Height (cm)	Antenna	Verdict
1	5148.917	56.28	74.0	17.72	Peak	177.00	150	Horizontal	Pass
1**	5148.917	45.06	54.0	8.94	AV	177.00	150	Horizontal	Pass
2	5150.000	55.05	74.0	18.95	Peak	36.00	150	Horizontal	Pass
2**	5150.000	45.05	54.0	8.95	AV	36.00	150	Horizontal	Pass

U-NII-1 11ac20 High Channel

No.	Frequency (MHz)	Results (dBuV/m)	Limit (dBuV/m)	Margin (dB)	Detector	Table (Degree)	Height (cm)	Antenna	Verdict
1	5350.000	55.77	74.0	18.23	Peak	231.00	150	Horizontal	Pass
1**	5350.000	45.47	54.0	8.53	AV	231.00	150	Horizontal	Pass
2	5350.917	57.76	74.0	16.24	Peak	215.00	150	Horizontal	Pass
2**	5350.917	45.29	54.0	8.71	AV	215.00	150	Horizontal	Pass

U-NII-1 11ac40 Low Channel

No.	Frequency (MHz)	Results (dBuV/m)	Limit (dBuV/m)	Margin (dB)	Detector	Table (Degree)	Height (cm)	Antenna	Verdict
1	5148.917	58.68	74.0	15.32	Peak	212.00	100	Horizontal	Pass
1**	5148.917	47.53	54.0	6.47	AV	212.00	100	Horizontal	Pass
2	5150.000	59.15	74.0	14.85	Peak	212.00	100	Horizontal	Pass
2**	5150.000	47.78	54.0	6.22	AV	212.00	100	Horizontal	Pass

U-NII-1 11ac40 High Channel

No.	Frequency (MHz)	Results (dBuV/m)	Limit (dBuV/m)	Margin (dB)	Detector	Table (Degree)	Height (cm)	Antenna	Verdict
1	5350.000	56.34	74.0	17.66	Peak	350.00	150	Horizontal	Pass
1**	5350.000	45.51	54.0	8.49	AV	350.00	150	Horizontal	Pass
2	5362.100	57.05	74.0	16.95	Peak	236.00	150	Horizontal	Pass
2**	5362.100	44.83	54.0	9.17	AV	236.00	150	Horizontal	Pass

U-NII-1 11ac80 Middle Channel

No.	Frequency (MHz)	Results (dBuV/m)	Limit (dBuV/m)	Margin (dB)	Detector	Table (Degree)	Height (cm)	Antenna	Verdict
1	5135.917	61.22	74.0	12.78	Peak	204.00	200	Horizontal	Pass
1**	5135.917	49.68	54.0	4.32	AV	204.00	200	Horizontal	Pass
2	5150.000	62.06	74.0	11.94	Peak	211.00	150	Horizontal	Pass
2**	5150.000	50.31	54.0	3.69	AV	211.00	150	Horizontal	Pass

U-NII-1 11ac80 Middle Channel

No.	Frequency (MHz)	Results (dBuV/m)	Limit (dBuV/m)	Margin (dB)	Detector	Table (Degree)	Height (cm)	Antenna	Verdict
1	5350.000	56.12	74.0	17.88	Peak	280.00	200	Horizontal	Pass
1**	5350.000	46.09	54.0	7.91	AV	280.00	200	Horizontal	Pass
2	5362.283	56.98	74.0	17.02	Peak	265.00	200	Horizontal	Pass
2**	5362.283	45.35	54.0	8.65	AV	265.00	200	Horizontal	Pass

U-NII-1 11ac160 Middle Channel

No.	Frequency (MHz)	Results (dBuV/m)	Limit (dBuV/m)	Margin (dB)	Detector	Table (Degree)	Height (cm)	Antenna	Verdict
1	5127.250	59.81	74.0	14.19	Peak	164.00	100	Horizontal	Pass
1**	5127.250	47.56	54.0	6.44	AV	164.00	100	Horizontal	Pass
2	5150.000	58.18	74.0	15.82	Peak	127.00	100	Horizontal	Pass
2**	5150.000	46.45	54.0	7.55	AV	127.00	100	Horizontal	Pass

U-NII-1 11ac160 Middle Channel

No.	Frequency (MHz)	Results (dBuV/m)	Limit (dBuV/m)	Margin (dB)	Detector	Table (Degree)	Height (cm)	Antenna	Verdict
1	5350.000	60.10	74.0	13.90	Peak	122.00	150	Horizontal	Pass
1**	5350.000	48.87	54.0	5.13	AV	122.00	150	Horizontal	Pass
2	5354.584	62.21	74.0	11.79	Peak	117.00	200	Horizontal	Pass
2**	5354.584	50.02	54.0	3.98	AV	117.00	200	Horizontal	Pass
3	5355.500	61.64	74.0	12.36	Peak	124.00	100	Horizontal	Pass
3**	5355.500	50.27	54.0	3.73	AV	124.00	100	Horizontal	Pass

U-NII-1 11ax20(SU) Low Channel

No.	Frequency (MHz)	Results (dBuV/m)	Limit (dBuV/m)	Margin (dB)	Detector	Table (Degree)	Height (cm)	Antenna	Verdict
1	5148.917	66.08	74.0	7.92	Peak	212.00	200	Horizontal	Pass
1**	5148.917	46.76	54.0	7.24	AV	212.00	200	Horizontal	Pass
2	5150.000	64.94	74.0	9.06	Peak	215.00	100	Horizontal	Pass
2**	5150.000	47.52	54.0	6.48	AV	215.00	100	Horizontal	Pass

U-NII-1 11ax20(SU) High Channel

No.	Frequency (MHz)	Results (dBuV/m)	Limit (dBuV/m)	Margin (dB)	Detector	Table (Degree)	Height (cm)	Antenna	Verdict
1	5350.000	56.36	74.0	17.64	Peak	223.00	200	Horizontal	Pass
1**	5350.000	45.27	54.0	8.73	AV	223.00	200	Horizontal	Pass
2	5380.250	56.84	74.0	17.16	Peak	91.00	150	Horizontal	Pass
2**	5380.250	45.10	54.0	8.90	AV	91.00	150	Horizontal	Pass

U-NII-1 11ax40(SU) Low Channel

No.	Frequency (MHz)	Results (dBuV/m)	Limit (dBuV/m)	Margin (dB)	Detector	Table (Degree)	Height (cm)	Antenna	Verdict
1	5143.500	64.99	74.0	9.01	Peak	125.00	150	Horizontal	Pass
1**	5143.500	47.32	54.0	6.68	AV	125.00	150	Horizontal	Pass
2	5150.000	62.23	74.0	11.77	Peak	171.00	100	Horizontal	Pass
2**	5150.000	48.17	54.0	5.83	AV	171.00	100	Horizontal	Pass

U-NII-1 11ax40(SU) High Channel

No.	Frequency (MHz)	Results (dBuV/m)	Limit (dBuV/m)	Margin (dB)	Detector	Table (Degree)	Height (cm)	Antenna	Verdict
1	5350.000	55.65	74.0	18.35	Peak	324.00	200	Horizontal	Pass
1**	5350.000	45.33	54.0	8.67	AV	324.00	200	Horizontal	Pass
2	5377.867	56.64	74.0	17.36	Peak	319.00	200	Horizontal	Pass
2**	5377.867	44.57	54.0	9.43	AV	319.00	200	Horizontal	Pass

U-NII-1 11ax80(SU) Middle Channel

No.	Frequency (MHz)	Results (dBuV/m)	Limit (dBuV/m)	Margin (dB)	Detector	Table (Degree)	Height (cm)	Antenna	Verdict
1	5148.917	62.70	74.0	11.30	Peak	133.00	200	Horizontal	Pass
1**	5148.917	49.25	54.0	4.75	AV	133.00	200	Horizontal	Pass
2	5150.000	62.20	74.0	11.80	Peak	167.00	100	Horizontal	Pass
2**	5150.000	50.41	54.0	3.59	AV	167.00	100	Horizontal	Pass
3	5134.834	60.22	74.0	13.78	Peak	169.00	100	Horizontal	Pass
3**	5134.834	50.54	54.0	3.46	AV	169.00	100	Horizontal	Pass

U-NII-1 11ax80(SU) Middle Channel

No.	Frequency (MHz)	Results (dBuV/m)	Limit (dBuV/m)	Margin (dB)	Detector	Table (Degree)	Height (cm)	Antenna	Verdict
1	5350.000	57.25	74.0	16.75	Peak	195.00	200	Horizontal	Pass
1**	5350.000	46.60	54.0	7.40	AV	195.00	200	Horizontal	Pass
2	5353.667	58.70	74.0	15.30	Peak	204.00	150	Horizontal	Pass
2**	5353.667	46.36	54.0	7.64	AV	204.00	150	Horizontal	Pass

U-NII-1 11ax160(SU) Middle Channel

No.	Frequency (MHz)	Results (dBuV/m)	Limit (dBuV/m)	Margin (dB)	Detector	Table (Degree)	Height (cm)	Antenna	Verdict
1	5091.500	60.06	74.0	13.94	Peak	159.00	100	Horizontal	Pass
1**	5091.500	45.50	54.0	8.50	AV	159.00	100	Horizontal	Pass
2	5150.000	56.63	74.0	17.37	Peak	121.00	100	Horizontal	Pass
2**	5150.000	46.46	54.0	7.54	AV	121.00	100	Horizontal	Pass

U-NII-1 11ax160(SU) Middle Channel

No.	Frequency (MHz)	Results (dBuV/m)	Limit (dBuV/m)	Margin (dB)	Detector	Table (Degree)	Height (cm)	Antenna	Verdict
1	5350.000	60.28	74.0	13.72	Peak	114.00	150	Horizontal	Pass
1**	5350.000	49.41	54.0	4.59	AV	114.00	150	Horizontal	Pass
2	5374.567	64.25	74.0	9.75	Peak	120.00	200	Horizontal	Pass
2**	5374.567	49.12	54.0	4.88	AV	120.00	200	Horizontal	Pass
3	5377.867	61.97	74.0	12.03	Peak	117.00	100	Horizontal	Pass
3**	5377.867	50.75	54.0	3.25	AV	117.00	100	Horizontal	Pass

U-NII-2A 11a Low Channel

No.	Frequency (MHz)	Results (dBuV/m)	Limit (dBuV/m)	Margin (dB)	Detector	Table (Degree)	Height (cm)	Antenna	Verdict
1	5102.333	56.23	74.0	17.77	Peak	133.00	150	Horizontal	Pass
1**	5102.333	44.02	54.0	9.98	AV	133.00	150	Horizontal	Pass
2	5150.000	55.32	74.0	18.68	Peak	357.00	100	Horizontal	Pass
2**	5150.000	44.53	54.0	9.47	AV	357.00	100	Horizontal	Pass

U-NII-2A 11a High Channel

No.	Frequency (MHz)	Results (dBuV/m)	Limit (dBuV/m)	Margin (dB)	Detector	Table (Degree)	Height (cm)	Antenna	Verdict
1	5350.000	55.87	74.0	18.13	Peak	99.00	150	Horizontal	Pass
1**	5350.000	46.71	54.0	7.29	AV	99.00	150	Horizontal	Pass
2	5359.166	57.89	74.0	16.11	Peak	13.00	100	Horizontal	Pass
2**	5359.166	45.81	54.0	8.19	AV	13.00	100	Horizontal	Pass

U-NII-2A 11n20 Low Channel

No.	Frequency (MHz)	Results (dBuV/m)	Limit (dBuV/m)	Margin (dB)	Detector	Table (Degree)	Height (cm)	Antenna	Verdict
1	4838.000	56.61	74.0	17.39	Peak	118.00	200	Horizontal	Pass
1**	4838.000	44.16	54.0	9.84	AV	118.00	200	Horizontal	Pass
2	5150.000	54.98	74.0	19.02	Peak	325.00	100	Horizontal	Pass
2**	5150.000	44.54	54.0	9.46	AV	325.00	100	Horizontal	Pass

U-NII-2A 11n20 High Channel

No.	Frequency (MHz)	Results (dBuV/m)	Limit (dBuV/m)	Margin (dB)	Detector	Table (Degree)	Height (cm)	Antenna	Verdict
1	5350.000	57.05	74.0	16.95	Peak	211.00	150	Horizontal	Pass
1**	5350.000	46.74	54.0	7.26	AV	211.00	150	Horizontal	Pass
2	5379.700	58.00	74.0	16.00	Peak	199.00	100	Horizontal	Pass
2**	5379.700	45.66	54.0	8.34	AV	199.00	100	Horizontal	Pass

U-NII-2A 11n40 Low Channel

No.	Frequency (MHz)	Results (dBuV/m)	Limit (dBuV/m)	Margin (dB)	Detector	Table (Degree)	Height (cm)	Antenna	Verdict
1	5134.834	57.37	74.0	16.63	Peak	102.00	200	Horizontal	Pass
1**	5134.834	44.50	54.0	9.50	AV	102.00	200	Horizontal	Pass
2	5150.000	55.52	74.0	18.48	Peak	162.00	200	Horizontal	Pass
2**	5150.000	44.38	54.0	9.62	AV	162.00	200	Horizontal	Pass

U-NII-2A 11n40 High Channel

No.	Frequency (MHz)	Results (dBuV/m)	Limit (dBuV/m)	Margin (dB)	Detector	Table (Degree)	Height (cm)	Antenna	Verdict
1	5350.000	60.21	74.0	13.79	Peak	196.00	100	Horizontal	Pass
1**	5350.000	49.66	54.0	4.34	AV	196.00	100	Horizontal	Pass
2	5353.667	61.48	74.0	12.52	Peak	199.00	200	Horizontal	Pass
2**	5353.667	49.49	54.0	4.51	AV	199.00	200	Horizontal	Pass

U-NII-2A 11ac20 Low Channel

No.	Frequency (MHz)	Results (dBuV/m)	Limit (dBuV/m)	Margin (dB)	Detector	Table (Degree)	Height (cm)	Antenna	Verdict
1	5098.000	56.42	74.0	17.58	Peak	194.00	200	Horizontal	Pass
1**	5098.000	44.18	54.0	9.82	AV	194.00	200	Horizontal	Pass
2	5150.000	55.26	74.0	18.74	Peak	120.00	200	Horizontal	Pass
2**	5150.000	44.46	54.0	9.54	AV	120.00	200	Horizontal	Pass

U-NII-2A 11ac20 High Channel

No.	Frequency (MHz)	Results (dBuV/m)	Limit (dBuV/m)	Margin (dB)	Detector	Table (Degree)	Height (cm)	Antenna	Verdict
1	5350.000	56.43	74.0	17.57	Peak	167.00	200	Horizontal	Pass
1**	5350.000	46.53	54.0	7.47	AV	167.00	200	Horizontal	Pass
2	5355.317	57.42	74.0	16.58	Peak	177.00	150	Horizontal	Pass
2**	5355.317	46.13	54.0	7.87	AV	177.00	150	Horizontal	Pass

U-NII-2A 11ac40 Low Channel

No.	Frequency (MHz)	Results (dBuV/m)	Limit (dBuV/m)	Margin (dB)	Detector	Table (Degree)	Height (cm)	Antenna	Verdict
1	4958.250	56.78	74.0	17.22	Peak	252.00	150	Horizontal	Pass
1**	4958.250	43.97	54.0	10.03	AV	252.00	150	Horizontal	Pass
2	5150.000	54.86	74.0	19.14	Peak	292.00	200	Horizontal	Pass
2**	5150.000	44.59	54.0	9.41	AV	292.00	200	Horizontal	Pass

U-NII-2A 11ac40 High Channel

No.	Frequency (MHz)	Results (dBuV/m)	Limit (dBuV/m)	Margin (dB)	Detector	Table (Degree)	Height (cm)	Antenna	Verdict
1	5350.000	60.42	74.0	13.58	Peak	203.00	100	Horizontal	Pass
1**	5350.000	50.87	54.0	3.13	AV	203.00	100	Horizontal	Pass
2	5352.383	61.23	74.0	12.77	Peak	203.00	100	Horizontal	Pass
2**	5352.383	49.46	54.0	4.54	AV	203.00	100	Horizontal	Pass

U-NII-2A 11ac80 Middle Channel

No.	Frequency (MHz)	Results (dBuV/m)	Limit (dBuV/m)	Margin (dB)	Detector	Table (Degree)	Height (cm)	Antenna	Verdict
1	4936.584	56.41	74.0	17.59	Peak	7.00	200	Horizontal	Pass
1**	4936.584	44.09	54.0	9.91	AV	7.00	200	Horizontal	Pass
2	5150.000	55.12	74.0	18.88	Peak	98.00	200	Horizontal	Pass
2**	5150.000	44.48	54.0	9.52	AV	98.00	200	Horizontal	Pass

U-NII-2A 11ac80 Middle Channel

No.	Frequency (MHz)	Results (dBuV/m)	Limit (dBuV/m)	Margin (dB)	Detector	Table (Degree)	Height (cm)	Antenna	Verdict
1	5350.000	59.93	74.0	14.07	Peak	123.00	200	Horizontal	Pass
1**	5350.000	50.43	54.0	3.57	AV	123.00	200	Horizontal	Pass
2	5350.183	60.40	74.0	13.60	Peak	113.00	150	Horizontal	Pass
2**	5350.183	50.66	54.0	3.34	AV	113.00	150	Horizontal	Pass
3	5350.367	59.66	74.0	14.34	Peak	115.00	100	Horizontal	Pass
3**	5350.367	50.81	54.0	3.19	AV	115.00	100	Horizontal	Pass

U-NII-2A 11ax20(SU) Low Channel

No.	Frequency (MHz)	Results (dBuV/m)	Limit (dBuV/m)	Margin (dB)	Detector	Table (Degree)	Height (cm)	Antenna	Verdict
1	5128.333	56.63	74.0	17.37	Peak	116.00	200	Horizontal	Pass
1**	5128.333	45.07	54.0	8.93	AV	116.00	200	Horizontal	Pass
2	5150.000	55.11	74.0	18.89	Peak	133.00	150	Horizontal	Pass
2**	5150.000	44.43	54.0	9.57	AV	133.00	150	Horizontal	Pass

U-NII-2A 11ax20(SU) High Channel

No.	Frequency (MHz)	Results (dBuV/m)	Limit (dBuV/m)	Margin (dB)	Detector	Table (Degree)	Height (cm)	Antenna	Verdict
1	5350.000	66.84	74.0	7.16	Peak	122.00	100	Horizontal	Pass
1**	5350.000	49.65	54.0	4.35	AV	122.00	100	Horizontal	Pass
2	5351.100	67.39	74.0	6.61	Peak	122.00	200	Horizontal	Pass
2**	5351.100	50.77	54.0	3.23	AV	122.00	200	Horizontal	Pass

U-NII-2A 11ax40(SU) Low Channel

No.	Frequency (MHz)	Results (dBuV/m)	Limit (dBuV/m)	Margin (dB)	Detector	Table (Degree)	Height (cm)	Antenna	Verdict
1	5068.750	56.24	74.0	17.76	Peak	219.00	150	Horizontal	Pass
1**	5068.750	44.35	54.0	9.65	AV	219.00	150	Horizontal	Pass
2	5150.000	54.87	74.0	19.13	Peak	199.00	200	Horizontal	Pass
2**	5150.000	44.47	54.0	9.53	AV	199.00	200	Horizontal	Pass

U-NII-2A 11ax40(SU) High Channel

No.	Frequency (MHz)	Results (dBuV/m)	Limit (dBuV/m)	Margin (dB)	Detector	Table (Degree)	Height (cm)	Antenna	Verdict
1	5350.000	62.42	74.0	11.58	Peak	120.00	150	Horizontal	Pass
1**	5350.000	50.32	54.0	3.68	AV	120.00	150	Horizontal	Pass
2	5351.650	64.98	74.0	9.02	Peak	123.00	200	Horizontal	Pass
2**	5351.650	49.32	54.0	4.68	AV	123.00	200	Horizontal	Pass

U-NII-2A 11ax80(SU) Middle Channel

No.	Frequency (MHz)	Results (dBuV/m)	Limit (dBuV/m)	Margin (dB)	Detector	Table (Degree)	Height (cm)	Antenna	Verdict
1	4886.750	57.44	74.0	16.56	Peak	279.00	150	Horizontal	Pass
1**	4886.750	44.45	54.0	9.55	AV	279.00	150	Horizontal	Pass
2	5150.000	56.14	74.0	17.86	Peak	211.00	200	Horizontal	Pass
2**	5150.000	45.87	54.0	8.13	AV	211.00	200	Horizontal	Pass

U-NII-2A 11ax80(SU) Middle Channel

No.	Frequency (MHz)	Results (dBuV/m)	Limit (dBuV/m)	Margin (dB)	Detector	Table (Degree)	Height (cm)	Antenna	Verdict
1	5350.000	59.35	74.0	14.65	Peak	107.00	100	Horizontal	Pass
1**	5350.000	50.37	54.0	3.63	AV	107.00	100	Horizontal	Pass
2	5385.567	61.51	74.0	12.49	Peak	122.00	100	Horizontal	Pass
2**	5385.567	47.05	54.0	6.95	AV	122.00	100	Horizontal	Pass

U-NII-2C 11a Low Channel

No.	Frequency (MHz)	Results (dBuV/m)	Limit (dBuV/m)	Margin (dB)	Detector	Table (Degree)	Height (cm)	Antenna	Verdict
1	5356.000	57.33	74.0	16.67	Peak	246.00	100	Horizontal	Pass
1**	5356.000	44.94	54.0	9.06	AV	246.00	100	Horizontal	Pass
2	5460.000	54.05	74.0	19.95	Peak	204.00	150	Horizontal	Pass
2**	5460.000	44.27	54.0	9.73	AV	204.00	150	Horizontal	Pass
3	5465.600	56.10	68.2	12.10	Peak	182.00	200	Horizontal	Pass
3**	5465.600	44.20	--	--	AV	182.00	200	Horizontal	N/A
4	5469.800	53.53	68.2	14.67	Peak	263.00	200	Horizontal	Pass
4**	5469.800	44.50	--	--	AV	263.00	200	Horizontal	N/A

U-NII-2C 11a High Channel

No.	Frequency (MHz)	Results (dBuV/m)	Limit (dBuV/m)	Margin (dB)	Detector	Table (Degree)	Height (cm)	Antenna	Verdict
1	5725.000	55.41	68.2	12.79	Peak	197.00	200	Horizontal	Pass
2	5802.708	58.32	68.2	9.88	Peak	353.00	200	Horizontal	Pass

U-NII-2C 11n20 Low Channel

No.	Frequency (MHz)	Results (dBuV/m)	Limit (dBuV/m)	Margin (dB)	Detector	Table (Degree)	Height (cm)	Antenna	Verdict
1	5393.200	57.23	74.0	16.77	Peak	192.00	100	Horizontal	Pass
1**	5393.200	44.80	54.0	9.20	AV	192.00	100	Horizontal	Pass
2	5460.000	53.90	74.0	20.10	Peak	151.00	100	Horizontal	Pass
2**	5460.000	44.03	54.0	9.97	AV	151.00	100	Horizontal	Pass
3	5464.000	56.11	68.2	12.09	Peak	212.00	200	Horizontal	Pass
3**	5464.000	44.23	--	--	AV	212.00	200	Horizontal	N/A
4	5469.800	54.56	68.2	13.64	Peak	112.00	150	Horizontal	Pass
4**	5469.800	44.56	--	--	AV	112.00	150	Horizontal	N/A

U-NII-2C 11n20 High Channel

No.	Frequency (MHz)	Results (dBuV/m)	Limit (dBuV/m)	Margin (dB)	Detector	Table (Degree)	Height (cm)	Antenna	Verdict
1	5725.000	55.65	68.2	12.55	Peak	142.00	200	Horizontal	Pass
2	5758.541	57.36	68.2	10.84	Peak	260.00	150	Horizontal	Pass

U-NII-2C 11n40 Low Channel

No.	Frequency (MHz)	Results (dBuV/m)	Limit (dBuV/m)	Margin (dB)	Detector	Table (Degree)	Height (cm)	Antenna	Verdict
1	5457.800	57.94	74.0	16.06	Peak	211.00	100	Horizontal	Pass
1**	5457.800	44.72	54.0	9.28	AV	211.00	100	Horizontal	Pass
2	5460.000	57.17	74.0	16.83	Peak	213.00	200	Horizontal	Pass
2**	5460.000	45.29	54.0	8.71	AV	213.00	200	Horizontal	Pass
3	5469.600	60.18	68.2	8.02	Peak	184.00	200	Horizontal	Pass
3**	5469.600	48.04	--	--	AV	184.00	200	Horizontal	N/A
4	5469.800	59.41	68.2	8.79	Peak	211.00	100	Horizontal	Pass
4**	5469.800	49.38	--	--	AV	211.00	100	Horizontal	N/A

U-NII-2C 11n40 High Channel

No.	Frequency (MHz)	Results (dBuV/m)	Limit (dBuV/m)	Margin (dB)	Detector	Table (Degree)	Height (cm)	Antenna	Verdict
1	5725.000	57.42	68.2	10.78	Peak	194.00	100	Horizontal	Pass
2	5804.583	57.98	68.2	10.22	Peak	104.00	200	Horizontal	Pass

U-NII-2C 11ac20 Low Channel

No.	Frequency (MHz)	Results (dBuV/m)	Limit (dBuV/m)	Margin (dB)	Detector	Table (Degree)	Height (cm)	Antenna	Verdict
1	5371.400	57.51	74.0	16.49	Peak	236.00	100	Horizontal	Pass
1**	5371.400	45.00	54.0	9.00	AV	236.00	100	Horizontal	Pass
2	5460.000	54.33	74.0	19.67	Peak	206.00	100	Horizontal	Pass
2**	5460.000	44.01	54.0	9.99	AV	206.00	100	Horizontal	Pass
3	5463.400	56.13	68.2	12.07	Peak	181.00	100	Horizontal	Pass
3**	5463.400	44.25	--	--	AV	181.00	100	Horizontal	N/A
4	5469.800	54.50	68.2	13.70	Peak	203.00	200	Horizontal	Pass
4**	5469.800	44.77	--	--	AV	203.00	200	Horizontal	N/A

U-NII-2C 11ac20 High Channel

No.	Frequency (MHz)	Results (dBuV/m)	Limit (dBuV/m)	Margin (dB)	Detector	Table (Degree)	Height (cm)	Antenna	Verdict
1	5725.000	55.26	68.2	12.94	Peak	126.00	100	Horizontal	Pass
2	5803.125	57.44	68.2	10.76	Peak	227.00	150	Horizontal	Pass

U-NII-2C 11ac40 Low Channel

No.	Frequency (MHz)	Results (dBuV/m)	Limit (dBuV/m)	Margin (dB)	Detector	Table (Degree)	Height (cm)	Antenna	Verdict
1	5356.200	57.06	74.0	16.94	Peak	304.00	200	Horizontal	Pass
1**	5356.200	45.11	54.0	8.89	AV	304.00	200	Horizontal	Pass
2	5460.000	57.17	74.0	16.83	Peak	211.00	150	Horizontal	Pass
2**	5460.000	45.67	54.0	8.33	AV	211.00	150	Horizontal	Pass
3	5469.600	63.73	68.2	4.47	Peak	211.00	150	Horizontal	Pass
3**	5469.600	48.81	--	--	AV	211.00	150	Horizontal	N/A
4	5469.800	63.39	68.2	4.81	Peak	206.00	100	Horizontal	Pass
4**	5469.800	49.32	--	--	AV	206.00	100	Horizontal	N/A

U-NII-2C 11ac40 High Channel

No.	Frequency (MHz)	Results (dBuV/m)	Limit (dBuV/m)	Margin (dB)	Detector	Table (Degree)	Height (cm)	Antenna	Verdict
1	5725.000	55.97	68.2	12.23	Peak	258.00	200	Horizontal	Pass
2	5849.166	57.60	68.2	10.60	Peak	163.00	100	Horizontal	Pass

U-NII-2C 11ac80 Low Channel

No.	Frequency (MHz)	Results (dBuV/m)	Limit (dBuV/m)	Margin (dB)	Detector	Table (Degree)	Height (cm)	Antenna	Verdict
1	5452.600	60.60	74.0	13.40	Peak	126.00	150	Horizontal	Pass
1**	5452.600	46.87	54.0	7.13	AV	126.00	150	Horizontal	Pass
2	5460.000	59.21	74.0	14.79	Peak	97.00	200	Horizontal	Pass
2**	5460.000	47.51	54.0	6.49	AV	97.00	200	Horizontal	Pass
3	5468.000	60.75	68.2	7.45	Peak	126.00	100	Horizontal	Pass
3**	5468.000	47.73	--	--	AV	126.00	100	Horizontal	N/A
4	5469.800	59.86	68.2	8.34	Peak	129.00	100	Horizontal	Pass
4**	5469.800	51.38	--	--	AV	129.00	100	Horizontal	N/A

U-NII-2C 11ac80 High Channel

No.	Frequency (MHz)	Results (dBuV/m)	Limit (dBuV/m)	Margin (dB)	Detector	Table (Degree)	Height (cm)	Antenna	Verdict
1	5725.000	59.24	68.2	8.96	Peak	197.00	150	Horizontal	Pass
2	5734.583	59.38	68.2	8.82	Peak	197.00	200	Horizontal	Pass

U-NII-2C 11ac160 Middle Channel

No.	Frequency (MHz)	Results (dBuV/m)	Limit (dBuV/m)	Margin (dB)	Detector	Table (Degree)	Height (cm)	Antenna	Verdict
1	5457.800	61.96	74.0	12.04	Peak	209.00	100	Horizontal	Pass
1**	5457.800	47.81	54.0	6.19	AV	209.00	100	Horizontal	Pass
2	5460.000	57.93	74.0	16.07	Peak	202.00	150	Horizontal	Pass
2**	5460.000	46.46	54.0	7.54	AV	202.00	150	Horizontal	Pass
3	5465.400	61.34	68.2	6.86	Peak	209.00	100	Horizontal	Pass
3**	5465.400	49.26	--	--	AV	209.00	100	Horizontal	N/A
4	5469.800	60.09	68.2	8.11	Peak	204.00	150	Horizontal	Pass
4**	5469.800	48.27	--	--	AV	204.00	150	Horizontal	N/A

U-NII-2C 11ac160 Middle Channel

No.	Frequency (MHz)	Results (dBuV/m)	Limit (dBuV/m)	Margin (dB)	Detector	Table (Degree)	Height (cm)	Antenna	Verdict
1	5725.000	57.47	68.2	10.73	Peak	123.00	150	Horizontal	Pass
2	5735.834	58.97	68.2	9.23	Peak	202.00	150	Horizontal	Pass

U-NII-2C 11ax20(SU) Low Channel

No.	Frequency (MHz)	Results (dBuV/m)	Limit (dBuV/m)	Margin (dB)	Detector	Table (Degree)	Height (cm)	Antenna	Verdict
1	5355.000	57.37	74.0	16.63	Peak	344.00	200	Horizontal	Pass
1**	5355.000	45.45	54.0	8.55	AV	344.00	200	Horizontal	Pass
2	5460.000	55.16	74.0	18.84	Peak	168.00	200	Horizontal	Pass
2**	5460.000	44.18	54.0	9.82	AV	168.00	200	Horizontal	Pass
3	5468.400	61.05	68.2	7.15	Peak	121.00	100	Horizontal	Pass
3**	5468.400	44.95	--	--	AV	121.00	100	Horizontal	N/A
4	5469.800	60.25	68.2	7.95	Peak	126.00	100	Horizontal	Pass
4**	5469.800	45.32	--	--	AV	126.00	100	Horizontal	N/A

U-NII-2C 11ax20(SU) High Channel

No.	Frequency (MHz)	Results (dBuV/m)	Limit (dBuV/m)	Margin (dB)	Detector	Table (Degree)	Height (cm)	Antenna	Verdict
1	5725.000	59.35	68.2	8.85	Peak	121.00	100	Horizontal	Pass
2	5725.416	63.02	68.2	5.18	Peak	123.00	150	Horizontal	Pass

U-NII-2C 11ax40(SU) Low Channel

No.	Frequency (MHz)	Results (dBuV/m)	Limit (dBuV/m)	Margin (dB)	Detector	Table (Degree)	Height (cm)	Antenna	Verdict
1	5459.200	57.94	74.0	16.06	Peak	129.00	100	Horizontal	Pass
1**	5459.200	45.22	54.0	8.78	AV	129.00	100	Horizontal	Pass
2	5460.000	55.73	74.0	18.27	Peak	113.00	150	Horizontal	Pass
2**	5460.000	45.44	54.0	8.56	AV	113.00	150	Horizontal	Pass
3	5466.000	60.48	68.2	7.72	Peak	94.00	200	Horizontal	Pass
3**	5466.000	46.05	--	--	AV	94.00	200	Horizontal	N/A
4	5469.800	57.89	68.2	10.31	Peak	133.00	200	Horizontal	Pass
4**	5469.800	47.04	--	--	AV	133.00	200	Horizontal	N/A

U-NII-2C 11ax40(SU) High Channel

No.	Frequency (MHz)	Results (dBuV/m)	Limit (dBuV/m)	Margin (dB)	Detector	Table (Degree)	Height (cm)	Antenna	Verdict
1	5725.000	59.99	68.2	8.21	Peak	202.00	150	Horizontal	Pass
2	5728.542	61.27	68.2	6.93	Peak	219.00	100	Horizontal	Pass

U-NII-2C 11ax80(SU) Low Channel

No.	Frequency (MHz)	Results (dBuV/m)	Limit (dBuV/m)	Margin (dB)	Detector	Table (Degree)	Height (cm)	Antenna	Verdict
1	5451.000	60.94	74.0	13.06	Peak	128.00	100	Horizontal	Pass
1**	5451.000	46.99	54.0	7.01	AV	128.00	100	Horizontal	Pass
2	5460.000	58.89	74.0	15.11	Peak	128.00	200	Horizontal	Pass
2**	5460.000	48.00	54.0	6.00	AV	128.00	200	Horizontal	Pass
3	5469.800	61.90	68.2	6.30	Peak	128.00	100	Horizontal	Pass
3**	5469.800	50.55	--	--	AV	128.00	100	Horizontal	N/A
4	5469.800	61.90	68.2	6.30	Peak	128.00	200	Horizontal	Pass
4**	5469.800	50.55	--	--	AV	128.00	200	Horizontal	N/A
5	5457.600	58.32	74.0	15.68	Peak	128.00	100	Horizontal	Pass
5**	5457.600	49.21	54.0	4.79	AV	128.00	100	Horizontal	Pass

U-NII-2C 11ax80(SU) High Channel

No.	Frequency (MHz)	Results (dBuV/m)	Limit (dBuV/m)	Margin (dB)	Detector	Table (Degree)	Height (cm)	Antenna	Verdict
1	5725.000	58.33	68.2	9.87	Peak	178.00	200	Horizontal	Pass
2	5725.416	59.06	68.2	9.14	Peak	202.00	100	Horizontal	Pass

U-NII-2C 11ax160(SU) Middle Channel

No.	Frequency (MHz)	Results (dBuV/m)	Limit (dBuV/m)	Margin (dB)	Detector	Table (Degree)	Height (cm)	Antenna	Verdict
1	5378.200	61.84	74.0	12.16	Peak	118.00	100	Horizontal	Pass
1**	5378.200	47.76	54.0	6.24	AV	118.00	100	Horizontal	Pass
2	5460.000	57.89	74.0	16.11	Peak	126.00	200	Horizontal	Pass
2**	5460.000	48.26	54.0	5.74	AV	126.00	200	Horizontal	Pass
3	5467.000	61.56	68.2	6.64	Peak	126.00	200	Horizontal	Pass
3**	5467.000	49.50	--	--	AV	126.00	200	Horizontal	N/A
4	5469.800	58.06	68.2	10.14	Peak	121.00	100	Horizontal	Pass
4**	5469.800	48.51	--	--	AV	121.00	100	Horizontal	N/A

U-NII-2C 11ax160(SU) Middle Channel

No.	Frequency (MHz)	Results (dBuV/m)	Limit (dBuV/m)	Margin (dB)	Detector	Table (Degree)	Height (cm)	Antenna	Verdict
1	5725.000	57.16	68.2	11.04	Peak	163.00	200	Horizontal	Pass
2	5798.541	59.71	68.2	8.49	Peak	116.00	150	Horizontal	Pass

U-NII-3 11a Low Channel

No.	Frequency (MHz)	Results (dBuV/m)	Limit (dBuV/m)	Margin (dB)	Detector	Table (Degree)	Height (cm)	Antenna	Verdict
1	5638.333	56.73	68.2	11.47	Peak	118.00	200	Horizontal	Pass
2	5650.000	56.16	68.2	12.04	Peak	123.00	200	Horizontal	Pass

U-NII-3 11a High Channel

No.	Frequency (MHz)	Results (dBuV/m)	Limit (dBuV/m)	Margin (dB)	Detector	Table (Degree)	Height (cm)	Antenna	Verdict
1	5924.750	56.21	68.4	12.19	Peak	266.00	150	Horizontal	Pass
2	5926.000	57.84	68.2	10.36	Peak	197.00	150	Horizontal	Pass

U-NII-3 11n20 Low Channel

No.	Frequency (MHz)	Results (dBuV/m)	Limit (dBuV/m)	Margin (dB)	Detector	Table (Degree)	Height (cm)	Antenna	Verdict
1	5633.125	57.22	68.2	10.98	Peak	128.00	150	Horizontal	Pass
2	5650.000	56.15	68.2	12.05	Peak	133.00	150	Horizontal	Pass

U-NII-3 11n20 High Channel

No.	Frequency (MHz)	Results (dBuV/m)	Limit (dBuV/m)	Margin (dB)	Detector	Table (Degree)	Height (cm)	Antenna	Verdict
1	5924.750	56.38	68.4	12.02	Peak	230.00	100	Horizontal	Pass
2	5937.500	57.70	68.2	10.50	Peak	267.00	150	Horizontal	Pass

U-NII-3 11n40 Low Channel

No.	Frequency (MHz)	Results (dBuV/m)	Limit (dBuV/m)	Margin (dB)	Detector	Table (Degree)	Height (cm)	Antenna	Verdict
1	5628.125	57.07	68.2	11.13	Peak	133.00	200	Horizontal	Pass
2	5650.000	55.91	68.2	12.29	Peak	160.00	200	Horizontal	Pass

U-NII-3 11n40 High Channel

No.	Frequency (MHz)	Results (dBuV/m)	Limit (dBuV/m)	Margin (dB)	Detector	Table (Degree)	Height (cm)	Antenna	Verdict
1	5924.750	55.81	68.4	12.59	Peak	107.00	150	Horizontal	Pass
2	5937.250	57.61	68.2	10.59	Peak	345.00	200	Horizontal	Pass

U-NII-3 11ac20 Low Channel

No.	Frequency (MHz)	Results (dBuV/m)	Limit (dBuV/m)	Margin (dB)	Detector	Table (Degree)	Height (cm)	Antenna	Verdict
1	5645.209	56.83	68.2	11.37	Peak	95.00	100	Horizontal	Pass
2	5650.000	56.08	68.2	12.12	Peak	244.00	100	Horizontal	Pass

U-NII-3 11ac20 High Channel

No.	Frequency (MHz)	Results (dBuV/m)	Limit (dBuV/m)	Margin (dB)	Detector	Table (Degree)	Height (cm)	Antenna	Verdict
1	5924.750	55.95	68.4	12.45	Peak	20.00	150	Horizontal	Pass
2	5968.250	57.96	68.2	10.24	Peak	157.00	150	Horizontal	Pass

U-NII-3 11ac40 Low Channel

No.	Frequency (MHz)	Results (dBuV/m)	Limit (dBuV/m)	Margin (dB)	Detector	Table (Degree)	Height (cm)	Antenna	Verdict
1	5642.916	57.31	68.2	10.89	Peak	169.00	100	Horizontal	Pass
2	5650.000	55.97	68.2	12.23	Peak	120.00	150	Horizontal	Pass

U-NII-3 11ac40 High Channel

No.	Frequency (MHz)	Results (dBuV/m)	Limit (dBuV/m)	Margin (dB)	Detector	Table (Degree)	Height (cm)	Antenna	Verdict
1	5924.750	55.72	68.4	12.68	Peak	215.00	150	Horizontal	Pass
2	5947.500	58.21	68.2	9.99	Peak	214.00	150	Horizontal	Pass

U-NII-3 11ac80 Middle Channel

No.	Frequency (MHz)	Results (dBuV/m)	Limit (dBuV/m)	Margin (dB)	Detector	Table (Degree)	Height (cm)	Antenna	Verdict
1	5644.167	62.84	68.2	5.36	Peak	121.00	200	Horizontal	Pass
2	5650.000	60.54	68.2	7.66	Peak	123.00	100	Horizontal	Pass

U-NII-3 11ac80 Middle Channel

No.	Frequency (MHz)	Results (dBuV/m)	Limit (dBuV/m)	Margin (dB)	Detector	Table (Degree)	Height (cm)	Antenna	Verdict
1	5924.750	58.22	68.4	10.18	Peak	101.00	100	Horizontal	Pass
2	5935.000	59.57	68.2	8.63	Peak	112.00	100	Horizontal	Pass

U-NII-3 11ax20(SU) Low Channel

No.	Frequency (MHz)	Results (dBuV/m)	Limit (dBuV/m)	Margin (dB)	Detector	Table (Degree)	Height (cm)	Antenna	Verdict
1	5628.125	56.50	68.2	11.70	Peak	319.00	200	Horizontal	Pass
2	5650.000	55.73	68.2	12.47	Peak	208.00	100	Horizontal	Pass

U-NII-3 11ax20(SU) High Channel

No.	Frequency (MHz)	Results (dBuV/m)	Limit (dBuV/m)	Margin (dB)	Detector	Table (Degree)	Height (cm)	Antenna	Verdict
1	5924.750	55.99	68.4	12.41	Peak	0.00	200	Horizontal	Pass
2	5961.000	57.94	68.2	10.26	Peak	45.00	150	Horizontal	Pass

U-NII-3 11ax40(SU) Low Channel

No.	Frequency (MHz)	Results (dBuV/m)	Limit (dBuV/m)	Margin (dB)	Detector	Table (Degree)	Height (cm)	Antenna	Verdict
1	5632.500	57.13	68.2	11.07	Peak	320.00	150	Horizontal	Pass
2	5650.000	55.64	68.2	12.56	Peak	53.00	150	Horizontal	Pass

U-NII-3 11ax40(SU) High Channel

No.	Frequency (MHz)	Results (dBuV/m)	Limit (dBuV/m)	Margin (dB)	Detector	Table (Degree)	Height (cm)	Antenna	Verdict
1	5924.750	56.35	68.4	12.05	Peak	154.00	100	Horizontal	Pass
2	5933.750	57.63	68.2	10.57	Peak	79.00	150	Horizontal	Pass

U-NII-3 11ax80(SU) Middle Channel

No.	Frequency (MHz)	Results (dBuV/m)	Limit (dBuV/m)	Margin (dB)	Detector	Table (Degree)	Height (cm)	Antenna	Verdict
1	5641.667	60.38	68.2	7.82	Peak	94.00	150	Horizontal	Pass
2	5650.000	58.47	68.2	9.73	Peak	111.00	200	Horizontal	Pass

U-NII-3 11ax80(SU) Middle Channel

No.	Frequency (MHz)	Results (dBuV/m)	Limit (dBuV/m)	Margin (dB)	Detector	Table (Degree)	Height (cm)	Antenna	Verdict
1	5924.750	57.49	68.4	10.91	Peak	119.00	100	Horizontal	Pass
2	5999.500	57.70	68.2	10.50	Peak	65.00	150	Horizontal	Pass

ANNEX B TEST SETUP PHOTOS

Please refer the document “BL-SZ2550425-AR.PDF”.

ANNEX C EUT EXTERNAL PHOTOS

Please refer the document “BL-SZ2550425-AW.PDF”.

ANNEX D EUT INTERNAL PHOTOS

Please refer the document “BL-SZ2550425-AI.PDF”.

Statement

1. The laboratory guarantees the scientificity, accuracy and impartiality of the test, and is responsible for all the information in the report, except the information provided by the customer. The customer is responsible for the impact of the information provided on the validity of the results.
2. The report without China inspection body and laboratory Mandatory Approval (CMA) mark has no effect of proving to the society.
3. For the report with CNAS mark or A2LA mark, the items marked with "☆" are not within the accredited scope.
4. This report is invalid if it is altered, without the signature of the testing and approval personnel, or without the “inspection and testing dedicated stamp” or test report stamp.
5. The test data and results are only valid for the tested samples provided by the customer.
6. This report shall not be partially reproduced without the written permission of the laboratory.
7. Any objection shall be raised to the laboratory within 30 days after receiving the report.

--END OF REPORT--