**Test Mode:** TX / IEEE 802.11a / 5700MHz /(CH High) **Tested by:** Eve Wang

**Ambient temperature:** 24°C **Relative humidity:** 52% RH **Date:** December 6, 2015

| Frequency (MHz) | Reading (dBuV) | Correction Factor (dB/m) | Result (dBuV/m) | Limit (dBuV/m) | Margin (dB) | Antenna Pole (V/H) | Remark |
|---|---|---|---|---|---|---|---|
| 8352.000 | 31.96 | 9.46 | 41.42 | 74.00 | -32.58 | V | peak |
| 10512.000 | 30.51 | 13.57 | 44.08 | 74.00 | -29.92 | V | peak |
| 11028.000 | 30.50 | 15.07 | 45.57 | 74.00 | -28.43 | V | peak |
| 11832.000 | 31.01 | 14.71 | 45.72 | 74.00 | -28.28 | V | peak |
| 13068.000 | 29.00 | 18.13 | 47.13 | 74.00 | -26.87 | V | peak |
| 13452.000 | 28.39 | 19.14 | 47.53 | 74.00 | -26.47 | V | peak |
| | | | | | | | |
| 10044.000 | 31.12 | 12.12 | 43.24 | 74.00 | -30.76 | H | Peak |
| 11052.000 | 30.47 | 15.06 | 45.53 | 74.00 | -28.47 | H | Peak |
| 11832.000 | 30.82 | 14.71 | 45.53 | 74.00 | -28.47 | H | Peak |
| 12768.000 | 29.57 | 17.18 | 46.75 | 74.00 | -27.25 | H | peak |
| 13752.000 | 27.77 | 19.93 | 47.70 | 74.00 | -26.30 | H | peak |
| 15516.000 | 29.70 | 18.81 | 48.51 | 74.00 | -25.49 | H | peak |

***Remark:***

1. *Measuring frequencies from 1 GHz to the 10th harmonic of highest fundamental frequency.*
2. *Radiated emissions measured in frequency above 1000MHz were made with an instrument using peak/average detector mode.*
3. *Average test would be performed if the peak result were greater than the average limit.*
4. *Data of measurement within this frequency range shown " --- " in the table above means the reading of emissions are attenuated more than 20dB below the permissible limits or the field strength is too small to be measured.*
5. *Measurements above show only up to 6 maximum emissions noted, or would be lesser, with " N/A " remark, if no specific emissions from the EUT are recorded (ie: margin>20dB from the applicable limit) and considered that's already beyond the background noise floor.*
6. *Margin (dB) = Remark result (dBuV/m) – Average limit (dBuV/m).*


*This report shall not be reproduced except in full, without the written approval of Compliance Certification Services.*

**Test Mode:** TX / IEEE 802.11a / 5745MHz /(CH Low) **Tested by:** Eve Wang

**Ambient temperature:** 24°C **Relative humidity:** 52% RH **Date:** December 6, 2015

| Frequency (MHz) | Reading (dBuV) | Correction Factor (dB/m) | Result (dBuV/m) | Limit (dBuV/m) | Margin (dB) | Antenna Pole (V/H) | Remark |
|---|---|---|---|---|---|---|---|
| 8340.000 | 31.51 | 9.46 | 40.97 | 74.00 | -33.03 | V | peak |
| 10296.000 | 30.71 | 12.90 | 43.61 | 74.00 | -30.39 | V | peak |
| 11064.000 | 30.21 | 15.05 | 45.26 | 74.00 | -28.74 | V | peak |
| 11844.000 | 30.75 | 14.71 | 45.46 | 74.00 | -28.54 | V | peak |
| 12636.000 | 29.83 | 16.75 | 46.58 | 74.00 | -27.42 | V | peak |
| 17232.000 | 32.76 | 23.35 | 56.11 | 74.00 | -17.89 | V | peak |
| 17232.000 | 27.45 | 23.35 | 50.80 | 54.00 | -3.20 | V | AVG |
| | | | | | | | |
| 8352.000 | 31.72 | 9.46 | 41.18 | 74.00 | -32.82 | H | Peak |
| 10140.000 | 31.40 | 12.41 | 43.81 | 74.00 | -30.19 | H | Peak |
| 11040.000 | 30.23 | 15.06 | 45.29 | 74.00 | -28.71 | H | Peak |
| 11856.000 | 30.83 | 14.70 | 45.53 | 74.00 | -28.47 | H | peak |
| 12924.000 | 29.08 | 17.70 | 46.78 | 74.00 | -27.22 | H | peak |
| 13560.000 | 28.19 | 19.42 | 47.61 | 74.00 | -26.39 | H | peak |

***Remark:***

1. *Measuring frequencies from 1 GHz to the 10th harmonic of highest fundamental frequency.*
2. *Radiated emissions measured in frequency above 1000MHz were made with an instrument using peak/average detector mode.*
3. *Average test would be performed if the peak result were greater than the average limit.*
4. *Data of measurement within this frequency range shown " --- " in the table above means the reading of emissions are attenuated more than 20dB below the permissible limits or the field strength is too small to be measured.*
5. *Measurements above show only up to 6 maximum emissions noted, or would be lesser, with " N/A " remark, if no specific emissions from the EUT are recorded (ie: margin>20dB from the applicable limit) and considered that's already beyond the background noise floor.*
6. *Margin (dB) = Remark result (dBuV/m) – Average limit (dBuV/m).*


*This report shall not be reproduced except in full, without the written approval of Compliance Certification Services.*

**Test Mode:** TX / IEEE 802.11a / 5785MHz /(CH Mid) **Tested by:** Eve Wang

**Ambient temperature:** 24°C **Relative humidity:** 52% RH **Date:** December 6, 2015

| Frequency (MHz) | Reading (dBuV) | Correction Factor (dB/m) | Result (dBuV/m) | Limit (dBuV/m) | Margin (dB) | Antenna Pole (V/H) | Remark |
|---|---|---|---|---|---|---|---|
| 10296.000 | 31.14 | 12.90 | 44.04 | 74.00 | -29.96 | V | peak |
| 10956.000 | 30.42 | 14.94 | 45.36 | 74.00 | -28.64 | V | peak |
| 11832.000 | 30.88 | 14.71 | 45.59 | 74.00 | -28.41 | V | peak |
| 12984.000 | 29.13 | 17.90 | 47.03 | 74.00 | -26.97 | V | peak |
| 13596.000 | 28.09 | 19.52 | 47.61 | 74.00 | -26.39 | V | peak |
| 14280.000 | 28.80 | 20.74 | 49.54 | 74.00 | -24.46 | V | peak |
| | | | | | | | |
| 8424.000 | 32.13 | 9.42 | 41.55 | 74.00 | -32.45 | H | Peak |
| 10260.000 | 30.82 | 12.79 | 43.61 | 74.00 | -30.39 | H | Peak |
| 10944.000 | 30.39 | 14.91 | 45.30 | 74.00 | -28.70 | H | Peak |
| 11856.000 | 30.90 | 14.70 | 45.60 | 74.00 | -28.40 | H | peak |
| 12840.000 | 29.55 | 17.42 | 46.97 | 74.00 | -27.03 | H | peak |
| 13584.000 | 28.09 | 19.49 | 47.58 | 74.00 | -26.42 | H | peak |

***Remark:***

1. *Measuring frequencies from 1 GHz to the 10th harmonic of highest fundamental frequency.*
2. *Radiated emissions measured in frequency above 1000MHz were made with an instrument using peak/average detector mode.*
3. *Average test would be performed if the peak result were greater than the average limit.*
4. *Data of measurement within this frequency range shown " --- " in the table above means the reading of emissions are attenuated more than 20dB below the permissible limits or the field strength is too small to be measured.*
5. *Measurements above show only up to 6 maximum emissions noted, or would be lesser, with " N/A " remark, if no specific emissions from the EUT are recorded (ie: margin>20dB from the applicable limit) and considered that's already beyond the background noise floor.*
6. *Margin (dB) = Remark result (dBuV/m) – Average limit (dBuV/m).*


*This report shall not be reproduced except in full, without the written approval of Compliance Certification Services.*

**Test Mode:** TX / IEEE 802.11a / 5825MHz /(CH High) **Tested by:** Eve Wang

**Ambient temperature:** 24°C **Relative humidity:** 52% RH **Date:** December 6, 2015

| Frequency (MHz) | Reading (dBuV) | Correction Factor (dB/m) | Result (dBuV/m) | Limit (dBuV/m) | Margin (dB) | Antenna Pole (V/H) | Remark |
|---|---|---|---|---|---|---|---|
| 7764.000 | 31.82 | 9.19 | 41.01 | 74.00 | -32.99 | V | peak |
| 8400.000 | 31.69 | 9.43 | 41.12 | 74.00 | -32.88 | V | peak |
| 11016.000 | 30.66 | 15.07 | 45.73 | 74.00 | -28.27 | V | peak |
| 11820.000 | 31.09 | 14.72 | 45.81 | 74.00 | -28.19 | V | peak |
| 12996.000 | 29.50 | 17.94 | 47.44 | 74.00 | -26.56 | V | peak |
| 13476.000 | 28.51 | 19.20 | 47.71 | 74.00 | -26.29 | V | peak |
| | | | | | | | |
| 8340.000 | 31.75 | 9.46 | 41.21 | 74.00 | -32.79 | H | Peak |
| 10524.000 | 30.25 | 13.60 | 43.85 | 74.00 | -30.15 | H | Peak |
| 11040.000 | 30.63 | 15.06 | 45.69 | 74.00 | -28.31 | H | Peak |
| 11844.000 | 31.18 | 14.71 | 45.89 | 74.00 | -28.11 | H | peak |
| 13032.000 | 28.96 | 18.03 | 46.99 | 74.00 | -27.01 | H | peak |
| 13476.000 | 28.47 | 19.20 | 47.67 | 74.00 | -26.33 | H | peak |

***Remark:***

1. *Measuring frequencies from 1 GHz to the 10th harmonic of highest fundamental frequency.*
2. *Radiated emissions measured in frequency above 1000MHz were made with an instrument using peak/average detector mode.*
3. *Average test would be performed if the peak result were greater than the average limit.*
4. *Data of measurement within this frequency range shown " --- " in the table above means the reading of emissions are attenuated more than 20dB below the permissible limits or the field strength is too small to be measured.*
5. *Measurements above show only up to 6 maximum emissions noted, or would be lesser, with " N/A " remark, if no specific emissions from the EUT are recorded (ie: margin>20dB from the applicable limit) and considered that's already beyond the background noise floor.*
6. *Margin (dB) = Remark result (dBuV/m) – Average limit (dBuV/m).*


*This report shall not be reproduced except in full, without the written approval of Compliance Certification Services.*

**Test Mode:** TX / IEEE 802.11n HT 20 MHz / 5180MHz /(CH Low) **Tested by:** Eve Wang
**Ambient temperature:** 24°C **Relative humidity:** 52% RH **Date:** December 6, 2015

| Frequency (MHz) | Reading (dBuV) | Correction Factor (dB/m) | Result (dBuV/m) | Limit (dBuV/m) | Margin (dB) | Antenna Pole (V/H) | Remark |
|---|---|---|---|---|---|---|---|
| 8376.000 | 32.08 | 9.44 | 41.52 | 74.00 | -32.48 | V | peak |
| 10296.000 | 30.65 | 12.90 | 43.55 | 74.00 | -30.45 | V | peak |
| 11052.000 | 30.42 | 15.06 | 45.48 | 74.00 | -28.52 | V | peak |
| 11844.000 | 31.10 | 14.71 | 45.81 | 74.00 | -28.19 | V | peak |
| 12624.000 | 30.24 | 16.71 | 46.95 | 74.00 | -27.05 | V | peak |
| 13488.000 | 28.61 | 19.23 | 47.84 | 74.00 | -26.16 | V | peak |
| | | | | | | | |
| 8388.000 | 31.57 | 9.44 | 41.01 | 74.00 | -32.99 | H | Peak |
| 10512.000 | 30.21 | 13.57 | 43.78 | 74.00 | -30.22 | H | Peak |
| 11088.000 | 30.47 | 15.04 | 45.51 | 74.00 | -28.49 | H | Peak |
| 11856.000 | 30.77 | 14.70 | 45.47 | 74.00 | -28.53 | H | peak |
| 13008.000 | 29.21 | 17.97 | 47.18 | 74.00 | -26.82 | H | peak |
| 13572.000 | 28.29 | 19.45 | 47.74 | 74.00 | -26.26 | H | peak |

***Remark:***

1. *Measuring frequencies from 1 GHz to the 10th harmonic of highest fundamental frequency.*
2. *Radiated emissions measured in frequency above 1000MHz were made with an instrument using peak/average detector mode.*
3. *Average test would be performed if the peak result were greater than the average limit.*
4. *Data of measurement within this frequency range shown " --- " in the table above means the reading of emissions are attenuated more than 20dB below the permissible limits or the field strength is too small to be measured.*
5. *Measurements above show only up to 6 maximum emissions noted, or would be lesser, with " N/A " remark, if no specific emissions from the EUT are recorded (ie: margin>20dB from the applicable limit) and considered that's already beyond the background noise floor.*
6. *Margin (dB) = Remark result (dBuV/m) – Average limit (dBuV/m).*


*This report shall not be reproduced except in full, without the written approval of Compliance Certification Services.*

**Test Mode:** TX / IEEE 802.11n HT 20 MHz / 5200MHz /(CH Mid) **Tested by:** Eve Wang
**Ambient temperature:** 24°C **Relative humidity:** 52% RH **Date:** December 6, 2015

| Frequency (MHz) | Reading (dBuV) | Correction Factor (dB/m) | Result (dBuV/m) | Limit (dBuV/m) | Margin (dB) | Antenna Pole (V/H) | Remark |
|---|---|---|---|---|---|---|---|
| 7752.000 | 31.68 | 9.17 | 40.85 | 74.00 | -33.15 | V | peak |
| 8316.000 | 31.67 | 9.48 | 41.15 | 74.00 | -32.85 | V | peak |
| 10272.000 | 30.97 | 12.82 | 43.79 | 74.00 | -30.21 | V | peak |
| 11040.000 | 30.38 | 15.06 | 45.44 | 74.00 | -28.56 | V | peak |
| 11844.000 | 30.68 | 14.71 | 45.39 | 74.00 | -28.61 | V | peak |
| 15600.000 | 33.64 | 18.43 | 52.07 | 74.00 | -21.93 | V | peak |
| | | | | | | | |
| 10032.000 | 31.32 | 12.08 | 43.40 | 74.00 | -30.60 | H | Peak |
| 11028.000 | 30.58 | 15.07 | 45.65 | 74.00 | -28.35 | H | Peak |
| 11832.000 | 31.01 | 14.71 | 45.72 | 74.00 | -28.28 | H | Peak |
| 12972.000 | 29.13 | 17.86 | 46.99 | 74.00 | -27.01 | H | peak |
| 13548.000 | 28.08 | 19.39 | 47.47 | 74.00 | -26.53 | H | peak |
| 15600.000 | 32.62 | 18.43 | 51.05 | 74.00 | -22.95 | H | peak |

***Remark:***

1. *Measuring frequencies from 1 GHz to the 10th harmonic of highest fundamental frequency.*
2. *Radiated emissions measured in frequency above 1000MHz were made with an instrument using peak/average detector mode.*
3. *Average test would be performed if the peak result were greater than the average limit.*
4. *Data of measurement within this frequency range shown " --- " in the table above means the reading of emissions are attenuated more than 20dB below the permissible limits or the field strength is too small to be measured.*
5. *Measurements above show only up to 6 maximum emissions noted, or would be lesser, with " N/A " remark, if no specific emissions from the EUT are recorded (ie: margin>20dB from the applicable limit) and considered that's already beyond the background noise floor.*
6. *Margin (dB) = Remark result (dBuV/m) – Average limit (dBuV/m).*


*This report shall not be reproduced except in full, without the written approval of Compliance Certification Services.*

**Test Mode:** TX / IEEE 802.11n HT 20 MHz / 5240MHz /(CH High) **Tested by:** Eve Wang
**Ambient temperature:** 24°C **Relative humidity:** 52% RH **Date:** December 6, 2015

| Frequency (MHz) | Reading (dBuV) | Correction Factor (dB/m) | Result (dBuV/m) | Limit (dBuV/m) | Margin (dB) | Antenna Pole (V/H) | Remark |
|---|---|---|---|---|---|---|---|
| 8388.000 | 32.28 | 9.44 | 41.72 | 74.00 | -32.28 | V | peak |
| 10968.000 | 30.19 | 14.98 | 45.17 | 74.00 | -28.83 | V | peak |
| 11832.000 | 30.65 | 14.71 | 45.36 | 74.00 | -28.64 | V | peak |
| 12792.000 | 29.43 | 17.26 | 46.69 | 74.00 | -27.31 | V | peak |
| 13524.000 | 28.23 | 19.33 | 47.56 | 74.00 | -26.44 | V | peak |
| 15720.000 | 32.81 | 17.88 | 50.69 | 74.00 | -23.31 | V | peak |
| | | | | | | | |
| 7752.000 | 31.72 | 9.17 | 40.89 | 74.00 | -33.11 | H | Peak |
| 10272.000 | 30.77 | 12.82 | 43.59 | 74.00 | -30.41 | H | Peak |
| 11040.000 | 30.34 | 15.06 | 45.40 | 74.00 | -28.60 | H | Peak |
| 11820.000 | 30.67 | 14.72 | 45.39 | 74.00 | -28.61 | H | peak |
| 12912.000 | 29.50 | 17.66 | 47.16 | 74.00 | -26.84 | H | peak |
| 13488.000 | 28.65 | 19.23 | 47.88 | 74.00 | -26.12 | H | peak |

***Remark:***

1. *Measuring frequencies from 1 GHz to the 10th harmonic of highest fundamental frequency.*
2. *Radiated emissions measured in frequency above 1000MHz were made with an instrument using peak/average detector mode.*
3. *Average test would be performed if the peak result were greater than the average limit.*
4. *Data of measurement within this frequency range shown " --- " in the table above means the reading of emissions are attenuated more than 20dB below the permissible limits or the field strength is too small to be measured.*
5. *Measurements above show only up to 6 maximum emissions noted, or would be lesser, with " N/A " remark, if no specific emissions from the EUT are recorded (ie: margin>20dB from the applicable limit) and considered that's already beyond the background noise floor.*
6. *Margin (dB) = Remark result (dBuV/m) – Average limit (dBuV/m).*


*This report shall not be reproduced except in full, without the written approval of Compliance Certification Services.*

**Test Mode:** TX / IEEE 802.11n HT 20 MHz / 5260MHz /(CH Low) **Tested by:** Eve Wang
**Ambient temperature:** 24°C **Relative humidity:** 52% RH **Date:** December 6, 2015

| Frequency (MHz) | Reading (dBuV) | Correction Factor (dB/m) | Result (dBuV/m) | Limit (dBuV/m) | Margin (dB) | Antenna Pole (V/H) | Remark |
|---|---|---|---|---|---|---|---|
| 8340.000 | 31.60 | 9.46 | 41.06 | 74.00 | -32.94 | V | peak |
| 11004.000 | 30.21 | 15.08 | 45.29 | 74.00 | -28.71 | V | peak |
| 11844.000 | 30.96 | 14.71 | 45.67 | 74.00 | -28.33 | V | peak |
| 13140.000 | 28.63 | 18.32 | 46.95 | 74.00 | -27.05 | V | peak |
| 13512.000 | 28.37 | 19.30 | 47.67 | 74.00 | -26.33 | V | peak |
| 15780.000 | 33.19 | 17.61 | 50.80 | 74.00 | -23.20 | V | peak |
| | | | | | | | |
| 8364.000 | 31.71 | 9.45 | 41.16 | 74.00 | -32.84 | H | Peak |
| 10320.000 | 30.45 | 12.97 | 43.42 | 74.00 | -30.58 | H | Peak |
| 11040.000 | 30.23 | 15.06 | 45.29 | 74.00 | -28.71 | H | Peak |
| 11844.000 | 30.98 | 14.71 | 45.69 | 74.00 | -28.31 | H | peak |
| 12912.000 | 29.26 | 17.66 | 46.92 | 74.00 | -27.08 | H | peak |
| 13548.000 | 28.41 | 19.39 | 47.80 | 74.00 | -26.20 | H | peak |

***Remark:***

1. *Measuring frequencies from 1 GHz to the 10th harmonic of highest fundamental frequency.*
2. *Radiated emissions measured in frequency above 1000MHz were made with an instrument using peak/average detector mode.*
3. *Average test would be performed if the peak result were greater than the average limit.*
4. *Data of measurement within this frequency range shown " --- " in the table above means the reading of emissions are attenuated more than 20dB below the permissible limits or the field strength is too small to be measured.*
5. *Measurements above show only up to 6 maximum emissions noted, or would be lesser, with " N/A " remark, if no specific emissions from the EUT are recorded (ie: margin>20dB from the applicable limit) and considered that's already beyond the background noise floor.*
6. *Margin (dB) = Remark result (dBuV/m) – Average limit (dBuV/m).*


*This report shall not be reproduced except in full, without the written approval of Compliance Certification Services.*

**Test Mode:** TX / IEEE 802.11n HT 20 MHz / 5300MHz /(CH Mid) **Tested by:** Eve Wang
**Ambient temperature:** 24°C **Relative humidity:** 52% RH **Date:** December 6, 2015

| Frequency (MHz) | Reading (dBuV) | Correction Factor (dB/m) | Result (dBuV/m) | Limit (dBuV/m) | Margin (dB) | Antenna Pole (V/H) | Remark |
|---|---|---|---|---|---|---|---|
| 10164.000 | 30.84 | 12.49 | 43.33 | 74.00 | -30.67 | V | peak |
| 10944.000 | 30.51 | 14.91 | 45.42 | 74.00 | -28.58 | V | peak |
| 11832.000 | 30.82 | 14.71 | 45.53 | 74.00 | -28.47 | V | peak |
| 13116.000 | 28.56 | 18.26 | 46.82 | 74.00 | -27.18 | V | peak |
| 13512.000 | 28.22 | 19.30 | 47.52 | 74.00 | -26.48 | V | peak |
| 15900.000 | 32.03 | 17.06 | 49.09 | 74.00 | -24.91 | V | peak |
| | | | | | | | |
| 8364.000 | 31.43 | 9.45 | 40.88 | 74.00 | -33.12 | H | Peak |
| 10152.000 | 31.04 | 12.45 | 43.49 | 74.00 | -30.51 | H | Peak |
| 10944.000 | 30.36 | 14.91 | 45.27 | 74.00 | -28.73 | H | Peak |
| 11832.000 | 31.09 | 14.71 | 45.80 | 74.00 | -28.20 | H | peak |
| 12936.000 | 29.40 | 17.74 | 47.14 | 74.00 | -26.86 | H | peak |
| 14100.000 | 28.77 | 20.64 | 49.41 | 74.00 | -24.59 | H | peak |

***Remark:***

1. *Measuring frequencies from 1 GHz to the 10th harmonic of highest fundamental frequency.*
2. *Radiated emissions measured in frequency above 1000MHz were made with an instrument using peak/average detector mode.*
3. *Average test would be performed if the peak result were greater than the average limit.*
4. *Data of measurement within this frequency range shown " --- " in the table above means the reading of emissions are attenuated more than 20dB below the permissible limits or the field strength is too small to be measured.*
5. *Measurements above show only up to 6 maximum emissions noted, or would be lesser, with " N/A " remark, if no specific emissions from the EUT are recorded (ie: margin>20dB from the applicable limit) and considered that's already beyond the background noise floor.*
6. *Margin (dB) = Remark result (dBuV/m) – Average limit (dBuV/m).*


*This report shall not be reproduced except in full, without the written approval of Compliance Certification Services.*

**Test Mode:** TX / IEEE 802.11n HT 20 MHz / 5320MHz /(CH High) **Tested by:** Eve Wang
**Ambient temperature:** 24°C **Relative humidity:** 52% RH **Date:** December 6, 2015

| Frequency (MHz) | Reading (dBuV) | Correction Factor (dB/m) | Result (dBuV/m) | Limit (dBuV/m) | Margin (dB) | Antenna Pole (V/H) | Remark |
|---|---|---|---|---|---|---|---|
| 8340.000 | 31.40 | 9.46 | 40.86 | 74.00 | -33.14 | V | peak |
| 11052.000 | 30.35 | 15.06 | 45.41 | 74.00 | -28.59 | V | peak |
| 11832.000 | 30.80 | 14.71 | 45.51 | 74.00 | -28.49 | V | peak |
| 13008.000 | 29.56 | 17.97 | 47.53 | 74.00 | -26.47 | V | peak |
| 13764.000 | 28.24 | 19.96 | 48.20 | 74.00 | -25.80 | V | peak |
| 15960.000 | 32.63 | 16.79 | 49.42 | 74.00 | -24.58 | V | peak |
| | | | | | | | |
| 8340.000 | 31.47 | 9.46 | 40.93 | 74.00 | -33.07 | H | Peak |
| 10512.000 | 30.31 | 13.57 | 43.88 | 74.00 | -30.12 | H | Peak |
| 11052.000 | 30.28 | 15.06 | 45.34 | 74.00 | -28.66 | H | Peak |
| 11820.000 | 31.03 | 14.72 | 45.75 | 74.00 | -28.25 | H | peak |
| 12948.000 | 29.29 | 17.78 | 47.07 | 74.00 | -26.93 | H | peak |
| 13560.000 | 28.70 | 19.42 | 48.12 | 74.00 | -25.88 | H | peak |

***Remark:***

1. *Measuring frequencies from 1 GHz to the 10th harmonic of highest fundamental frequency.*
2. *Radiated emissions measured in frequency above 1000MHz were made with an instrument using peak/average detector mode.*
3. *Average test would be performed if the peak result were greater than the average limit.*
4. *Data of measurement within this frequency range shown " --- " in the table above means the reading of emissions are attenuated more than 20dB below the permissible limits or the field strength is too small to be measured.*
5. *Measurements above show only up to 6 maximum emissions noted, or would be lesser, with " N/A " remark, if no specific emissions from the EUT are recorded (ie: margin>20dB from the applicable limit) and considered that's already beyond the background noise floor.*
6. *Margin (dB) = Remark result (dBuV/m) – Average limit (dBuV/m).*


*This report shall not be reproduced except in full, without the written approval of Compliance Certification Services.*

**Test Mode:** TX / IEEE 802.11n HT 20 MHz / 5500MHz /(CH Low) **Tested by:** Eve Wang
**Ambient temperature:** 24°C **Relative humidity:** 52% RH **Date:** December 6, 2015

| Frequency (MHz) | Reading (dBuV) | Correction Factor (dB/m) | Result (dBuV/m) | Limit (dBuV/m) | Margin (dB) | Antenna Pole (V/H) | Remark |
|---|---|---|---|---|---|---|---|
| 8352.000 | 31.74 | 9.46 | 41.20 | 74.00 | -32.80 | V | peak |
| 10308.000 | 30.71 | 12.93 | 43.64 | 74.00 | -30.36 | V | peak |
| 10956.000 | 30.37 | 14.94 | 45.31 | 74.00 | -28.69 | V | peak |
| 11832.000 | 30.79 | 14.71 | 45.50 | 74.00 | -28.50 | V | peak |
| 12960.000 | 29.19 | 17.82 | 47.01 | 74.00 | -26.99 | V | peak |
| 13908.000 | 27.80 | 20.34 | 48.14 | 74.00 | -25.86 | V | peak |
| | | | | | | | |
| 8376.000 | 31.68 | 9.44 | 41.12 | 74.00 | -32.88 | H | Peak |
| 11004.000 | 30.18 | 15.08 | 45.26 | 74.00 | -28.74 | H | Peak |
| 11808.000 | 30.93 | 14.72 | 45.65 | 74.00 | -28.35 | H | Peak |
| 13008.000 | 28.96 | 17.97 | 46.93 | 74.00 | -27.07 | H | peak |
| 13584.000 | 27.97 | 19.49 | 47.46 | 74.00 | -26.54 | H | peak |
| 15804.000 | 31.22 | 17.50 | 48.72 | 74.00 | -25.28 | H | peak |

***Remark:***

1. *Measuring frequencies from 1 GHz to the 10th harmonic of highest fundamental frequency.*
2. *Radiated emissions measured in frequency above 1000MHz were made with an instrument using peak/average detector mode.*
3. *Average test would be performed if the peak result were greater than the average limit.*
4. *Data of measurement within this frequency range shown " --- " in the table above means the reading of emissions are attenuated more than 20dB below the permissible limits or the field strength is too small to be measured.*
5. *Measurements above show only up to 6 maximum emissions noted, or would be lesser, with " N/A " remark, if no specific emissions from the EUT are recorded (ie: margin>20dB from the applicable limit) and considered that's already beyond the background noise floor.*
6. *Margin (dB) = Remark result (dBuV/m) – Average limit (dBuV/m).*


*This report shall not be reproduced except in full, without the written approval of Compliance Certification Services.*

**Test Mode:** TX / IEEE 802.11n HT 20 MHz / 5580MHz /(CH Mid) **Tested by:** Eve Wang
**Ambient temperature:** 24°C **Relative humidity:** 52% RH **Date:** December 6, 2015

| Frequency (MHz) | Reading (dBuV) | Correction Factor (dB/m) | Result (dBuV/m) | Limit (dBuV/m) | Margin (dB) | Antenna Pole (V/H) | Remark |
|---|---|---|---|---|---|---|---|
| 8364.000 | 31.48 | 9.45 | 40.93 | 74.00 | -33.07 | V | peak |
| 10500.000 | 30.07 | 13.53 | 43.60 | 74.00 | -30.40 | V | peak |
| 10956.000 | 30.37 | 14.94 | 45.31 | 74.00 | -28.69 | V | peak |
| 11844.000 | 30.96 | 14.71 | 45.67 | 74.00 | -28.33 | V | peak |
| 13008.000 | 29.10 | 17.97 | 47.07 | 74.00 | -26.93 | V | peak |
| 16740.000 | 31.71 | 21.63 | 53.34 | 74.00 | -20.66 | V | peak |
| 16740.000 | 28.04 | 21.63 | 49.67 | 54.00 | -4.33 | V | AVG |
| | | | | | | | |
| 7764.000 | 31.96 | 9.19 | 41.15 | 74.00 | -32.85 | H | Peak |
| 10524.000 | 30.42 | 13.60 | 44.02 | 74.00 | -29.98 | H | Peak |
| 11076.000 | 30.25 | 15.05 | 45.30 | 74.00 | -28.70 | H | Peak |
| 11856.000 | 30.83 | 14.70 | 45.53 | 74.00 | -28.47 | H | peak |
| 12984.000 | 29.38 | 17.90 | 47.28 | 74.00 | -26.72 | H | peak |
| 13608.000 | 28.14 | 19.55 | 47.69 | 74.00 | -26.31 | H | peak |

***Remark:***

1. *Measuring frequencies from 1 GHz to the 10th harmonic of highest fundamental frequency.*
2. *Radiated emissions measured in frequency above 1000MHz were made with an instrument using peak/average detector mode.*
3. *Average test would be performed if the peak result were greater than the average limit.*
4. *Data of measurement within this frequency range shown " --- " in the table above means the reading of emissions are attenuated more than 20dB below the permissible limits or the field strength is too small to be measured.*
5. *Measurements above show only up to 6 maximum emissions noted, or would be lesser, with " N/A " remark, if no specific emissions from the EUT are recorded (ie: margin>20dB from the applicable limit) and considered that's already beyond the background noise floor.*
6. *Margin (dB) = Remark result (dBuV/m) – Average limit (dBuV/m).*


*This report shall not be reproduced except in full, without the written approval of Compliance Certification Services.*

**Test Mode:** TX / IEEE 802.11n HT 20 MHz / 5700MHz /(CH High) **Tested by:** Eve Wang
**Ambient temperature:** 24°C **Relative humidity:** 52% RH **Date:** December 6, 2015

| Frequency (MHz) | Reading (dBuV) | Correction Factor (dB/m) | Result (dBuV/m) | Limit (dBuV/m) | Margin (dB) | Antenna Pole (V/H) | Remark |
|---|---|---|---|---|---|---|---|
| 8412.000 | 31.74 | 9.42 | 41.16 | 74.00 | -32.84 | V | peak |
| 10512.000 | 30.47 | 13.57 | 44.04 | 74.00 | -29.96 | V | peak |
| 11064.000 | 30.35 | 15.05 | 45.40 | 74.00 | -28.60 | V | peak |
| 11832.000 | 30.83 | 14.71 | 45.54 | 74.00 | -28.46 | V | peak |
| 12996.000 | 29.17 | 17.94 | 47.11 | 74.00 | -26.89 | V | peak |
| 13752.000 | 27.62 | 19.93 | 47.55 | 74.00 | -26.45 | V | peak |
| | | | | | | | |
| 8340.000 | 31.60 | 9.46 | 41.06 | 74.00 | -32.94 | H | Peak |
| 10392.000 | 30.46 | 13.20 | 43.66 | 74.00 | -30.34 | H | Peak |
| 10968.000 | 30.45 | 14.98 | 45.43 | 74.00 | -28.57 | H | Peak |
| 11832.000 | 30.88 | 14.71 | 45.59 | 74.00 | -28.41 | H | peak |
| 12996.000 | 29.09 | 17.94 | 47.03 | 74.00 | -26.97 | H | peak |
| 13560.000 | 28.53 | 19.42 | 47.95 | 74.00 | -26.05 | H | peak |

***Remark:***

1. *Measuring frequencies from 1 GHz to the 10th harmonic of highest fundamental frequency.*
2. *Radiated emissions measured in frequency above 1000MHz were made with an instrument using peak/average detector mode.*
3. *Average test would be performed if the peak result were greater than the average limit.*
4. *Data of measurement within this frequency range shown " --- " in the table above means the reading of emissions are attenuated more than 20dB below the permissible limits or the field strength is too small to be measured.*
5. *Measurements above show only up to 6 maximum emissions noted, or would be lesser, with " N/A " remark, if no specific emissions from the EUT are recorded (ie: margin>20dB from the applicable limit) and considered that's already beyond the background noise floor.*
6. *Margin (dB) = Remark result (dBuV/m) – Average limit (dBuV/m).*


*This report shall not be reproduced except in full, without the written approval of Compliance Certification Services.*

**Test Mode:** TX / IEEE 802.11n HT 20 MHz / 5745MHz /(CH Low) **Tested by:** Eve Wang
**Ambient temperature:** 24°C **Relative humidity:** 52% RH **Date:** December 6, 2015

| Frequency (MHz) | Reading (dBuV) | Correction Factor (dB/m) | Result (dBuV/m) | Limit (dBuV/m) | Margin (dB) | Antenna Pole (V/H) | Remark |
|---|---|---|---|---|---|---|---|
| 9384.000 | 31.22 | 10.21 | 41.43 | 74.00 | -32.57 | V | peak |
| 11028.000 | 30.11 | 15.07 | 45.18 | 74.00 | -28.82 | V | peak |
| 11844.000 | 31.53 | 14.71 | 46.24 | 74.00 | -27.76 | V | peak |
| 13008.000 | 29.18 | 17.97 | 47.15 | 74.00 | -26.85 | V | peak |
| 13608.000 | 28.30 | 19.55 | 47.85 | 74.00 | -26.15 | V | peak |
| 17232.000 | 32.33 | 23.35 | 55.68 | 74.00 | -18.32 | V | peak |
| 17232.000 | 27.29 | 23.35 | 50.64 | 54.00 | -3.36 | V | AVG |
| | | | | | | | |
| 8340.000 | 31.69 | 9.46 | 41.15 | 74.00 | -32.85 | H | Peak |
| 10272.000 | 30.57 | 12.82 | 43.39 | 74.00 | -30.61 | H | Peak |
| 10980.000 | 30.19 | 15.02 | 45.21 | 74.00 | -28.79 | H | Peak |
| 11856.000 | 30.88 | 14.70 | 45.58 | 74.00 | -28.42 | H | peak |
| 12912.000 | 29.53 | 17.66 | 47.19 | 74.00 | -26.81 | H | peak |
| 13464.000 | 28.30 | 19.17 | 47.47 | 74.00 | -26.53 | H | peak |

***Remark:***

1. *Measuring frequencies from 1 GHz to the 10th harmonic of highest fundamental frequency.*
2. *Radiated emissions measured in frequency above 1000MHz were made with an instrument using peak/average detector mode.*
3. *Average test would be performed if the peak result were greater than the average limit.*
4. *Data of measurement within this frequency range shown " --- " in the table above means the reading of emissions are attenuated more than 20dB below the permissible limits or the field strength is too small to be measured.*
5. *Measurements above show only up to 6 maximum emissions noted, or would be lesser, with " N/A " remark, if no specific emissions from the EUT are recorded (ie: margin>20dB from the applicable limit) and considered that's already beyond the background noise floor.*
6. *Margin (dB) = Remark result (dBuV/m) – Average limit (dBuV/m).*


*This report shall not be reproduced except in full, without the written approval of Compliance Certification Services.*

**Test Mode:** TX / IEEE 802.11n HT 20 MHz / 5785MHz /(CH Mid) **Tested by:** Eve Wang
**Ambient temperature:** 24°C **Relative humidity:** 52% RH **Date:** December 6, 2015

| Frequency (MHz) | Reading (dBuV) | Correction Factor (dB/m) | Result (dBuV/m) | Limit (dBuV/m) | Margin (dB) | Antenna Pole (V/H) | Remark |
|---|---|---|---|---|---|---|---|
| 8376.000 | 31.75 | 9.44 | 41.19 | 74.00 | -32.81 | V | peak |
| 10296.000 | 30.75 | 12.90 | 43.65 | 74.00 | -30.35 | V | peak |
| 11052.000 | 30.39 | 15.06 | 45.45 | 74.00 | -28.55 | V | peak |
| 11856.000 | 31.25 | 14.70 | 45.95 | 74.00 | -28.05 | V | peak |
| 12780.000 | 29.68 | 17.22 | 46.90 | 74.00 | -27.10 | V | peak |
| 13548.000 | 28.14 | 19.39 | 47.53 | 74.00 | -26.47 | V | peak |
| | | | | | | | |
| 8364.000 | 31.99 | 9.45 | 41.44 | 74.00 | -32.56 | H | Peak |
| 10152.000 | 31.46 | 12.45 | 43.91 | 74.00 | -30.09 | H | Peak |
| 11040.000 | 30.44 | 15.06 | 45.50 | 74.00 | -28.50 | H | Peak |
| 11844.000 | 31.30 | 14.71 | 46.01 | 74.00 | -27.99 | H | peak |
| 12792.000 | 29.75 | 17.26 | 47.01 | 74.00 | -26.99 | H | peak |
| 13440.000 | 28.19 | 19.11 | 47.30 | 74.00 | -26.70 | H | peak |

***Remark:***

1. *Measuring frequencies from 1 GHz to the 10th harmonic of highest fundamental frequency.*
2. *Radiated emissions measured in frequency above 1000MHz were made with an instrument using peak/average detector mode.*
3. *Average test would be performed if the peak result were greater than the average limit.*
4. *Data of measurement within this frequency range shown " --- " in the table above means the reading of emissions are attenuated more than 20dB below the permissible limits or the field strength is too small to be measured.*
5. *Measurements above show only up to 6 maximum emissions noted, or would be lesser, with " N/A " remark, if no specific emissions from the EUT are recorded (ie: margin>20dB from the applicable limit) and considered that's already beyond the background noise floor.*
6. *Margin (dB) = Remark result (dBuV/m) – Average limit (dBuV/m).*


*This report shall not be reproduced except in full, without the written approval of Compliance Certification Services.*

**Test Mode:** TX / IEEE 802.11n HT 20 MHz / 5825MHz /(CH High) **Tested by:** Eve Wang
**Ambient temperature:** 24°C **Relative humidity:** 52% RH **Date:** December 6, 2015

| Frequency (MHz) | Reading (dBuV) | Correction Factor (dB/m) | Result (dBuV/m) | Limit (dBuV/m) | Margin (dB) | Antenna Pole (V/H) | Remark |
|---|---|---|---|---|---|---|---|
| 8364.000 | 31.59 | 9.45 | 41.04 | 74.00 | -32.96 | V | peak |
| 10524.000 | 30.24 | 13.60 | 43.84 | 74.00 | -30.16 | V | peak |
| 10956.000 | 30.45 | 14.94 | 45.39 | 74.00 | -28.61 | V | peak |
| 11844.000 | 30.90 | 14.71 | 45.61 | 74.00 | -28.39 | V | peak |
| 12720.000 | 29.61 | 17.02 | 46.63 | 74.00 | -27.37 | V | peak |
| 13596.000 | 27.97 | 19.52 | 47.49 | 74.00 | -26.51 | V | peak |
| | | | | | | | |
| 9372.000 | 31.36 | 10.17 | 41.53 | 74.00 | -32.47 | H | Peak |
| 10308.000 | 30.79 | 12.93 | 43.72 | 74.00 | -30.28 | H | Peak |
| 10980.000 | 30.36 | 15.02 | 45.38 | 74.00 | -28.62 | H | Peak |
| 11844.000 | 30.94 | 14.71 | 45.65 | 74.00 | -28.35 | H | peak |
| 12660.000 | 29.68 | 16.82 | 46.50 | 74.00 | -27.50 | H | peak |
| 13596.000 | 27.89 | 19.52 | 47.41 | 74.00 | -26.59 | H | peak |

***Remark:***

1. *Measuring frequencies from 1 GHz to the 10th harmonic of highest fundamental frequency.*
2. *Radiated emissions measured in frequency above 1000MHz were made with an instrument using peak/average detector mode.*
3. *Average test would be performed if the peak result were greater than the average limit.*
4. *Data of measurement within this frequency range shown " --- " in the table above means the reading of emissions are attenuated more than 20dB below the permissible limits or the field strength is too small to be measured.*
5. *Measurements above show only up to 6 maximum emissions noted, or would be lesser, with " N/A " remark, if no specific emissions from the EUT are recorded (ie: margin>20dB from the applicable limit) and considered that's already beyond the background noise floor.*
6. *Margin (dB) = Remark result (dBuV/m) – Average limit (dBuV/m).*


*This report shall not be reproduced except in full, without the written approval of Compliance Certification Services.*

**Test Mode:** TX / IEEE 802.11n HT 40 MHz / 5190MHz /(CH Low) **Tested by:** Eve Wang
**Ambient temperature:** 24°C **Relative humidity:** 52% RH **Date:** December 6, 2015

| Frequency (MHz) | Reading (dBuV) | Correction Factor (dB/m) | Result (dBuV/m) | Limit (dBuV/m) | Margin (dB) | Antenna Pole (V/H) | Remark |
|---|---|---|---|---|---|---|---|
| 10500.000 | 30.36 | 13.53 | 43.89 | 74.00 | -30.11 | V | peak |
| 11016.000 | 30.28 | 15.07 | 45.35 | 74.00 | -28.65 | V | peak |
| 11844.000 | 30.78 | 14.71 | 45.49 | 74.00 | -28.51 | V | peak |
| 13488.000 | 28.71 | 19.23 | 47.94 | 74.00 | -26.06 | V | peak |
| 15372.000 | 29.65 | 19.47 | 49.12 | 74.00 | -24.88 | V | peak |
| 15816.000 | 31.20 | 17.45 | 48.65 | 74.00 | -25.35 | V | peak |
| | | | | | | | |
| 9396.000 | 31.26 | 10.24 | 41.50 | 74.00 | -32.50 | H | Peak |
| 10524.000 | 30.50 | 13.60 | 44.10 | 74.00 | -29.90 | H | Peak |
| 11052.000 | 30.30 | 15.06 | 45.36 | 74.00 | -28.64 | H | Peak |
| 11832.000 | 30.71 | 14.71 | 45.42 | 74.00 | -28.58 | H | peak |
| 13020.000 | 29.08 | 18.00 | 47.08 | 74.00 | -26.92 | H | peak |
| 13596.000 | 28.12 | 19.52 | 47.64 | 74.00 | -26.36 | H | peak |

***Remark:***

1. *Measuring frequencies from 1 GHz to the 10th harmonic of highest fundamental frequency.*
2. *Radiated emissions measured in frequency above 1000MHz were made with an instrument using peak/average detector mode.*
3. *Average test would be performed if the peak result were greater than the average limit.*
4. *Data of measurement within this frequency range shown " --- " in the table above means the reading of emissions are attenuated more than 20dB below the permissible limits or the field strength is too small to be measured.*
5. *Measurements above show only up to 6 maximum emissions noted, or would be lesser, with " N/A " remark, if no specific emissions from the EUT are recorded (ie: margin>20dB from the applicable limit) and considered that's already beyond the background noise floor.*
6. *Margin (dB) = Remark result (dBuV/m) – Average limit (dBuV/m).*


*This report shall not be reproduced except in full, without the written approval of Compliance Certification Services.*

**Test Mode:** TX / IEEE 802.11n HT 40 MHz / 5230MHz /(CH High) **Tested by:** Eve Wang
**Ambient temperature:** 24°C **Relative humidity:** 52% RH **Date:** December 6, 2015

| Frequency (MHz) | Reading (dBuV) | Correction Factor (dB/m) | Result (dBuV/m) | Limit (dBuV/m) | Margin (dB) | Antenna Pole (V/H) | Remark |
|---|---|---|---|---|---|---|---|
| 8364.000 | 31.73 | 9.45 | 41.18 | 74.00 | -32.82 | V | peak |
| 10296.000 | 30.69 | 12.90 | 43.59 | 74.00 | -30.41 | V | peak |
| 11028.000 | 30.21 | 15.07 | 45.28 | 74.00 | -28.72 | V | peak |
| 11856.000 | 30.82 | 14.70 | 45.52 | 74.00 | -28.48 | V | peak |
| 13044.000 | 29.04 | 18.07 | 47.11 | 74.00 | -26.89 | V | peak |
| 15684.000 | 32.76 | 18.05 | 50.81 | 74.00 | -23.19 | V | peak |
| | | | | | | | |
| 10152.000 | 31.04 | 12.45 | 43.49 | 74.00 | -30.51 | H | Peak |
| 11028.000 | 30.21 | 15.07 | 45.28 | 74.00 | -28.72 | H | Peak |
| 11844.000 | 30.77 | 14.71 | 45.48 | 74.00 | -28.52 | H | Peak |
| 13068.000 | 28.84 | 18.13 | 46.97 | 74.00 | -27.03 | H | peak |
| 13740.000 | 27.85 | 19.90 | 47.75 | 74.00 | -26.25 | H | peak |
| 15684.000 | 31.79 | 18.05 | 49.84 | 74.00 | -24.16 | H | peak |

***Remark:***

1. *Measuring frequencies from 1 GHz to the 10th harmonic of highest fundamental frequency.*
2. *Radiated emissions measured in frequency above 1000MHz were made with an instrument using peak/average detector mode.*
3. *Average test would be performed if the peak result were greater than the average limit.*
4. *Data of measurement within this frequency range shown " --- " in the table above means the reading of emissions are attenuated more than 20dB below the permissible limits or the field strength is too small to be measured.*
5. *Measurements above show only up to 6 maximum emissions noted, or would be lesser, with " N/A " remark, if no specific emissions from the EUT are recorded (ie: margin>20dB from the applicable limit) and considered that's already beyond the background noise floor.*
6. *Margin (dB) = Remark result (dBuV/m) – Average limit (dBuV/m).*


*This report shall not be reproduced except in full, without the written approval of Compliance Certification Services.*

**Test Mode:** TX / IEEE 802.11n HT 40 MHz / 5270MHz /(CH Low) **Tested by:** Eve Wang
**Ambient temperature:** 24°C **Relative humidity:** 52% RH **Date:** December 6, 2015

| Frequency (MHz) | Reading (dBuV) | Correction Factor (dB/m) | Result (dBuV/m) | Limit (dBuV/m) | Margin (dB) | Antenna Pole (V/H) | Remark |
|---|---|---|---|---|---|---|---|
| 10512.000 | 30.49 | 13.57 | 44.06 | 74.00 | -29.94 | V | peak |
| 11052.000 | 30.34 | 15.06 | 45.40 | 74.00 | -28.60 | V | peak |
| 11844.000 | 30.78 | 14.71 | 45.49 | 74.00 | -28.51 | V | peak |
| 12912.000 | 29.25 | 17.66 | 46.91 | 74.00 | -27.09 | V | peak |
| 13596.000 | 28.13 | 19.52 | 47.65 | 74.00 | -26.35 | V | peak |
| 15816.000 | 32.07 | 17.45 | 49.52 | 74.00 | -24.48 | V | peak |
| | | | | | | | |
| 8340.000 | 31.70 | 9.46 | 41.16 | 74.00 | -32.84 | H | Peak |
| 10944.000 | 30.42 | 14.91 | 45.33 | 74.00 | -28.67 | H | Peak |
| 11856.000 | 31.01 | 14.70 | 45.71 | 74.00 | -28.29 | H | Peak |
| 13020.000 | 29.10 | 18.00 | 47.10 | 74.00 | -26.90 | H | peak |
| 13584.000 | 28.07 | 19.49 | 47.56 | 74.00 | -26.44 | H | peak |
| 15780.000 | 31.36 | 17.61 | 48.97 | 74.00 | -25.03 | H | peak |

***Remark:***

1. *Measuring frequencies from 1 GHz to the 10th harmonic of highest fundamental frequency.*
2. *Radiated emissions measured in frequency above 1000MHz were made with an instrument using peak/average detector mode.*
3. *Average test would be performed if the peak result were greater than the average limit.*
4. *Data of measurement within this frequency range shown " --- " in the table above means the reading of emissions are attenuated more than 20dB below the permissible limits or the field strength is too small to be measured.*
5. *Measurements above show only up to 6 maximum emissions noted, or would be lesser, with " N/A " remark, if no specific emissions from the EUT are recorded (ie: margin>20dB from the applicable limit) and considered that's already beyond the background noise floor.*
6. *Margin (dB) = Remark result (dBuV/m) – Average limit (dBuV/m).*


*This report shall not be reproduced except in full, without the written approval of Compliance Certification Services.*

**Test Mode:** TX / IEEE 802.11n HT 40 MHz / 5310MHz /(CH High) **Tested by:** Eve Wang
**Ambient temperature:** 24°C **Relative humidity:** 52% RH **Date:** December 6, 2015

| Frequency (MHz) | Reading (dBuV) | Correction Factor (dB/m) | Result (dBuV/m) | Limit (dBuV/m) | Margin (dB) | Antenna Pole (V/H) | Remark |
|---|---|---|---|---|---|---|---|
| 8352.000 | 31.40 | 9.46 | 40.86 | 74.00 | -33.14 | V | peak |
| 10512.000 | 30.53 | 13.57 | 44.10 | 74.00 | -29.90 | V | peak |
| 10992.000 | 30.43 | 15.06 | 45.49 | 74.00 | -28.51 | V | peak |
| 11832.000 | 30.84 | 14.71 | 45.55 | 74.00 | -28.45 | V | peak |
| 12780.000 | 29.39 | 17.22 | 46.61 | 74.00 | -27.39 | V | peak |
| 13548.000 | 28.21 | 19.39 | 47.60 | 74.00 | -26.40 | V | peak |
| | | | | | | | |
| 8352.000 | 31.60 | 9.46 | 41.06 | 74.00 | -32.94 | H | Peak |
| 9384.000 | 31.88 | 10.21 | 42.09 | 74.00 | -31.91 | H | Peak |
| 10056.000 | 31.39 | 12.15 | 43.54 | 74.00 | -30.46 | H | Peak |
| 11016.000 | 30.25 | 15.07 | 45.32 | 74.00 | -28.68 | H | peak |
| 11832.000 | 30.87 | 14.71 | 45.58 | 74.00 | -28.42 | H | peak |
| 12852.000 | 29.48 | 17.46 | 46.94 | 74.00 | -27.06 | H | peak |

***Remark:***

1. *Measuring frequencies from 1 GHz to the 10th harmonic of highest fundamental frequency.*
2. *Radiated emissions measured in frequency above 1000MHz were made with an instrument using peak/average detector mode.*
3. *Average test would be performed if the peak result were greater than the average limit.*
4. *Data of measurement within this frequency range shown " --- " in the table above means the reading of emissions are attenuated more than 20dB below the permissible limits or the field strength is too small to be measured.*
5. *Measurements above show only up to 6 maximum emissions noted, or would be lesser, with " N/A " remark, if no specific emissions from the EUT are recorded (ie: margin>20dB from the applicable limit) and considered that's already beyond the background noise floor.*
6. *Margin (dB) = Remark result (dBuV/m) – Average limit (dBuV/m).*


*This report shall not be reproduced except in full, without the written approval of Compliance Certification Services.*

**Test Mode:** TX / IEEE 802.11n HT 40 MHz / 5510MHz /(CH Low) **Tested by:** Eve Wang
**Ambient temperature:** 24°C **Relative humidity:** 52% RH **Date:** December 6, 2015

| Frequency (MHz) | Reading (dBuV) | Correction Factor (dB/m) | Result (dBuV/m) | Limit (dBuV/m) | Margin (dB) | Antenna Pole (V/H) | Remark |
|---|---|---|---|---|---|---|---|
| 8364.000 | 31.67 | 9.45 | 41.12 | 74.00 | -32.88 | V | peak |
| 10500.000 | 30.71 | 13.53 | 44.24 | 74.00 | -29.76 | V | peak |
| 11052.000 | 30.44 | 15.06 | 45.50 | 74.00 | -28.50 | V | peak |
| 11844.000 | 30.99 | 14.71 | 45.70 | 74.00 | -28.30 | V | peak |
| 12984.000 | 29.33 | 17.90 | 47.23 | 74.00 | -26.77 | V | peak |
| 15612.000 | 30.46 | 18.38 | 48.84 | 74.00 | -25.16 | V | peak |
| | | | | | | | |
| 8352.000 | 31.88 | 9.46 | 41.34 | 74.00 | -32.66 | H | Peak |
| 9408.000 | 31.15 | 10.28 | 41.43 | 74.00 | -32.57 | H | Peak |
| 10944.000 | 30.43 | 14.91 | 45.34 | 74.00 | -28.66 | H | Peak |
| 11844.000 | 30.93 | 14.71 | 45.64 | 74.00 | -28.36 | H | peak |
| 13152.000 | 28.97 | 18.35 | 47.32 | 74.00 | -26.68 | H | peak |
| 15828.000 | 31.32 | 17.39 | 48.71 | 74.00 | -25.29 | H | peak |

***Remark:***

1. *Measuring frequencies from 1 GHz to the 10th harmonic of highest fundamental frequency.*
2. *Radiated emissions measured in frequency above 1000MHz were made with an instrument using peak/average detector mode.*
3. *Average test would be performed if the peak result were greater than the average limit.*
4. *Data of measurement within this frequency range shown " --- " in the table above means the reading of emissions are attenuated more than 20dB below the permissible limits or the field strength is too small to be measured.*
5. *Measurements above show only up to 6 maximum emissions noted, or would be lesser, with " N/A " remark, if no specific emissions from the EUT are recorded (ie: margin>20dB from the applicable limit) and considered that's already beyond the background noise floor.*
6. *Margin (dB) = Remark result (dBuV/m) – Average limit (dBuV/m).*


*This report shall not be reproduced except in full, without the written approval of Compliance Certification Services.*

**Test Mode:** TX / IEEE 802.11n HT 40 MHz / 5550MHz /(CH Mid) **Tested by:** Eve Wang
**Ambient temperature:** 24°C **Relative humidity:** 52% RH **Date:** December 6, 2015

| Frequency (MHz) | Reading (dBuV) | Correction Factor (dB/m) | Result (dBuV/m) | Limit (dBuV/m) | Margin (dB) | Antenna Pole (V/H) | Remark |
|---|---|---|---|---|---|---|---|
| 8352.000 | 31.53 | 9.46 | 40.99 | 74.00 | -33.01 | V | peak |
| 10944.000 | 30.27 | 14.91 | 45.18 | 74.00 | -28.82 | V | peak |
| 11844.000 | 30.88 | 14.71 | 45.59 | 74.00 | -28.41 | V | peak |
| 12768.000 | 29.21 | 17.18 | 46.39 | 74.00 | -27.61 | V | peak |
| 13524.000 | 28.15 | 19.33 | 47.48 | 74.00 | -26.52 | V | peak |
| 15816.000 | 31.13 | 17.45 | 48.58 | 74.00 | -25.42 | V | peak |
| | | | | | | | |
| 8352.000 | 31.70 | 9.46 | 41.16 | 74.00 | -32.84 | H | Peak |
| 10260.000 | 30.96 | 12.79 | 43.75 | 74.00 | -30.25 | H | Peak |
| 10944.000 | 30.31 | 14.91 | 45.22 | 74.00 | -28.78 | H | Peak |
| 11832.000 | 30.75 | 14.71 | 45.46 | 74.00 | -28.54 | H | peak |
| 13008.000 | 29.28 | 17.97 | 47.25 | 74.00 | -26.75 | H | peak |
| 15828.000 | 31.17 | 17.39 | 48.56 | 74.00 | -25.44 | H | AVG |

***Remark:***

1. *Measuring frequencies from 1 GHz to the 10th harmonic of highest fundamental frequency.*
2. *Radiated emissions measured in frequency above 1000MHz were made with an instrument using peak/average detector mode.*
3. *Average test would be performed if the peak result were greater than the average limit.*
4. *Data of measurement within this frequency range shown " --- " in the table above means the reading of emissions are attenuated more than 20dB below the permissible limits or the field strength is too small to be measured.*
5. *Measurements above show only up to 6 maximum emissions noted, or would be lesser, with " N/A " remark, if no specific emissions from the EUT are recorded (ie: margin>20dB from the applicable limit) and considered that's already beyond the background noise floor.*
6. *Margin (dB) = Remark result (dBuV/m) – Average limit (dBuV/m).*


*This report shall not be reproduced except in full, without the written approval of Compliance Certification Services.*

**Test Mode:** TX / IEEE 802.11n HT 40 MHz / 5670MHz /(CH High) **Tested by:** Eve Wang
**Ambient temperature:** 24°C **Relative humidity:** 52% RH **Date:** December 6, 2015

| Frequency (MHz) | Reading (dBuV) | Correction Factor (dB/m) | Result (dBuV/m) | Limit (dBuV/m) | Margin (dB) | Antenna Pole (V/H) | Remark |
|---|---|---|---|---|---|---|---|
| 10308.000 | 30.71 | 12.93 | 43.64 | 74.00 | -30.36 | V | peak |
| 11052.000 | 30.25 | 15.06 | 45.31 | 74.00 | -28.69 | V | peak |
| 12504.000 | 29.71 | 16.31 | 46.02 | 74.00 | -27.98 | V | peak |
| 12996.000 | 29.50 | 17.94 | 47.44 | 74.00 | -26.56 | V | peak |
| 13596.000 | 28.16 | 19.52 | 47.68 | 74.00 | -26.32 | V | peak |
| 17016.000 | 30.29 | 23.39 | 53.68 | 74.00 | -20.32 | V | peak |
| 17016.000 | 27.10 | 23.39 | 50.49 | 54.00 | -3.51 | V | AVG |
| | | | | | | | |
| 8352.000 | 31.50 | 9.46 | 40.96 | 74.00 | -33.04 | H | Peak |
| 10512.000 | 30.58 | 13.57 | 44.15 | 74.00 | -29.85 | H | Peak |
| 10980.000 | 30.19 | 15.02 | 45.21 | 74.00 | -28.79 | H | Peak |
| 11832.000 | 31.01 | 14.71 | 45.72 | 74.00 | -28.28 | H | peak |
| 12936.000 | 29.15 | 17.74 | 46.89 | 74.00 | -27.11 | H | peak |
| 13584.000 | 28.42 | 19.49 | 47.91 | 74.00 | -26.09 | H | peak |

***Remark:***

1. *Measuring frequencies from 1 GHz to the 10th harmonic of highest fundamental frequency.*
2. *Radiated emissions measured in frequency above 1000MHz were made with an instrument using peak/average detector mode.*
3. *Average test would be performed if the peak result were greater than the average limit.*
4. *Data of measurement within this frequency range shown " --- " in the table above means the reading of emissions are attenuated more than 20dB below the permissible limits or the field strength is too small to be measured.*
5. *Measurements above show only up to 6 maximum emissions noted, or would be lesser, with " N/A " remark, if no specific emissions from the EUT are recorded (ie: margin>20dB from the applicable limit) and considered that's already beyond the background noise floor.*
6. *Margin (dB) = Remark result (dBuV/m) – Average limit (dBuV/m).*


*This report shall not be reproduced except in full, without the written approval of Compliance Certification Services.*

**Test Mode:** TX / IEEE 802.11n HT 40 MHz / 5755MHz /(CH Low) **Tested by:** Eve Wang
**Ambient temperature:** 24°C **Relative humidity:** 52% RH **Date:** December 6, 2015

| Frequency (MHz) | Reading (dBuV) | Correction Factor (dB/m) | Result (dBuV/m) | Limit (dBuV/m) | Margin (dB) | Antenna Pole (V/H) | Remark |
|---|---|---|---|---|---|---|---|
| 8340.000 | 31.54 | 9.46 | 41.00 | 74.00 | -33.00 | V | peak |
| 10176.000 | 31.20 | 12.53 | 43.73 | 74.00 | -30.27 | V | peak |
| 11124.000 | 30.07 | 15.03 | 45.10 | 74.00 | -28.90 | V | peak |
| 11820.000 | 30.54 | 14.72 | 45.26 | 74.00 | -28.74 | V | peak |
| 12996.000 | 28.81 | 17.94 | 46.75 | 74.00 | -27.25 | V | peak |
| 13632.000 | 28.02 | 19.61 | 47.63 | 74.00 | -26.37 | V | peak |
| | | | | | | | |
| 8352.000 | 31.50 | 9.46 | 40.96 | 74.00 | -33.04 | H | Peak |
| 10980.000 | 30.19 | 15.02 | 45.21 | 74.00 | -28.79 | H | Peak |
| 11832.000 | 31.01 | 14.71 | 45.72 | 74.00 | -28.28 | H | Peak |
| 12876.000 | 29.25 | 17.54 | 46.79 | 74.00 | -27.21 | H | peak |
| 13524.000 | 28.15 | 19.33 | 47.48 | 74.00 | -26.52 | H | peak |
| 15804.000 | 31.36 | 17.50 | 48.86 | 74.00 | -25.14 | H | peak |

***Remark:***

1. *Measuring frequencies from 1 GHz to the 10th harmonic of highest fundamental frequency.*
2. *Radiated emissions measured in frequency above 1000MHz were made with an instrument using peak/average detector mode.*
3. *Average test would be performed if the peak result were greater than the average limit.*
4. *Data of measurement within this frequency range shown " --- " in the table above means the reading of emissions are attenuated more than 20dB below the permissible limits or the field strength is too small to be measured.*
5. *Measurements above show only up to 6 maximum emissions noted, or would be lesser, with " N/A " remark, if no specific emissions from the EUT are recorded (ie: margin>20dB from the applicable limit) and considered that's already beyond the background noise floor.*
6. *Margin (dB) = Remark result (dBuV/m) – Average limit (dBuV/m).*


*This report shall not be reproduced except in full, without the written approval of Compliance Certification Services.*

**Test Mode:** TX / IEEE 802.11n HT 40 MHz / 5795MHz /(CH High) **Tested by:** Eve Wang
**Ambient temperature:** 24°C **Relative humidity:** 52% RH **Date:** December 6, 2015

| Frequency (MHz) | Reading (dBuV) | Correction Factor (dB/m) | Result (dBuV/m) | Limit (dBuV/m) | Margin (dB) | Antenna Pole (V/H) | Remark |
|---|---|---|---|---|---|---|---|
| 8328.000 | 31.45 | 9.47 | 40.92 | 74.00 | -33.08 | V | peak |
| 10296.000 | 30.32 | 12.90 | 43.22 | 74.00 | -30.78 | V | peak |
| 10956.000 | 30.04 | 14.94 | 44.98 | 74.00 | -29.02 | V | peak |
| 11844.000 | 31.13 | 14.71 | 45.84 | 74.00 | -28.16 | V | peak |
| 13020.000 | 29.35 | 18.00 | 47.35 | 74.00 | -26.65 | V | peak |
| 15828.000 | 30.97 | 17.39 | 48.36 | 74.00 | -25.64 | V | peak |
| | | | | | | | |
| 8424.000 | 31.75 | 9.42 | 41.17 | 74.00 | -32.83 | H | Peak |
| 10260.000 | 30.59 | 12.79 | 43.38 | 74.00 | -30.62 | H | Peak |
| 11052.000 | 30.70 | 15.06 | 45.76 | 74.00 | -28.24 | H | Peak |
| 12456.000 | 29.87 | 16.15 | 46.02 | 74.00 | -27.98 | H | peak |
| 13140.000 | 29.02 | 18.32 | 47.34 | 74.00 | -26.66 | H | peak |
| 13572.000 | 28.25 | 19.45 | 47.70 | 74.00 | -26.30 | H | peak |

***Remark:***

1. *Measuring frequencies from 1 GHz to the 10th harmonic of highest fundamental frequency.*
2. *Radiated emissions measured in frequency above 1000MHz were made with an instrument using peak/average detector mode.*
3. *Average test would be performed if the peak result were greater than the average limit.*
4. *Data of measurement within this frequency range shown " --- " in the table above means the reading of emissions are attenuated more than 20dB below the permissible limits or the field strength is too small to be measured.*
5. *Measurements above show only up to 6 maximum emissions noted, or would be lesser, with " N/A " remark, if no specific emissions from the EUT are recorded (ie: margin>20dB from the applicable limit) and considered that's already beyond the background noise floor.*
6. *Margin (dB) = Remark result (dBuV/m) – Average limit (dBuV/m).*


*This report shall not be reproduced except in full, without the written approval of Compliance Certification Services.*

## 6.8 CONDUCTED UNDESIRABLE EMISSION

### 6.8.1LIMIT

According to 15.407(b) ,

(1) For transmitters operating in the 5.15-5.25 GHz band: all emissions outside of the 5.15-5.35 GHz band shall not exceed an EIRP of -27 dBm/MHz.

(2) For transmitters operating in the 5.725–5.850 GHz band: all emissions within the frequency range from the band edge to 10 MHz above or below the band edge shall not exceed an EIRP of –17 dBm/MHz; for frequencies 10 MHz or greater above or below the band edge, emissions shall not exceed an EIRP of –27 dBm/MHz.

(3) The provisions of §15.205 apply to intentional radiators operating under this section.

### 6.8.2MEASUREMENT EQUIPMENT USED

| Name of Equipment | Manufacturer | Model | Serial Number | Last Calibration | Due Calibration |
|---|---|---|---|---|---|
| Spectrum Analyzer | Agilent | E4446A | US44300399 | 02/28/2015 | 02/27/2016 |

***Remark:*** *Each piece of equipment is scheduled for calibration once a year.*

### 6.8.3TEST CONFIGURATION

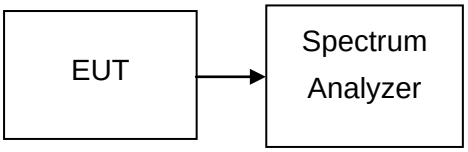


### 6.8.4TEST PROCEDURE

Conducted RF measurements of the transmitter output were made to confirm that the EUT antenna port conducted emissions meet the specified limit and to identify any spurious signals that require further investigation or measurements on the radiated emissions site.

The transmitter output is connected to the spectrum analyzer. The resolution bandwidth is set to 1 MHz. The video bandwidth is set to 1 MHz. Peak detection measurements are compared to the average EIRP limit, adjusted for the maximum antenna gain. If necessary, additional average detection measurements are made.

Measurements are made over the 30 MHz to 40 GHz range with the transmitter set to the lowest, middle, and highest channels.

### 6.8.5TEST RESULTS

*No non-compliance noted*


*This report shall not be reproduced except in full, without the written approval of Compliance Certification Services.*

## Test Plot

**IEEE 802.11a mode / 5180 ~ 5240MHz**

**CH Low**

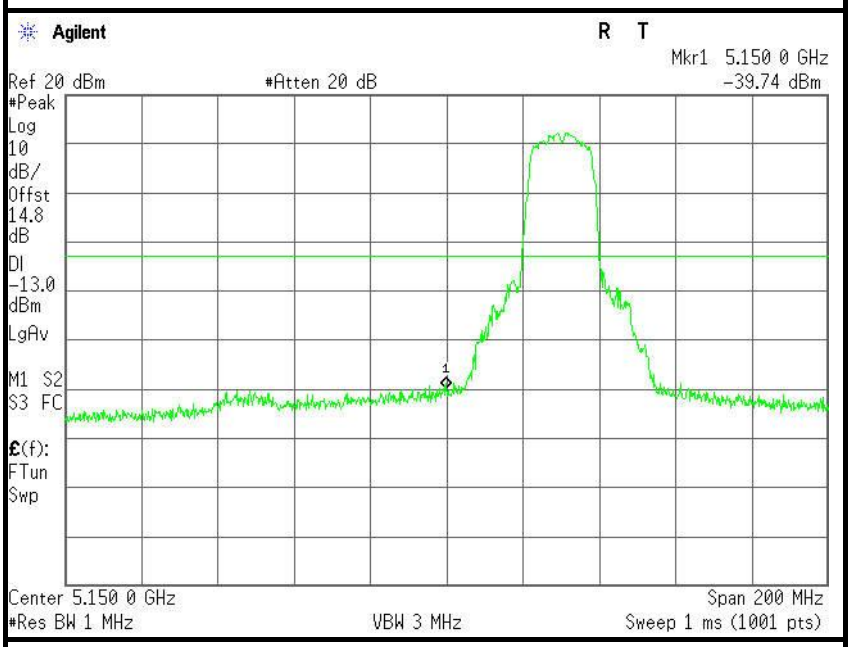


**IEEE 802.11a mode / 5260~ 5320MHz**

**CH High**

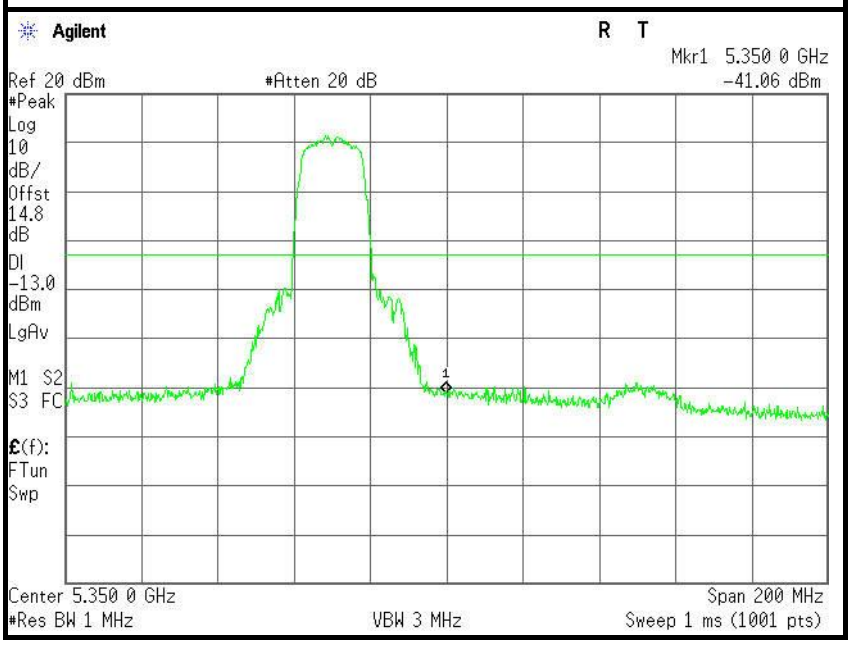



*This report shall not be reproduced except in full, without the written approval of Compliance Certification Services.*

**IEEE 802.11a mode / 5500 ~ 5700MHz**

**CH Low**

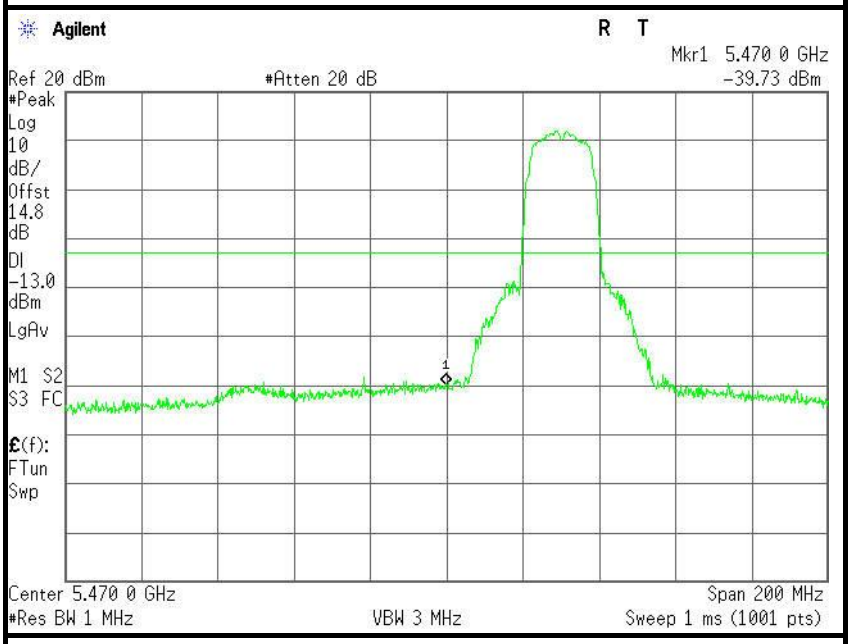


**CH High**

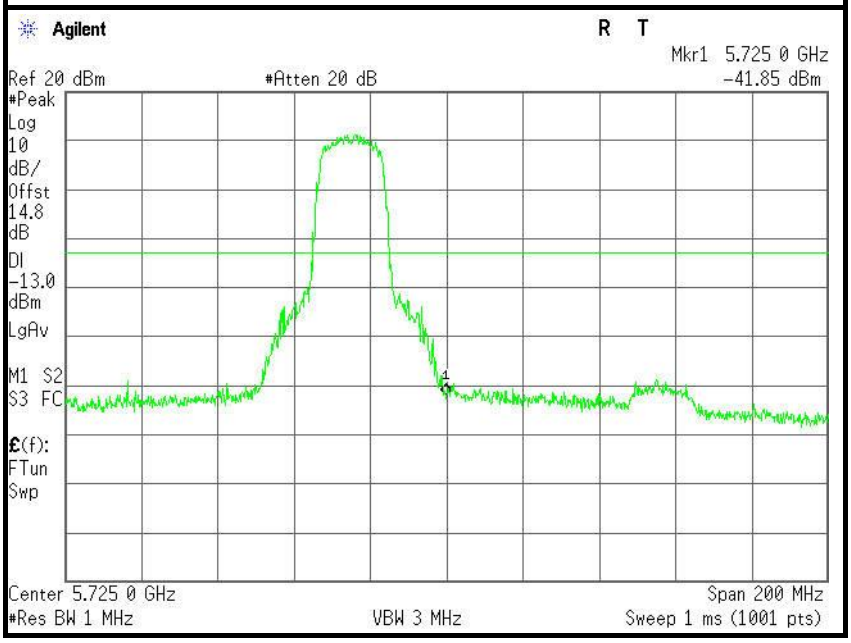



*This report shall not be reproduced except in full, without the written approval of Compliance Certification Services.*

**IEEE 802.11a mode / 5745 ~ 5825MHz**

**CH Low**

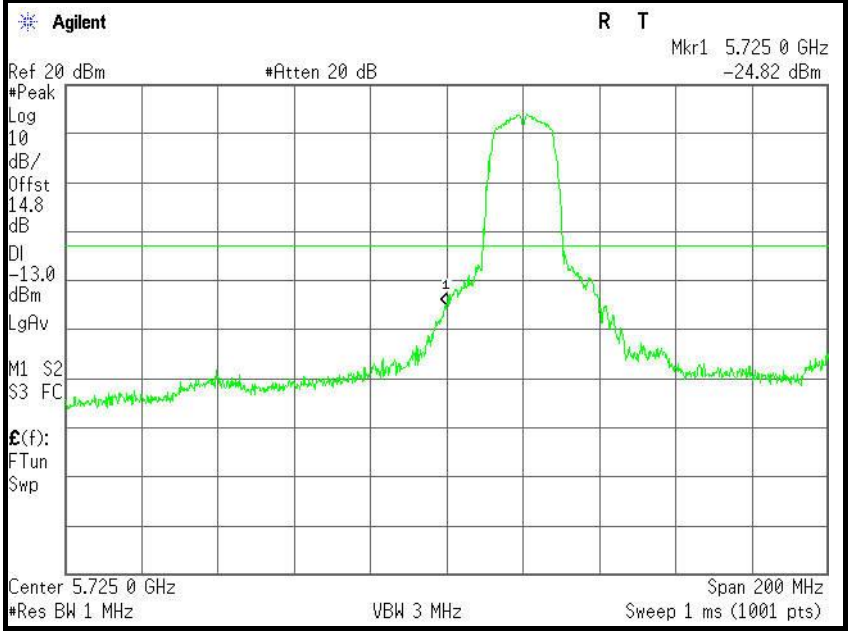


**CH High**

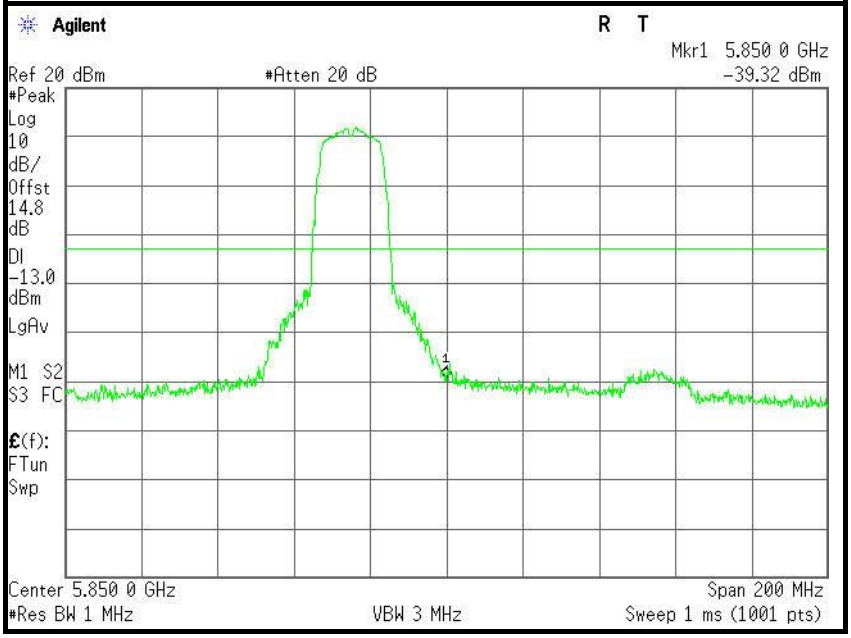



*This report shall not be reproduced except in full, without the written approval of Compliance Certification Services.*

**IEEE 802.11n HT 20 MHz mode / 5180 ~ 5240MHz**

**CH Low**

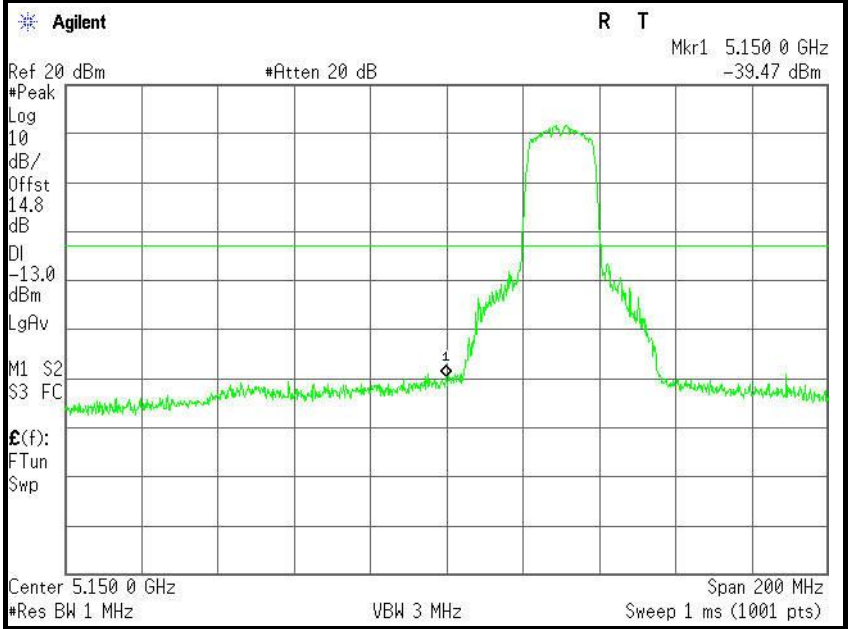


**IEEE 802.11n HT 20 MHz mode / 5260~ 5320MHz**

**CH high**

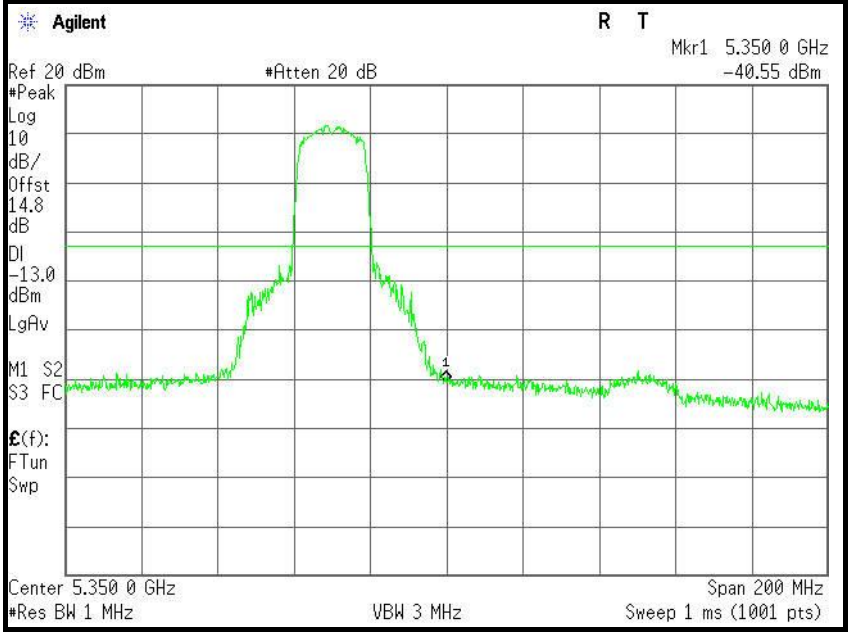



*This report shall not be reproduced except in full, without the written approval of Compliance Certification Services.*

**IEEE 802.11n HT 20 MHz mode / 5500 ~ 5700MHz**

**CH Low**

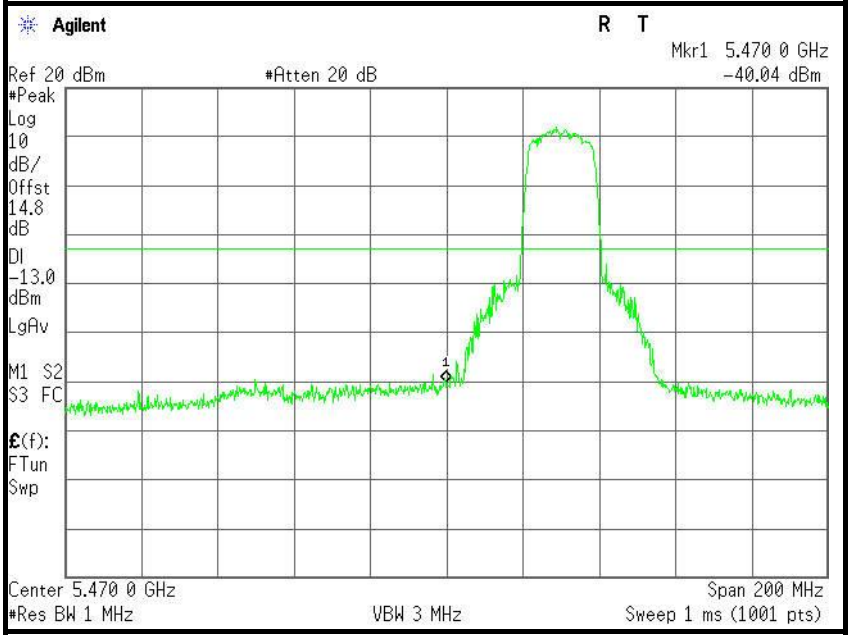


**CH High**

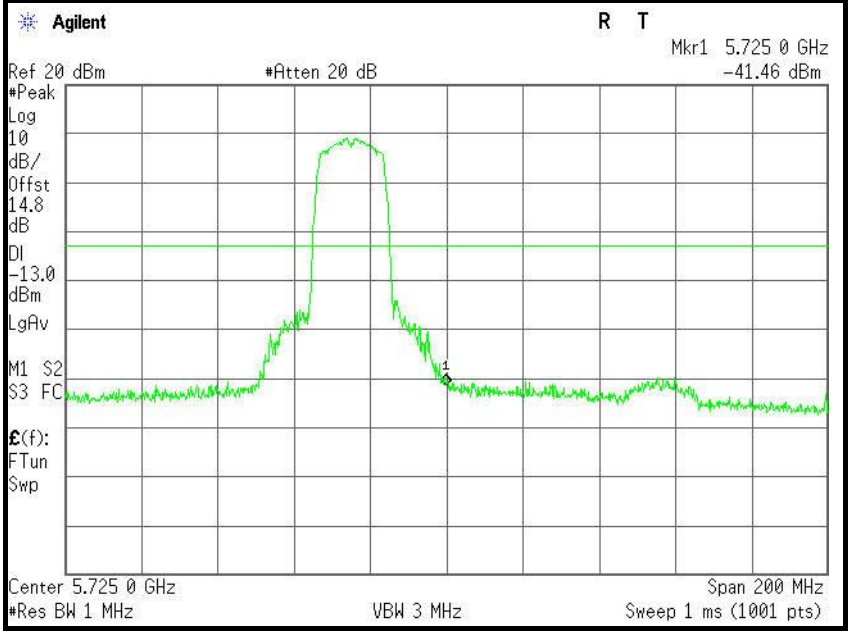



*This report shall not be reproduced except in full, without the written approval of Compliance Certification Services.*

**IEEE 802.11n HT 20 MHz mode / 5745 ~ 5825MHz**

**CH Low**

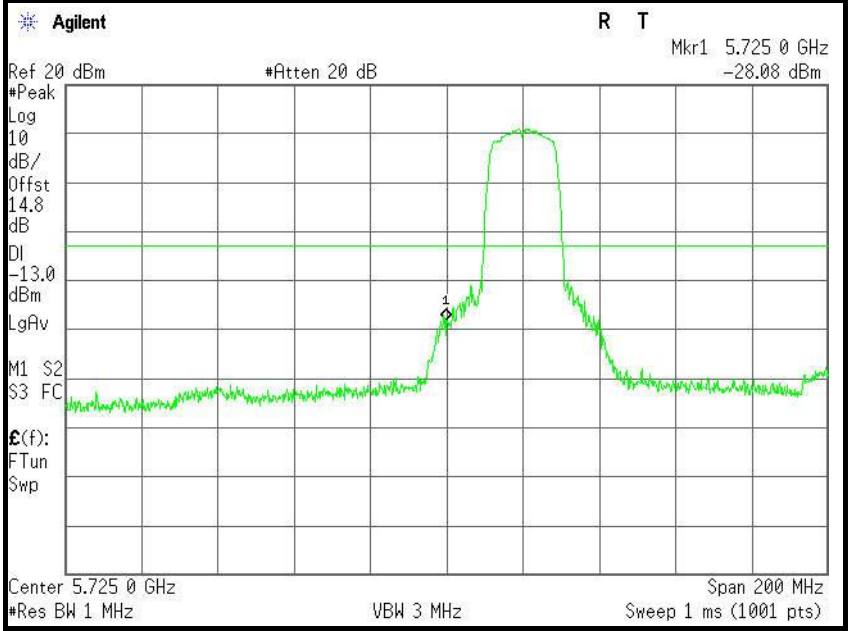


**CH High**

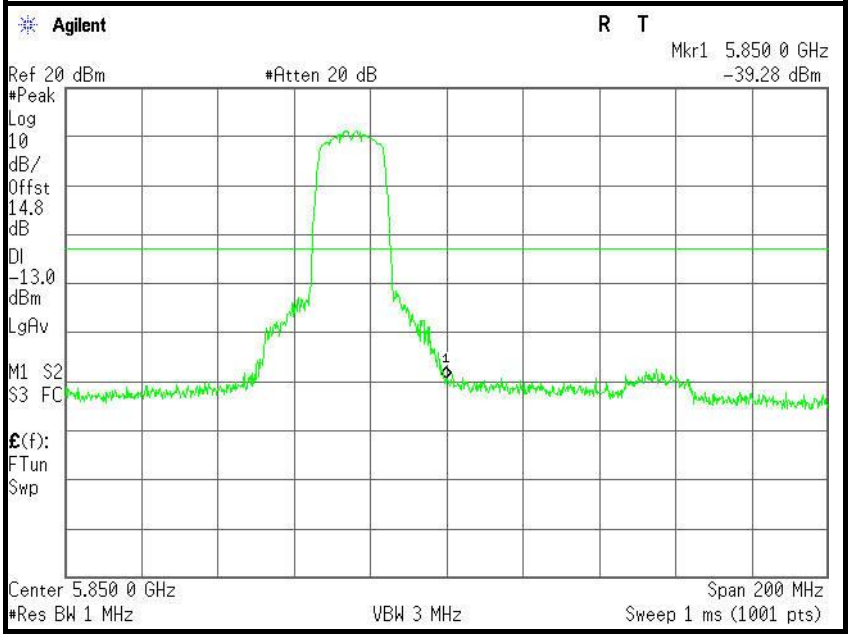



*This report shall not be reproduced except in full, without the written approval of Compliance Certification Services.*

**IEEE 802.11n HT 40 MHz mode / 5190 ~ 5230MHz**

**CH Low**

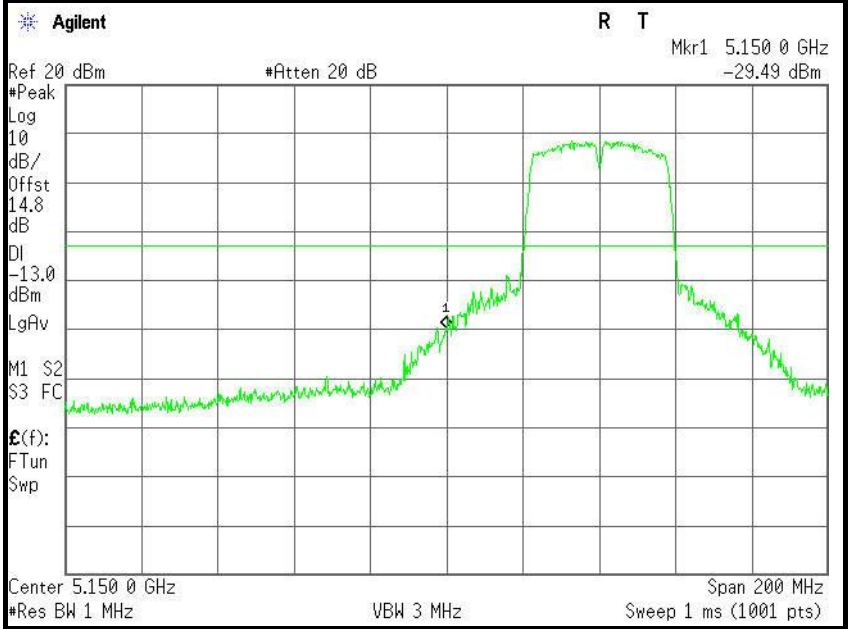


**IEEE 802.11n HT 40 MHz mode / 5270 ~ 5310MHz**

**CH High**

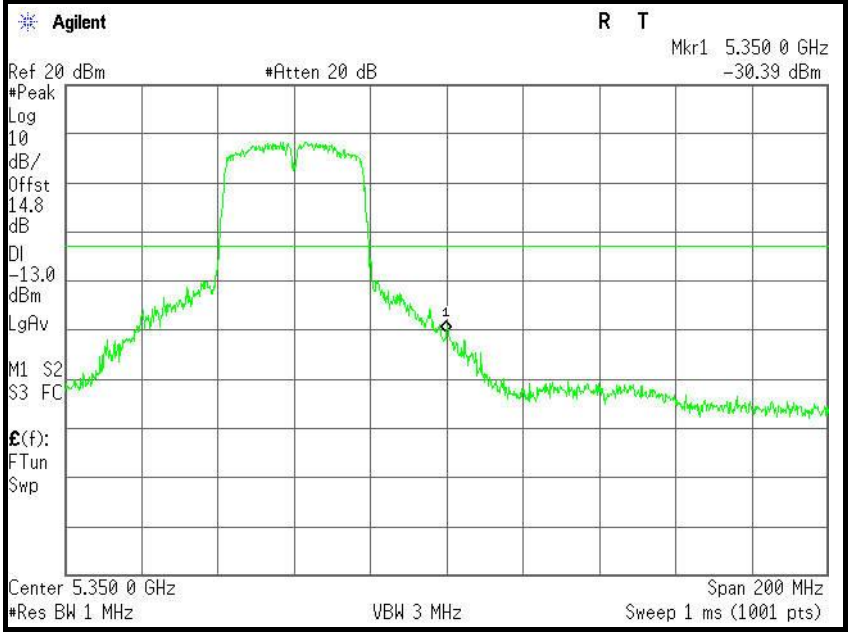



*This report shall not be reproduced except in full, without the written approval of Compliance Certification Services.*

**IEEE 802.11n HT 40 MHz mode / 5510 ~ 5670MHz**

**CH Low**

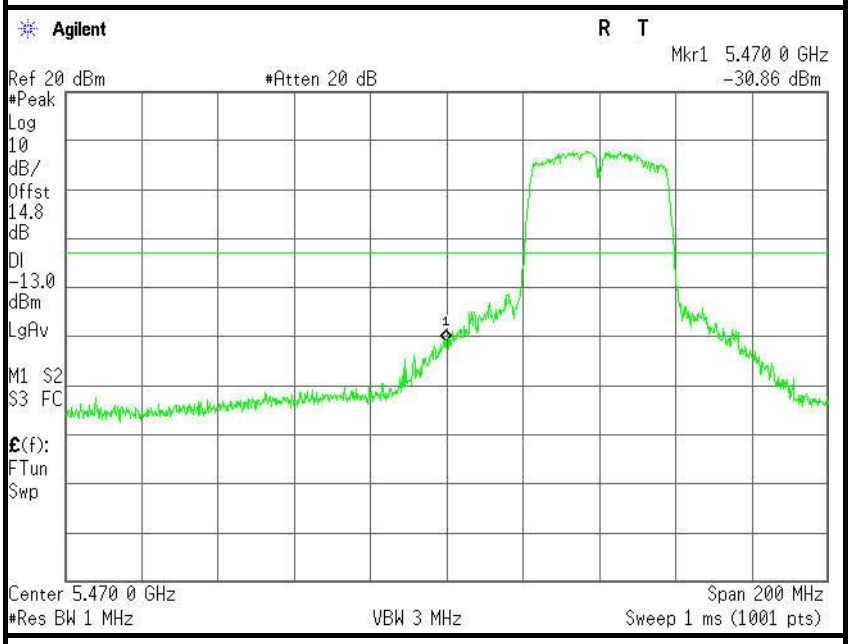


**CH High**

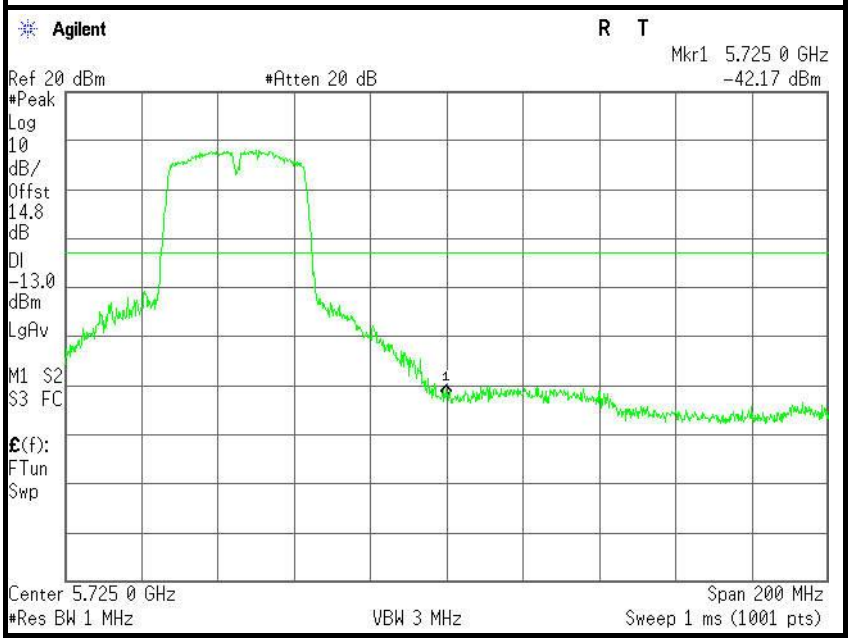



*This report shall not be reproduced except in full, without the written approval of Compliance Certification Services.*

**IEEE 802.11n HT 40 MHz mode / 5755 ~ 5795MHz**

**CH Low**

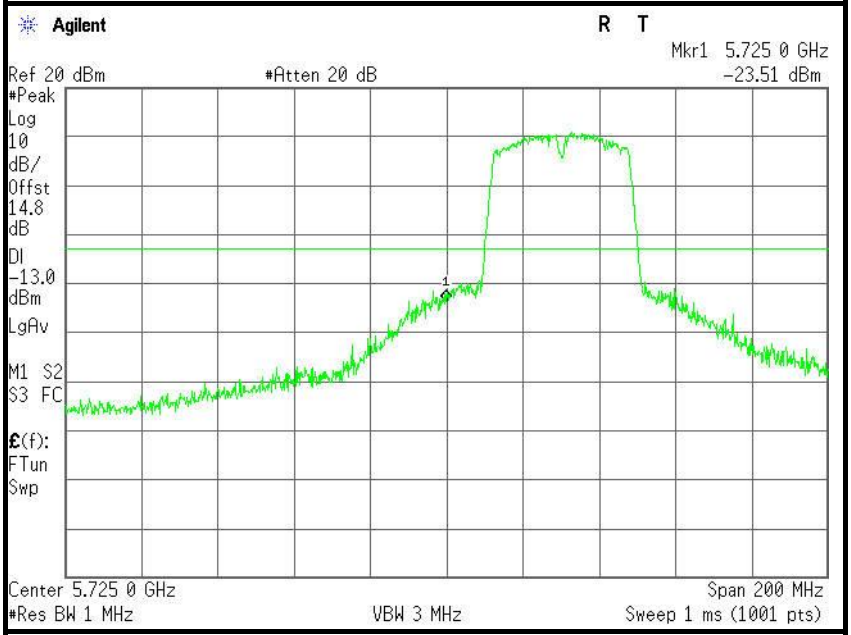


**CH High**

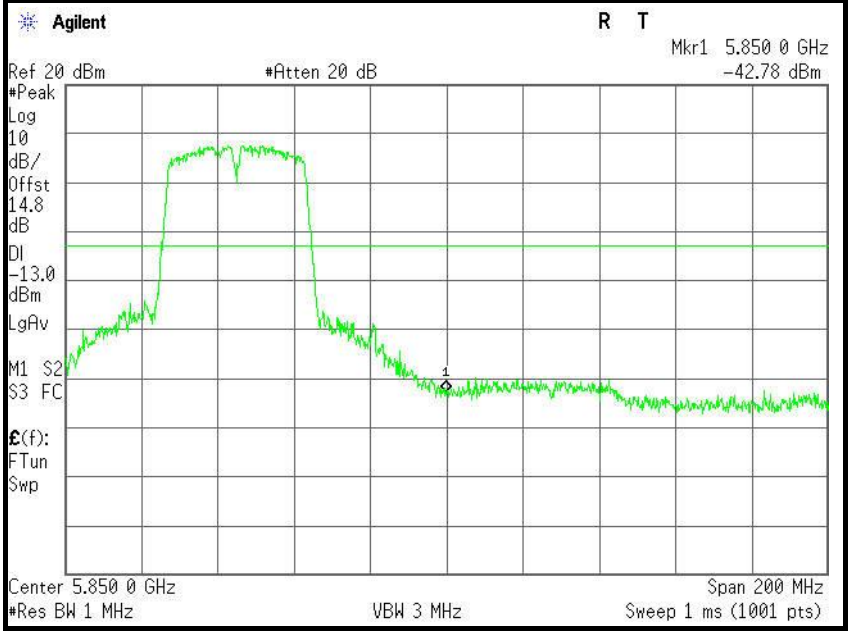



*This report shall not be reproduced except in full, without the written approval of Compliance Certification Services.*

## 6.9 POWERLINE CONDUCTED EMISSIONS

### 6.9.1 LIMIT

According to §15.207(a), except as shown in paragraphs (b) and (c) of this section, for an intentional radiator that is designed to be connected to the public utility (AC) power line, the radio frequency voltage that is conducted back onto the AC power line on any frequency or frequencies within the band 150 kHz to 30 MHz shall not exceed the limits in the following table, as measured using a 50 µH/50 ohms line impedance stabilization network (LISN). Compliance with the provisions of this paragraph shall be based on the measurement of the radio frequency voltage between each power line and ground at the power terminal. The lower limit applies at the boundary between the frequency ranges.

| Frequency Range (MHz) | Limits (dBµV) | |
|---|---|---|
| | Quasi-peak | Average |
| 0.15 to 0.50 | 66 to 56* | 56 to 46* |
| 0.50 to 5 | 56 | 46 |
| 5 to 30 | 60 | 50 |

** Decreases with the logarithm of the frequency.*

### 6.9.2 TEST INSTRUMENTS

| Conducted Emission Test Site | | | | | |
|---|---|---|---|---|---|
| Name of Equipment | Manufacturer | Model Number | Serial Number | Last Calibration | Due Calibration |
| EMI TEST RECEIVER | ROHDE&SCHWARZ | ESCI | 100783 | 02/28/2015 | 02/27/2016 |
| LISN(EUT) | ROHDE&SCHWARZ | ENV216 | 101543-WX | 02/28/2015 | 02/27/2016 |
| LISN | EMCO | 3825/2 | 8901-1459 | 02/28/2015 | 02/27/2016 |
| Temp. / Humidity Meter | VICTOR | HTC-1 | N/A | 02/28/2015 | 02/27/2016 |
| Test S/W | FARAD | EZ-EMC/ CCS-3A1-CE | | | |

**NOTE:** 1. The calibration interval of the above test instruments is 12 months and the calibrations are traceable to NML/ROC and NIST/USA.

2. N.C.R = No Calibration Request.


*This report shall not be reproduced except in full, without the written approval of Compliance Certification Services.*

### 6.9.3 TEST CONFIGURATION

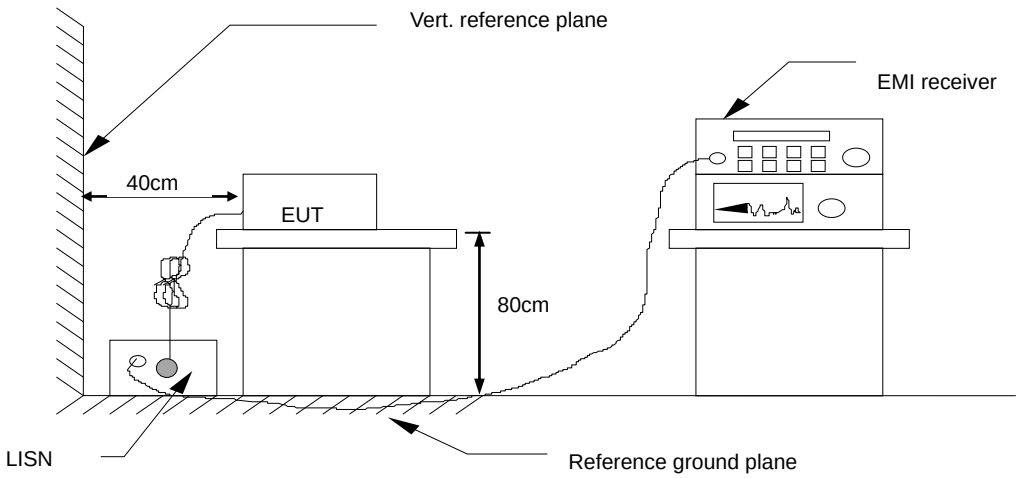


### 6.9.4 TEST PROCEDURE

1. The EUT was placed on a table, which is 0.8m above ground plane.
2. Maximum procedure was performed on the six highest emissions to ensure EUT compliance.
3. Repeat above procedures until all frequency measured were complete.

### 6.9.5 DATA SAMPLE

| Frequency (MHz) | QuasiPeak Reading (dBuV) | Average Reading (dBuV) | Correction Factor (dB) | QuasiPeak Result (dBuV) | Average Result (dBuV) | QuasiPeak Limit (dBuV) | Average Limit (dBuV) | QuasiPeak Margin (dB) | Average Margin (dB) | Remark (Pass/Fail) |
|---|---|---|---|---|---|---|---|---|---|---|
| X.XXXX | 32.69 | 25.65 | 11.52 | 44.21 | 37.17 | 65.78 | 55.79 | -21.57 | -18.62 | Pass |

Factor = Insertion loss of LISN + Cable Loss
Result = Quasi-peak Reading/ Average Reading + Factor
Limit = Limit stated in standard
Margin = Result (dBuV) – Limit (dBuV)


*This report shall not be reproduced except in full, without the written approval of Compliance Certification Services.*

### 6.9.6 TEST RESULTS

| | | | |
|---|---|---|---|
| **Model No.** | A6001 | **RBW,VBW** | 9 kHz |
| **Environmental Conditions** | 22°C, 45% RH | **Test Mode** | Mode 1 |
| **Tested by** | Eve Wang | **Line** | L1 |
| **Test Date** | December 2, 2015 | | |

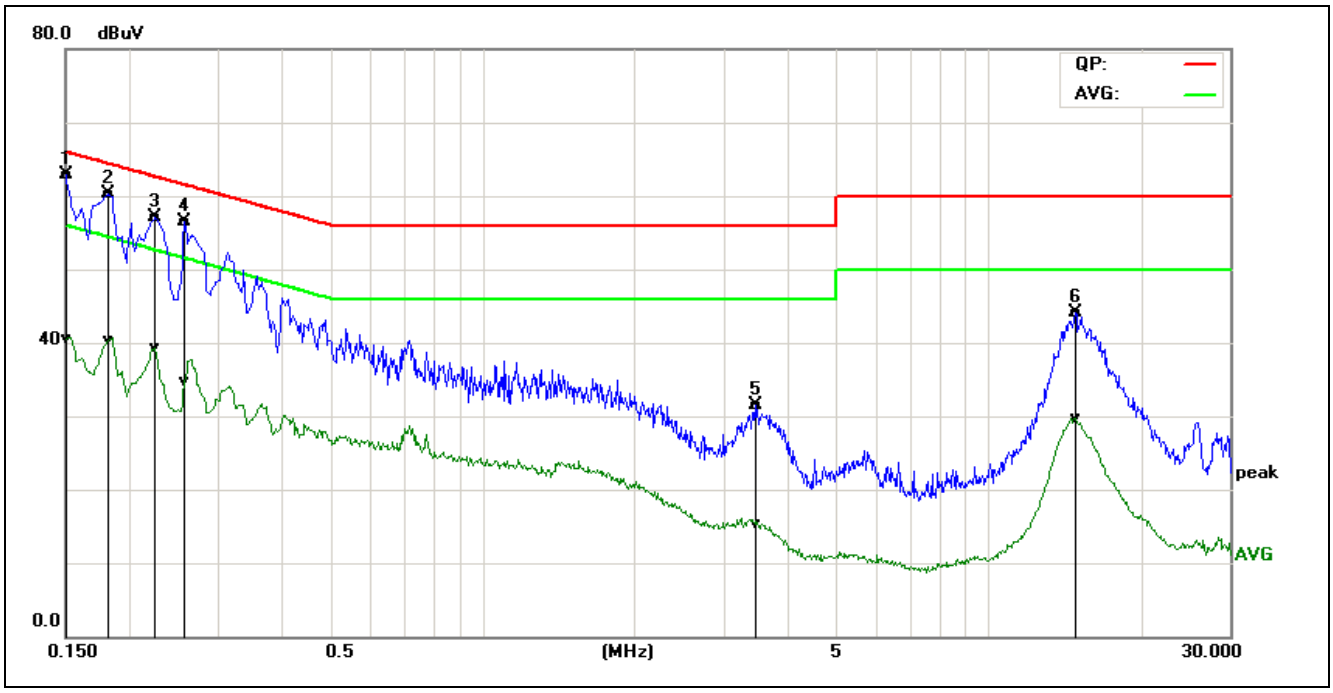


| Frequency (MHz) | QuasiPeak Reading (dBuV) | Average Reading (dBuV) | Correction Factor (dB) | QuasiPeak Result (dBuV) | Average Result (dBuV) | QuasiPeak Limit (dBuV) | Average Limit (dBuV) | QuasiPeak Margin (dB) | Average Margin (dB) | Remark (Pass/Fail) | **Line (L1/L2)** |
|---|---|---|---|---|---|---|---|---|---|---|---|
| 0.1500 | 53.30 | 30.97 | 9.58 | 62.88 | 40.55 | 65.99 | 56.00 | -3.11 | -15.45 | Pass | L1 |
| 0.1819 | 50.58 | 30.63 | 9.65 | 60.23 | 40.28 | 64.39 | 54.40 | -4.16 | -14.12 | Pass | L1 |
| 0.2260 | 47.47 | 29.63 | 9.69 | 57.16 | 39.32 | 62.59 | 52.60 | -5.43 | -13.28 | Pass | L1 |
| 0.2580 | 46.85 | 25.01 | 9.69 | 56.54 | 34.70 | 61.49 | 51.50 | -4.95 | -16.80 | Pass | L1 |
| 3.4580 | 21.87 | 5.62 | 9.70 | 31.57 | 15.32 | 56.00 | 46.00 | -24.43 | -30.68 | Pass | L1 |
| 14.8380 | 34.12 | 19.84 | 9.91 | 44.03 | 29.75 | 60.00 | 50.00 | -15.97 | -20.25 | Pass | L1 |

***Remark:***

1. *Measuring frequencies from 0.15 MHz to 30MHz.*
2. *The emissions measured in frequency range from 0.15 MHz to 30MHz were made with an instrument using Quasi-peak detector and average detector.*
3. *The IF bandwidth of SPA between 0.15MHz to 30MHz was 10kHz; the IF bandwidth of Test Receiver between 0.15MHz to 30MHz was 9kHz;*
4. *L1 = Line One (Live Line)*


*This report shall not be reproduced except in full, without the written approval of Compliance Certification Services.*

| | | | |
|---|---|---|---|
| **Model No.** | A6001 | **RBW,VBW** | 9 kHz |
| **Environmental Conditions** | 22°C, 45% RH | **Test Mode** | Mode 1 |
| **Tested by** | Eve Wang | **Line** | L2 |
| **Test Date** | December 2, 2015 | | |

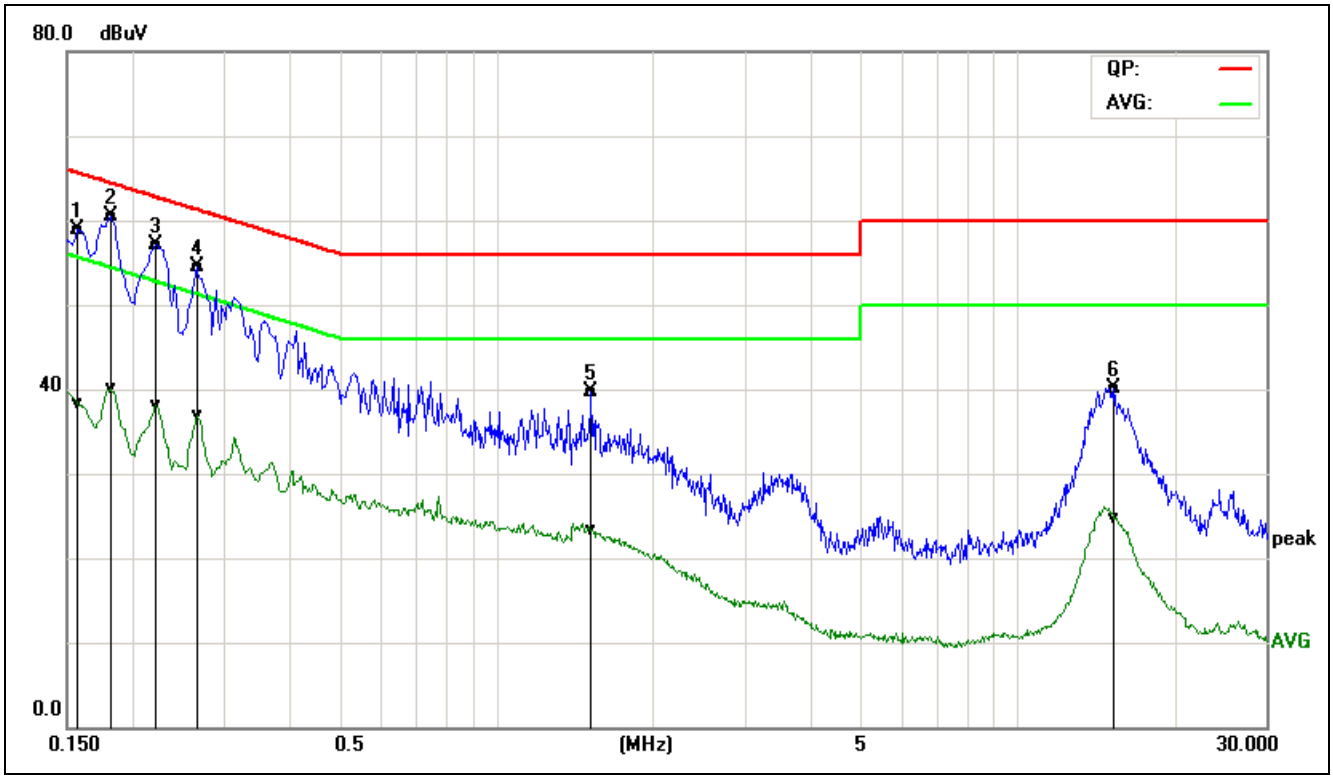


| Frequency (MHz) | QuasiPeak Reading (dBuV) | Average Reading (dBuV) | Correction Factor (dB) | QuasiPeak Result (dBuV) | Average Result (dBuV) | QuasiPeak Limit (dBuV) | Average Limit (dBuV) | QuasiPeak Margin (dB) | Average Margin (dB) | Remark (Pass/Fail) | **Line (L1/L2)** |
|---|---|---|---|---|---|---|---|---|---|---|---|
| 0.1580 | 49.11 | 28.44 | 9.78 | 58.89 | 38.22 | 65.56 | 55.57 | -6.67 | -17.35 | Pass | L2 |
| 0.1819 | 50.74 | 30.30 | 9.79 | 60.53 | 40.09 | 64.39 | 54.40 | -3.86 | -14.31 | Pass | L2 |
| 0.2220 | 47.40 | 28.37 | 9.78 | 57.18 | 38.15 | 62.74 | 52.74 | -5.56 | -14.59 | Pass | L2 |
| 0.2660 | 44.82 | 27.18 | 9.77 | 54.59 | 36.95 | 61.24 | 51.24 | -6.65 | -14.29 | Pass | L2 |
| 1.5260 | 30.02 | 13.49 | 9.77 | 39.79 | 23.26 | 56.00 | 46.00 | -16.21 | -22.74 | Pass | L2 |
| 15.3340 | 30.47 | 15.08 | 9.71 | 40.18 | 24.79 | 60.00 | 50.00 | -19.82 | -25.21 | Pass | L2 |

***Remark:***

1. *Measuring frequencies from 0.15 MHz to 30MHz.*
2. *The emissions measured in frequency range from 0.15 MHz to 30MHz were made with an instrument using Quasi-peak detector and average detector.*
3. *The IF bandwidth of SPA between 0.15MHz to 30MHz was 10kHz; the IF bandwidth of Test Receiver between 0.15MHz to 30MHz was 9kHz;*
4. *L2 = Line Two (Neutral Line)*


*This report shall not be reproduced except in full, without the written approval of Compliance Certification Services.*

## 6.10 FREQUENCY STABILITY

### 6.10.1 LIMIT

According to §15.407(g), manufacturers of U-NII devices are responsible for ensuring frequency stability such that an emission is maintained within the band of operation under all conditions of normal operation as specified in the operational description.

### 6.10.2 TEST INSTRUMENTS

| Name of Equipment | Manufacturer | Model Number | Serial Number | Last Calibration | Due Calibration |
|---|---|---|---|---|---|
| Spectrum Analyzer | Agilent | E4446A | US44300399 | 02/28/2015 | 02/27/2016 |
| DC Power Supply | DAZHENG | PS-605D | 20018978 | N.C.R | N.C.R |
| AC POWER SOUCE | UMART | HPA1010 | N/A | N.C.R | N.C.R |
| Power Meter | Anritsu | ML2495A | 1204003 | 02/28/2015 | 02/27/2016 |
| Power Sensor | Anritsu | MA2411B | 1126150 | 02/28/2015 | 02/27/2016 |
| Temperature Chamber | TERCHY | MHG-800N | E21104 | 11/18/2015 | 11/17/2016 |
| Temp. / Humidity Meter | Anymetre | JR913 | N/A | 02/28/2015 | 02/27/2016 |

### 6.10.3 TEST CONFIGURATION

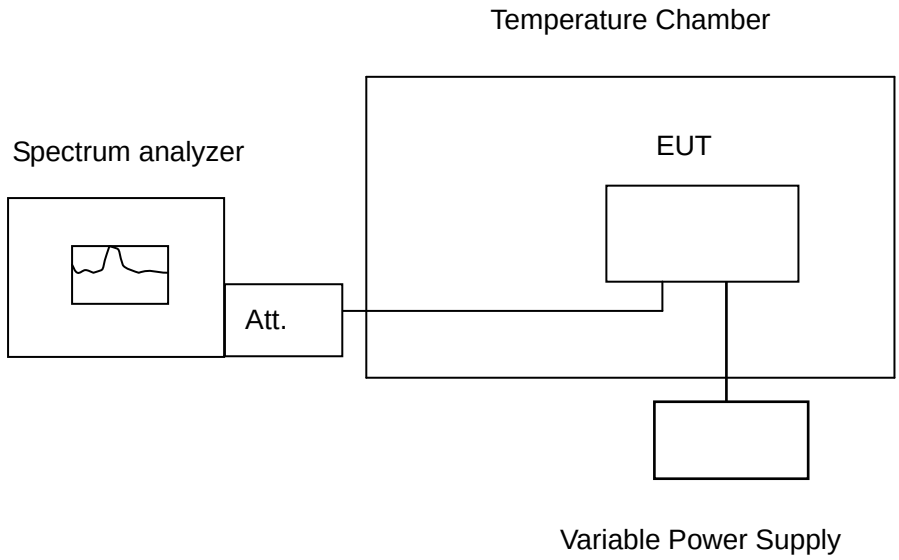


***Remark:*** *Measurement setup for testing on Antenna connector*


*This report shall not be reproduced except in full, without the written approval of Compliance Certification Services.*

### 6.10.4 TEST PROCEDURE

The equipment under test was connected to an external AC or DC power supply and input rated voltage. RF output was connected to a frequency counter or spectrum analyzer via feed through attenuators. The EUT was placed inside the temperature chamber. Set the spectrum analyzer RBW low enough to obtain the desired frequency resolution and measure EUT 20$^{o}$C operating frequency as reference frequency. Turn EUT off and set the chamber temperature to –20$^{o}$C. After the temperature stabilized for approximately 30 minutes recorded the frequency. Repeat step measure with 10$^{o}$C increased per stage until the highest temperature of +50$^{o}$C reached.

### 6.10.5 TEST RESULTS

*No non-compliance noted.*


*This report shall not be reproduced except in full, without the written approval of Compliance Certification Services.*

**Test Data**

**IEEE 802.11a MHz mode / 5180 ~ 5240MHz (Low)**

| Environment Temperature ( °C ) | Volage (V) | Measured Frequency (MHz) | limit Range | Test Result |
|---|---|---|---|---|
| 50 | 120 | 5179.965444 | 5150-5250 | PASS |
| 40 | 120 | 5179.964605 | 5150-5250 | PASS |
| 30 | 120 | 5179.991206 | 5150-5250 | PASS |
| 20 | 120 | 5179.998230 | 5150-5250 | PASS |
| 10 | 120 | 5179.981567 | 5150-5250 | PASS |
| 0 | 120 | 5179.958779 | 5150-5250 | PASS |
| -10 | 120 | 5179.961489 | 5150-5250 | PASS |
| -20 | 120 | 5179.984340 | 5150-5250 | PASS |

| Environment Temperature ( °C ) | Volage (V) | Measured Frequency (MHz) | limit Range | Test Result |
|---|---|---|---|---|
| 20 | 108 | 5179.954647 | 5150-5250 | PASS |
| | 120 | 5179.998230 | 5150-5250 | PASS |
| | 132 | 5179.972568 | 5150-5250 | PASS |

**IEEE 802.11a MHz mode / 5180 ~ 5240MHz (High)**

| Environment Temperature ( °C ) | Volage (V) | Measured Frequency (MHz) | limit Range | Test Result |
|---|---|---|---|---|
| 50 | 120 | 5239.980219 | 5150-5250 | PASS |
| 40 | 120 | 5239.992083 | 5150-5250 | PASS |
| 30 | 120 | 5239.952289 | 5150-5250 | PASS |
| 20 | 120 | 5239.998199 | 5150-5250 | PASS |
| 10 | 120 | 5239.963067 | 5150-5250 | PASS |
| 0 | 120 | 5239.950421 | 5150-5250 | PASS |
| -10 | 120 | 5239.989717 | 5150-5250 | PASS |
| -20 | 120 | 5239.978517 | 5150-5250 | PASS |

| Environment Temperature ( °C ) | Volage (V) | Measured Frequency (MHz) | limit Range | Test Result |
|---|---|---|---|---|
| 20 | 108 | 5239.975938 | 5150-5250 | PASS |
| | 120 | 5239.998199 | 5150-5250 | PASS |
| | 132 | 5239.960193 | 5150-5250 | PASS |


*This report shall not be reproduced except in full, without the written approval of Compliance Certification Services.*

**IEEE 802.11a mode / 5260 ~ 5320MHz (Low)**

| Environment Temperature ( °C ) | Volage (V) | Measured Frequency (MHz) | limit Range | Test Result |
|---|---|---|---|---|
| 50 | 120 | 5259.990797 | 5250-5350 | PASS |
| 40 | 120 | 5259.966001 | 5250-5350 | PASS |
| 30 | 120 | 5259.988591 | 5250-5350 | PASS |
| 20 | 120 | 5259.998197 | 5250-5350 | PASS |
| 10 | 120 | 5259.958050 | 5250-5350 | PASS |
| 0 | 120 | 5259.989556 | 5250-5350 | PASS |
| -10 | 120 | 5259.965208 | 5250-5350 | PASS |
| -20 | 120 | 5259.994463 | 5250-5350 | PASS |

| Environment Temperature ( °C ) | Volage (V) | Measured Frequency (MHz) | limit Range | Test Result |
|---|---|---|---|---|
| 20 | 108 | 5259.971659 | 5250-5350 | PASS |
| | 120 | 5259.998197 | 5250-5350 | PASS |
| | 132 | 5259.955076 | 5250-5350 | PASS |

**IEEE 802.11a mode / 5260 ~ 5320MHz (High)**

| Environment Temperature ( °C ) | Volage (V) | Measured Frequency (MHz) | limit Range | Test Result |
|---|---|---|---|---|
| 50 | 120 | 5319.967956 | 5250-5350 | PASS |
| 40 | 120 | 5319.995013 | 5250-5350 | PASS |
| 30 | 120 | 5319.971095 | 5250-5350 | PASS |
| 20 | 120 | 5319.998162 | 5250-5350 | PASS |
| 10 | 120 | 5319.949666 | 5250-5350 | PASS |
| 0 | 120 | 5319.968413 | 5250-5350 | PASS |
| -10 | 120 | 5319.957390 | 5250-5350 | PASS |
| -20 | 120 | 5319.966205 | 5250-5350 | PASS |

| Environment Temperature ( °C ) | Volage (V) | Measured Frequency (MHz) | limit Range | Test Result |
|---|---|---|---|---|
| 20 | 108 | 5319.963763 | 5250-5350 | PASS |
| | 120 | 5319.998162 | 5250-5350 | PASS |
| | 132 | 5319.965260 | 5250-5350 | PASS |


*This report shall not be reproduced except in full, without the written approval of Compliance Certification Services.*

**IEEE 802.11a mode / 5500 ~ 5700MHz (Low)**

| Environment Temperature ( °C ) | Volage (V) | Measured Frequency (MHz) | limit Range | Test Result |
|---|---|---|---|---|
| 50 | 120 | 5499.975246 | 5475-5725 | PASS |
| 40 | 120 | 5499.952624 | 5475-5725 | PASS |
| 30 | 120 | 5499.951126 | 5475-5725 | PASS |
| 20 | 120 | 5499.998104 | 5475-5725 | PASS |
| 10 | 120 | 5499.977434 | 5475-5725 | PASS |
| 0 | 120 | 5499.979848 | 5475-5725 | PASS |
| -10 | 120 | 5499.995520 | 5475-5725 | PASS |
| -20 | 120 | 5499.969090 | 5475-5725 | PASS |

| Environment Temperature ( °C ) | Volage (V) | Measured Frequency (MHz) | limit Range | Test Result |
|---|---|---|---|---|
| 20 | 108 | 5499.961551 | 5475-5725 | PASS |
| | 120 | 5499.998104 | 5475-5725 | PASS |
| | 132 | 5499.967062 | 5475-5725 | PASS |

**IEEE 802.11a mode / 5500 ~ 5700MHz (High)**

| Environment Temperature ( °C ) | Volage (V) | Measured Frequency (MHz) | limit Range | Test Result |
|---|---|---|---|---|
| 50 | 120 | 5699.969781 | 5475-5725 | PASS |
| 40 | 120 | 5699.998376 | 5475-5725 | PASS |
| 30 | 120 | 5699.964354 | 5475-5725 | PASS |
| 20 | 120 | 5699.999053 | 5475-5725 | PASS |
| 10 | 120 | 5699.957769 | 5475-5725 | PASS |
| 0 | 120 | 5699.999569 | 5475-5725 | PASS |
| -10 | 120 | 5699.974304 | 5475-5725 | PASS |
| -20 | 120 | 5699.999942 | 5475-5725 | PASS |

| Environment Temperature ( °C ) | Volage (V) | Measured Frequency (MHz) | limit Range | Test Result |
|---|---|---|---|---|
| 20 | 108 | 5699.991468 | 5475-5725 | PASS |
| | 120 | 5699.999053 | 5475-5725 | PASS |
| | 132 | 5699.991462 | 5475-5725 | PASS |


*This report shall not be reproduced except in full, without the written approval of Compliance Certification Services.*

**IEEE 802.11a mode / 5745 ~ 5825MHz (Low)**

| Environment Temperature ( °C ) | Volage (V) | Measured Frequency (MHz) | limit Range | Test Result |
|---|---|---|---|---|
| 50 | 120 | 5744.996551 | 5725-5850 | PASS |
| 40 | 120 | 5744.999329 | 5725-5850 | PASS |
| 30 | 120 | 5744.999302 | 5725-5850 | PASS |
| 20 | 120 | 5744.998027 | 5725-5850 | PASS |
| 10 | 120 | 5744.967648 | 5725-5850 | PASS |
| 0 | 120 | 5744.954680 | 5725-5850 | PASS |
| -10 | 120 | 5744.975644 | 5725-5850 | PASS |
| -20 | 120 | 5744.968554 | 5725-5850 | PASS |

| Environment Temperature ( °C ) | Volage (V) | Measured Frequency (MHz) | limit Range | Test Result |
|---|---|---|---|---|
| 20 | 108 | 5744.972143 | 5725-5850 | PASS |
| | 120 | 5744.998027 | 5725-5850 | PASS |
| | 132 | 5744.991474 | 5725-5850 | PASS |

**IEEE 802.11a mode / 5745 ~ 5825MHz (High)**

| Environment Temperature ( °C ) | Volage (V) | Measured Frequency (MHz) | limit Range | Test Result |
|---|---|---|---|---|
| 50 | 120 | 5824.957320 | 5725-5850 | PASS |
| 40 | 120 | 5824.974433 | 5725-5850 | PASS |
| 30 | 120 | 5824.999828 | 5725-5850 | PASS |
| 20 | 120 | 5824.998847 | 5725-5850 | PASS |
| 10 | 120 | 5824.967215 | 5725-5850 | PASS |
| 0 | 120 | 5824.949923 | 5725-5850 | PASS |
| -10 | 120 | 5824.986623 | 5725-5850 | PASS |
| -20 | 120 | 5824.963389 | 5725-5850 | PASS |

| Environment Temperature ( °C ) | Volage (V) | Measured Frequency (MHz) | limit Range | Test Result |
|---|---|---|---|---|
| 20 | 108 | 5824.969377 | 5725-5850 | PASS |
| | 120 | 5824.998001 | 5725-5850 | PASS |
| | 132 | 5824.986506 | 5725-5850 | PASS |


*This report shall not be reproduced except in full, without the written approval of Compliance Certification Services.*

**IEEE 802.11n HT 20 MHz mode / 5180 ~ 5240MHz (Low)**

| Environment Temperature ( °C ) | Volage (V) | Measured Frequency (MHz) | limit Range | Test Result |
|---|---|---|---|---|
| 50 | 120 | 5179.998145 | 5150-5250 | PASS |
| 40 | 120 | 5179.999654 | 5150-5250 | PASS |
| 30 | 120 | 5179.971862 | 5150-5250 | PASS |
| 20 | 120 | 5179.998226 | 5150-5250 | PASS |
| 10 | 120 | 5179.960905 | 5150-5250 | PASS |
| 0 | 120 | 5179.956685 | 5150-5250 | PASS |
| -10 | 120 | 5179.980007 | 5150-5250 | PASS |
| -20 | 120 | 5179.967006 | 5150-5250 | PASS |

| Environment Temperature ( °C ) | Volage (V) | Measured Frequency (MHz) | limit Range | Test Result |
|---|---|---|---|---|
| 20 | 108 | 5179.952068 | 5150-5250 | PASS |
| | 120 | 5179.998226 | 5150-5250 | PASS |
| | 132 | 5179.992764 | 5150-5250 | PASS |

**IEEE 802.11n HT 20 MHz mode / 5180 ~ 5240MHz (High)**

| Environment Temperature ( °C ) | Volage (V) | Measured Frequency (MHz) | limit Range | Test Result |
|---|---|---|---|---|
| 50 | 120 | 5239.968909 | 5150-5250 | PASS |
| 40 | 120 | 5239.996837 | 5150-5250 | PASS |
| 30 | 120 | 5239.963362 | 5150-5250 | PASS |
| 20 | 120 | 5239.998193 | 5150-5250 | PASS |
| 10 | 120 | 5239.973755 | 5150-5250 | PASS |
| 0 | 120 | 5239.993674 | 5150-5250 | PASS |
| -10 | 120 | 5239.997725 | 5150-5250 | PASS |
| -20 | 120 | 5239.956175 | 5150-5250 | PASS |

| Environment Temperature ( °C ) | Volage (V) | Measured Frequency (MHz) | limit Range | Test Result |
|---|---|---|---|---|
| 20 | 108 | 5239.995490 | 5150-5250 | PASS |
| | 120 | 5239.998193 | 5150-5250 | PASS |
| | 132 | 5239.956811 | 5150-5250 | PASS |


*This report shall not be reproduced except in full, without the written approval of Compliance Certification Services.*

**IEEE 802.11n HT 20 MHz mode / 5260 ~ 5320MHz (Low)**

| Environment Temperature ( °C ) | Volage (V) | Measured Frequency (MHz) | limit Range | Test Result |
|---|---|---|---|---|
| 50 | 120 | 5259.981940 | 5250-5350 | PASS |
| 40 | 120 | 5259.953368 | 5250-5350 | PASS |
| 30 | 120 | 5259.995543 | 5250-5350 | PASS |
| 20 | 120 | 5259.998198 | 5250-5350 | PASS |
| 10 | 120 | 5259.982147 | 5250-5350 | PASS |
| 0 | 120 | 5259.986093 | 5250-5350 | PASS |
| -10 | 120 | 5259.966990 | 5250-5350 | PASS |
| -20 | 120 | 5259.950028 | 5250-5350 | PASS |

| Environment Temperature ( °C ) | Volage (V) | Measured Frequency (MHz) | limit Range | Test Result |
|---|---|---|---|---|
| 20 | 108 | 5259.992403 | 5250-5350 | PASS |
| | 120 | 5259.998198 | 5250-5350 | PASS |
| | 132 | 5259.975203 | 5250-5350 | PASS |

**IEEE 802.11n HT 20 MHz mode / 5260 ~ 5320MHz (High)**

| Environment Temperature ( °C ) | Volage (V) | Measured Frequency (MHz) | limit Range | Test Result |
|---|---|---|---|---|
| 50 | 120 | 5319.993910 | 5250-5350 | PASS |
| 40 | 120 | 5319.983712 | 5250-5350 | PASS |
| 30 | 120 | 5319.975154 | 5250-5350 | PASS |
| 20 | 120 | 5319.998158 | 5250-5350 | PASS |
| 10 | 120 | 5319.974453 | 5250-5350 | PASS |
| 0 | 120 | 5319.971737 | 5250-5350 | PASS |
| -10 | 120 | 5319.953008 | 5250-5350 | PASS |
| -20 | 120 | 5319.963080 | 5250-5350 | PASS |

| Environment Temperature ( °C ) | Volage (V) | Measured Frequency (MHz) | limit Range | Test Result |
|---|---|---|---|---|
| 20 | 108 | 5319.981966 | 5250-5350 | PASS |
| | 120 | 5319.998158 | 5250-5350 | PASS |
| | 132 | 5319.964144 | 5250-5350 | PASS |


*This report shall not be reproduced except in full, without the written approval of Compliance Certification Services.*

**IEEE 802.11n HT 20 MHz mode / 5500 ~ 5700MHz (Low)**

| Environment Temperature ( °C ) | Volage (V) | Measured Frequency (MHz) | limit Range | Test Result |
|---|---|---|---|---|
| 50 | 120 | 5499.965602 | 5475-5725 | PASS |
| 40 | 120 | 5499.962688 | 5475-5725 | PASS |
| 30 | 120 | 5499.956958 | 5475-5725 | PASS |
| 20 | 120 | 5499.998101 | 5475-5725 | PASS |
| 10 | 120 | 5499.993044 | 5475-5725 | PASS |
| 0 | 120 | 5499.968647 | 5475-5725 | PASS |
| -10 | 120 | 5499.981216 | 5475-5725 | PASS |
| -20 | 120 | 5499.976309 | 5475-5725 | PASS |

| Environment Temperature ( °C ) | Volage (V) | Measured Frequency (MHz) | limit Range | Test Result |
|---|---|---|---|---|
| 20 | 108 | 5499.979793 | 5475-5725 | PASS |
| | 120 | 5499.998101 | 5475-5725 | PASS |
| | 132 | 5499.978853 | 5475-5725 | PASS |

**IEEE 802.11n HT 20 MHz mode / 5500 ~ 5700MHz (High)**

| Environment Temperature ( °C ) | Volage (V) | Measured Frequency (MHz) | limit Range | Test Result |
|---|---|---|---|---|
| 50 | 120 | 5699.950867 | 5475-5725 | PASS |
| 40 | 120 | 5699.979596 | 5475-5725 | PASS |
| 30 | 120 | 5699.995607 | 5475-5725 | PASS |
| 20 | 120 | 5699.998055 | 5475-5725 | PASS |
| 10 | 120 | 5699.970182 | 5475-5725 | PASS |
| 0 | 120 | 5699.956641 | 5475-5725 | PASS |
| -10 | 120 | 5699.978223 | 5475-5725 | PASS |
| -20 | 120 | 5699.955251 | 5475-5725 | PASS |

| Environment Temperature ( °C ) | Volage (V) | Measured Frequency (MHz) | limit Range | Test Result |
|---|---|---|---|---|
| 20 | 108 | 5699.977855 | 5475-5725 | PASS |
| | 120 | 5699.998055 | 5475-5725 | PASS |
| | 132 | 5699.987656 | 5475-5725 | PASS |


*This report shall not be reproduced except in full, without the written approval of Compliance Certification Services.*

**IEEE 802.11n HT 20 MHz mode / 5745 ~ 5825MHz (Low)**

| Environment Temperature ( °C ) | Volage (V) | Measured Frequency (MHz) | limit Range | Test Result |
|---|---|---|---|---|
| 50 | 120 | 5744.969777 | 5725-5850 | PASS |
| 40 | 120 | 5744.957992 | 5725-5850 | PASS |
| 30 | 120 | 5744.995359 | 5725-5850 | PASS |
| 20 | 120 | 5744.998025 | 5725-5850 | PASS |
| 10 | 120 | 5744.987284 | 5725-5850 | PASS |
| 0 | 120 | 5744.975185 | 5725-5850 | PASS |
| -10 | 120 | 5744.989839 | 5725-5850 | PASS |
| -20 | 120 | 5744.969294 | 5725-5850 | PASS |

| Environment Temperature ( °C ) | Volage (V) | Measured Frequency (MHz) | limit Range | Test Result |
|---|---|---|---|---|
| 20 | 108 | 5744.959484 | 5725-5850 | PASS |
| | 120 | 5744.998025 | 5725-5850 | PASS |
| | 132 | 5744.983906 | 5725-5850 | PASS |

**IEEE 802.11n HT 20 MHz mode / 5745 ~ 5825MHz (High)**

| Environment Temperature ( °C ) | Volage (V) | Measured Frequency (MHz) | limit Range | Test Result |
|---|---|---|---|---|
| 50 | 120 | 5824.982329 | 5725-5850 | PASS |
| 40 | 120 | 5824.995378 | 5725-5850 | PASS |
| 30 | 120 | 5824.988905 | 5725-5850 | PASS |
| 20 | 120 | 5824.997998 | 5725-5850 | PASS |
| 10 | 120 | 5824.991246 | 5725-5850 | PASS |
| 0 | 120 | 5824.964069 | 5725-5850 | PASS |
| -10 | 120 | 5824.991485 | 5725-5850 | PASS |
| -20 | 120 | 5824.965320 | 5725-5850 | PASS |

| Environment Temperature ( °C ) | Volage (V) | Measured Frequency (MHz) | limit Range | Test Result |
|---|---|---|---|---|
| 20 | 108 | 5824.975400 | 5725-5850 | PASS |
| | 120 | 5824.997998 | 5725-5850 | PASS |
| | 132 | 5824.950289 | 5725-5850 | PASS |


*This report shall not be reproduced except in full, without the written approval of Compliance Certification Services.*

**IEEE 802.11n HT 40 MHz mode / 5190 ~ 5230MHz (Low)**

| Environment Temperature ( °C ) | Volage (V) | Measured Frequency (MHz) | limit Range | Test Result |
|---|---|---|---|---|
| 50 | 120 | 5189.977236 | 5150-5250 | PASS |
| 40 | 120 | 5189.979243 | 5150-5250 | PASS |
| 30 | 120 | 5189.968757 | 5150-5250 | PASS |
| 20 | 120 | 5189.998204 | 5150-5250 | PASS |
| 10 | 120 | 5189.997288 | 5150-5250 | PASS |
| 0 | 120 | 5189.960057 | 5150-5250 | PASS |
| -10 | 120 | 5189.958690 | 5150-5250 | PASS |
| -20 | 120 | 5189.988330 | 5150-5250 | PASS |

| Environment Temperature ( °C ) | Volage (V) | Measured Frequency (MHz) | limit Range | Test Result |
|---|---|---|---|---|
| 20 | 108 | 5189.994666 | 5150-5250 | PASS |
| | 120 | 5189.998204 | 5150-5250 | PASS |
| | 132 | 5189.955008 | 5150-5250 | PASS |

**IEEE 802.11n HT 40 MHz mode / 5190 ~ 5230MHz (High)**

| Environment Temperature ( °C ) | Volage (V) | Measured Frequency (MHz) | limit Range | Test Result |
|---|---|---|---|---|
| 50 | 120 | 5229.970600 | 5150-5250 | PASS |
| 40 | 120 | 5229.987851 | 5150-5250 | PASS |
| 30 | 120 | 5229.971939 | 5150-5250 | PASS |
| 20 | 120 | 5229.998224 | 5150-5250 | PASS |
| 10 | 120 | 5229.976023 | 5150-5250 | PASS |
| 0 | 120 | 5229.953878 | 5150-5250 | PASS |
| -10 | 120 | 5229.975433 | 5150-5250 | PASS |
| -20 | 120 | 5229.977538 | 5150-5250 | PASS |

| Environment Temperature ( °C ) | Volage (V) | Measured Frequency (MHz) | limit Range | Test Result |
|---|---|---|---|---|
| 20 | 108 | 5229.950488 | 5150-5250 | PASS |
| | 120 | 5229.998224 | 5150-5250 | PASS |
| | 132 | 5229.988595 | 5150-5250 | PASS |


*This report shall not be reproduced except in full, without the written approval of Compliance Certification Services.*

**IEEE 802.11n HT 40 MHz mode / 5270 ~ 5310MHz (Low)**

| Environment Temperature ( °C ) | Volage (V) | Measured Frequency (MHz) | limit Range | Test Result |
|---|---|---|---|---|
| 50 | 120 | 5269.958785 | 5250-5350 | PASS |
| 40 | 120 | 5269.992442 | 5250-5350 | PASS |
| 30 | 120 | 5269.968594 | 5250-5350 | PASS |
| 20 | 120 | 5269.998178 | 5250-5350 | PASS |
| 10 | 120 | 5269.979153 | 5250-5350 | PASS |
| 0 | 120 | 5269.992427 | 5250-5350 | PASS |
| -10 | 120 | 5269.983473 | 5250-5350 | PASS |
| -20 | 120 | 5269.976090 | 5250-5350 | PASS |

| Environment Temperature ( °C ) | Volage (V) | Measured Frequency (MHz) | limit Range | Test Result |
|---|---|---|---|---|
| 20 | 108 | 5269.999210 | 5250-5350 | PASS |
| | 120 | 5229.998224 | 5250-5350 | PASS |
| | 132 | 5269.988047 | 5250-5350 | PASS |

**IEEE 802.11n HT 40 MHz mode / 5270 ~ 5310MHz (High)**

| Environment Temperature ( °C ) | Volage (V) | Measured Frequency (MHz) | limit Range | Test Result |
|---|---|---|---|---|
| 50 | 120 | 5309.982363 | 5250-5350 | PASS |
| 40 | 120 | 5309.977321 | 5250-5350 | PASS |
| 30 | 120 | 5309.965534 | 5250-5350 | PASS |
| 20 | 120 | 5309.998188 | 5250-5350 | PASS |
| 10 | 120 | 5309.979021 | 5250-5350 | PASS |
| 0 | 120 | 5309.964261 | 5250-5350 | PASS |
| -10 | 120 | 5309.966082 | 5250-5350 | PASS |
| -20 | 120 | 5309.959618 | 5250-5350 | PASS |

| Environment Temperature ( °C ) | Volage (V) | Measured Frequency (MHz) | limit Range | Test Result |
|---|---|---|---|---|
| 20 | 108 | 5309.957124 | 5250-5350 | PASS |
| | 120 | 5309.998188 | 5250-5350 | PASS |
| | 132 | 5309.955326 | 5250-5350 | PASS |


*This report shall not be reproduced except in full, without the written approval of Compliance Certification Services.*

**IEEE 802.11n HT 40 MHz mode / 5510 ~ 5670MHz (Low)**

| Environment Temperature ( °C ) | Volage (V) | Measured Frequency (MHz) | limit Range | Test Result |
|---|---|---|---|---|
| 50 | 120 | 5509.963952 | 5475-5725 | PASS |
| 40 | 120 | 5509.990911 | 5475-5725 | PASS |
| 30 | 120 | 5509.991117 | 5475-5725 | PASS |
| 20 | 120 | 5509.998081 | 5475-5725 | PASS |
| 10 | 120 | 5509.949076 | 5475-5725 | PASS |
| 0 | 120 | 5509.979595 | 5475-5725 | PASS |
| -10 | 120 | 5509.971638 | 5475-5725 | PASS |
| -20 | 120 | 5509.963057 | 5475-5725 | PASS |

| Environment Temperature ( °C ) | Volage (V) | Measured Frequency (MHz) | limit Range | Test Result |
|---|---|---|---|---|
| 20 | 108 | 5509.970689 | 5475-5725 | PASS |
| | 120 | 5509.998081 | 5475-5725 | PASS |
| | 132 | 5509.959514 | 5475-5725 | PASS |

**IEEE 802.11n HT 40 MHz mode / 5510 ~ 5670MHz (High)**

| Environment Temperature ( °C ) | Volage (V) | Measured Frequency (MHz) | limit Range | Test Result |
|---|---|---|---|---|
| 50 | 120 | 5669.982774 | 5475-5725 | PASS |
| 40 | 120 | 5669.964661 | 5475-5725 | PASS |
| 30 | 120 | 5669.982886 | 5475-5725 | PASS |
| 20 | 120 | 5669.998079 | 5475-5725 | PASS |
| 10 | 120 | 5669.999143 | 5475-5725 | PASS |
| 0 | 120 | 5669.974522 | 5475-5725 | PASS |
| -10 | 120 | 5669.984676 | 5475-5725 | PASS |
| -20 | 120 | 5669.980169 | 5475-5725 | PASS |

| Environment Temperature ( °C ) | Volage (V) | Measured Frequency (MHz) | limit Range | Test Result |
|---|---|---|---|---|
| 20 | 108 | 5669.982082 | 5475-5725 | PASS |
| | 120 | 5669.998079 | 5475-5725 | PASS |
| | 132 | 5669.991262 | 5475-5725 | PASS |


*This report shall not be reproduced except in full, without the written approval of Compliance Certification Services.*

**IEEE 802.11n HT 40 MHz mode / 5755 ~ 5795MHz (Low)**

| Environment Temperature ( °C ) | Volage (V) | Measured Frequency (MHz) | limit Range | Test Result |
|---|---|---|---|---|
| 50 | 120 | 5754.999200 | 5725-5850 | PASS |
| 40 | 120 | 5754.975799 | 5725-5850 | PASS |
| 30 | 120 | 5754.987359 | 5725-5850 | PASS |
| 20 | 120 | 5754.997996 | 5725-5850 | PASS |
| 10 | 120 | 5754.966522 | 5725-5850 | PASS |
| 0 | 120 | 5754.990681 | 5725-5850 | PASS |
| -10 | 120 | 5754.979387 | 5725-5850 | PASS |
| -20 | 120 | 5754.977643 | 5725-5850 | PASS |

| Environment Temperature ( °C ) | Volage (V) | Measured Frequency (MHz) | limit Range | Test Result |
|---|---|---|---|---|
| 20 | 108 | 5754.988410 | 5725-5850 | PASS |
| | 120 | 5754.997996 | 5725-5850 | PASS |
| | 132 | 5754.973903 | 5725-5850 | PASS |

**IEEE 802.11n HT 40 MHz mode / 5755 ~ 5795MHz (High)**

| Environment Temperature ( °C ) | Volage (V) | Measured Frequency (MHz) | limit Range | Test Result |
|---|---|---|---|---|
| 50 | 120 | 5794.953863 | 5725-5850 | PASS |
| 40 | 120 | 5794.993422 | 5725-5850 | PASS |
| 30 | 120 | 5794.966436 | 5725-5850 | PASS |
| 20 | 120 | 5794.998015 | 5725-5850 | PASS |
| 10 | 120 | 5794.975906 | 5725-5850 | PASS |
| 0 | 120 | 5794.991640 | 5725-5850 | PASS |
| -10 | 120 | 5794.985026 | 5725-5850 | PASS |
| -20 | 120 | 5794.983032 | 5725-5850 | PASS |

| Environment Temperature ( °C ) | Volage (V) | Measured Frequency (MHz) | limit Range | Test Result |
|---|---|---|---|---|
| 20 | 108 | 5794.977125 | 5725-5850 | PASS |
| | 120 | 5794.998015 | 5725-5850 | PASS |
| | 132 | 5794.970604 | 5725-5850 | PASS |


*This report shall not be reproduced except in full, without the written approval of Compliance Certification Services.*