Test Mode: TX / IEEE 802.11a / 5700MHz /(CH High) **Tested by:** Saber Huang

Ambient temperature: 24°C **Relative humidity:** 52% RH **Date:** May 25, 2018

Frequency (MHz)	Reading (dBuV)	Correction Factor (dB/m)	Result (dBuV/m)	Limit (dBuV/m)	Margin (dB)	Antenna Pole (V/H)	Remark
6864.000	31.56	7.48	39.04	74.00	-34.96	V	peak
7548.000	32.19	8.77	40.96	74.00	-33.04	V	peak
8088.000	31.98	9.60	41.58	74.00	-32.42	V	peak
9000.000	30.94	9.10	40.04	74.00	-33.96	V	peak
10284.000	29.81	12.86	42.67	74.00	-31.33	V	peak
10956.000	29.29	14.94	44.23	74.00	-29.77	V	peak
6348.000	33.35	6.64	39.99	74.00	-34.01	H	Peak
6696.000	31.53	7.21	38.74	74.00	-35.26	H	Peak
7056.000	31.78	7.81	39.59	74.00	-34.41	H	Peak
7656.000	31.81	8.98	40.79	74.00	-33.21	H	peak
8184.000	32.29	9.55	41.84	74.00	-32.16	H	peak
8940.000	31.14	9.13	40.27	74.00	-33.73	H	peak

Remark:

1. *Measuring frequencies from 1 GHz to the 10th harmonic of highest fundamental frequency.*
2. *Radiated emissions measured in frequency above 1000MHz were made with an instrument using peak/average detector mode.*
3. *Average test would be performed if the peak result were greater than the average limit.*
4. *Data of measurement within this frequency range shown " --- " in the table above means the reading of emissions are attenuated more than 20dB below the permissible limits or the field strength is too small to be measured.*
5. *Measurements above show only up to 6 maximum emissions noted, or would be lesser, with " N/A " remark, if no specific emissions from the EUT are recorded (ie: margin>20dB from the applicable limit) and considered that's already beyond the background noise floor.*
6. *Margin (dB) = Remark result (dBuV/m) – Average limit (dBuV/m).*

This report shall not be reproduced except in full, without the written approval of Compliance Certification Services (Shenzhen) Inc.

Test Mode: TX / IEEE 802.11a / 5745MHz /(CH Low) **Tested by:** Saber Huang

Ambient temperature: 24°C **Relative humidity:** 52% RH **Date:** May 25, 2018

Frequency (MHz)	Reading (dBuV)	Correction Factor (dB/m)	Result (dBuV/m)	Limit (dBuV/m)	Margin (dB)	Antenna Pole (V/H)	Remark
6576.000	31.87	7.01	38.88	74.00	-35.12	V	peak
7356.000	31.00	8.39	39.39	74.00	-34.61	V	peak
7596.000	31.28	8.86	40.14	74.00	-33.86	V	peak
8124.000	30.99	9.58	40.57	74.00	-33.43	V	peak
9192.000	31.54	9.65	41.19	74.00	-32.81	V	peak
10368.000	29.46	13.12	42.58	74.00	-31.42	V	peak
6588.000	31.92	7.03	38.95	74.00	-35.05	H	Peak
7464.000	31.63	8.60	40.23	74.00	-33.77	H	Peak
7992.000	32.20	9.63	41.83	74.00	-32.17	H	Peak
8412.000	32.46	9.42	41.88	74.00	-32.12	H	peak
9360.000	31.35	10.14	41.49	74.00	-32.51	H	peak
9936.000	29.92	11.80	41.72	74.00	-32.28	H	peak

Remark:

1. *Measuring frequencies from 1 GHz to the 10th harmonic of highest fundamental frequency.*
2. *Radiated emissions measured in frequency above 1000MHz were made with an instrument using peak/average detector mode.*
3. *Average test would be performed if the peak result were greater than the average limit.*
4. *Data of measurement within this frequency range shown " --- " in the table above means the reading of emissions are attenuated more than 20dB below the permissible limits or the field strength is too small to be measured.*
5. *Measurements above show only up to 6 maximum emissions noted, or would be lesser, with " N/A " remark, if no specific emissions from the EUT are recorded (ie: margin>20dB from the applicable limit) and considered that's already beyond the background noise floor.*
6. *Margin (dB) = Remark result (dBuV/m) – Average limit (dBuV/m).*

This report shall not be reproduced except in full, without the written approval of Compliance Certification Services (Shenzhen) Inc.

Test Mode: TX / IEEE 802.11a / 5785MHz /(CH Mid) **Tested by:** Saber Huang

Ambient temperature: 24°C **Relative humidity:** 52% RH **Date:** May 25, 2018

Frequency (MHz)	Reading (dBuV)	Correction Factor (dB/m)	Result (dBuV/m)	Limit (dBuV/m)	Margin (dB)	Antenna Pole (V/H)	Remark
6564.000	31.93	6.99	38.92	74.00	-35.08	V	peak
6804.000	32.14	7.38	39.52	74.00	-34.48	V	peak
7992.000	31.64	9.63	41.27	74.00	-32.73	V	peak
8580.000	30.84	9.33	40.17	74.00	-33.83	V	peak
9360.000	30.72	10.14	40.86	74.00	-33.14	V	peak
10008.000	30.91	12.00	42.91	74.00	-31.09	V	peak
6348.000	31.46	6.64	38.10	74.00	-35.90	H	Peak
6456.000	30.88	6.82	37.70	74.00	-36.30	H	Peak
7272.000	30.67	8.23	38.90	74.00	-35.10	H	Peak
7908.000	31.69	9.47	41.16	74.00	-32.84	H	peak
9000.000	31.22	9.10	40.32	74.00	-33.68	H	peak
10056.000	30.05	12.15	42.20	74.00	-31.80	H	peak

Remark:

1. *Measuring frequencies from 1 GHz to the 10th harmonic of highest fundamental frequency.*
2. *Radiated emissions measured in frequency above 1000MHz were made with an instrument using peak/average detector mode.*
3. *Average test would be performed if the peak result were greater than the average limit.*
4. *Data of measurement within this frequency range shown " --- " in the table above means the reading of emissions are attenuated more than 20dB below the permissible limits or the field strength is too small to be measured.*
5. *Measurements above show only up to 6 maximum emissions noted, or would be lesser, with " N/A " remark, if no specific emissions from the EUT are recorded (ie: margin>20dB from the applicable limit) and considered that's already beyond the background noise floor.*
6. *Margin (dB) = Remark result (dBuV/m) – Average limit (dBuV/m).*

This report shall not be reproduced except in full, without the written approval of Compliance Certification Services (Shenzhen) Inc.

Test Mode: TX / IEEE 802.11a / 5825MHz /(CH High) **Tested by:** Saber Huang

Ambient temperature: 24°C **Relative humidity:** 52% RH **Date:** May 25, 2018

Frequency (MHz)	Reading (dBuV)	Correction Factor (dB/m)	Result (dBuV/m)	Limit (dBuV/m)	Margin (dB)	Antenna Pole (V/H)	Remark
7104.000	31.30	7.90	39.20	74.00	-34.80	V	peak
7428.000	30.88	8.53	39.41	74.00	-34.59	V	peak
8184.000	31.65	9.55	41.20	74.00	-32.80	V	peak
9372.000	30.12	10.17	40.29	74.00	-33.71	V	peak
9888.000	29.91	11.66	41.57	74.00	-32.43	V	peak
10572.000	30.33	13.75	44.08	74.00	-29.92	V	peak
6528.000	32.17	6.94	39.11	74.00	-34.89	H	Peak
7284.000	31.22	8.25	39.47	74.00	-34.53	H	Peak
7512.000	31.53	8.70	40.23	74.00	-33.77	H	Peak
7980.000	30.67	9.61	40.28	74.00	-33.72	H	peak
8484.000	31.93	9.38	41.31	74.00	-32.69	H	peak
9396.000	30.74	10.24	40.98	74.00	-33.02	H	peak

Remark:

1. *Measuring frequencies from 1 GHz to the 10th harmonic of highest fundamental frequency.*
2. *Radiated emissions measured in frequency above 1000MHz were made with an instrument using peak/average detector mode.*
3. *Average test would be performed if the peak result were greater than the average limit.*
4. *Data of measurement within this frequency range shown " --- " in the table above means the reading of emissions are attenuated more than 20dB below the permissible limits or the field strength is too small to be measured.*
5. *Measurements above show only up to 6 maximum emissions noted, or would be lesser, with " N/A " remark, if no specific emissions from the EUT are recorded (ie: margin>20dB from the applicable limit) and considered that's already beyond the background noise floor.*
6. *Margin (dB) = Remark result (dBuV/m) – Average limit (dBuV/m).*

This report shall not be reproduced except in full, without the written approval of Compliance Certification Services (Shenzhen) Inc.

Test Mode: TX / IEEE 802.11n HT 20 MHz / 5180MHz /(CH Low) **Tested by:** Saber Huang

Ambient temperature: 24°C **Relative humidity:** 52% RH **Date:** May 25, 2018

Frequency (MHz)	Reading (dBuV)	Correction Factor (dB/m)	Result (dBuV/m)	Limit (dBuV/m)	Margin (dB)	Antenna Pole (V/H)	Remark
6600.000	31.91	7.05	38.96	74.00	-35.04	V	peak
6780.000	32.60	7.34	39.94	74.00	-34.06	V	peak
7428.000	31.89	8.53	40.42	74.00	-33.58	V	peak
7704.000	32.36	9.07	41.43	74.00	-32.57	V	peak
8820.000	31.34	9.20	40.54	74.00	-33.46	V	peak
10464.000	30.69	13.42	44.11	74.00	-29.89	V	peak
6600.000	32.65	7.05	39.70	74.00	-34.30	H	Peak
7164.000	32.06	8.02	40.08	74.00	-33.92	H	Peak
7416.000	31.69	8.51	40.20	74.00	-33.80	H	Peak
8292.000	31.01	9.49	40.50	74.00	-33.50	H	peak
8784.000	30.99	9.22	40.21	74.00	-33.79	H	peak
9648.000	30.76	10.97	41.73	74.00	-32.27	H	peak

Remark:

1. *Measuring frequencies from 1 GHz to the 10th harmonic of highest fundamental frequency.*
2. *Radiated emissions measured in frequency above 1000MHz were made with an instrument using peak/average detector mode.*
3. *Average test would be performed if the peak result were greater than the average limit.*
4. *Data of measurement within this frequency range s*
5. *hown " --- " in the table above means the reading of emissions are attenuated more than 20dB below the permissible limits or the field strength is too small to be measured.*
6. *Measurements above show only up to 6 maximum emissions noted, or would be lesser, with " N/A " remark, if no specific emissions from the EUT are recorded (ie: margin>20dB from the applicable limit) and considered that's already beyond the background noise floor.*
7. *Margin (dB) = Remark result (dBuV/m) – Average limit (dBuV/m).*

This report shall not be reproduced except in full, without the written approval of Compliance Certification Services (Shenzhen) Inc.

Test Mode: TX / IEEE 802.11n HT 20 MHz / 5200MHz /(CH Mid) **Tested by:** Saber Huang

Ambient temperature: 24°C **Relative humidity:** 52% RH **Date:** May 25, 2018

Frequency (MHz)	Reading (dBuV)	Correction Factor (dB/m)	Result (dBuV/m)	Limit (dBuV/m)	Margin (dB)	Antenna Pole (V/H)	Remark
6840.000	32.41	7.44	39.85	74.00	-34.15	V	peak
7716.000	31.76	9.10	40.86	74.00	-33.14	V	peak
8172.000	31.48	9.56	41.04	74.00	-32.96	V	peak
9012.000	31.79	9.13	40.92	74.00	-33.08	V	peak
10284.000	30.78	12.86	43.64	74.00	-30.36	V	peak
11532.000	31.04	14.85	45.89	74.00	-28.11	V	peak
6420.000	32.98	6.76	39.74	74.00	-34.26	H	Peak
7368.000	32.22	8.42	40.64	74.00	-33.36	H	Peak
8088.000	32.40	9.60	42.00	74.00	-32.00	H	Peak
8388.000	31.81	9.44	41.25	74.00	-32.75	H	peak
9372.000	32.07	10.17	42.24	74.00	-31.76	H	peak
9828.000	30.86	11.48	42.34	74.00	-31.66	H	peak

Remark:

1. *Measuring frequencies from 1 GHz to the 10th harmonic of highest fundamental frequency.*
2. *Radiated emissions measured in frequency above 1000MHz were made with an instrument using peak/average detector mode.*
3. *Average test would be performed if the peak result were greater than the average limit.*
4. *Data of measurement within this frequency range shown " --- " in the table above means the reading of emissions are attenuated more than 20dB below the permissible limits or the field strength is too small to be measured.*
5. *Measurements above show only up to 6 maximum emissions noted, or would be lesser, with " N/A " remark, if no specific emissions from the EUT are recorded (ie: margin>20dB from the applicable limit) and considered that's already beyond the background noise floor.*
6. *Margin (dB) = Remark result (dBuV/m) – Average limit (dBuV/m).*

This report shall not be reproduced except in full, without the written approval of Compliance Certification Services (Shenzhen) Inc.

Test Mode: TX / IEEE 802.11n HT 20 MHz / 5240MHz /(CH High) **Tested by:** Saber Huang

Ambient temperature: 24°C **Relative humidity:** 52% RH **Date:** May 25, 2018

Frequency (MHz)	Reading (dBuV)	Correction Factor (dB/m)	Result (dBuV/m)	Limit (dBuV/m)	Margin (dB)	Antenna Pole (V/H)	Remark
6960.000	32.58	7.64	40.22	74.00	-33.78	V	peak
8004.000	31.60	9.65	41.25	74.00	-32.75	V	peak
8400.000	31.77	9.43	41.20	74.00	-32.80	V	peak
9396.000	32.34	10.24	42.58	74.00	-31.42	V	peak
10260.000	30.17	12.79	42.96	74.00	-31.04	V	peak
11160.000	31.21	15.01	46.22	74.00	-27.78	V	peak
7140.000	31.76	7.97	39.73	74.00	-34.27	H	Peak
7572.000	31.78	8.82	40.60	74.00	-33.40	H	Peak
7764.000	31.65	9.19	40.84	74.00	-33.16	H	Peak
8268.000	31.37	9.50	40.87	74.00	-33.13	H	peak
10116.000	30.50	12.34	42.84	74.00	-31.16	H	peak
10764.000	30.12	14.35	44.47	74.00	-29.53	H	peak

Remark:

1. *Measuring frequencies from 1 GHz to the 10th harmonic of highest fundamental frequency.*
2. *Radiated emissions measured in frequency above 1000MHz were made with an instrument using peak/average detector mode.*
3. *Average test would be performed if the peak result were greater than the average limit.*
4. *Data of measurement within this frequency range shown " --- " in the table above means the reading of emissions are attenuated more than 20dB below the permissible limits or the field strength is too small to be measured.*
5. *Measurements above show only up to 6 maximum emissions noted, or would be lesser, with " N/A " remark, if no specific emissions from the EUT are recorded (ie: margin>20dB from the applicable limit) and considered that's already beyond the background noise floor.*
6. *Margin (dB) = Remark result (dBuV/m) – Average limit (dBuV/m).*

This report shall not be reproduced except in full, without the written approval of Compliance Certification Services (Shenzhen) Inc.

Test Mode: TX / IEEE 802.11n HT 20 MHz / 5260MHz /(CH Low) **Tested by:** Saber Huang

Ambient temperature: 24°C **Relative humidity:** 52% RH **Date:** May 25, 2018

Frequency (MHz)	Reading (dBuV)	Correction Factor (dB/m)	Result (dBuV/m)	Limit (dBuV/m)	Margin (dB)	Antenna Pole (V/H)	Remark
6816.000	31.84	7.40	39.24	74.00	-34.76	V	peak
7908.000	31.60	9.47	41.07	74.00	-32.93	V	peak
8964.000	31.92	9.12	41.04	74.00	-32.96	V	peak
9888.000	31.38	11.66	43.04	74.00	-30.96	V	peak
10608.000	30.83	13.86	44.69	74.00	-29.31	V	peak
11412.000	31.00	14.90	45.90	74.00	-28.10	V	peak
6600.000	30.01	7.05	37.06	74.00	-36.94	H	Peak
7476.000	30.35	8.63	38.98	74.00	-35.02	H	Peak
8112.000	32.48	9.59	42.07	74.00	-31.93	H	Peak
8220.000	30.27	9.53	39.80	74.00	-34.20	H	peak
9084.000	29.29	9.34	38.63	74.00	-35.37	H	peak
10476.000	30.28	13.46	43.74	74.00	-30.26	H	peak

Remark:

1. *Measuring frequencies from 1 GHz to the 10th harmonic of highest fundamental frequency.*
2. *Radiated emissions measured in frequency above 1000MHz were made with an instrument using peak/average detector mode.*
3. *Average test would be performed if the peak result were greater than the average limit.*
4. *Data of measurement within this frequency range shown " --- " in the table above means the reading of emissions are attenuated more than 20dB below the permissible limits or the field strength is too small to be measured.*
5. *Measurements above show only up to 6 maximum emissions noted, or would be lesser, with " N/A " remark, if no specific emissions from the EUT are recorded (ie: margin>20dB from the applicable limit) and considered that's already beyond the background noise floor.*
6. *Margin (dB) = Remark result (dBuV/m) – Average limit (dBuV/m).*

This report shall not be reproduced except in full, without the written approval of Compliance Certification Services (Shenzhen) Inc.

Test Mode: TX / IEEE 802.11n HT 20 MHz / 5300MHz /(CH Mid) **Tested by:** Saber Huang

Ambient temperature: 24°C **Relative humidity:** 52% RH **Date:** May 25, 2018

Frequency (MHz)	Reading (dBuV)	Correction Factor (dB/m)	Result (dBuV/m)	Limit (dBuV/m)	Margin (dB)	Antenna Pole (V/H)	Remark
6348.000	34.73	6.64	41.37	74.00	-32.63	V	peak
7368.000	32.47	8.42	40.89	74.00	-33.11	V	peak
7524.000	32.18	8.72	40.90	74.00	-33.10	V	peak
8424.000	32.18	9.42	41.60	74.00	-32.40	V	peak
9852.000	30.64	11.55	42.19	74.00	-31.81	V	peak
10704.000	30.56	14.16	44.72	74.00	-29.28	V	peak
7152.000	33.21	8.00	41.21	74.00	-32.79	H	Peak
8148.000	32.36	9.57	41.93	74.00	-32.07	H	Peak
8388.000	32.78	9.44	42.22	74.00	-31.78	H	Peak
9492.000	30.73	10.52	41.25	74.00	-32.75	H	peak
10476.000	31.21	13.46	44.67	74.00	-29.33	H	peak
10884.000	30.48	14.72	45.20	74.00	-28.80	H	peak

Remark:

1. *Measuring frequencies from 1 GHz to the 10th harmonic of highest fundamental frequency.*
2. *Radiated emissions measured in frequency above 1000MHz were made with an instrument using peak/average detector mode.*
3. *Average test would be performed if the peak result were greater than the average limit.*
4. *Data of measurement within this frequency range shown " --- " in the table above means the reading of emissions are attenuated more than 20dB below the permissible limits or the field strength is too small to be measured.*
5. *Measurements above show only up to 6 maximum emissions noted, or would be lesser, with " N/A " remark, if no specific emissions from the EUT are recorded (ie: margin>20dB from the applicable limit) and considered that's already beyond the background noise floor.*
6. *Margin (dB) = Remark result (dBuV/m) – Average limit (dBuV/m).*

This report shall not be reproduced except in full, without the written approval of Compliance Certification Services (Shenzhen) Inc.

Test Mode: TX / IEEE 802.11n HT 20 MHz / 5320MHz /(CH High) **Tested by:** Saber Huang

Ambient temperature: 24°C **Relative humidity:** 52% RH **Date:** May 25, 2018

Frequency (MHz)	Reading (dBuV)	Correction Factor (dB/m)	Result (dBuV/m)	Limit (dBuV/m)	Margin (dB)	Antenna Pole (V/H)	Remark
6768.000	34.32	7.32	41.64	74.00	-32.36	V	peak
7620.000	33.04	8.91	41.95	74.00	-32.05	V	peak
8412.000	33.31	9.42	42.73	74.00	-31.27	V	peak
8484.000	32.82	9.38	42.20	74.00	-31.80	V	peak
8592.000	32.80	9.32	42.12	74.00	-31.88	V	peak
10128.000	31.27	12.38	43.65	74.00	-30.35	V	peak
6984.000	32.14	7.67	39.81	74.00	-34.19	H	Peak
7740.000	31.98	9.14	41.12	74.00	-32.88	H	Peak
8388.000	32.23	9.44	41.67	74.00	-32.33	H	Peak
9828.000	31.28	11.48	42.76	74.00	-31.24	H	peak
10380.000	31.36	13.16	44.52	74.00	-29.48	H	peak
11172.000	31.69	15.00	46.69	74.00	-27.31	H	peak

Remark:

1. *Measuring frequencies from 1 GHz to the 10th harmonic of highest fundamental frequency.*
2. *Radiated emissions measured in frequency above 1000MHz were made with an instrument using peak/average detector mode.*
3. *Average test would be performed if the peak result were greater than the average limit.*
4. *Data of measurement within this frequency range shown " --- " in the table above means the reading of emissions are attenuated more than 20dB below the permissible limits or the field strength is too small to be measured.*
5. *Measurements above show only up to 6 maximum emissions noted, or would be lesser, with " N/A " remark, if no specific emissions from the EUT are recorded (ie: margin>20dB from the applicable limit) and considered that's already beyond the background noise floor.*
6. *Margin (dB) = Remark result (dBuV/m) – Average limit (dBuV/m).*

This report shall not be reproduced except in full, without the written approval of Compliance Certification Services (Shenzhen) Inc.

Test Mode: TX / IEEE 802.11n HT 20 MHz / 5500MHz /(CH Low) **Tested by:** Saber Huang

Ambient temperature: 24°C **Relative humidity:** 52% RH **Date:** May 25, 2018

Frequency (MHz)	Reading (dBuV)	Correction Factor (dB/m)	Result (dBuV/m)	Limit (dBuV/m)	Margin (dB)	Antenna Pole (V/H)	Remark
6744.000	31.50	7.29	38.79	74.00	-35.21	V	peak
7464.000	31.77	8.60	40.37	74.00	-33.63	V	peak
8040.000	30.58	9.63	40.21	74.00	-33.79	V	peak
8520.000	31.08	9.36	40.44	74.00	-33.56	V	peak
9780.000	30.77	11.35	42.12	74.00	-31.88	V	peak
10140.000	29.11	12.41	41.52	74.00	-32.48	V	peak
6468.000	32.54	6.84	39.38	74.00	-34.62	H	Peak
6960.000	31.18	7.64	38.82	74.00	-35.18	H	Peak
7284.000	31.74	8.25	39.99	74.00	-34.01	H	Peak
8016.000	32.12	9.64	41.76	74.00	-32.24	H	peak
8856.000	31.83	9.18	41.01	74.00	-32.99	H	peak
10116.000	30.81	12.34	43.15	74.00	-30.85	H	peak

Remark:

1. *Measuring frequencies from 1 GHz to the 10th harmonic of highest fundamental frequency.*
2. *Radiated emissions measured in frequency above 1000MHz were made with an instrument using peak/average detector mode.*
3. *Average test would be performed if the peak result were greater than the average limit.*
4. *Data of measurement within this frequency range shown " --- " in the table above means the reading of emissions are attenuated more than 20dB below the permissible limits or the field strength is too small to be measured.*
5. *Measurements above show only up to 6 maximum emissions noted, or would be lesser, with " N/A " remark, if no specific emissions from the EUT are recorded (ie: margin>20dB from the applicable limit) and considered that's already beyond the background noise floor.*
6. *Margin (dB) = Remark result (dBuV/m) – Average limit (dBuV/m).*

This report shall not be reproduced except in full, without the written approval of Compliance Certification Services (Shenzhen) Inc.

Test Mode: TX / IEEE 802.11n HT 20 MHz / 5580MHz /(CH Mid) **Tested by:** Saber Huang

Ambient temperature: 24°C **Relative humidity:** 52% RH **Date:** May 25, 2018

Frequency (MHz)	Reading (dBuV)	Correction Factor (dB/m)	Result (dBuV/m)	Limit (dBuV/m)	Margin (dB)	Antenna Pole (V/H)	Remark
6576.000	31.81	7.01	38.82	74.00	-35.18	V	peak
7212.000	32.10	8.11	40.21	74.00	-33.79	V	peak
7428.000	31.74	8.53	40.27	74.00	-33.73	V	peak
8436.000	32.39	9.41	41.80	74.00	-32.20	V	peak
9552.000	31.28	10.69	41.97	74.00	-32.03	V	peak
9948.000	31.44	11.83	43.27	74.00	-30.73	V	peak
7080.000	31.70	7.86	39.56	74.00	-34.44	H	Peak
8112.000	32.16	9.59	41.75	74.00	-32.25	H	Peak
8580.000	31.38	9.33	40.71	74.00	-33.29	H	Peak
9228.000	31.17	9.76	40.93	74.00	-33.07	H	peak
9612.000	30.86	10.86	41.72	74.00	-32.28	H	peak
11952.000	30.34	14.66	45.00	74.00	-29.00	H	peak

Remark:

1. *Measuring frequencies from 1 GHz to the 10th harmonic of highest fundamental frequency.*
2. *Radiated emissions measured in frequency above 1000MHz were made with an instrument using peak/average detector mode.*
3. *Average test would be performed if the peak result were greater than the average limit.*
4. *Data of measurement within this frequency range shown " --- " in the table above means the reading of emissions are attenuated more than 20dB below the permissible limits or the field strength is too small to be measured.*
5. *Measurements above show only up to 6 maximum emissions noted, or would be lesser, with " N/A " remark, if no specific emissions from the EUT are recorded (ie: margin>20dB from the applicable limit) and considered that's already beyond the background noise floor.*
6. *Margin (dB) = Remark result (dBuV/m) – Average limit (dBuV/m).*

This report shall not be reproduced except in full, without the written approval of Compliance Certification Services (Shenzhen) Inc.

Test Mode: TX / IEEE 802.11n HT 20 MHz / 5700MHz /(CH High) **Tested by:** Saber Huang

Ambient temperature: 24°C **Relative humidity:** 52% RH **Date:** May 25, 2018

Frequency (MHz)	Reading (dBuV)	Correction Factor (dB/m)	Result (dBuV/m)	Limit (dBuV/m)	Margin (dB)	Antenna Pole (V/H)	Remark
7200.000	32.14	8.09	40.23	74.00	-33.77	V	peak
7740.000	31.76	9.14	40.90	74.00	-33.10	V	peak
9468.000	31.08	10.45	41.53	74.00	-32.47	V	peak
9888.000	31.35	11.66	43.01	74.00	-30.99	V	peak
11364.000	31.04	14.92	45.96	74.00	-28.04	V	peak
12120.000	29.91	15.04	44.95	74.00	-29.05	V	peak
6348.000	34.91	6.64	41.55	74.00	-32.45	H	Peak
7380.000	31.40	8.44	39.84	74.00	-34.16	H	Peak
7656.000	31.78	8.98	40.76	74.00	-33.24	H	Peak
8568.000	31.70	9.34	41.04	74.00	-32.96	H	peak
9588.000	31.14	10.79	41.93	74.00	-32.07	H	peak
10656.000	30.84	14.01	44.85	74.00	-29.15	H	peak

Remark:

1. *Measuring frequencies from 1 GHz to the 10th harmonic of highest fundamental frequency.*
2. *Radiated emissions measured in frequency above 1000MHz were made with an instrument using peak/average detector mode.*
3. *Average test would be performed if the peak result were greater than the average limit.*
4. *Data of measurement within this frequency range shown " --- " in the table above means the reading of emissions are attenuated more than 20dB below the permissible limits or the field strength is too small to be measured.*
5. *Measurements above show only up to 6 maximum emissions noted, or would be lesser, with " N/A " remark, if no specific emissions from the EUT are recorded (ie: margin>20dB from the applicable limit) and considered that's already beyond the background noise floor.*
6. *Margin (dB) = Remark result (dBuV/m) – Average limit (dBuV/m).*

This report shall not be reproduced except in full, without the written approval of Compliance Certification Services (Shenzhen) Inc.

Test Mode: TX / IEEE 802.11n HT 20 MHz / 5745MHz /(CH Low) **Tested by:** Saber Huang

Ambient temperature: 24°C **Relative humidity:** 52% RH **Date:** May 25, 2018

Frequency (MHz)	Reading (dBuV)	Correction Factor (dB/m)	Result (dBuV/m)	Limit (dBuV/m)	Margin (dB)	Antenna Pole (V/H)	Remark
6348.000	31.96	6.64	38.60	74.00	-35.40	V	peak
7656.000	31.97	8.98	40.95	74.00	-33.05	V	peak
7992.000	31.58	9.63	41.21	74.00	-32.79	V	peak
9444.000	30.89	10.38	41.27	74.00	-32.73	V	peak
10080.000	30.93	12.23	43.16	74.00	-30.84	V	peak
11304.000	30.88	14.95	45.83	74.00	-28.17	V	peak
7236.000	31.86	8.16	40.02	74.00	-33.98	H	Peak
7896.000	31.95	9.45	41.40	74.00	-32.60	H	Peak
8616.000	31.24	9.31	40.55	74.00	-33.45	H	Peak
9144.000	31.41	9.51	40.92	74.00	-33.08	H	peak
10164.000	31.50	12.49	43.99	74.00	-30.01	H	peak
11892.000	30.75	14.69	45.44	74.00	-28.56	H	peak

Remark:

1. *Measuring frequencies from 1 GHz to the 10th harmonic of highest fundamental frequency.*
2. *Radiated emissions measured in frequency above 1000MHz were made with an instrument using peak/average detector mode.*
3. *Average test would be performed if the peak result were greater than the average limit.*
4. *Data of measurement within this frequency range shown " --- " in the table above means the reading of emissions are attenuated more than 20dB below the permissible limits or the field strength is too small to be measured.*
5. *Measurements above show only up to 6 maximum emissions noted, or would be lesser, with " N/A " remark, if no specific emissions from the EUT are recorded (ie: margin>20dB from the applicable limit) and considered that's already beyond the background noise floor.*
6. *Margin (dB) = Remark result (dBuV/m) – Average limit (dBuV/m).*

This report shall not be reproduced except in full, without the written approval of Compliance Certification Services (Shenzhen) Inc.

Test Mode: TX / IEEE 802.11n HT 20 MHz / 5785MHz /(CH Mid) **Tested by:** Saber Huang

Ambient temperature: 24°C **Relative humidity:** 52% RH **Date:** May 25, 2018

Frequency (MHz)	Reading (dBuV)	Correction Factor (dB/m)	Result (dBuV/m)	Limit (dBuV/m)	Margin (dB)	Antenna Pole (V/H)	Remark
6372.000	32.40	6.68	39.08	74.00	-34.92	V	peak
6792.000	31.75	7.36	39.11	74.00	-34.89	V	peak
7344.000	32.23	8.37	40.60	74.00	-33.40	V	peak
7668.000	31.56	9.00	40.56	74.00	-33.44	V	peak
9696.000	31.27	11.10	42.37	74.00	-31.63	V	peak
10584.000	31.31	13.79	45.10	74.00	-28.90	V	peak
7200.000	31.82	8.09	39.91	74.00	-34.09	H	Peak
8052.000	31.98	9.62	41.60	74.00	-32.40	H	Peak
8952.000	31.35	9.13	40.48	74.00	-33.52	H	Peak
9816.000	30.93	11.45	42.38	74.00	-31.62	H	peak
10764.000	30.87	14.35	45.22	74.00	-28.78	H	peak
12288.000	29.77	15.59	45.36	74.00	-28.64	H	peak

Remark:

1. *Measuring frequencies from 1 GHz to the 10th harmonic of highest fundamental frequency.*
2. *Radiated emissions measured in frequency above 1000MHz were made with an instrument using peak/average detector mode.*
3. *Average test would be performed if the peak result were greater than the average limit.*
4. *Data of measurement within this frequency range shown " --- " in the table above means the reading of emissions are attenuated more than 20dB below the permissible limits or the field strength is too small to be measured.*
5. *Measurements above show only up to 6 maximum emissions noted, or would be lesser, with " N/A " remark, if no specific emissions from the EUT are recorded (ie: margin>20dB from the applicable limit) and considered that's already beyond the background noise floor.*
6. *Margin (dB) = Remark result (dBuV/m) – Average limit (dBuV/m).*

This report shall not be reproduced except in full, without the written approval of Compliance Certification Services (Shenzhen) Inc.

Test Mode: TX / IEEE 802.11n HT 20 MHz / 5825MHz /(CH High) **Tested by:** Saber Huang

Ambient temperature: 24°C **Relative humidity:** 52% RH **Date:** May 25, 2018

Frequency (MHz)	Reading (dBuV)	Correction Factor (dB/m)	Result (dBuV/m)	Limit (dBuV/m)	Margin (dB)	Antenna Pole (V/H)	Remark
6180.000	32.50	6.37	38.87	74.00	-35.13	V	peak
7488.000	31.89	8.65	40.54	74.00	-33.46	V	peak
7920.000	32.15	9.49	41.64	74.00	-32.36	V	peak
8448.000	32.16	9.40	41.56	74.00	-32.44	V	peak
9744.000	31.00	11.24	42.24	74.00	-31.76	V	peak
11448.000	30.98	14.88	45.86	74.00	-28.14	V	peak
6576.000	32.23	7.01	39.24	74.00	-34.76	H	Peak
7320.000	32.09	8.32	40.41	74.00	-33.59	H	Peak
7488.000	32.05	8.65	40.70	74.00	-33.30	H	Peak
7944.000	32.16	9.54	41.70	74.00	-32.30	H	peak
8412.000	32.24	9.42	41.66	74.00	-32.34	H	peak
11052.000	30.61	15.06	45.67	74.00	-28.33	H	peak

Remark:

1. *Measuring frequencies from 1 GHz to the 10th harmonic of highest fundamental frequency.*
2. *Radiated emissions measured in frequency above 1000MHz were made with an instrument using peak/average detector mode.*
3. *Average test would be performed if the peak result were greater than the average limit.*
4. *Data of measurement within this frequency range shown "---" in the table above means the reading of emissions are attenuated more than 20dB below the permissible limits or the field strength is too small to be measured.*
5. *Measurements above show only up to 6 maximum emissions noted, or would be lesser, with " N/A " remark, if no specific emissions from the EUT are recorded (ie: margin>20dB from the applicable limit) and considered that's already beyond the background noise floor.*
6. *Margin (dB) = Remark result (dBuV/m) – Average limit (dBuV/m).*

This report shall not be reproduced except in full, without the written approval of Compliance Certification Services (Shenzhen) Inc.

Test Mode: TX / IEEE 802.11n HT 40 MHz / 5190MHz /(CH Low) **Tested by:** Saber Huang

Ambient temperature: 24°C **Relative humidity:** 52% RH **Date:** May 25, 2018

Frequency (MHz)	Reading (dBuV)	Correction Factor (dB/m)	Result (dBuV/m)	Limit (dBuV/m)	Margin (dB)	Antenna Pole (V/H)	Remark
6300.000	31.44	6.57	38.01	74.00	-35.99	V	peak
6684.000	32.09	7.19	39.28	74.00	-34.72	V	peak
7164.000	32.46	8.02	40.48	74.00	-33.52	V	peak
7992.000	31.12	9.63	40.75	74.00	-33.25	V	peak
8532.000	31.34	9.36	40.70	74.00	-33.30	V	peak
10404.000	29.90	13.23	43.13	74.00	-30.87	V	peak
6480.000	32.65	6.86	39.51	74.00	-34.49	H	Peak
6948.000	32.19	7.62	39.81	74.00	-34.19	H	Peak
7740.000	32.35	9.14	41.49	74.00	-32.51	H	Peak
8304.000	32.05	9.48	41.53	74.00	-32.47	H	peak
8472.000	31.79	9.39	41.18	74.00	-32.82	H	peak
10032.000	32.11	12.08	44.19	74.00	-29.81	H	peak

Remark:

1. *Measuring frequencies from 1 GHz to the 10th harmonic of highest fundamental frequency.*
2. *Radiated emissions measured in frequency above 1000MHz were made with an instrument using peak/average detector mode.*
3. *Average test would be performed if the peak result were greater than the average limit.*
4. *Data of measurement within this frequency range shown "---" in the table above means the reading of emissions are attenuated more than 20dB below the permissible limits or the field strength is too small to be measured.*
5. *Measurements above show only up to 6 maximum emissions noted, or would be lesser, with " N/A " remark, if no specific emissions from the EUT are recorded (ie: margin>20dB from the applicable limit) and considered that's already beyond the background noise floor.*
6. *Margin (dB) = Remark result (dBuV/m) – Average limit (dBuV/m).*

This report shall not be reproduced except in full, without the written approval of Compliance Certification Services (Shenzhen) Inc.

Test Mode: TX / IEEE 802.11n HT 40 MHz / 5230MHz /(CH High) **Tested by:** Saber Huang

Ambient temperature: 24°C **Relative humidity:** 52% RH **Date:** May 25, 2018

Frequency (MHz)	Reading (dBuV)	Correction Factor (dB/m)	Result (dBuV/m)	Limit (dBuV/m)	Margin (dB)	Antenna Pole (V/H)	Remark
6564.000	32.51	6.99	39.50	74.00	-34.50	V	peak
6648.000	31.76	7.13	38.89	74.00	-35.11	V	peak
7596.000	31.06	8.86	39.92	74.00	-34.08	V	peak
8520.000	31.12	9.36	40.48	74.00	-33.52	V	peak
9432.000	30.78	10.34	41.12	74.00	-32.88	V	peak
11268.000	29.11	14.96	44.07	74.00	-29.93	V	peak
6456.000	31.89	6.82	38.71	74.00	-35.29	H	Peak
7068.000	31.50	7.83	39.33	74.00	-34.67	H	Peak
7596.000	31.35	8.86	40.21	74.00	-33.79	H	Peak
7908.000	31.40	9.47	40.87	74.00	-33.13	H	peak
8136.000	32.04	9.58	41.62	74.00	-32.38	H	peak
9144.000	30.22	9.51	39.73	74.00	-34.27	H	peak

Remark:

1. *Measuring frequencies from 1 GHz to the 10th harmonic of highest fundamental frequency.*
2. *Radiated emissions measured in frequency above 1000MHz were made with an instrument using peak/average detector mode.*
3. *Average test would be performed if the peak result were greater than the average limit.*
4. *Data of measurement within this frequency range shown "---" in the table above means the reading of emissions are attenuated more than 20dB below the permissible limits or the field strength is too small to be measured.*
5. *Measurements above show only up to 6 maximum emissions noted, or would be lesser, with " N/A " remark, if no specific emissions from the EUT are recorded (ie: margin>20dB from the applicable limit) and considered that's already beyond the background noise floor.*
6. *Margin (dB) = Remark result (dBuV/m) – Average limit (dBuV/m).*

This report shall not be reproduced except in full, without the written approval of Compliance Certification Services (Shenzhen) Inc.

Test Mode: TX / IEEE 802.11n HT 40 MHz / 5270MHz /(CH Low) **Tested by:** Saber Huang

Ambient temperature: 24°C **Relative humidity:** 52% RH **Date:** May 25, 2018

Frequency (MHz)	Reading (dBuV)	Correction Factor (dB/m)	Result (dBuV/m)	Limit (dBuV/m)	Margin (dB)	Antenna Pole (V/H)	Remark
6984.000	30.86	7.67	38.53	74.00	-35.47	V	peak
7524.000	31.29	8.72	40.01	74.00	-33.99	V	peak
8520.000	31.19	9.36	40.55	74.00	-33.45	V	peak
9420.000	30.54	10.31	40.85	74.00	-33.15	V	peak
10008.000	30.81	12.00	42.81	74.00	-31.19	V	peak
10596.000	30.10	13.83	43.93	74.00	-30.07	V	peak
6924.000	31.36	7.58	38.94	74.00	-35.06	H	Peak
7596.000	31.55	8.86	40.41	74.00	-33.59	H	Peak
8388.000	31.46	9.44	40.90	74.00	-33.10	H	Peak
9660.000	30.49	11.00	41.49	74.00	-32.51	H	peak
9900.000	31.14	11.69	42.83	74.00	-31.17	H	peak
11880.000	29.61	14.69	44.30	74.00	-29.70	H	peak

Remark:

1. *Measuring frequencies from 1 GHz to the 10th harmonic of highest fundamental frequency.*
2. *Radiated emissions measured in frequency above 1000MHz were made with an instrument using peak/average detector mode.*
3. *Average test would be performed if the peak result were greater than the average limit.*
4. *Data of measurement within this frequency range shown " --- " in the table above means the reading of emissions are attenuated more than 20dB below the permissible limits or the field strength is too small to be measured.*
5. *Measurements above show only up to 6 maximum emissions noted, or would be lesser, with " N/A " remark, if no specific emissions from the EUT are recorded (ie: margin>20dB from the applicable limit) and considered that's already beyond the background noise floor.*
6. *Margin (dB) = Remark result (dBuV/m) – Average limit (dBuV/m).*

This report shall not be reproduced except in full, without the written approval of Compliance Certification Services (Shenzhen) Inc.

Test Mode: TX / IEEE 802.11n HT 40 MHz / 5310MHz /(CH High) **Tested by:** Saber Huang

Ambient temperature: 24°C **Relative humidity:** 52% RH **Date:** May 25, 2018

Frequency (MHz)	Reading (dBuV)	Correction Factor (dB/m)	Result (dBuV/m)	Limit (dBuV/m)	Margin (dB)	Antenna Pole (V/H)	Remark
6372.000	31.72	6.68	38.40	74.00	-35.60	V	peak
6984.000	30.84	7.67	38.51	74.00	-35.49	V	peak
7080.000	31.38	7.86	39.24	74.00	-34.76	V	peak
7560.000	31.40	8.79	40.19	74.00	-33.81	V	peak
8172.000	31.51	9.56	41.07	74.00	-32.93	V	peak
9348.000	30.91	10.10	41.01	74.00	-32.99	V	peak
6648.000	30.95	7.13	38.08	74.00	-35.92	H	Peak
6828.000	30.68	7.42	38.10	74.00	-35.90	H	Peak
7236.000	31.02	8.16	39.18	74.00	-34.82	H	Peak
7608.000	31.05	8.89	39.94	74.00	-34.06	H	peak
7980.000	31.14	9.61	40.75	74.00	-33.25	H	peak
8652.000	31.07	9.29	40.36	74.00	-33.64	H	peak

Remark:

1. *Measuring frequencies from 1 GHz to the 10th harmonic of highest fundamental frequency.*
2. *Radiated emissions measured in frequency above 1000MHz were made with an instrument using peak/average detector mode.*
3. *Average test would be performed if the peak result were greater than the average limit.*
4. *Data of measurement within this frequency range shown " --- " in the table above means the reading of emissions are attenuated more than 20dB below the permissible limits or the field strength is too small to be measured.*
5. *Measurements above show only up to 6 maximum emissions noted, or would be lesser, with " N/A " remark, if no specific emissions from the EUT are recorded (ie: margin>20dB from the applicable limit) and considered that's already beyond the background noise floor.*
6. *Margin (dB) = Remark result (dBuV/m) – Average limit (dBuV/m).*

This report shall not be reproduced except in full, without the written approval of Compliance Certification Services (Shenzhen) Inc.

Test Mode: TX / IEEE 802.11n HT 40 MHz / 5510MHz /(CH Low) **Tested by:** Saber Huang

Ambient temperature: 24°C **Relative humidity:** 52% RH **Date:** May 25, 2018

Frequency (MHz)	Reading (dBuV)	Correction Factor (dB/m)	Result (dBuV/m)	Limit (dBuV/m)	Margin (dB)	Antenna Pole (V/H)	Remark
6576.000	31.94	7.01	38.95	74.00	-35.05	V	peak
7056.000	32.20	7.81	40.01	74.00	-33.99	V	peak
7452.000	31.40	8.58	39.98	74.00	-34.02	V	peak
8112.000	32.08	9.59	41.67	74.00	-32.33	V	peak
9132.000	30.60	9.48	40.08	74.00	-33.92	V	peak
10692.000	30.35	14.13	44.48	74.00	-29.52	V	peak
6348.000	33.13	6.64	39.77	74.00	-34.23	H	Peak
6504.000	32.59	6.90	39.49	74.00	-34.51	H	Peak
7056.000	31.62	7.81	39.43	74.00	-34.57	H	Peak
7716.000	31.88	9.10	40.98	74.00	-33.02	H	peak
8424.000	31.84	9.42	41.26	74.00	-32.74	H	peak
8772.000	31.58	9.23	40.81	74.00	-33.19	H	peak

Remark:

1. *Measuring frequencies from 1 GHz to the 10th harmonic of highest fundamental frequency.*
2. *Radiated emissions measured in frequency above 1000MHz were made with an instrument using peak/average detector mode.*
3. *Average test would be performed if the peak result were greater than the average limit.*
4. *Data of measurement within this frequency range shown " --- " in the table above means the reading of emissions are attenuated more than 20dB below the permissible limits or the field strength is too small to be measured.*
5. *Measurements above show only up to 6 maximum emissions noted, or would be lesser, with " N/A " remark, if no specific emissions from the EUT are recorded (ie: margin>20dB from the applicable limit) and considered that's already beyond the background noise floor.*
6. *Margin (dB) = Remark result (dBuV/m) – Average limit (dBuV/m).*

This report shall not be reproduced except in full, without the written approval of Compliance Certification Services (Shenzhen) Inc.

Test Mode: TX / IEEE 802.11n HT 40 MHz / 5550MHz /(CH Mid) **Tested by:** Saber Huang

Ambient temperature: 24°C **Relative humidity:** 52% RH **Date:** May 25, 2018

Frequency (MHz)	Reading (dBuV)	Correction Factor (dB/m)	Result (dBuV/m)	Limit (dBuV/m)	Margin (dB)	Antenna Pole (V/H)	Remark
6336.000	32.30	6.62	38.92	74.00	-35.08	V	peak
6744.000	31.53	7.29	38.82	74.00	-35.18	V	peak
7164.000	31.20	8.02	39.22	74.00	-34.78	V	peak
7668.000	31.65	9.00	40.65	74.00	-33.35	V	peak
8364.000	31.79	9.45	41.24	74.00	-32.76	V	peak
11244.000	30.92	14.97	45.89	74.00	-28.11	V	peak
6996.000	32.40	7.69	40.09	74.00	-33.91	H	Peak
7188.000	33.30	8.07	41.37	74.00	-32.63	H	Peak
7644.000	31.40	8.96	40.36	74.00	-33.64	H	Peak
8004.000	31.27	9.65	40.92	74.00	-33.08	H	peak
8052.000	31.80	9.62	41.42	74.00	-32.58	H	peak
10056.000	30.80	12.15	42.95	74.00	-31.05	H	peak

Remark:

1. *Measuring frequencies from 1 GHz to the 10th harmonic of highest fundamental frequency.*
2. *Radiated emissions measured in frequency above 1000MHz were made with an instrument using peak/average detector mode.*
3. *Average test would be performed if the peak result were greater than the average limit.*
4. *Data of measurement within this frequency range shown " --- " in the table above means the reading of emissions are attenuated more than 20dB below the permissible limits or the field strength is too small to be measured.*
5. *Measurements above show only up to 6 maximum emissions noted, or would be lesser, with " N/A " remark, if no specific emissions from the EUT are recorded (ie: margin>20dB from the applicable limit) and considered that's already beyond the background noise floor.*
6. *Margin (dB) = Remark result (dBuV/m) – Average limit (dBuV/m).*

This report shall not be reproduced except in full, without the written approval of Compliance Certification Services (Shenzhen) Inc.

Test Mode: TX / IEEE 802.11n HT 40 MHz / 5670MHz /(CH High) **Tested by:** Saber Huang

Ambient temperature: 24°C **Relative humidity:** 52% RH **Date:** May 25, 2018

Frequency (MHz)	Reading (dBuV)	Correction Factor (dB/m)	Result (dBuV/m)	Limit (dBuV/m)	Margin (dB)	Antenna Pole (V/H)	Remark
6552.000	31.67	6.97	38.64	74.00	-35.36	V	peak
7212.000	32.00	8.11	40.11	74.00	-33.89	V	peak
7512.000	31.49	8.70	40.19	74.00	-33.81	V	peak
8004.000	31.94	9.65	41.59	74.00	-32.41	V	peak
8952.000	30.88	9.13	40.01	74.00	-33.99	V	peak
10140.000	30.57	12.41	42.98	74.00	-31.02	V	peak
6360.000	31.40	6.66	38.06	74.00	-35.94	H	Peak
6924.000	31.00	7.58	38.58	74.00	-35.42	H	Peak
7368.000	31.38	8.42	39.80	74.00	-34.20	H	Peak
8028.000	31.28	9.63	40.91	74.00	-33.09	H	peak
8676.000	31.21	9.28	40.49	74.00	-33.51	H	peak
9612.000	30.44	10.86	41.30	74.00	-32.70	H	peak

Remark:

1. *Measuring frequencies from 1 GHz to the 10th harmonic of highest fundamental frequency.*
2. *Radiated emissions measured in frequency above 1000MHz were made with an instrument using peak/average detector mode.*
3. *Average test would be performed if the peak result were greater than the average limit.*
4. *Data of measurement within this frequency range shown " --- " in the table above means the reading of emissions are attenuated more than 20dB below the permissible limits or the field strength is too small to be measured.*
5. *Measurements above show only up to 6 maximum emissions noted, or would be lesser, with " N/A " remark, if no specific emissions from the EUT are recorded (ie: margin>20dB from the applicable limit) and considered that's already beyond the background noise floor.*
6. *Margin (dB) = Remark result (dBuV/m) – Average limit (dBuV/m).*

This report shall not be reproduced except in full, without the written approval of Compliance Certification Services (Shenzhen) Inc.

Test Mode: TX / IEEE 802.11n HT 40 MHz / 5755MHz /(CH Low) **Tested by:** Saber Huang

Ambient temperature: 24°C **Relative humidity:** 52% RH **Date:** May 25, 2018

Frequency (MHz)	Reading (dBuV)	Correction Factor (dB/m)	Result (dBuV/m)	Limit (dBuV/m)	Margin (dB)	Antenna Pole (V/H)	Remark
6636.000	31.69	7.11	38.80	74.00	-35.20	V	peak
6996.000	31.12	7.69	38.81	74.00	-35.19	V	peak
7356.000	31.44	8.39	39.83	74.00	-34.17	V	peak
7824.000	31.36	9.31	40.67	74.00	-33.33	V	peak
8460.000	31.18	9.40	40.58	74.00	-33.42	V	peak
9816.000	30.86	11.45	42.31	74.00	-31.69	V	peak
6396.000	32.19	6.72	38.91	74.00	-35.09	H	Peak
6744.000	31.63	7.29	38.92	74.00	-35.08	H	Peak
7404.000	30.59	8.49	39.08	74.00	-34.92	H	Peak
7512.000	31.01	8.70	39.71	74.00	-34.29	H	peak
7944.000	30.89	9.54	40.43	74.00	-33.57	H	peak
10404.000	29.23	13.23	42.46	74.00	-31.54	H	peak

Remark:

1. *Measuring frequencies from 1 GHz to the 10th harmonic of highest fundamental frequency.*
2. *Radiated emissions measured in frequency above 1000MHz were made with an instrument using peak/average detector mode.*
3. *Average test would be performed if the peak result were greater than the average limit.*
4. *Data of measurement within this frequency range shown " --- " in the table above means the reading of emissions are attenuated more than 20dB below the permissible limits or the field strength is too small to be measured.*
5. *Measurements above show only up to 6 maximum emissions noted, or would be lesser, with " N/A " remark, if no specific emissions from the EUT are recorded (ie: margin>20dB from the applicable limit) and considered that's already beyond the background noise floor.*
6. *Margin (dB) = Remark result (dBuV/m) – Average limit (dBuV/m).*

This report shall not be reproduced except in full, without the written approval of Compliance Certification Services (Shenzhen) Inc.

Test Mode: TX / IEEE 802.11n HT 40 MHz / 5795MHz /(CH High) **Tested by:** Saber Huang

Ambient temperature: 24°C **Relative humidity:** 52% RH **Date:** May 25, 2018

Frequency (MHz)	Reading (dBuV)	Correction Factor (dB/m)	Result (dBuV/m)	Limit (dBuV/m)	Margin (dB)	Antenna Pole (V/H)	Remark
6264.000	31.88	6.51	38.39	74.00	-35.61	V	peak
6852.000	31.49	7.46	38.95	74.00	-35.05	V	peak
7932.000	31.83	9.52	41.35	74.00	-32.65	V	peak
8364.000	31.63	9.45	41.08	74.00	-32.92	V	peak
9252.000	31.18	9.83	41.01	74.00	-32.99	V	peak
10068.000	30.72	12.19	42.91	74.00	-31.09	V	peak
7932.000	31.91	9.52	41.43	74.00	-32.57	H	Peak
8412.000	31.46	9.42	40.88	74.00	-33.12	H	Peak
9048.000	31.79	9.24	41.03	74.00	-32.97	H	Peak
9432.000	30.96	10.34	41.30	74.00	-32.70	H	peak
9888.000	32.13	11.66	43.79	74.00	-30.21	H	peak
10380.000	30.85	13.16	44.01	74.00	-29.99	H	peak

Remark:

1. *Measuring frequencies from 1 GHz to the 10th harmonic of highest fundamental frequency.*
2. *Radiated emissions measured in frequency above 1000MHz were made with an instrument using peak/average detector mode.*
3. *Average test would be performed if the peak result were greater than the average limit.*
4. *Data of measurement within this frequency range shown " --- " in the table above means the reading of emissions are attenuated more than 20dB below the permissible limits or the field strength is too small to be measured.*
5. *Measurements above show only up to 6 maximum emissions noted, or would be lesser, with " N/A " remark, if no specific emissions from the EUT are recorded (ie: margin>20dB from the applicable limit) and considered that's already beyond the background noise floor.*
6. *Margin (dB) = Remark result (dBuV/m) – Average limit (dBuV/m).*

This report shall not be reproduced except in full, without the written approval of Compliance Certification Services (Shenzhen) Inc.

Test Mode: TX / IEEE 802. 11ac 80 / 5210MHz /(CH Low) **Tested by:** Saber Huang

Ambient temperature: 24°C **Relative humidity:** 52% RH **Date:** May 25, 2018

Frequency (MHz)	Reading (dBuV)	Correction Factor (dB/m)	Result (dBuV/m)	Limit (dBuV/m)	Margin (dB)	Antenna Pole (V/H)	Remark
7524.000	31.67	8.72	40.39	74.00	-33.61	V	peak
8340.000	32.16	9.46	41.62	74.00	-32.38	V	peak
8976.000	31.38	9.11	40.49	74.00	-33.51	V	peak
9396.000	31.76	10.24	42.00	74.00	-32.00	V	peak
9960.000	30.27	11.86	42.13	74.00	-31.87	V	peak
11004.000	30.04	15.08	45.12	74.00	-28.88	V	peak
6792.000	32.49	7.36	39.85	74.00	-34.15	H	Peak
7296.000	31.82	8.28	40.10	74.00	-33.90	H	Peak
7728.000	32.76	9.12	41.88	74.00	-32.12	H	Peak
8172.000	31.97	9.56	41.53	74.00	-32.47	H	peak
9024.000	31.56	9.17	40.73	74.00	-33.27	H	peak
9852.000	31.04	11.55	42.59	74.00	-31.41	H	peak

Remark:

1. *Measuring frequencies from 1 GHz to the 10th harmonic of highest fundamental frequency.*
2. *Radiated emissions measured in frequency above 1000MHz were made with an instrument using peak/average detector mode.*
3. *Average test would be performed if the peak result were greater than the average limit.*
4. *Data of measurement within this frequency range shown " --- " in the table above means the reading of emissions are attenuated more than 20dB below the permissible limits or the field strength is too small to be measured.*
5. *Measurements above show only up to 6 maximum emissions noted, or would be lesser, with " N/A " remark, if no specific emissions from the EUT are recorded (ie: margin>20dB from the applicable limit) and considered that's already beyond the background noise floor.*
6. *Margin (dB) = Remark result (dBuV/m) – Average limit (dBuV/m).*

This report shall not be reproduced except in full, without the written approval of Compliance Certification Services (Shenzhen) Inc.

Test Mode: TX / IEEE 802. 11ac 80 / 5290MHz /(CH High) **Tested by:** Saber Huang

Ambient temperature: 24°C **Relative humidity:** 52% RH **Date:** May 25, 2018

Frequency (MHz)	Reading (dBuV)	Correction Factor (dB/m)	Result (dBuV/m)	Limit (dBuV/m)	Margin (dB)	Antenna Pole (V/H)	Remark
6480.000	31.93	6.86	38.79	74.00	-35.21	V	peak
7032.000	31.61	7.76	39.37	74.00	-34.63	V	peak
7356.000	31.09	8.39	39.48	74.00	-34.52	V	peak
7836.000	31.41	9.33	40.74	74.00	-33.26	V	peak
8184.000	31.85	9.55	41.40	74.00	-32.60	V	peak
10476.000	29.87	13.46	43.33	74.00	-30.67	V	peak
6612.000	31.98	7.07	39.05	74.00	-34.95	H	Peak
7212.000	31.78	8.11	39.89	74.00	-34.11	H	Peak
7740.000	31.98	9.14	41.12	74.00	-32.88	H	Peak
8184.000	31.96	9.55	41.51	74.00	-32.49	H	peak
10056.000	31.57	12.15	43.72	74.00	-30.28	H	peak
10656.000	30.53	14.01	44.54	74.00	-29.46	H	peak

Remark:

1. *Measuring frequencies from 1 GHz to the 10th harmonic of highest fundamental frequency.*
2. *Radiated emissions measured in frequency above 1000MHz were made with an instrument using peak/average detector mode.*
3. *Average test would be performed if the peak result were greater than the average limit.*
4. *Data of measurement within this frequency range shown " --- " in the table above means the reading of emissions are attenuated more than 20dB below the permissible limits or the field strength is too small to be measured.*
5. *Measurements above show only up to 6 maximum emissions noted, or would be lesser, with " N/A " remark, if no specific emissions from the EUT are recorded (ie: margin>20dB from the applicable limit) and considered that's already beyond the background noise floor.*
6. *Margin (dB) = Remark result (dBuV/m) – Average limit (dBuV/m).*

This report shall not be reproduced except in full, without the written approval of Compliance Certification Services (Shenzhen) Inc.

Test Mode: TX / IEEE 802. 11ac 80 / 5530MHz **Tested by:** Saber Huang

Ambient temperature: 24°C **Relative humidity:** 52% RH **Date:** May 25, 2018

Frequency (MHz)	Reading (dBuV)	Correction Factor (dB/m)	Result (dBuV/m)	Limit (dBuV/m)	Margin (dB)	Antenna Pole (V/H)	Remark
6516.000	31.17	6.92	38.09	74.00	-35.91	V	peak
7512.000	30.79	8.70	39.49	74.00	-34.51	V	peak
8136.000	30.79	9.58	40.37	74.00	-33.63	V	peak
8868.000	30.56	9.17	39.73	74.00	-34.27	V	peak
9912.000	30.27	11.73	42.00	74.00	-32.00	V	peak
10572.000	29.81	13.75	43.56	74.00	-30.44	V	peak
6348.000	33.87	6.64	40.51	74.00	-33.49	H	Peak
7296.000	32.70	8.28	40.98	74.00	-33.02	H	Peak
7668.000	32.42	9.00	41.42	74.00	-32.58	H	Peak
8040.000	32.11	9.63	41.74	74.00	-32.26	H	peak
9108.000	31.95	9.41	41.36	74.00	-32.64	H	peak
10680.000	31.34	14.09	45.43	74.00	-28.57	H	peak

Remark:

1. *Measuring frequencies from 1 GHz to the 10th harmonic of highest fundamental frequency.*
2. *Radiated emissions measured in frequency above 1000MHz were made with an instrument using peak/average detector mode.*
3. *Average test would be performed if the peak result were greater than the average limit.*
4. *Data of measurement within this frequency range shown " --- " in the table above means the reading of emissions are attenuated more than 20dB below the permissible limits or the field strength is too small to be measured.*
5. *Measurements above show only up to 6 maximum emissions noted, or would be lesser, with " N/A " remark, if no specific emissions from the EUT are recorded (ie: margin>20dB from the applicable limit) and considered that's already beyond the background noise floor.*
6. *Margin (dB) = Remark result (dBuV/m) – Average limit (dBuV/m).*

This report shall not be reproduced except in full, without the written approval of Compliance Certification Services (Shenzhen) Inc.

Test Mode: TX / IEEE 802.11ac 80 / 5775MHz **Tested by:** Saber Huang

Ambient temperature: 24°C **Relative humidity:** 52% RH **Date:** May 25, 2018

Frequency (MHz)	Reading (dBuV)	Correction Factor (dB/m)	Result (dBuV/m)	Limit (dBuV/m)	Margin (dB)	Antenna Pole (V/H)	Remark
6372.000	31.74	6.68	38.42	74.00	-35.58	V	peak
6624.000	31.54	7.09	38.63	74.00	-35.37	V	peak
7308.000	32.12	8.30	40.42	74.00	-33.58	V	peak
7932.000	32.05	9.52	41.57	74.00	-32.43	V	peak
9036.000	32.26	9.20	41.46	74.00	-32.54	V	peak
9480.000	31.24	10.48	41.72	74.00	-32.28	V	peak
6756.000	30.95	7.30	38.25	74.00	-35.75	H	Peak
7404.000	31.11	8.49	39.60	74.00	-34.40	H	Peak
7704.000	31.23	9.07	40.30	74.00	-33.70	H	Peak
8268.000	30.40	9.50	39.90	74.00	-34.10	H	peak
8844.000	29.94	9.19	39.13	74.00	-34.87	H	peak
10200.000	29.82	12.60	42.42	74.00	-31.58	H	peak

Remark:

1. *Measuring frequencies from 1 GHz to the 10th harmonic of highest fundamental frequency.*
2. *Radiated emissions measured in frequency above 1000MHz were made with an instrument using peak/average detector mode.*
3. *Average test would be performed if the peak result were greater than the average limit.*
4. *Data of measurement within this frequency range shown " --- " in the table above means the reading of emissions are attenuated more than 20dB below the permissible limits or the field strength is too small to be measured.*
5. *Measurements above show only up to 6 maximum emissions noted, or would be lesser, with " N/A " remark, if no specific emissions from the EUT are recorded (ie: margin>20dB from the applicable limit) and considered that's already beyond the background noise floor.*
6. *Margin (dB) = Remark result (dBuV/m) – Average limit (dBuV/m).*

This report shall not be reproduced except in full, without the written approval of Compliance Certification Services (Shenzhen) Inc.

6.8 CONDUCTED UNDESIRABLE EMISSION

6.8.1 LIMIT

According to 15.407(b),

(1) For transmitters operating in the 5.15-5.25 GHz band: all emissions outside of the 5.15-5.35 GHz band shall not exceed an EIRP of -27 dBm/MHz.

(2) All emissions shall be limited to a level of −27 dBm/MHz at 75 MHz or more above or below the band edge increasing linearly to 10 dBm/MHz at 25 MHz above or below the band edge, and from 25 MHz above or below the band edge increasing linearly to a level of 15.6 dBm/MHz at 5 MHz above or below the band edge, and from 5 MHz above or below the band edge increasing linearly to a level of 27 dBm/MHz at the band edge.

(3) The provisions of §15.205 apply to intentional radiators operating under this section.

6.8.2 MEASUREMENT EQUIPMENT USED

Name of Equipment	Manufacturer	Model	Serial Number	Last Calibration	Due Calibration
Spectrum Analyzer	Agilent	N9010A	MY52221469	01/27/2018	01/26/2019

Remark: *Each piece of equipment is scheduled for calibration once a year.*

6.8.3 TEST CONFIGURATION

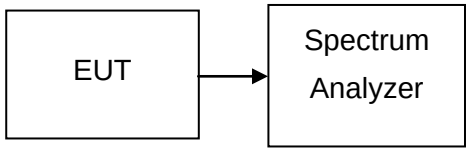

This report shall not be reproduced except in full, without the written approval of Compliance Certification Services (Shenzhen) Inc.

6.8.4 TEST PROCEDURE

Conducted RF measurements of the transmitter output were made to confirm that the EUT antenna port conducted emissions meet the specified limit and to identify any spurious signals that require further investigation or measurements on the radiated emissions site.

The transmitter output is connected to the spectrum analyzer. The resolution bandwidth is set to 1MHz. The video bandwidth is set to 3MHz. Peak detection measurements are compared to the average EIRP limit, adjusted for the maximum antenna gain. If necessary, additional average detection measurements are made.

Measurements are made over the 30 MHz to 40 GHz range with the transmitter set to the lowest, middle, and highest channels.

This report shall not be reproduced except in full, without the written approval of Compliance Certification Services (Shenzhen) Inc.

6.8.5 TEST RESULTS

No non-compliance noted

Test Plot

IEEE 802.11a mode / 5500 ~ 5700MHz

CH Low

Detector mode: Peak **Polarity: Vertical**

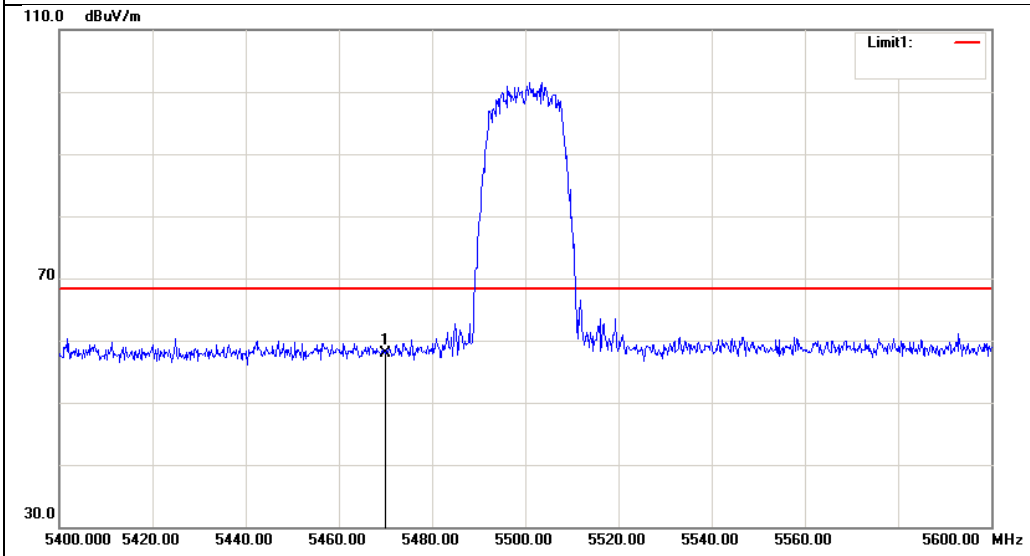

Detector mode: Peak **Polarity: Horizontal**

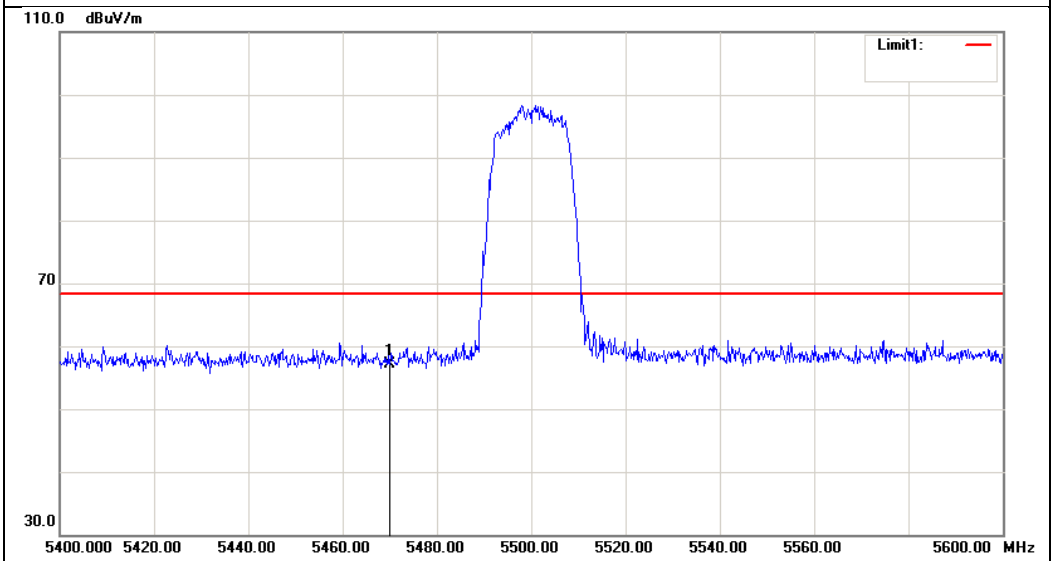

No.	Frequency (MHz)	Reading (dBuV)	Factor (dB/m)	Result (dBuV/m)	Limit (dBuV/m)	Margin (dB)	Remark	Antenna Polar
1	5470.000	52.00	5.82	57.82	68.20	-10.38	Peak	Vertical
2	5470.000	51.32	5.82	57.14	68.20	-11.06	Peak	Horizontal

This report shall not be reproduced except in full, without the written approval of Compliance Certification Services (Shenzhen) Inc.

IEEE 802.11a mode / 5500 ~ 5700MHz

CH High

Detector mode: Peak **Polarity: Vertical**

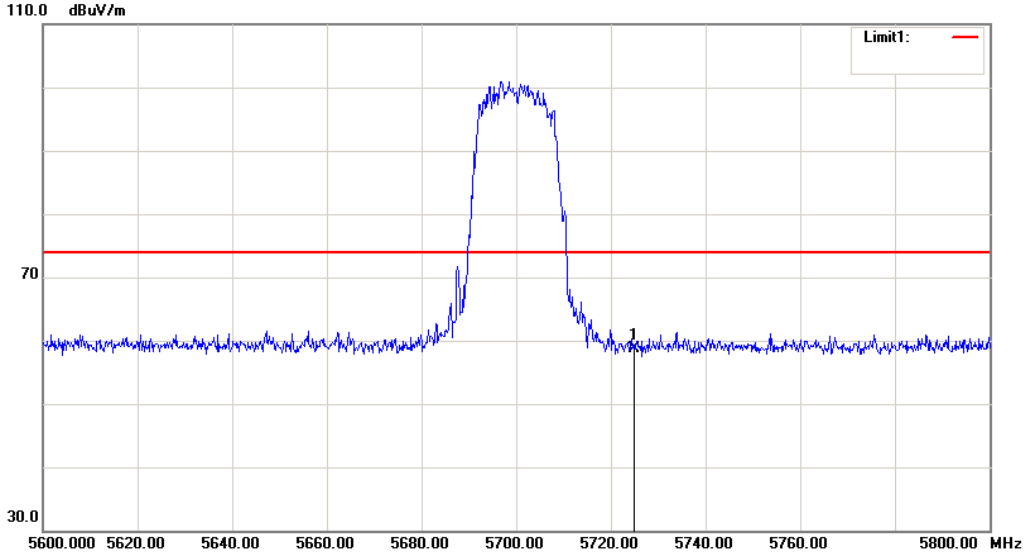

Detector mode: Peak **Polarity: Horizontal**

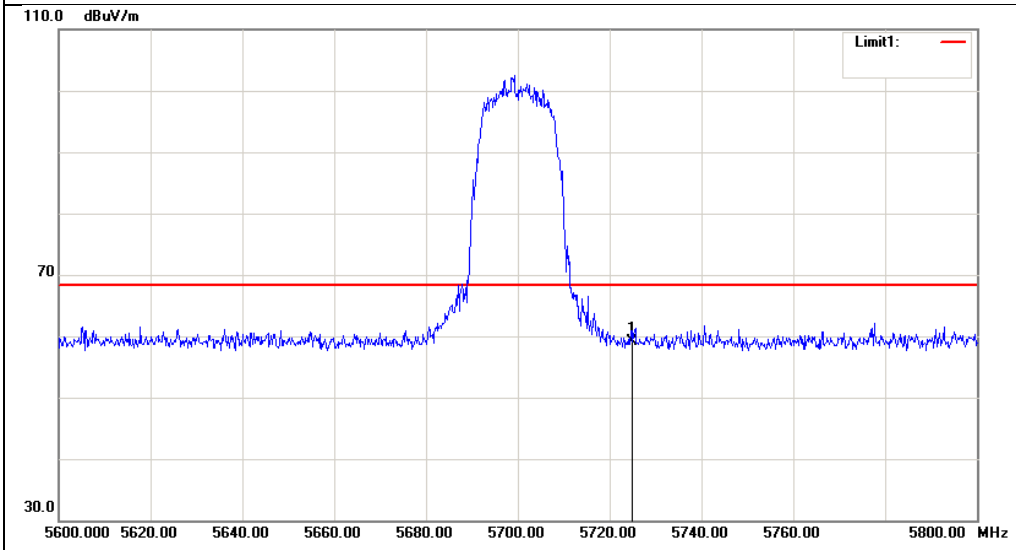

No.	Frequency (MHz)	Reading (dBuV)	Factor (dB/m)	Result (dBuV/m)	Limit (dBuV/m)	Margin (dB)	Remark	Antenna Polar
1	5725.000	52.71	5.96	58.67	74.00	-15.33	Peak	Vertical
2	5725.000	53.21	5.96	59.17	68.20	-9.03	Peak	Horizontal

This report shall not be reproduced except in full, without the written approval of Compliance Certification Services (Shenzhen) Inc.

IEEE 802.11a mode / 5745 ~ 5825MHz

CH Low

Detector mode: Peak **Polarity: Vertical**

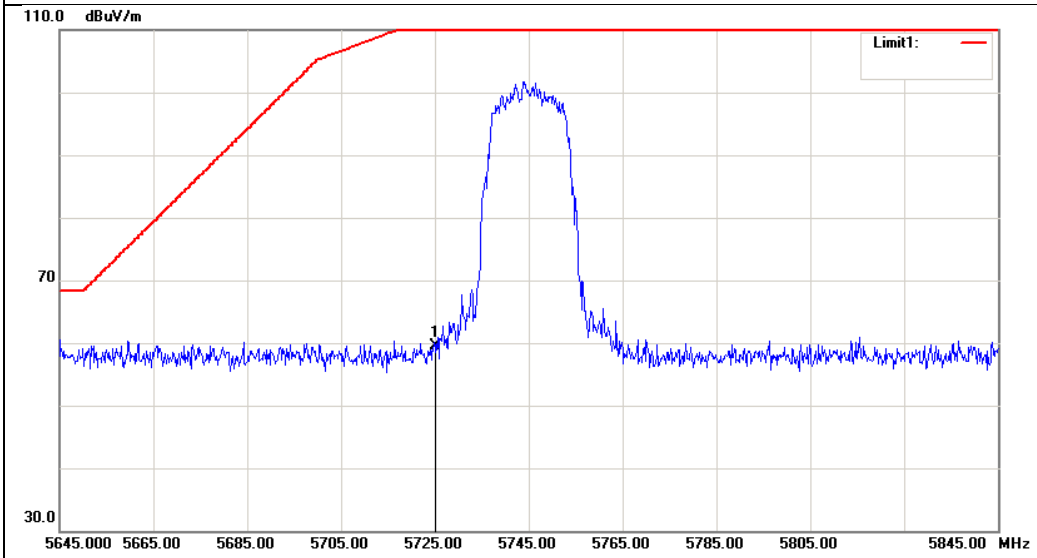

Detector mode: Peak **Polarity: Horizontal**

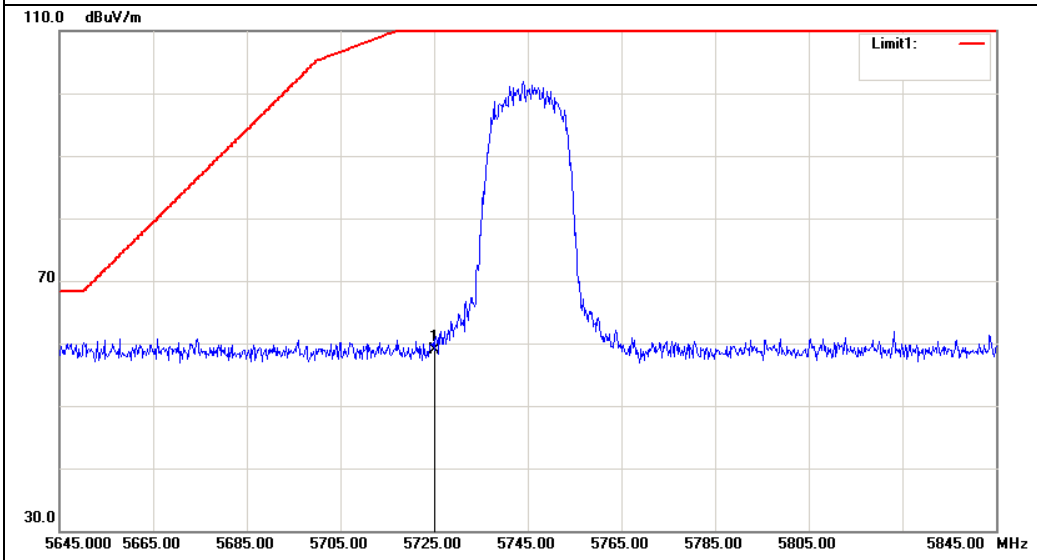

No.	Frequency (MHz)	Reading (dBuV)	Factor (dB/m)	Result (dBuV/m)	Limit (dBuV/m)	Margin (dB)	Remark	Antenna Polar
1	5725.000	53.60	5.96	59.56	122.20	-62.64	Peak	Vertical
2	5725.000	52.97	5.96	58.93	122.20	-63.27	Peak	Horizontal

This report shall not be reproduced except in full, without the written approval of Compliance Certification Services (Shenzhen) Inc.

IEEE 802.11a mode / 5745 ~ 5825MHz

CH High

Detector mode: Peak **Polarity: Vertical**

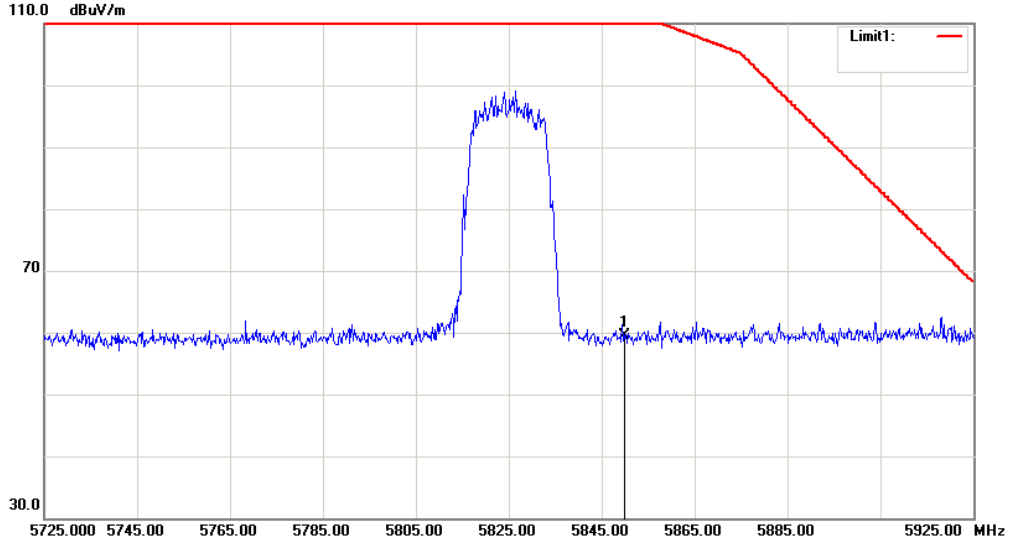

Detector mode: Peak **Polarity: Horizontal**

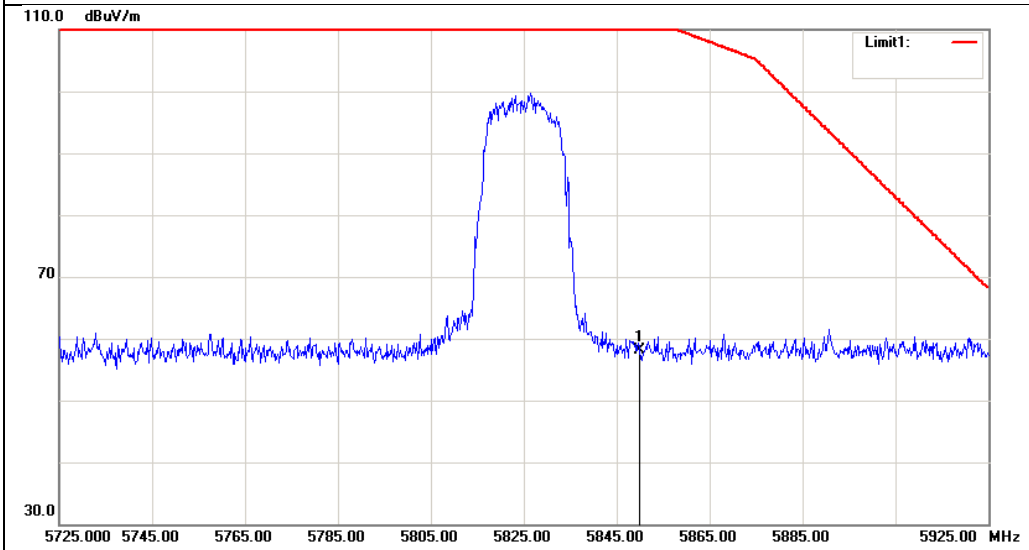

No.	Frequency (MHz)	Reading (dBuV)	Factor (dB/m)	Result (dBuV/m)	Limit (dBuV/m)	Margin (dB)	Remark	Antenna Polar
1	5850.000	53.40	6.02	59.42	122.20	-62.78	Peak	Vertical
2	5850.000	52.17	6.02	58.19	122.20	-64.01	Peak	Horizontal

This report shall not be reproduced except in full, without the written approval of Compliance Certification Services (Shenzhen) Inc.

IEEE 802.11n HT 20 MHz mode / 5500 ~ 5700MHz

CH Low

Detector mode: Peak **Polarity: Vertical**

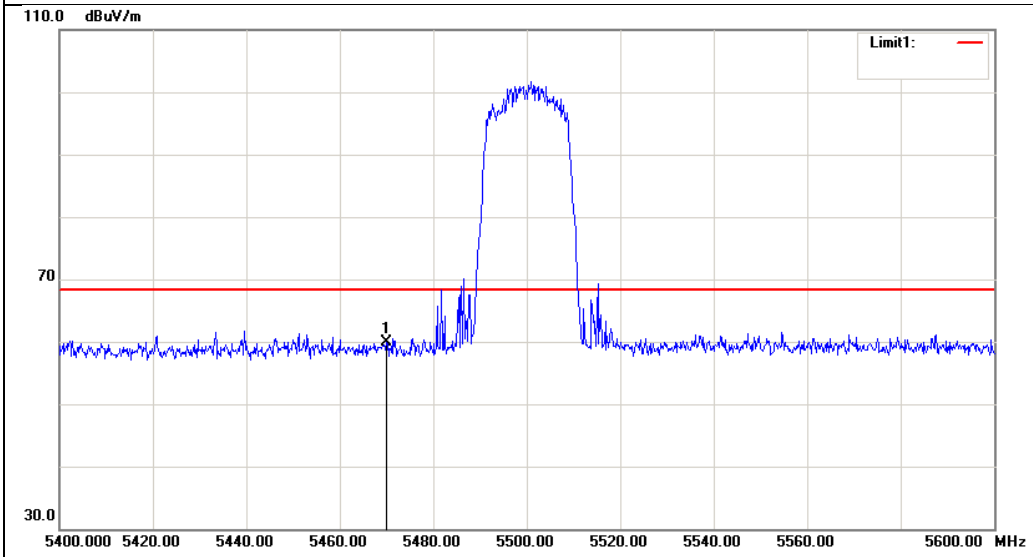

Detector mode: Peak **Polarity: Horizontal**

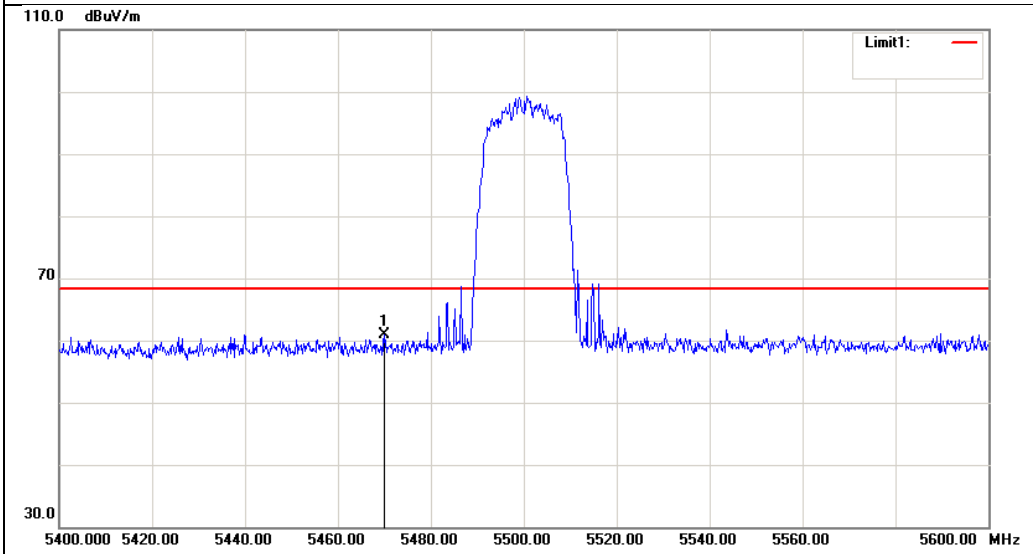

No.	Frequency (MHz)	Reading (dBuV)	Factor (dB/m)	Result (dBuV/m)	Limit (dBuV/m)	Margin (dB)	Remark	Antenna Polar
1	5470.000	54.02	5.82	59.84	68.20	-8.36	Peak	Vertical
2	5470.000	55.18	5.82	61.00	68.20	-7.20	Peak	Horizontal

This report shall not be reproduced except in full, without the written approval of Compliance Certification Services (Shenzhen) Inc.

IEEE 802.11n HT 20 MHz mode / 5500 ~ 5700MHz

CH High

Detector mode: Peak **Polarity: Vertical**

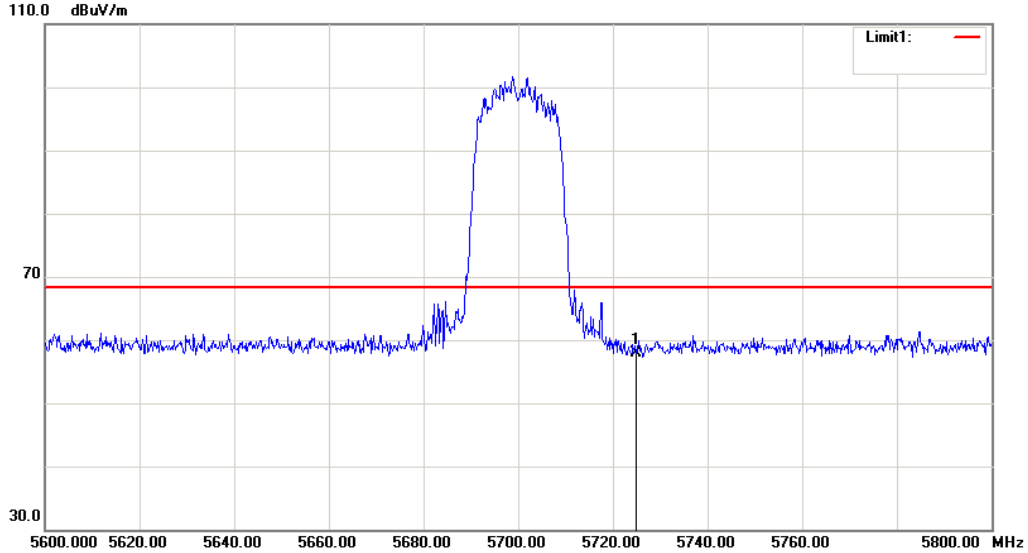

Detector mode: Peak **Polarity: Horizontal**

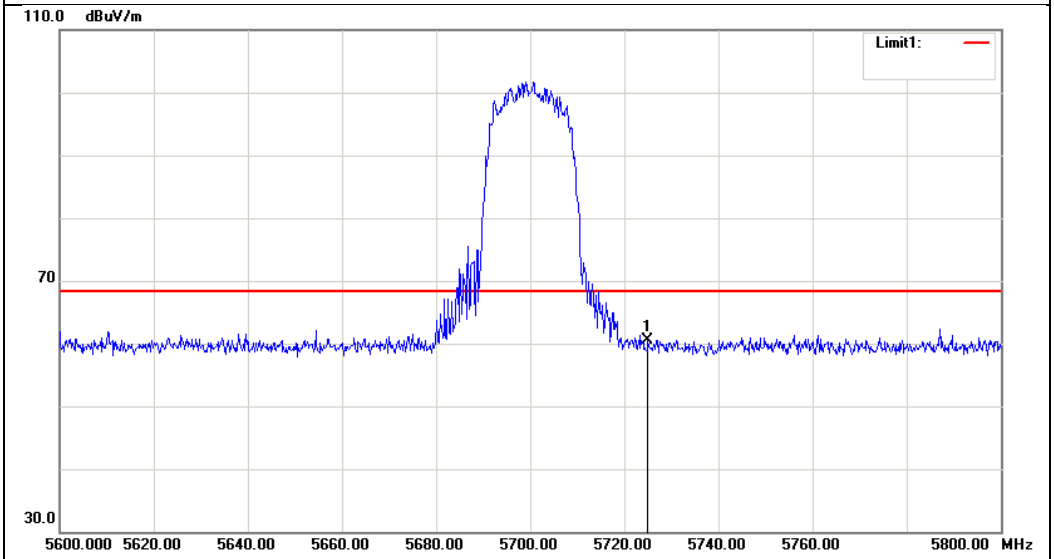

No.	Frequency (MHz)	Reading (dBuV)	Factor (dB/m)	Result (dBuV/m)	Limit (dBuV/m)	Margin (dB)	Remark	Antenna Polar
1	5725.000	52.01	5.96	57.97	68.20	-10.23	Peak	Vertical
2	5725.000	54.52	5.96	60.48	68.20	-7.72	Peak	Horizontal

This report shall not be reproduced except in full, without the written approval of Compliance Certification Services (Shenzhen) Inc.

IEEE 802.11n HT 20 MHz mode / 5745 ~ 5825MHz

CH Low

Detector mode: Peak **Polarity: Vertical**

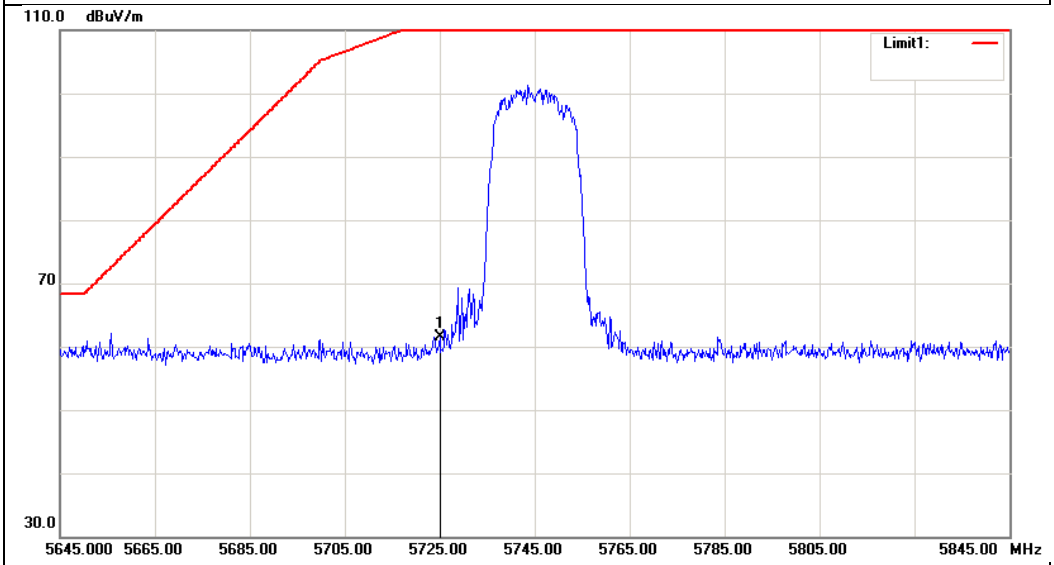

Detector mode: Peak **Polarity: Horizontal**

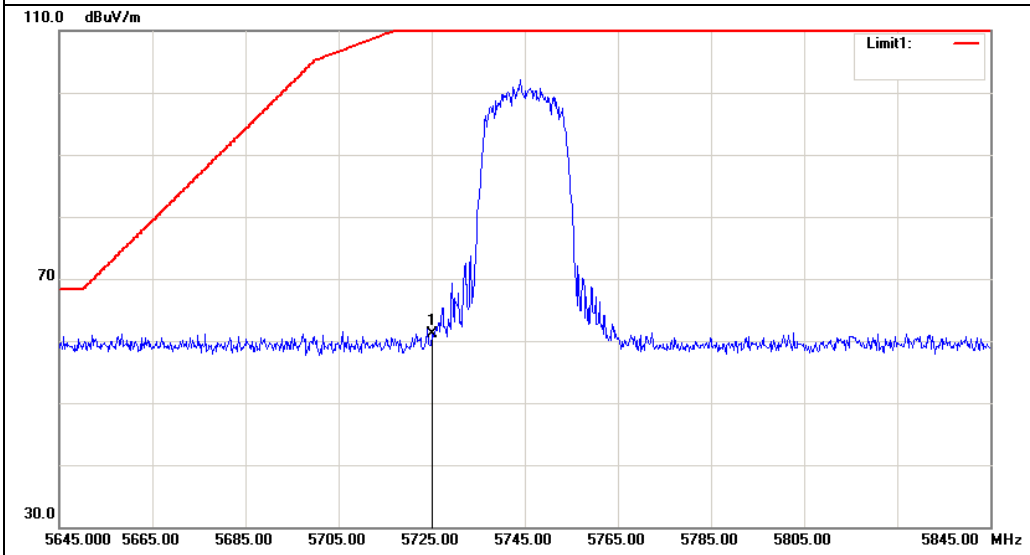

No.	Frequency (MHz)	Reading (dBuV)	Factor (dB/m)	Result (dBuV/m)	Limit (dBuV/m)	Margin (dB)	Remark	Antenna Polar
1	5725.000	55.56	5.96	61.52	122.20	-60.68	Peak	Vertical
2	5725.000	55.09	5.96	61.05	122.20	-61.15	Peak	Horizontal

This report shall not be reproduced except in full, without the written approval of Compliance Certification Services (Shenzhen) Inc.

IEEE 802.11n HT 20 MHz mode / 5745 ~ 5825MHz

CH High

Detector mode: Peak **Polarity: Vertical**

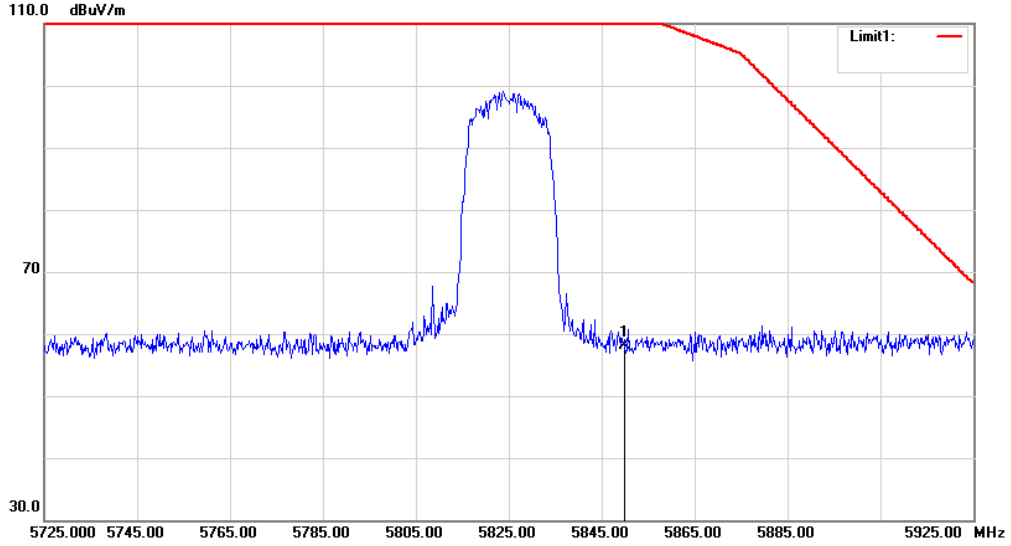

Detector mode: Peak **Polarity: Horizontal**

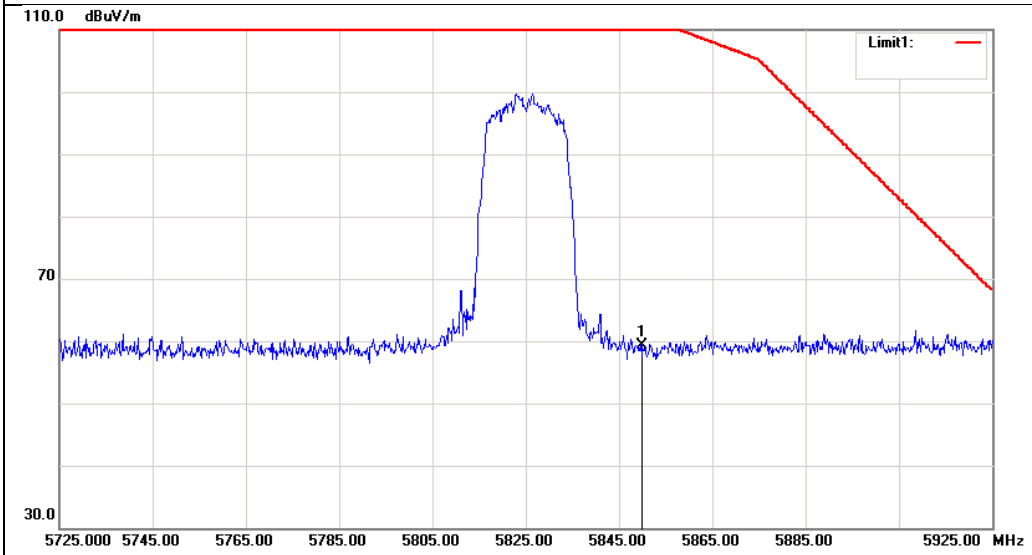

No.	Frequency (MHz)	Reading (dBuV)	Factor (dB/m)	Result (dBuV/m)	Limit (dBuV/m)	Margin (dB)	Remark	Antenna Polar
1	5850.000	52.03	6.02	58.05	122.20	-64.15	Peak	Vertical
2	5850.000	53.30	6.02	59.32	122.20	-62.88	Peak	Horizontal

This report shall not be reproduced except in full, without the written approval of Compliance Certification Services (Shenzhen) Inc.

IEEE 802.11n HT 40 MHz mode / 5510 ~ 5670MHz

CH Low

Detector mode: Peak **Polarity: Vertical**

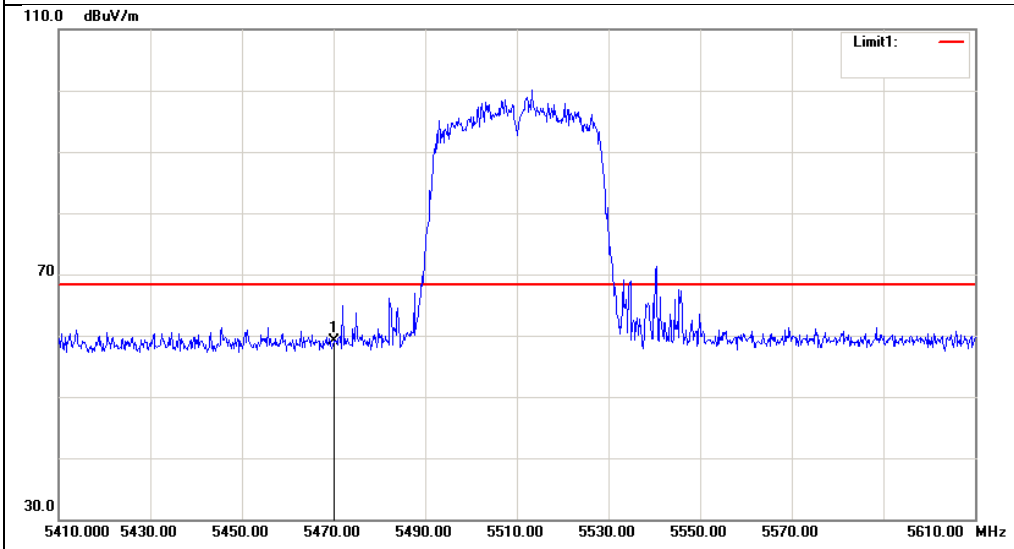

Detector mode: Peak **Polarity: Horizontal**

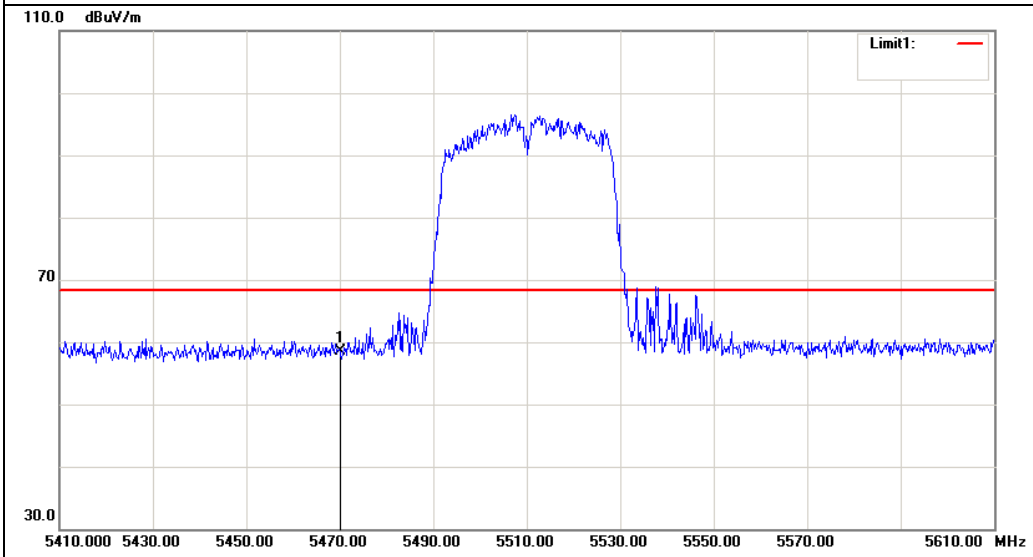

No.	Frequency (MHz)	Reading (dBuV)	Factor (dB/m)	Result (dBuV/m)	Limit (dBuV/m)	Margin (dB)	Remark	Antenna Polar
1	5470.000	53.30	5.82	59.12	68.20	-9.08	Peak	Vertical
2	5470.000	52.77	5.82	58.59	68.20	-9.61	Peak	Horizontal

This report shall not be reproduced except in full, without the written approval of Compliance Certification Services (Shenzhen) Inc.

IEEE 802.11n HT 40 MHz mode / 5510 ~ 5670MHz

CH High

Detector mode: Peak **Polarity: Vertical**

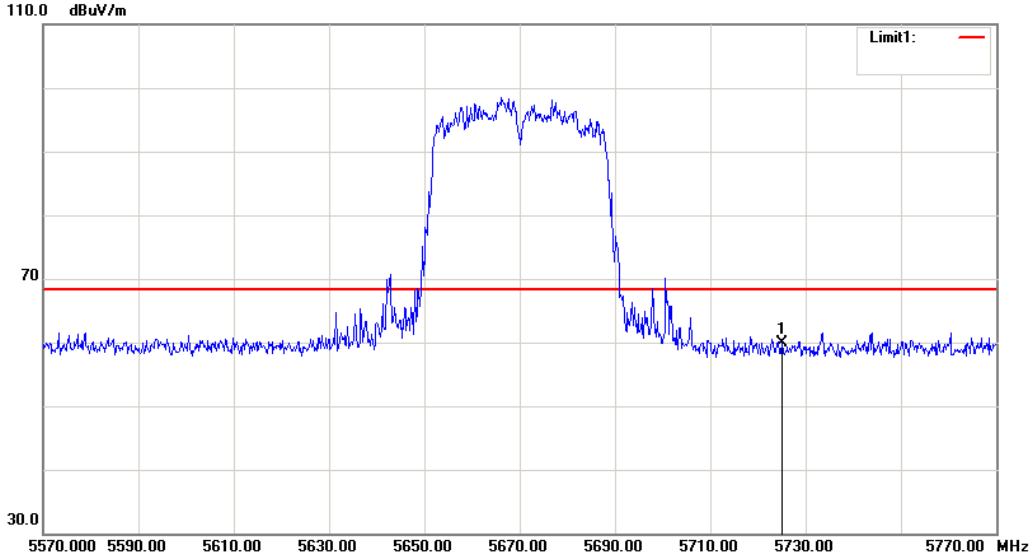

Detector mode: Peak **Polarity: Horizontal**

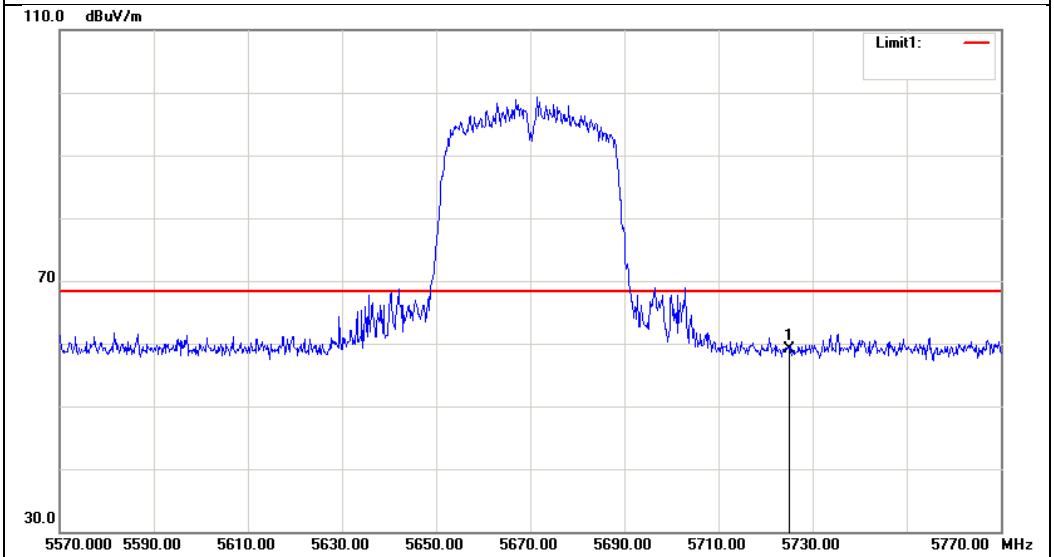

No.	Frequency (MHz)	Reading (dBuV)	Factor (dB/m)	Result (dBuV/m)	Limit (dBuV/m)	Margin (dB)	Remark	Antenna Polar
1	5725.000	53.94	5.96	59.90	68.20	-8.30	Peak	Vertical
2	5725.000	53.07	5.96	59.03	68.20	-9.17	Peak	Horizontal

This report shall not be reproduced except in full, without the written approval of Compliance Certification Services (Shenzhen) Inc.

IEEE 802.11n HT 40 MHz mode / 5755 ~ 5795MHz

CH Low

Detector mode: Peak **Polarity: Vertical**

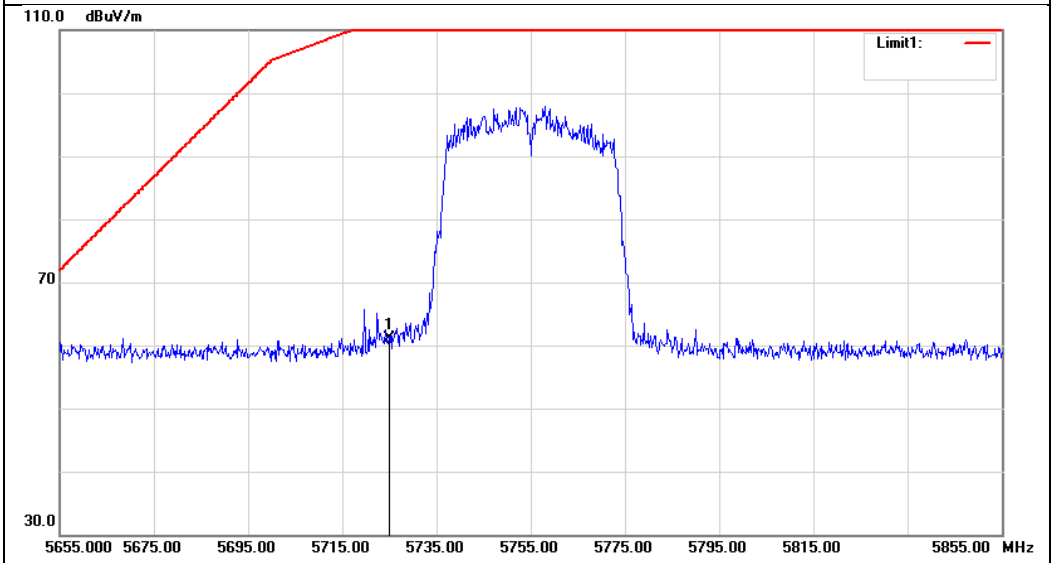

Detector mode: Peak **Polarity: Horizontal**

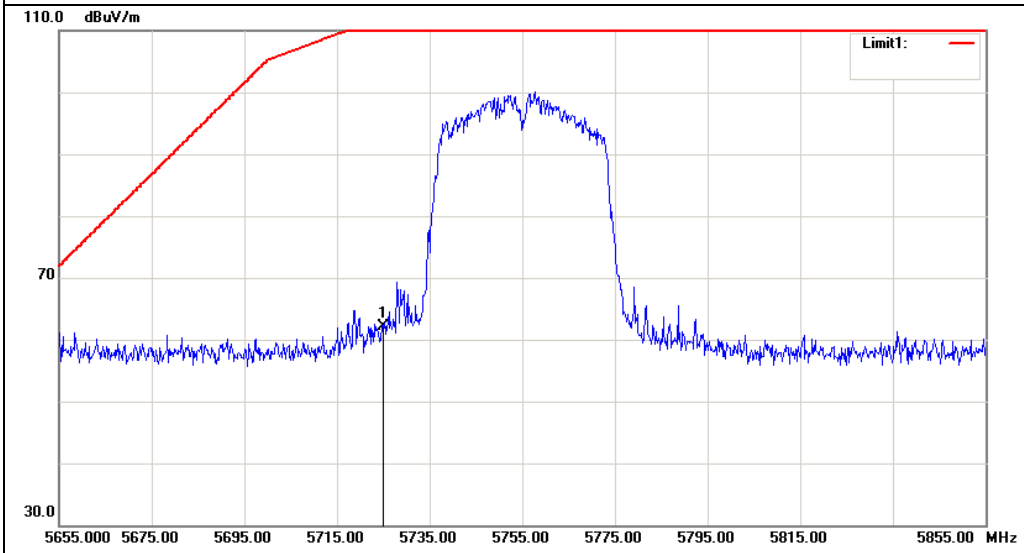

No.	Frequency (MHz)	Reading (dBuV)	Factor (dB/m)	Result (dBuV/m)	Limit (dBuV/m)	Margin (dB)	Remark	Antenna Polar
1	5725.000	55.09	5.96	61.05	122.20	-61.15	Peak	Vertical
2	5725.000	56.13	5.96	62.09	122.20	-60.11	Peak	Horizontal

This report shall not be reproduced except in full, without the written approval of Compliance Certification Services (Shenzhen) Inc.

IEEE 802.11n HT 40 MHz mode / 5755 ~ 5795MHz

CH High

Detector mode: Peak **Polarity: Vertical**

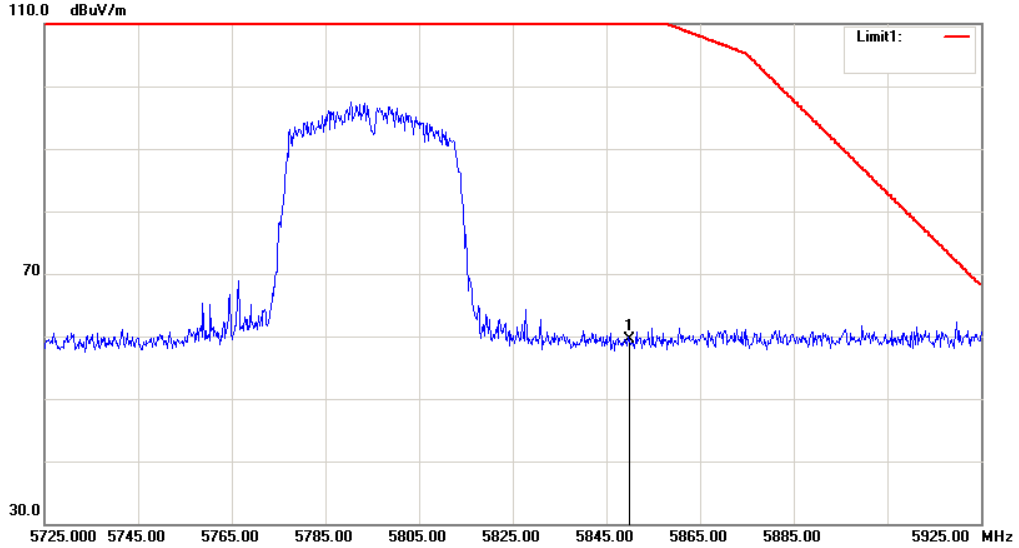

Detector mode: Peak **Polarity: Horizontal**

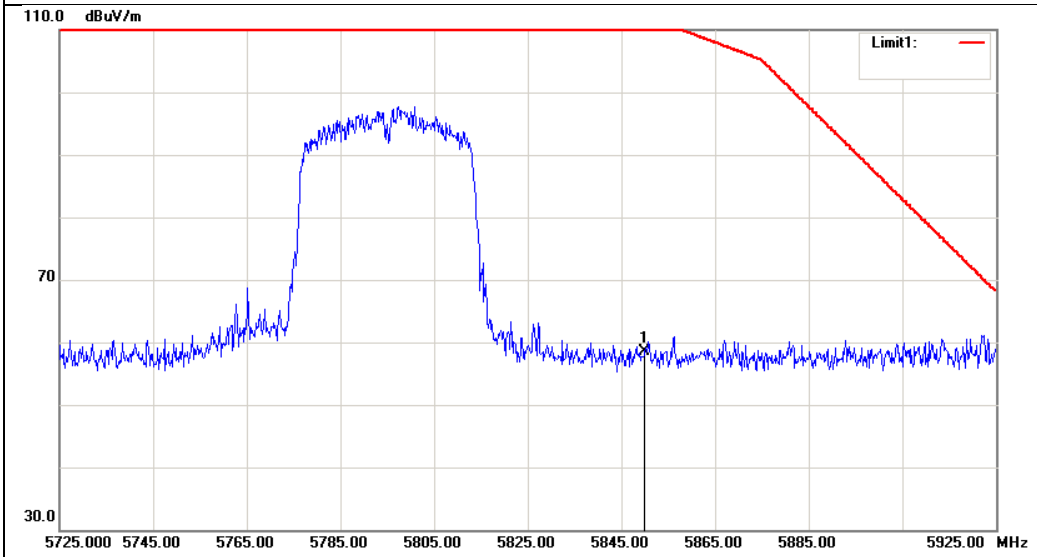

No.	Frequency (MHz)	Reading (dBuV)	Factor (dB/m)	Result (dBuV/m)	Limit (dBuV/m)	Margin (dB)	Remark	Antenna Polar
1	5850.000	52.49	6.02	58.51	122.20	-63.69	Peak	Vertical
2	5850.000	52.49	6.02	58.51	122.20	-63.69	Peak	Horizontal

This report shall not be reproduced except in full, without the written approval of Compliance Certification Services (Shenzhen) Inc.

IEEE 802.11ac 80 mode / 5530MHz

Detector mode: Peak **Polarity: Vertical**

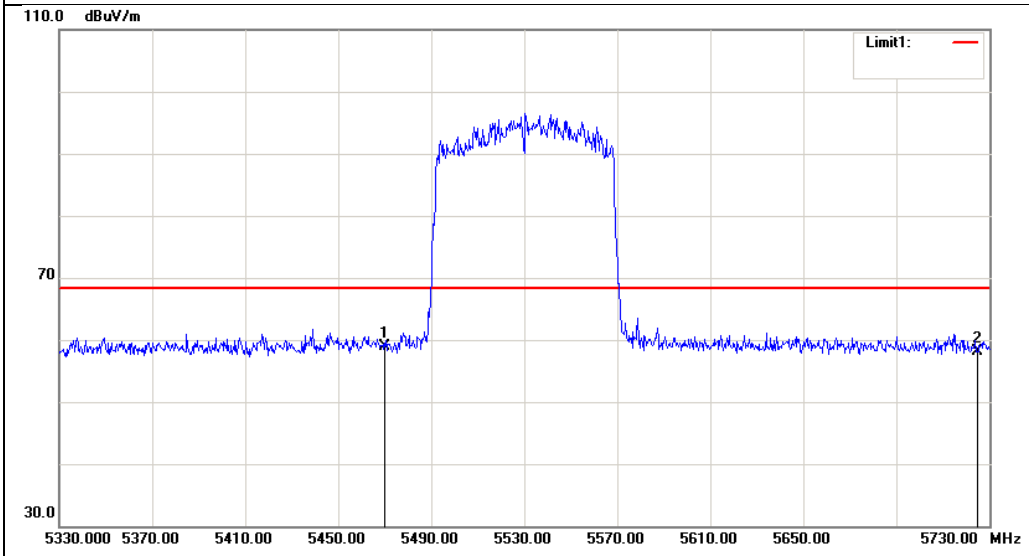

Detector mode: Peak **Polarity: Horizontal**

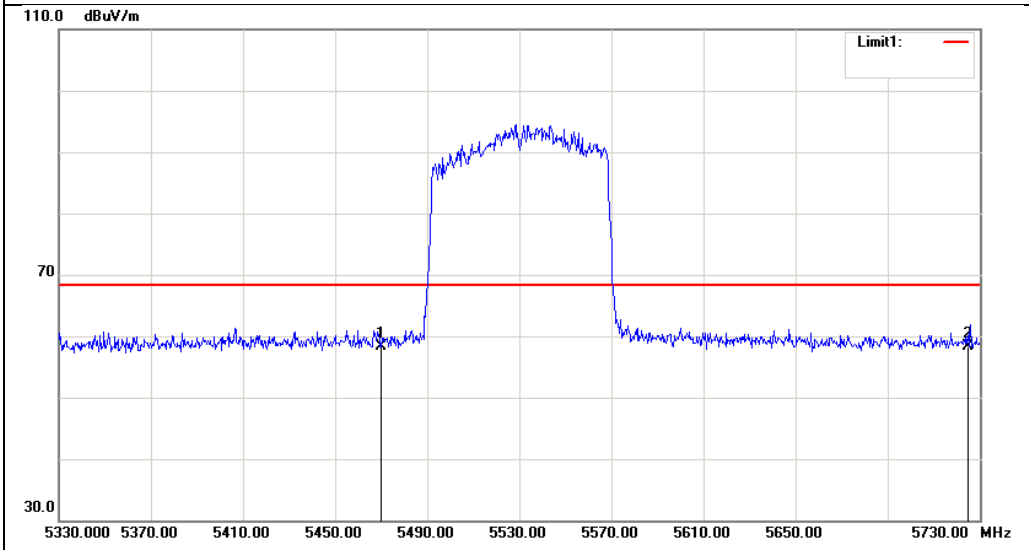

No.	Frequency (MHz)	Reading (dBuV)	Factor (dB/m)	Result (dBuV/m)	Limit (dBuV/m)	Margin (dB)	Remark	Antenna Polar
1	5470.000	53.18	5.82	59.00	68.20	-9.20	Peak	Vertical
2	5725.000	52.22	5.96	58.18	68.20	-10.02	Peak	Vertical
1	5470.000	52.51	5.82	58.33	68.20	-9.87	Peak	Horizontal
2	5725.000	52.30	5.96	58.26	68.20	-9.94	Peak	Horizontal

This report shall not be reproduced except in full, without the written approval of Compliance Certification Services (Shenzhen) Inc.

IEEE 802.11ac 80 mode / 5775MHz

Detector mode: Peak **Polarity: Vertical**

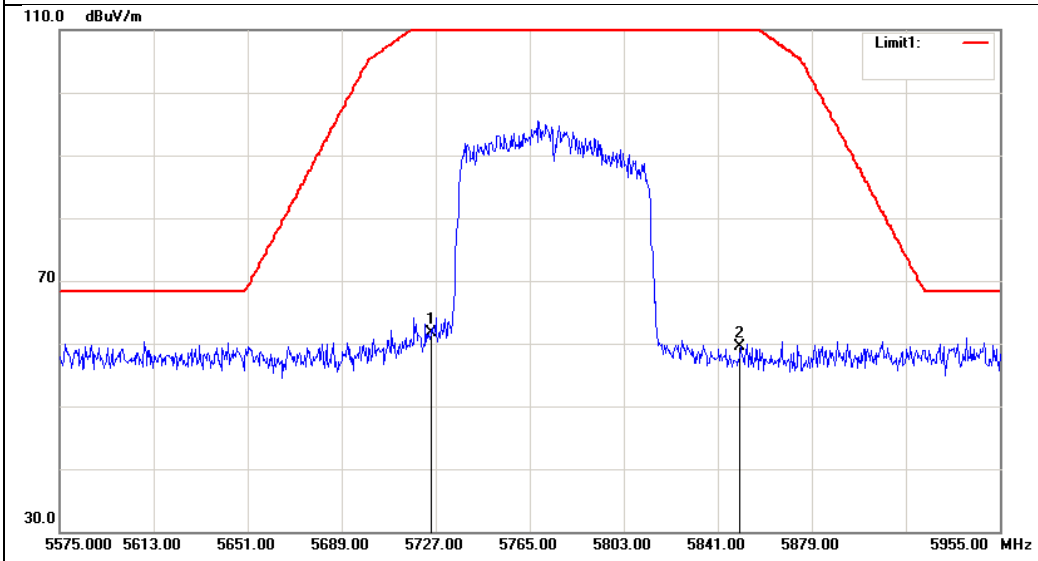

Detector mode: Peak **Polarity: Horizontal**

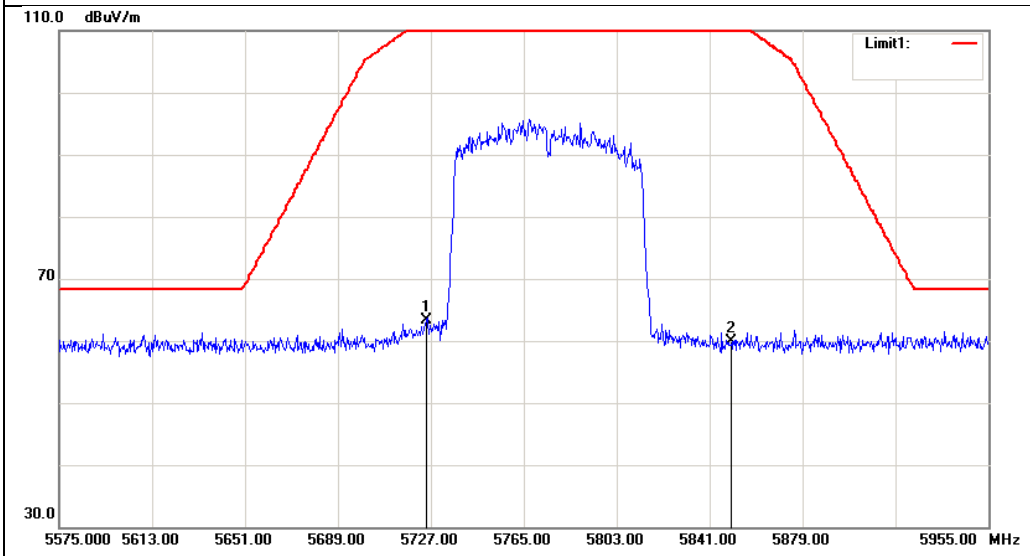

No.	Frequency (MHz)	Reading (dBuV)	Factor (dB/m)	Result (dBuV/m)	Limit (dBuV/m)	Margin (dB)	Remark	Antenna Polar
1	5725.000	55.80	5.96	61.76	122.20	-60.44	Peak	Vertical
2	5850.000	53.45	6.02	59.47	122.20	-62.73	Peak	Vertical
1	5725.000	57.35	5.96	63.31	122.20	-58.89	Peak	Horizontal
2	5850.000	53.97	6.02	59.99	122.20	-62.21	Peak	Horizontal

This report shall not be reproduced except in full, without the written approval of Compliance Certification Services (Shenzhen) Inc.

6.9 POWERLINE CONDUCTED EMISSIONS

6.9.1 LIMIT

According to §15.207(a), except as shown in paragraphs (b) and (c) of this section, for an intentional radiator that is designed to be connected to the public utility (AC) power line, the radio frequency voltage that is conducted back onto the AC power line on any frequency or frequencies within the band 150 kHz to 30 MHz shall not exceed the limits in the following table, as measured using a 50 µH/50 ohms line impedance stabilization network (LISN). Compliance with the provisions of this paragraph shall be based on the measurement of the radio frequency voltage between each power line and ground at the power terminal. The lower limit applies at the boundary between the frequency ranges.

Frequency Range (MHz)	Limits (dBµV)	
	Quasi-peak	Average
0.15 to 0.50	66 to 56*	56 to 46*
0.50 to 5	56	46
5 to 30	60	50

** Decreases with the logarithm of the frequency.*

6.9.2 TEST INSTRUMENTS

Conducted Emission Test Site					
Name of Equipment	Manufacturer	Model Number	Serial Number	Last Calibration	Due Calibration
EMI TEST RECEIVER	ROHDE&SCHWARZ	ESCI	100783	01/27/2018	01/26/2019
LISN(EUT)	ROHDE&SCHWARZ	ENV216	101543-WX	01/27/2018	01/26/2019
LISN	EMCO	3825/2	8901-1459	01/27/2018	01/26/2019
Temp. / Humidity Meter	VICTOR	HTC-1	N/A	01/29/2018	01/28/2019
Test S/W	FARAD	EZ-EMC/ CCS-3A1-CE			

NOTE: 1. The calibration interval of the above test instruments is 12 months and the calibrations are traceable to NML/ROC and NIST/USA.

2. N.C.R = No Calibration Request.

This report shall not be reproduced except in full, without the written approval of Compliance Certification Services (Shenzhen) Inc.

6.9.3 TEST CONFIGURATION

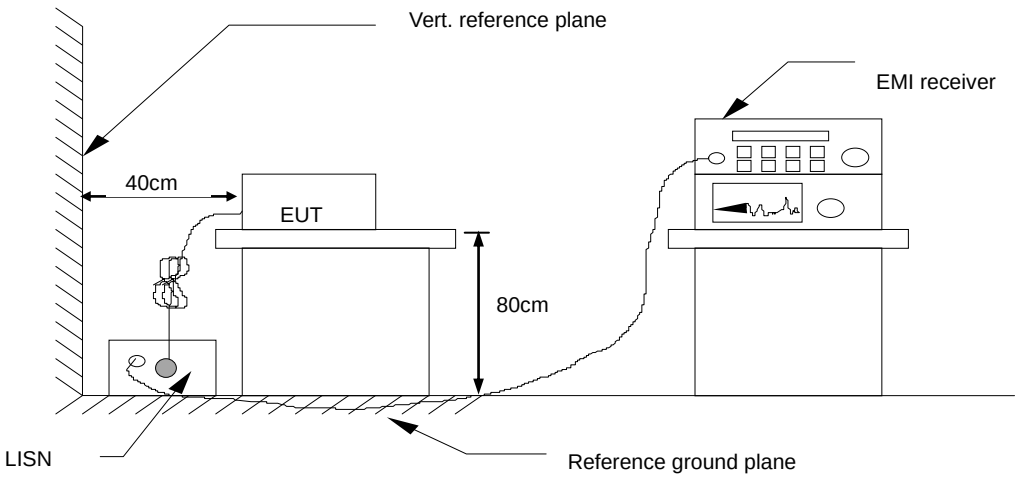

6.9.4 TEST PROCEDURE

1. The EUT was placed on a table, which is 0.8m above ground plane.
2. Maximum procedure was performed on the six highest emissions to ensure EUT compliance.
3. Repeat above procedures until all frequency measured were complete.

6.9.5 DATA SAMPLE

Frequency (MHz)	QuasiPeak Reading (dBuV)	Average Reading (dBuV)	Correction Factor (dB)	QuasiPeak Result (dBuV)	Average Result (dBuV)	QuasiPeak Limit (dBuV)	Average Limit (dBuV)	QuasiPeak Margin (dB)	Average Margin (dB)	Remark (Pass/Fail)
X.XXXX	32.69	25.65	11.52	44.21	37.17	65.78	55.79	-21.57	-18.62	Pass

Factor = Insertion loss of LISN + Cable Loss
Result = Quasi-peak Reading/ Average Reading + Factor
Limit = Limit stated in standard
Margin = Result (dBuV) – Limit (dBuV)

This report shall not be reproduced except in full, without the written approval of Compliance Certification Services (Shenzhen) Inc.

6.9.6 TEST RESULTS

Model No.	A8003	**RBW,VBW**	9 kHz
Environmental Conditions	22°C, 45% RH	**Test Mode**	Mode 4
Tested by	Eason Nie	**Line**	L1
Test Date	May 30, 2018	**Test Voltage**	AC 120V/60Hz

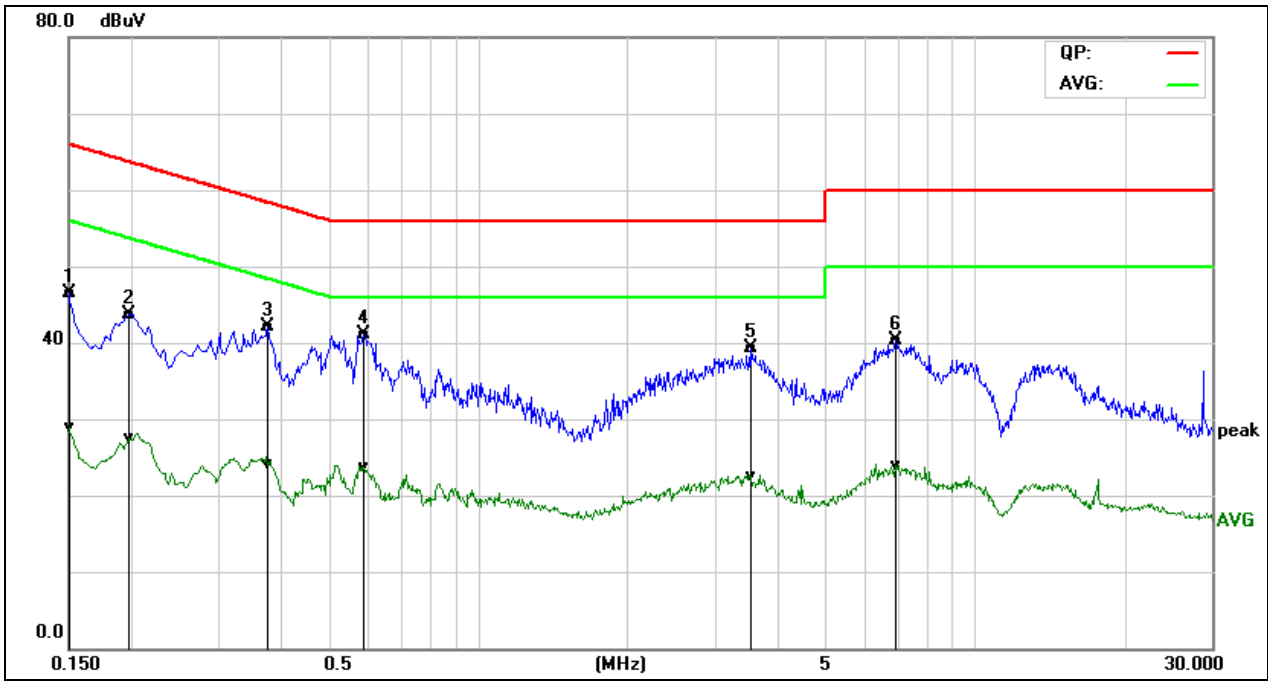

Frequency (MHz)	QuasiPeak Reading (dBuV)	Average Reading (dBuV)	Correction Factor (dB)	QuasiPeak Result (dBuV)	Average Result (dBuV)	QuasiPeak Limit (dBuV)	Average Limit (dBuV)	QuasiPeak Margin (dB)	Average Margin (dB)	Remark (Pass/Fail)
0.1500	26.80	9.38	19.62	46.42	29.00	65.99	56.00	-19.57	-27.00	Pass
0.1980	23.98	7.85	19.64	43.62	27.49	63.69	53.69	-20.07	-26.20	Pass
0.3780	22.53	4.60	19.57	42.10	24.17	58.32	48.32	-16.22	-24.15	Pass
0.5899	21.51	4.14	19.57	41.08	23.71	56.00	46.00	-14.92	-22.29	Pass
3.5380	19.61	2.75	19.73	39.34	22.48	56.00	46.00	-16.66	-23.52	Pass
6.9420	20.55	4.01	19.83	40.38	23.84	60.00	50.00	-19.62	-26.16	Pass

REMARKS: *L1 = Line One (Live Line)*

This report shall not be reproduced except in full, without the written approval of Compliance Certification Services (Shenzhen) Inc.

Model No.	A8003	**RBW,VBW**	9 kHz
Environmental Conditions	22°C, 45% RH	**Test Mode**	Mode 4
Tested by	Eason Nie	**Line**	L2
Test Date	May 30, 2018	**Test Voltage**	AC 120V/60Hz

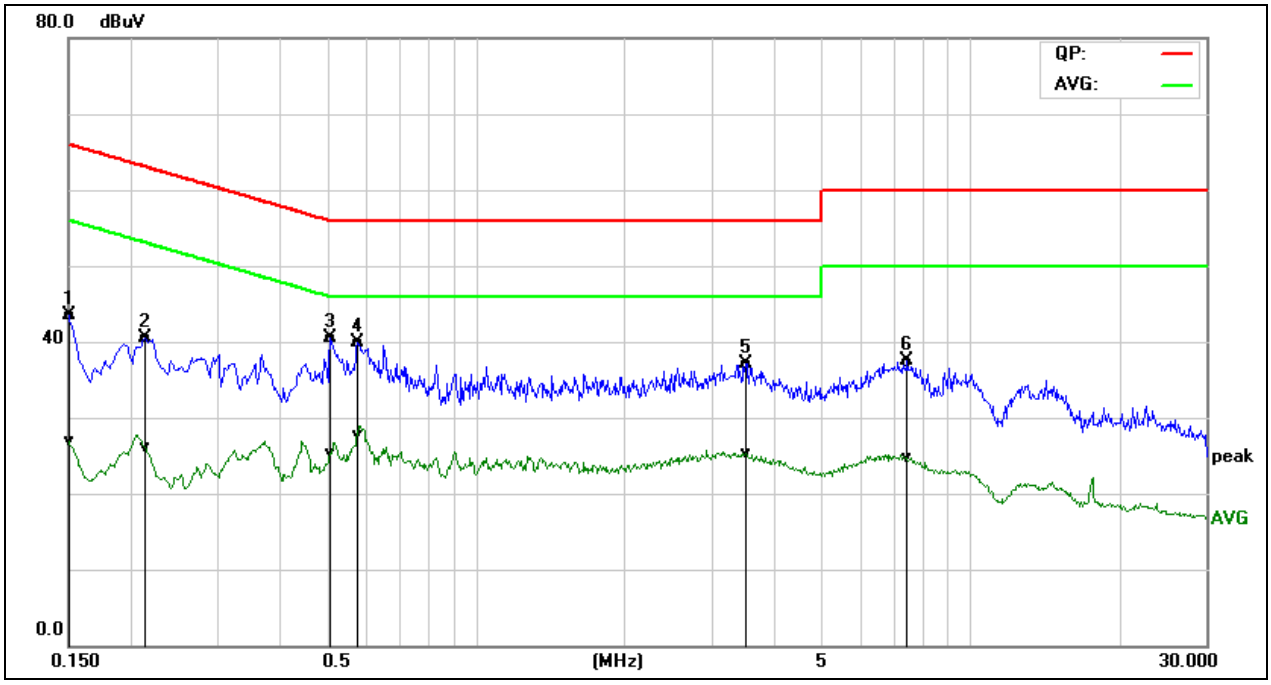

Frequency (MHz)	QuasiPeak Reading (dBuV)	Average Reading (dBuV)	Correction Factor (dB)	QuasiPeak Result (dBuV)	Average Result (dBuV)	QuasiPeak Limit (dBuV)	Average Limit (dBuV)	QuasiPeak Margin (dB)	Average Margin (dB)	Remark (Pass/Fail)
0.1500	23.93	7.37	19.52	43.45	26.89	65.99	56.00	-22.54	-29.11	Pass
0.2140	21.05	6.56	19.54	40.59	26.10	63.04	53.05	-22.45	-26.95	Pass
0.5100	20.93	5.73	19.53	40.46	25.26	56.00	46.00	-15.54	-20.74	Pass
0.5780	20.44	8.21	19.56	40.00	27.77	56.00	46.00	-16.00	-18.23	Pass
3.5140	17.33	5.47	19.77	37.10	25.24	56.00	46.00	-18.90	-20.76	Pass
7.4660	17.52	4.76	19.88	37.40	24.64	60.00	50.00	-22.60	-25.36	Pass

REMARKS: *L2 = Line Two (Neutral Line)*

This report shall not be reproduced except in full, without the written approval of Compliance Certification Services (Shenzhen) Inc.

Model No.	A8003	**RBW,VBW**	9 kHz
Environmental Conditions	22°C, 45% RH	**Test Mode**	Mode 20
Tested by	Eason Nie	**Line**	L1
Test Date	May 30, 2018	**Test Voltage**	AC 240V/50Hz

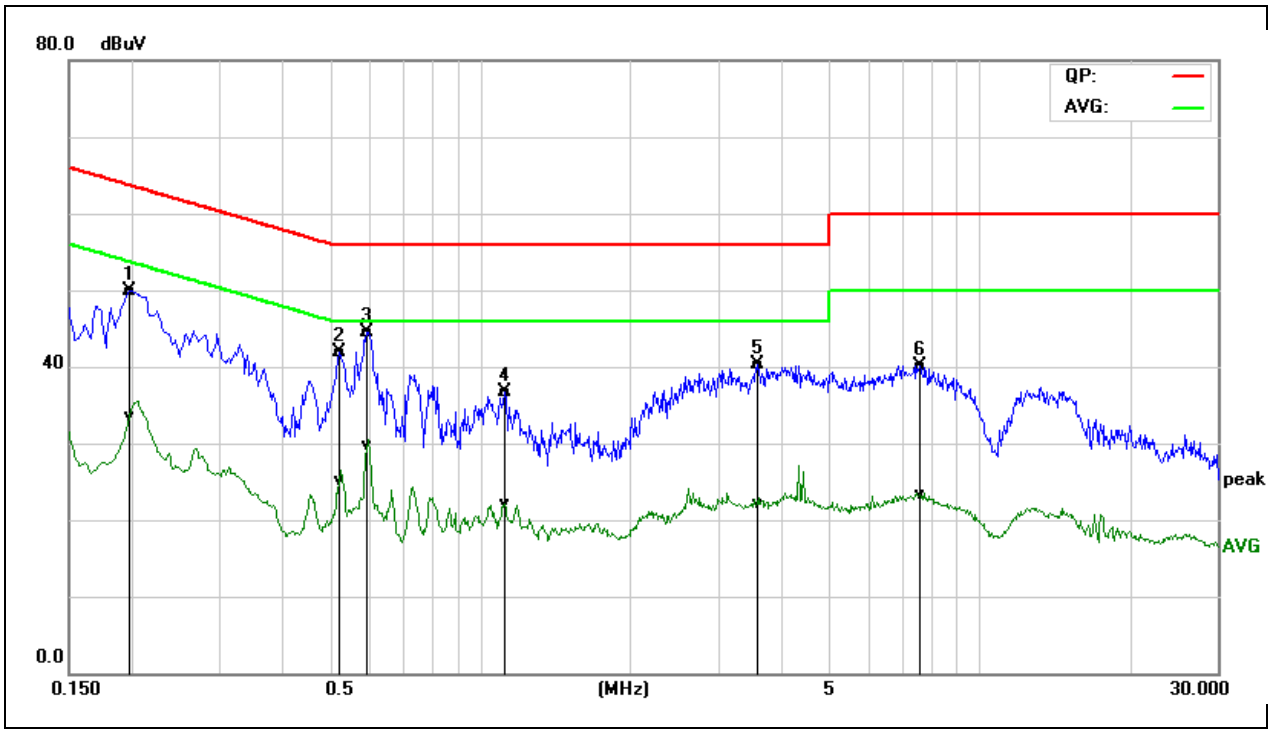

Frequency (MHz)	QuasiPeak Reading (dBuV)	Average Reading (dBuV)	Correction Factor (dB)	QuasiPeak Result (dBuV)	Average Result (dBuV)	QuasiPeak Limit (dBuV)	Average Limit (dBuV)	QuasiPeak Margin (dB)	Average Margin (dB)	Remark (Pass/Fail)
0.1980	30.30	13.78	19.64	49.94	33.42	63.69	53.69	-13.75	-20.27	Pass
0.5220	22.40	5.58	19.54	41.94	25.12	56.00	46.00	-14.06	-20.88	Pass
0.5940	25.01	10.06	19.57	44.58	29.63	56.00	46.00	-11.42	-16.37	Pass
1.1180	17.10	2.56	19.57	36.67	22.13	56.00	46.00	-19.33	-23.87	Pass
3.6020	20.53	2.46	19.73	40.26	22.19	56.00	46.00	-15.74	-23.81	Pass
7.6460	20.18	3.45	19.90	40.08	23.35	60.00	50.00	-19.92	-26.65	Pass

REMARKS: *L1 = Line One (Live Line)*

This report shall not be reproduced except in full, without the written approval of Compliance Certification Services (Shenzhen) Inc.

Model No.	A8003	**RBW,VBW**	9 kHz
Environmental Conditions	22°C, 45% RH	**Test Mode**	Mode 20
Tested by	Eason Nie	**Line**	L2
Test Date	May 30, 2018	**Test Voltage**	AC 240V/50Hz

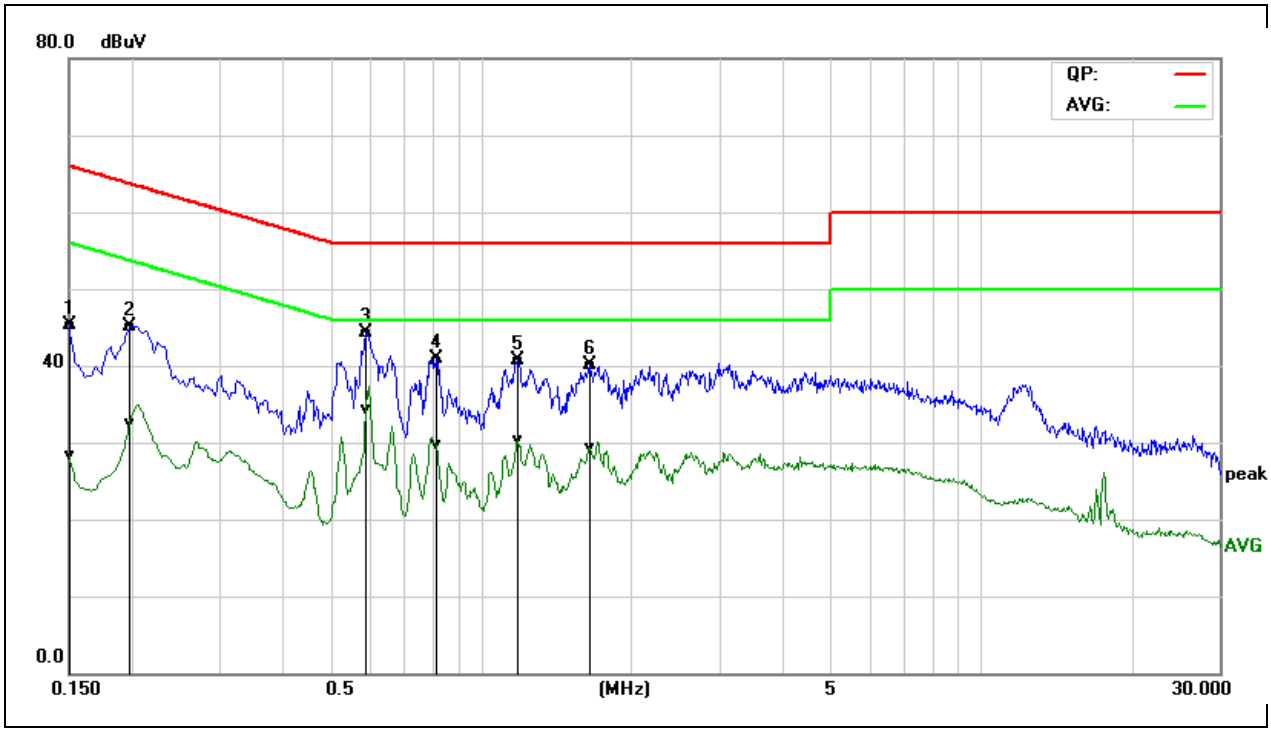

Frequency (MHz)	QuasiPeak Reading (dBuV)	Average Reading (dBuV)	Correction Factor (dB)	QuasiPeak Result (dBuV)	Average Result (dBuV)	QuasiPeak Limit (dBuV)	Average Limit (dBuV)	QuasiPeak Margin (dB)	Average Margin (dB)	Remark (Pass/Fail)
0.1500	25.74	8.75	19.52	45.26	28.27	65.99	56.00	-20.73	-27.73	Pass
0.1980	25.55	12.95	19.54	45.09	32.49	63.69	53.69	-18.60	-21.20	Pass
0.5899	24.65	14.79	19.57	44.22	34.36	56.00	46.00	-11.78	-11.64	Pass
0.8139	21.21	10.15	19.59	40.80	29.74	56.00	46.00	-15.20	-16.26	Pass
1.1900	21.05	10.77	19.58	40.63	30.35	56.00	46.00	-15.37	-15.65	Pass
1.6500	20.44	9.73	19.66	40.10	29.39	56.00	46.00	-15.90	-16.61	Pass

REMARKS: *L2 = Line Two (Neutral Line)*

This report shall not be reproduced except in full, without the written approval of Compliance Certification Services (Shenzhen) Inc.

6.10 FREQUENCY STABILITY

6.10.1 LIMIT

According to §15.407(g), manufacturers of U-NII devices are responsible for ensuring frequency stability such that an emission is maintained within the band of operation under all conditions of normal operation as specified in the operational description.

6.10.2 TEST INSTRUMENTS

Name of Equipment	Manufacturer	Model Number	Serial Number	Last Calibration	Due Calibration
Spectrum Analyzer	Agilent	N9010A	MY52221469	01/27/2018	01/26/2019
DC Power Supply	DAZHENG	PS-605D	20018978	N.C.R	N.C.R
AC POWER SOUCE	UMART	HPA1010	N/A	N.C.R	N.C.R
Power Meter	Anritsu	ML2495A	1204003	02/21/2018	02/20/2019
Power Sensor	Anritsu	MA2411B	1126150	02/21/2018	02/20/2019
Temperature Chamber	TERCHY	MHG-800N	E21104	11/18/2017	11/17/2018
Temp. / Humidity Meter	Anymetre	JR913	N/A	01/29/2018	01/28/2019

6.10.3 TEST CONFIGURATION

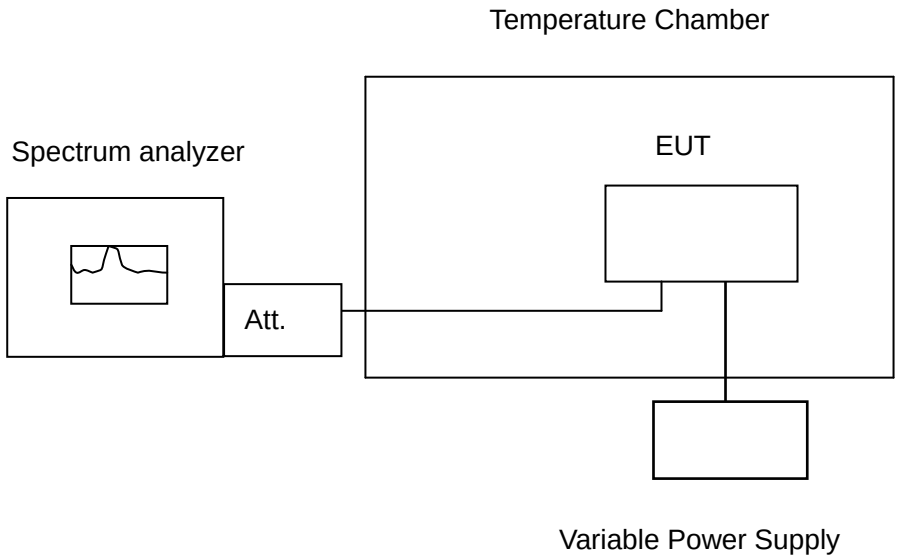

Remark: *Measurement setup for testing on Antenna connector*

This report shall not be reproduced except in full, without the written approval of Compliance Certification Services (Shenzhen) Inc.

6.10.4 TEST PROCEDURE

The equipment under test was connected to an external AC or DC power supply and input rated voltage. RF output was connected to a frequency counter or spectrum analyzer via feed through attenuators. The EUT was placed inside the temperature chamber. Set the spectrum analyzer RBW low enough to obtain the desired frequency resolution and measure EUT 20°C operating frequency as reference frequency. Turn EUT off and set the chamber temperature to –20°C. After the temperature stabilized for approximately 30 minutes recorded the frequency. Repeat step measure with 10°C increased per stage until the highest temperature of +50°C reached.

6.10.5 TEST RESULTS

No non-compliance noted.

This report shall not be reproduced except in full, without the written approval of Compliance Certification Services (Shenzhen) Inc.

Test Data

IEEE 802.11a MHz mode / 5180 ~ 5240MHz (Low)

Environment Temperature (°C)	Volage (V)	Measured Frequency (MHz)	limit Range	Test Result
50	120	5179.992768	5150-5250	PASS
40	120	5179.996876	5150-5250	PASS
30	120	5179.976148	5150-5250	PASS
20	120	5180.013177	5150-5250	PASS
10	120	5179.990373	5150-5250	PASS
0	120	5179.950309	5150-5250	PASS
-10	120	5179.954330	5150-5250	PASS
-20	120	5179.997879	5150-5250	PASS

Environment Temperature (°C)	Volage (V)	Measured Frequency (MHz)	limit Range	Test Result
20	108	5179.987209	5150-5250	PASS
	120	5180.013177	5150-5250	PASS
	132	5179.975691	5150-5250	PASS

IEEE 802.11a mode / 5180 ~ 5240MHz (High)

Environment Temperature (°C)	Volage (V)	Measured Frequency (MHz)	limit Range	Test Result
50	120	5239.980190	5150-5250	PASS
40	120	5239.992357	5150-5250	PASS
30	120	5239.976784	5150-5250	PASS
20	120	5240.013170	5150-5250	PASS
10	120	5239.986187	5150-5250	PASS
0	120	5239.968422	5150-5250	PASS
-10	120	5239.990737	5150-5250	PASS
-20	120	5239.986137	5150-5250	PASS

Environment Temperature (°C)	Volage (V)	Measured Frequency (MHz)	limit Range	Test Result
20	108	5239.964260	5150-5250	PASS
	120	5240.013170	5150-5250	PASS
	132	5239.997233	5150-5250	PASS

This report shall not be reproduced except in full, without the written approval of Compliance Certification Services (Shenzhen) Inc.

IEEE 802.11a mode / 5260 ~ 5320MHz (Low)

Environment Temperature (°C)	Volage (V)	Measured Frequency (MHz)	limit Range	Test Result
50	120	5259.972783	5250-5350	PASS
40	120	5259.978882	5250-5350	PASS
30	120	5259.966154	5250-5350	PASS
20	120	5260.013270	5250-5350	PASS
10	120	5259.966347	5250-5350	PASS
0	120	5259.992087	5250-5350	PASS
-10	120	5259.970654	5250-5350	PASS
-20	120	5259.985704	5250-5350	PASS

Environment Temperature (°C)	Volage (V)	Measured Frequency (MHz)	limit Range	Test Result
20	108	5259.960932	5250-5350	PASS
	120	5260.013270	5250-5350	PASS
	132	5259.963639	5250-5350	PASS

IEEE 802.11a mode / 5260 ~ 5320MHz (High)

Environment Temperature (°C)	Volage (V)	Measured Frequency (MHz)	limit Range	Test Result
50	120	5319.955055	5250-5350	PASS
40	120	5319.965345	5250-5350	PASS
30	120	5319.962017	5250-5350	PASS
20	120	5320.013217	5250-5350	PASS
10	120	5319.987811	5250-5350	PASS
0	120	5319.983022	5250-5350	PASS
-10	120	5319.996925	5250-5350	PASS
-20	120	5319.984099	5250-5350	PASS

Environment Temperature (°C)	Volage (V)	Measured Frequency (MHz)	limit Range	Test Result
20	108	5319.958090	5250-5350	PASS
	120	5320.013217	5250-5350	PASS
	132	5319.962045	5250-5350	PASS

This report shall not be reproduced except in full, without the written approval of Compliance Certification Services (Shenzhen) Inc.

IEEE 802.11a mode / 5500 ~ 5700MHz (Low)

Environment Temperature (°C)	Volage (V)	Measured Frequency (MHz)	limit Range	Test Result
50	120	5499.988289	5475-5725	PASS
40	120	5499.989741	5475-5725	PASS
30	120	5499.993006	5475-5725	PASS
20	120	5500.013350	5475-5725	PASS
10	120	5499.964139	5475-5725	PASS
0	120	5499.974757	5475-5725	PASS
-10	120	5499.961892	5475-5725	PASS
-20	120	5499.958701	5475-5725	PASS

Environment Temperature (°C)	Volage (V)	Measured Frequency (MHz)	limit Range	Test Result
20	108	5499.994692	5475-5725	PASS
	120	5500.013350	5475-5725	PASS
	132	5499.989726	5475-5725	PASS

IEEE 802.11a MHz mode / 5500 ~ 5700MHz (High)

Environment Temperature (°C)	Volage (V)	Measured Frequency (MHz)	limit Range	Test Result
50	120	5699.992593	5475-5725	PASS
40	120	5699.991228	5475-5725	PASS
30	120	5699.987136	5475-5725	PASS
20	120	5700.013417	5475-5725	PASS
10	120	5699.981152	5475-5725	PASS
0	120	5699.976898	5475-5725	PASS
-10	120	5699.949385	5475-5725	PASS
-20	120	5699.976889	5475-5725	PASS

Environment Temperature (°C)	Volage (V)	Measured Frequency (MHz)	limit Range	Test Result
20	108	5699.961933	5475-5725	PASS
	120	5700.013417	5475-5725	PASS
	132	5699.995869	5475-5725	PASS

This report shall not be reproduced except in full, without the written approval of Compliance Certification Services (Shenzhen) Inc.

IEEE 802.11a mode / 5745 ~ 5825MHz (Low)

Environment Temperature (°C)	Volage (V)	Measured Frequency (MHz)	limit Range	Test Result
50	120	5744.995793	5725-5850	PASS
40	120	5744.954827	5725-5850	PASS
30	120	5744.975381	5725-5850	PASS
20	120	5745.013443	5725-5850	PASS
10	120	5744.973117	5725-5850	PASS
0	120	5744.999442	5725-5850	PASS
-10	120	5744.991458	5725-5850	PASS
-20	120	5744.955461	5725-5850	PASS

Environment Temperature (°C)	Volage (V)	Measured Frequency (MHz)	limit Range	Test Result
20	108	5744.995360	5725-5850	PASS
	120	5745.013443	5725-5850	PASS
	132	5744.993565	5725-5850	PASS

IEEE 802.11a MHz mode / 5745 ~ 5825MHz (High)

Environment Temperature (°C)	Volage (V)	Measured Frequency (MHz)	limit Range	Test Result
50	120	5824.988886	5725-5850	PASS
40	120	5824.989310	5725-5850	PASS
30	120	5824.956176	5725-5850	PASS
20	120	5825.013517	5725-5850	PASS
10	120	5824.999651	5725-5850	PASS
0	120	5824.983989	5725-5850	PASS
-10	120	5824.978263	5725-5850	PASS
-20	120	5824.982997	5725-5850	PASS

Environment Temperature (°C)	Volage (V)	Measured Frequency (MHz)	limit Range	Test Result
20	108	5824.995920	5725-5850	PASS
	120	5825.013517	5725-5850	PASS
	132	5824.955734	5725-5850	PASS

This report shall not be reproduced except in full, without the written approval of Compliance Certification Services (Shenzhen) Inc.

IEEE 802.11n HT 20 MHz mode / 5180 ~ 5240MHz (Low)

Environment Temperature (°C)	Volage (V)	Measured Frequency (MHz)	limit Range	Test Result
50	120	5179.968019	5150-5250	PASS
40	120	5179.967873	5150-5250	PASS
30	120	5179.961765	5150-5250	PASS
20	120	5180.013177	5150-5250	PASS
10	120	5179.967178	5150-5250	PASS
0	120	5179.989943	5150-5250	PASS
-10	120	5179.985312	5150-5250	PASS
-20	120	5179.984918	5150-5250	PASS

Environment Temperature (°C)	Volage (V)	Measured Frequency (MHz)	limit Range	Test Result
20	108	5179.994845	5150-5250	PASS
	120	5180.013177	5150-5250	PASS
	132	5179.951872	5150-5250	PASS

IEEE 802.11n HT 20 MHz mode / 5180 ~ 5240MHz (High)

Environment Temperature (°C)	Volage (V)	Measured Frequency (MHz)	limit Range	Test Result
50	120	5239.964980	5150-5250	PASS
40	120	5239.980052	5150-5250	PASS
30	120	5239.952873	5150-5250	PASS
20	120	5240.013170	5150-5250	PASS
10	120	5239.997777	5150-5250	PASS
0	120	5239.980658	5150-5250	PASS
-10	120	5239.976578	5150-5250	PASS
-20	120	5239.957643	5150-5250	PASS

Environment Temperature (°C)	Volage (V)	Measured Frequency (MHz)	limit Range	Test Result
20	108	5239.974995	5150-5250	PASS
	120	5240.013170	5150-5250	PASS
	132	5239.961348	5150-5250	PASS

This report shall not be reproduced except in full, without the written approval of Compliance Certification Services (Shenzhen) Inc.

IEEE 802.11n HT 20 MHz mode / 5260 ~ 5320MHz (Low)

Environment Temperature (°C)	Volage (V)	Measured Frequency (MHz)	limit Range	Test Result
50	120	5259.956072	5250-5350	PASS
40	120	5259.981315	5250-5350	PASS
30	120	5259.952952	5250-5350	PASS
20	120	5260.013270	5250-5350	PASS
10	120	5259.959429	5250-5350	PASS
0	120	5259.970376	5250-5350	PASS
-10	120	5259.987118	5250-5350	PASS
-20	120	5259.990246	5250-5350	PASS

Environment Temperature (°C)	Volage (V)	Measured Frequency (MHz)	limit Range	Test Result
20	108	5259.969975	5250-5350	PASS
	120	5260.013270	5250-5350	PASS
	132	5259.972481	5250-5350	PASS

IEEE 802.11a mode / 5260 ~ 5320MHz (High)

Environment Temperature (°C)	Volage (V)	Measured Frequency (MHz)	limit Range	Test Result
50	120	5319.958022	5250-5350	PASS
40	120	5319.957717	5250-5350	PASS
30	120	5319.980729	5250-5350	PASS
20	120	5320.013217	5250-5350	PASS
10	120	5319.952729	5250-5350	PASS
0	120	5319.991671	5250-5350	PASS
-10	120	5319.991658	5250-5350	PASS
-20	120	5319.968365	5250-5350	PASS

Environment Temperature (°C)	Volage (V)	Measured Frequency (MHz)	limit Range	Test Result
20	108	5319.982026	5250-5350	PASS
	120	5320.013217	5250-5350	PASS
	132	5319.966373	5250-5350	PASS

This report shall not be reproduced except in full, without the written approval of Compliance Certification Services (Shenzhen) Inc.

IEEE 802.11n HT 20 MHz mode / 5500 ~ 5700MHz (Low)

Environment Temperature (°C)	Volage (V)	Measured Frequency (MHz)	limit Range	Test Result
50	120	5499.964748	5475-5725	PASS
40	120	5499.974955	5475-5725	PASS
30	120	5499.984399	5475-5725	PASS
20	120	5500.013350	5475-5725	PASS
10	120	5499.994307	5475-5725	PASS
0	120	5499.984578	5475-5725	PASS
-10	120	5499.987180	5475-5725	PASS
-20	120	5499.989039	5475-5725	PASS

Environment Temperature (°C)	Volage (V)	Measured Frequency (MHz)	limit Range	Test Result
20	108	5499.980181	5475-5725	PASS
	120	5500.013350	5475-5725	PASS
	132	5499.988802	5475-5725	PASS

IEEE 802.11n HT 20 MHz mode / 5500 ~ 5700MHz (High)

Environment Temperature (°C)	Volage (V)	Measured Frequency (MHz)	limit Range	Test Result
50	120	5699.982025	5475-5725	PASS
40	120	5699.974811	5475-5725	PASS
30	120	5699.993065	5475-5725	PASS
20	120	5700.013417	5475-5725	PASS
10	120	5699.996175	5475-5725	PASS
0	120	5699.991885	5475-5725	PASS
-10	120	5699.976286	5475-5725	PASS
-20	120	5699.999565	5475-5725	PASS

Environment Temperature (°C)	Volage (V)	Measured Frequency (MHz)	limit Range	Test Result
20	108	5699.979763	5475-5725	PASS
	120	5700.013417	5475-5725	PASS
	132	5699.978829	5475-5725	PASS

This report shall not be reproduced except in full, without the written approval of Compliance Certification Services (Shenzhen) Inc.

IEEE 802.11n HT 20 MHz mode / 5745 ~ 5825MHz (Low)

Environment Temperature (°C)	Volage (V)	Measured Frequency (MHz)	limit Range	Test Result
50	120	5744.978358	5725-5850	PASS
40	120	5744.964634	5725-5850	PASS
30	120	5744.983359	5725-5850	PASS
20	120	5745.013443	5725-5850	PASS
10	120	5744.989470	5725-5850	PASS
0	120	5744.994687	5725-5850	PASS
-10	120	5744.982420	5725-5850	PASS
-20	120	5744.965593	5725-5850	PASS

Environment Temperature (°C)	Volage (V)	Measured Frequency (MHz)	limit Range	Test Result
20	108	5744.954204	5725-5850	PASS
	120	5745.013443	5725-5850	PASS
	132	5744.962817	5725-5850	PASS

IEEE 802.11n HT 20 MHz mode / 5745 ~ 5825MHz (High)

Environment Temperature (°C)	Volage (V)	Measured Frequency (MHz)	limit Range	Test Result
50	120	5824.955930	5725-5850	PASS
40	120	5824.953165	5725-5850	PASS
30	120	5824.983723	5725-5850	PASS
20	120	5825.001352	5725-5850	PASS
10	120	5824.982976	5725-5850	PASS
0	120	5824.957459	5725-5850	PASS
-10	120	5824.981041	5725-5850	PASS
-20	120	5824.975716	5725-5850	PASS

Environment Temperature (°C)	Volage (V)	Measured Frequency (MHz)	limit Range	Test Result
20	108	5824.955394	5725-5850	PASS
	120	5825.013517	5725-5850	PASS
	132	5824.972063	5725-5850	PASS

This report shall not be reproduced except in full, without the written approval of Compliance Certification Services (Shenzhen) Inc.

IEEE 802.11n HT 40 MHz mode / 5190 ~ 5230MHz (Low)

Environment Temperature (°C)	Volage (V)	Measured Frequency (MHz)	limit Range	Test Result
50	120	5189.998576	5150-5250	PASS
40	120	5189.983828	5150-5250	PASS
30	120	5189.982956	5150-5250	PASS
20	120	5190.012997	5150-5250	PASS
10	120	5189.957616	5150-5250	PASS
0	120	5189.966576	5150-5250	PASS
-10	120	5189.974959	5150-5250	PASS
-20	120	5189.991842	5150-5250	PASS

Environment Temperature (°C)	Volage (V)	Measured Frequency (MHz)	limit Range	Test Result
20	108	5189.958223	5150-5250	PASS
	120	5190.012997	5150-5250	PASS
	132	5189.978503	5150-5250	PASS

IEEE 802.11n HT 40 MHz mode / 5190 ~ 5230MHz (High)

Environment Temperature (°C)	Volage (V)	Measured Frequency (MHz)	limit Range	Test Result
50	120	5229.959925	5150-5250	PASS
40	120	5229.969674	5150-5250	PASS
30	120	5229.964098	5150-5250	PASS
20	120	5230.013163	5150-5250	PASS
10	120	5229.994733	5150-5250	PASS
0	120	5229.959657	5150-5250	PASS
-10	120	5229.973606	5150-5250	PASS
-20	120	5229.973084	5150-5250	PASS

Environment Temperature (°C)	Volage (V)	Measured Frequency (MHz)	limit Range	Test Result
20	108	5229.988732	5150-5250	PASS
	120	5230.013163	5150-5250	PASS
	132	5229.969198	5150-5250	PASS

This report shall not be reproduced except in full, without the written approval of Compliance Certification Services (Shenzhen) Inc.

IEEE 802.11n HT 40 MHz mode / 5270 ~ 5310MHz (Low)

Environment Temperature (°C)	Volage (V)	Measured Frequency (MHz)	limit Range	Test Result
50	120	5269.982582	5250-5350	PASS
40	120	5269.987858	5250-5350	PASS
30	120	5269.980060	5250-5350	PASS
20	120	5270.013150	5250-5350	PASS
10	120	5269.979716	5250-5350	PASS
0	120	5269.963897	5250-5350	PASS
-10	120	5269.991989	5250-5350	PASS
-20	120	5269.987964	5250-5350	PASS

Environment Temperature (°C)	Volage (V)	Measured Frequency (MHz)	limit Range	Test Result
20	108	5269.954696	5250-5350	PASS
	120	5270.013150	5250-5350	PASS
	132	5269.990019	5250-5350	PASS

IEEE 802.11n HT 40 MHz mode / 5270 ~ 5310MHz (High)

Environment Temperature (°C)	Volage (V)	Measured Frequency (MHz)	limit Range	Test Result
50	120	5309.996729	5250-5350	PASS
40	120	5309.999494	5250-5350	PASS
30	120	5309.965544	5250-5350	PASS
20	120	5310.013210	5250-5350	PASS
10	120	5309.953975	5250-5350	PASS
0	120	5309.955480	5250-5350	PASS
-10	120	5309.965530	5250-5350	PASS
-20	120	5309.959362	5250-5350	PASS

Environment Temperature (°C)	Volage (V)	Measured Frequency (MHz)	limit Range	Test Result
20	108	5309.950012	5250-5350	PASS
	120	5310.013210	5250-5350	PASS
	132	5309.959245	5250-5350	PASS

This report shall not be reproduced except in full, without the written approval of Compliance Certification Services (Shenzhen) Inc.

IEEE 802.11n HT 40 MHz mode / 5510 ~ 5670MHz (Low)

Environment Temperature (°C)	Volage (V)	Measured Frequency (MHz)	limit Range	Test Result
50	120	5509.997063	5475-5725	PASS
40	120	5509.987403	5475-5725	PASS
30	120	5509.970660	5475-5725	PASS
20	120	5510.013390	5475-5725	PASS
10	120	5509.991331	5475-5725	PASS
0	120	5509.955789	5475-5725	PASS
-10	120	5509.990056	5475-5725	PASS
-20	120	5509.968977	5475-5725	PASS

Environment Temperature (°C)	Volage (V)	Measured Frequency (MHz)	limit Range	Test Result
20	108	5509.953611	5475-5725	PASS
	120	5510.003390	5475-5725	PASS
	132	5509.976706	5475-5725	PASS

IEEE 802.11n HT 40 MHz mode / 5510 ~ 5670MHz (High)

Environment Temperature (°C)	Volage (V)	Measured Frequency (MHz)	limit Range	Test Result
50	120	5669.960920	5475-5725	PASS
40	120	5669.970616	5475-5725	PASS
30	120	5669.975113	5475-5725	PASS
20	120	5670.013437	5475-5725	PASS
10	120	5669.997587	5475-5725	PASS
0	120	5669.954948	5475-5725	PASS
-10	120	5669.971796	5475-5725	PASS
-20	120	5669.997345	5475-5725	PASS

Environment Temperature (°C)	Volage (V)	Measured Frequency (MHz)	limit Range	Test Result
20	108	5669.969621	5475-5725	PASS
	120	5670.003437	5475-5725	PASS
	132	5669.978174	5475-5725	PASS

This report shall not be reproduced except in full, without the written approval of Compliance Certification Services (Shenzhen) Inc.

IEEE 802.11n HT 40 MHz mode / 5755 ~ 5795MHz (Low)

Environment Temperature (°C)	Volage (V)	Measured Frequency (MHz)	limit Range	Test Result
50	120	5754.981831	5725-5850	PASS
40	120	5754.952524	5725-5850	PASS
30	120	5754.964414	5725-5850	PASS
20	120	5755.013483	5725-5850	PASS
10	120	5754.973705	5725-5850	PASS
0	120	5754.994014	5725-5850	PASS
-10	120	5754.968104	5725-5850	PASS
-20	120	5754.967787	5725-5850	PASS

Environment Temperature (°C)	Volage (V)	Measured Frequency (MHz)	limit Range	Test Result
20	108	5754.950897	5725-5850	PASS
	120	5755.013483	5725-5850	PASS
	132	5754.974258	5725-5850	PASS

IEEE 802.11n HT 40 MHz mode / 5755 ~ 5795MHz (High)

Environment Temperature (°C)	Volage (V)	Measured Frequency (MHz)	limit Range	Test Result
50	120	5794.999971	5725-5850	PASS
40	120	5794.957577	5725-5850	PASS
30	120	5794.977613	5725-5850	PASS
20	120	5795.013570	5725-5850	PASS
10	120	5794.958599	5725-5850	PASS
0	120	5794.977097	5725-5850	PASS
-10	120	5794.960917	5725-5850	PASS
-20	120	5794.958724	5725-5850	PASS

Environment Temperature (°C)	Volage (V)	Measured Frequency (MHz)	limit Range	Test Result
20	108	5794.960291	5725-5850	PASS
	120	5795.013570	5725-5850	PASS
	132	5794.985043	5725-5850	PASS

This report shall not be reproduced except in full, without the written approval of Compliance Certification Services (Shenzhen) Inc.

IEEE 802.11ac 80 mode / 5210MHz

Environment Temperature (°C)	Volage (V)	Measured Frequency (MHz)	limit Range	Test Result
50	120	5209.990710	5150-5250	PASS
40	120	5209.986621	5150-5250	PASS
30	120	5209.950824	5150-5250	PASS
20	120	5210.013137	5150-5250	PASS
10	120	5209.968530	5150-5250	PASS
0	120	5209.961739	5150-5250	PASS
-10	120	5209.984411	5150-5250	PASS
-20	120	5209.957877	5150-5250	PASS

Environment Temperature (°C)	Volage (V)	Measured Frequency (MHz)	limit Range	Test Result
20	108	5209.993078	5150-5250	PASS
	120	5210.013137	5150-5250	PASS
	132	5209.984758	5150-5250	PASS

IEEE 802.11ac 80 mode / 5290MHz

Environment Temperature (°C)	Volage (V)	Measured Frequency (MHz)	limit Range	Test Result
50	120	5289.977769	5250-5350	PASS
40	120	5289.976771	5250-5350	PASS
30	120	5289.957118	5250-5350	PASS
20	120	5290.013303	5250-5350	PASS
10	120	5289.964986	5250-5350	PASS
0	120	5289.989640	5250-5350	PASS
-10	120	5289.995722	5250-5350	PASS
-20	120	5289.952021	5250-5350	PASS

Environment Temperature (°C)	Volage (V)	Measured Frequency (MHz)	limit Range	Test Result
20	108	5289.955152	5250-5350	PASS
	120	5290.013303	5250-5350	PASS
	132	5289.993258	5250-5350	PASS

This report shall not be reproduced except in full, without the written approval of Compliance Certification Services (Shenzhen) Inc.

IEEE 802.11ac 80 mode / 5530MHz (Low)

Environment Temperature (°C)	Volage (V)	Measured Frequency (MHz)	limit Range	Test Result
50	120	5529.988125	5475-5725	PASS
40	120	5529.962919	5475-5725	PASS
30	120	5529.956454	5475-5725	PASS
20	120	5530.013430	5475-5725	PASS
10	120	5529.990595	5475-5725	PASS
0	120	5529.956829	5475-5725	PASS
-10	120	5529.967936	5475-5725	PASS
-20	120	5529.978370	5475-5725	PASS

Environment Temperature (°C)	Volage (V)	Measured Frequency (MHz)	limit Range	Test Result
20	108	5529.965214	5475-5725	PASS
	120	5530.013430	5475-5725	PASS
	132	5529.993257	5475-5725	PASS

IEEE 802.11ac 80 mode / 5775MHz

Environment Temperature (°C)	Volage (V)	Measured Frequency (MHz)	limit Range	Test Result
50	120	5774.978128	5725-5850	PASS
40	120	5774.961435	5725-5850	PASS
30	120	5774.994091	5725-5850	PASS
20	120	5775.013590	5725-5850	PASS
10	120	5774.960049	5725-5850	PASS
0	120	5774.972019	5725-5850	PASS
-10	120	5774.954374	5725-5850	PASS
-20	120	5774.979852	5725-5850	PASS

Environment Temperature (°C)	Volage (V)	Measured Frequency (MHz)	limit Range	Test Result
20	108	5774.971030	5725-5850	PASS
	120	5775.013590	5725-5850	PASS
	132	5774.980478	5725-5850	PASS

This report shall not be reproduced except in full, without the written approval of Compliance Certification Services (Shenzhen) Inc.