Appendix A. Plots of T-Coil Measurement

The plots are shown as follows.

Test Laboratory: Sporton International Inc. SAR/HAC Testing Lab Date: 2014.06.09

01 HAC T-Coil GSM850_Voice (speech codec / handset low) _Ch128(Z)

Communication System: UID 0, General GSM (0); Frequency: 824.2 MHz;Duty Cycle: 1:8.3
Medium: Air Medium parameters used: $\sigma = 0$ S/m, $\varepsilon_r = 1$; $\rho = 0$ kg/m^3
Ambient Temperature：23.4 ℃

DASY5 Configuration:
- Probe: AM1DV3 - 3067; ; Calibrated: 2014.02.27
- Sensor-Surface: 0mm (Fix Surface)
- Electronics: DAE4 Sn1358; Calibrated: 2014.04.30
- Phantom: HAC Test Arch with AMCC; Type: SD HAC P01 BA;
- Measurement SW: DASY52, Version 52.8 (7); SEMCAD X Version 14.6.10 (7164)

Ch128/z (axial) 4.2mm 50 x 50/ABM SNR(x,y,z) (13x13x1): Measurement grid: dx=10mm, dy=10mm
ABM1/ABM2 = 23.84 dB
ABM1 comp = -6.46 dBA/m
Location: 0, 4.2, 3.7 mm

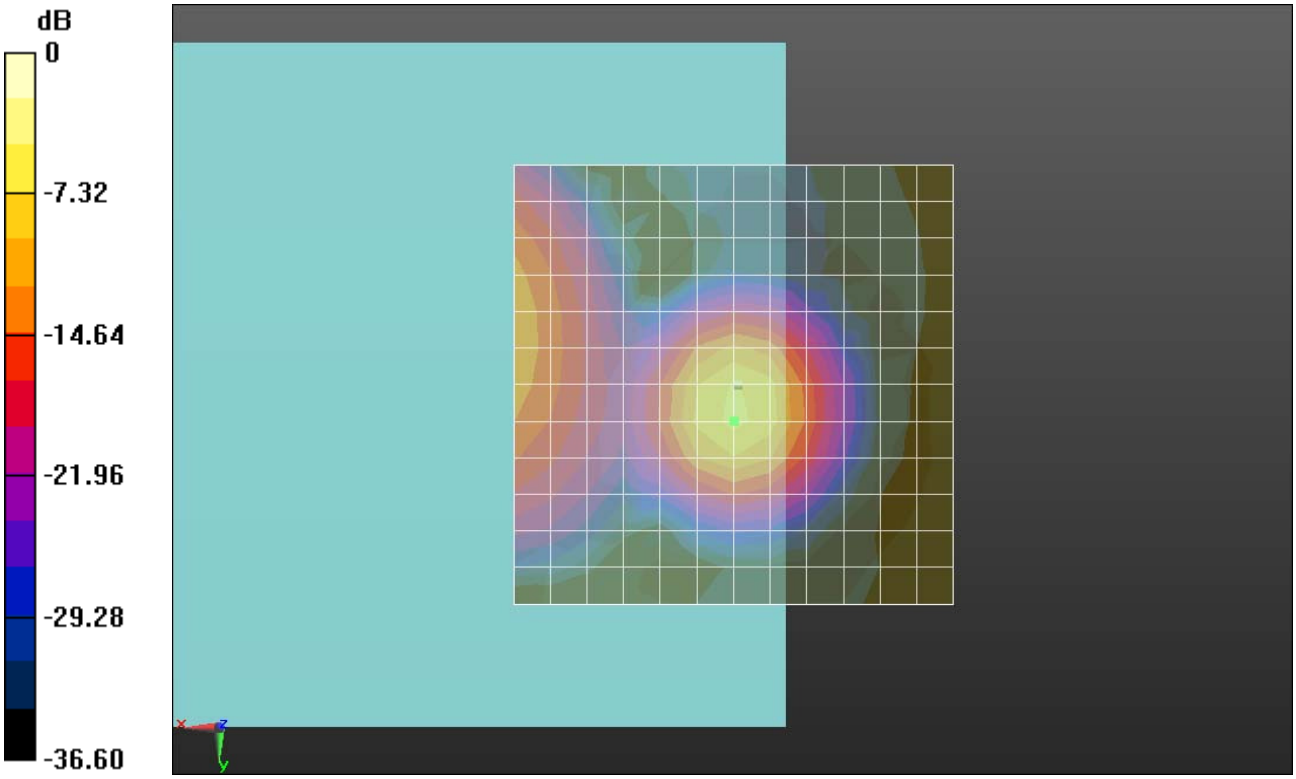

0 dB = 1.000 A/m = 0.00 dBA/m

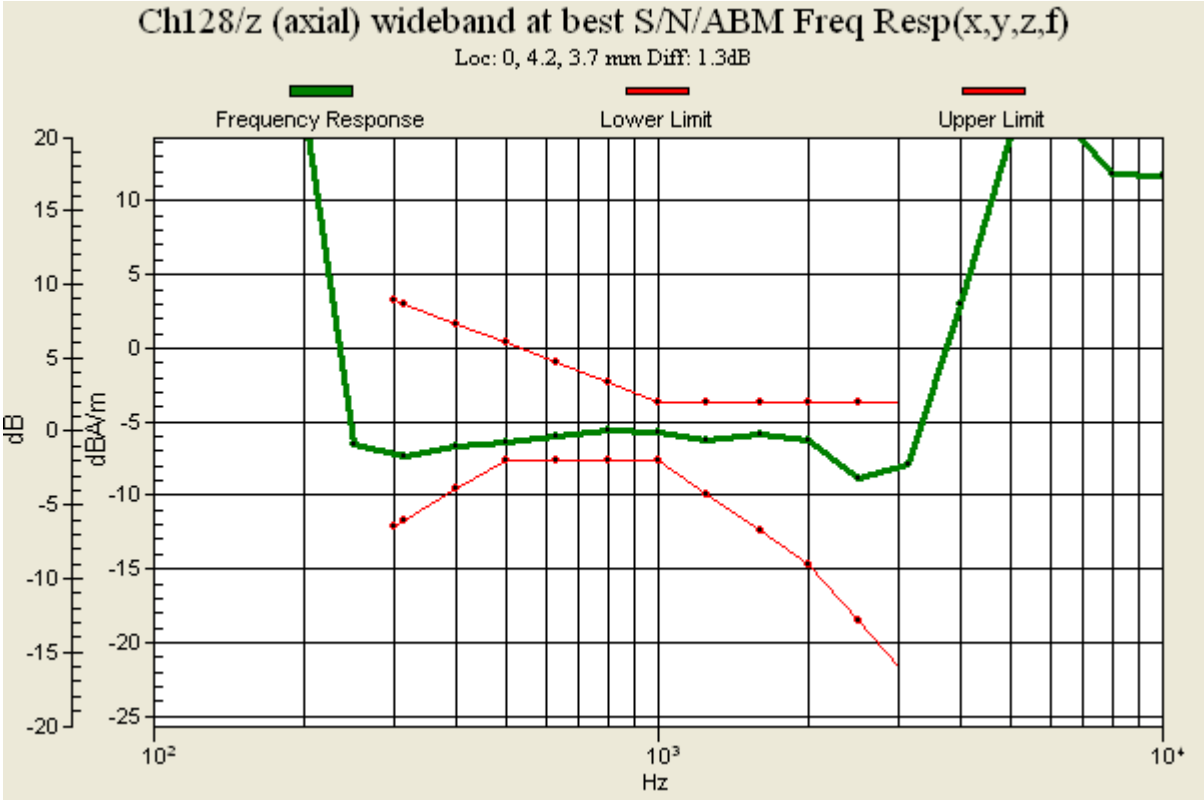
Ch128/z (axial) wideband at best S/N/ABM Freq Resp(x,y,z,f)
Loc: 0, 4.2, 3.7 mm Diff: 1.3dB
Frequency Response
Lower Limit
Upper Limit
dB
dBA/m
Hz

Test Laboratory: Sporton International Inc. SAR/HAC Testing Lab Date: 2014.06.09

01 HAC T-Coil GSM850_Voice (speech codec / handset low) _Ch128(Y)

Communication System: UID 0, General GSM (0); Frequency: 824.2 MHz;Duty Cycle: 1:8.3
Medium: Air Medium parameters used: $\sigma = 0$ S/m, $\varepsilon_r = 1$; $\rho = 0$ kg/m^3
Ambient Temperature：23.4 ℃

DASY5 Configuration:
- Probe: AM1DV3 - 3067; ; Calibrated: 2014.02.27
- Sensor-Surface: 0mm (Fix Surface)
- Electronics: DAE4 Sn1358; Calibrated: 2014.04.30
- Phantom: HAC Test Arch with AMCC; Type: SD HAC P01 BA;
- Measurement SW: DASY52, Version 52.8 (7); SEMCAD X Version 14.6.10 (7164)

Ch128/y (transversal) 4.2mm 50 x 50/ABM SNR(x,y,z) (13x13x1): Measurement grid: dx=10mm, dy=10mm
ABM1/ABM2 = 23.86 dB
ABM1 comp = -17.45 dBA/m
Location: 0, 0, 3.7 mm

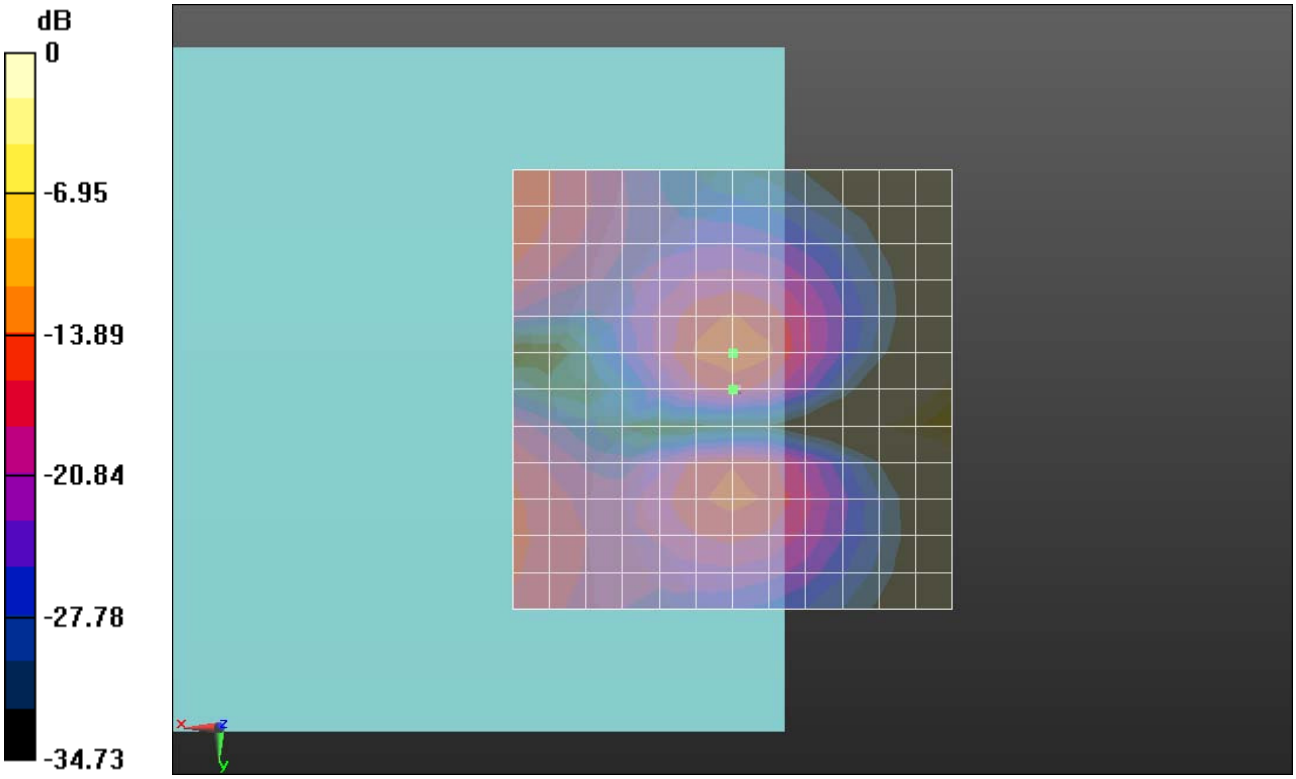

0 dB = 1.000 A/m = 0.00 dBA/m

02 HAC T-Coil GSM850_Voice (speech codec / handset low) _Ch189(Z)

Communication System: UID 0, General GSM (0); Frequency: 836.4 MHz;Duty Cycle: 1:8.3
Medium: Air Medium parameters used: $\sigma = 0$ S/m, $\varepsilon_r = 1$; $\rho = 0$ kg/m^3
Ambient Temperature：23.4 ℃

DASY5 Configuration:
- Probe: AM1DV3 - 3067; ; Calibrated: 2014.02.27
- Sensor-Surface: 0mm (Fix Surface)
- Electronics: DAE4 Sn1358; Calibrated: 2014.04.30
- Phantom: HAC Test Arch with AMCC; Type: SD HAC P01 BA;
- Measurement SW: DASY52, Version 52.8 (7); SEMCAD X Version 14.6.10 (7164)

Ch189/z (axial) 4.2mm 50 x 50/ABM SNR(x,y,z) (13x13x1): Measurement grid: dx=10mm, dy=10mm
ABM1/ABM2 = 23.71 dB
ABM1 comp = -6.26 dBA/m
Location: 0, 0, 3.7 mm

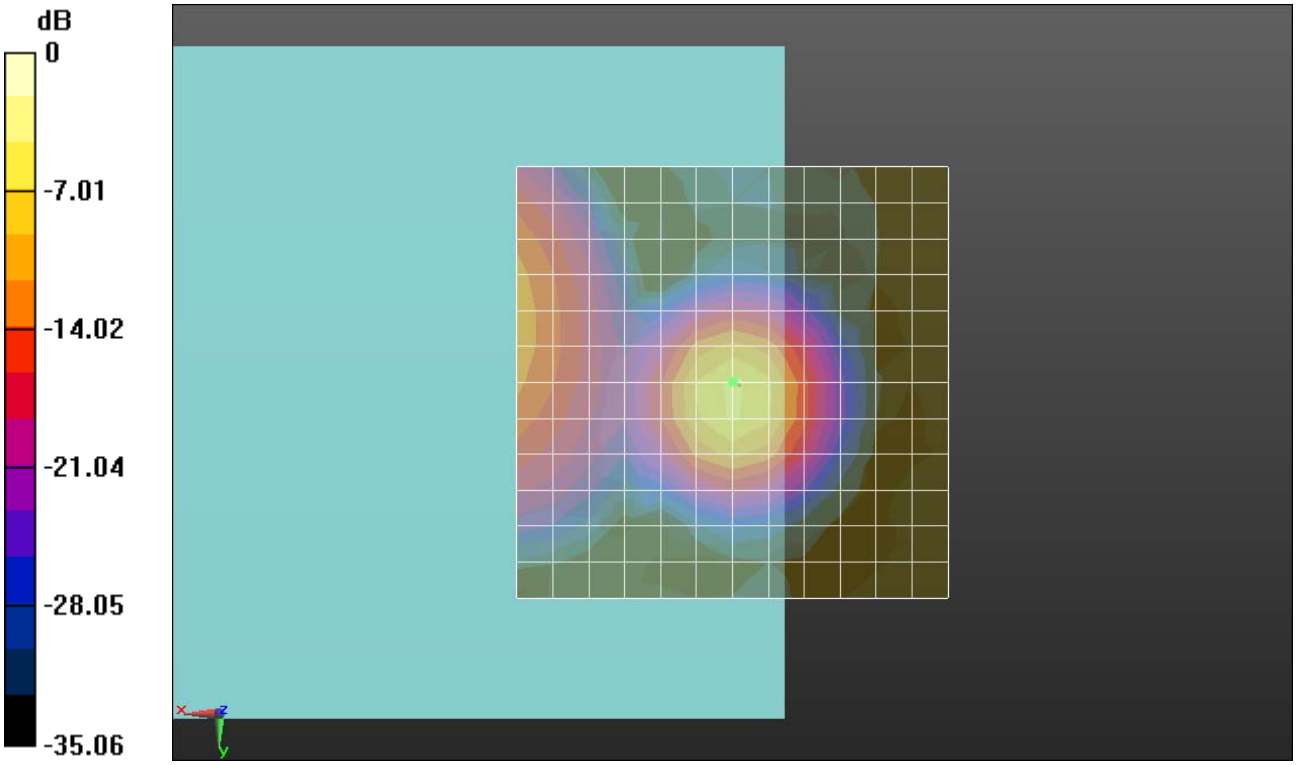

0 dB = 1.000 A/m = 0.00 dBA/m

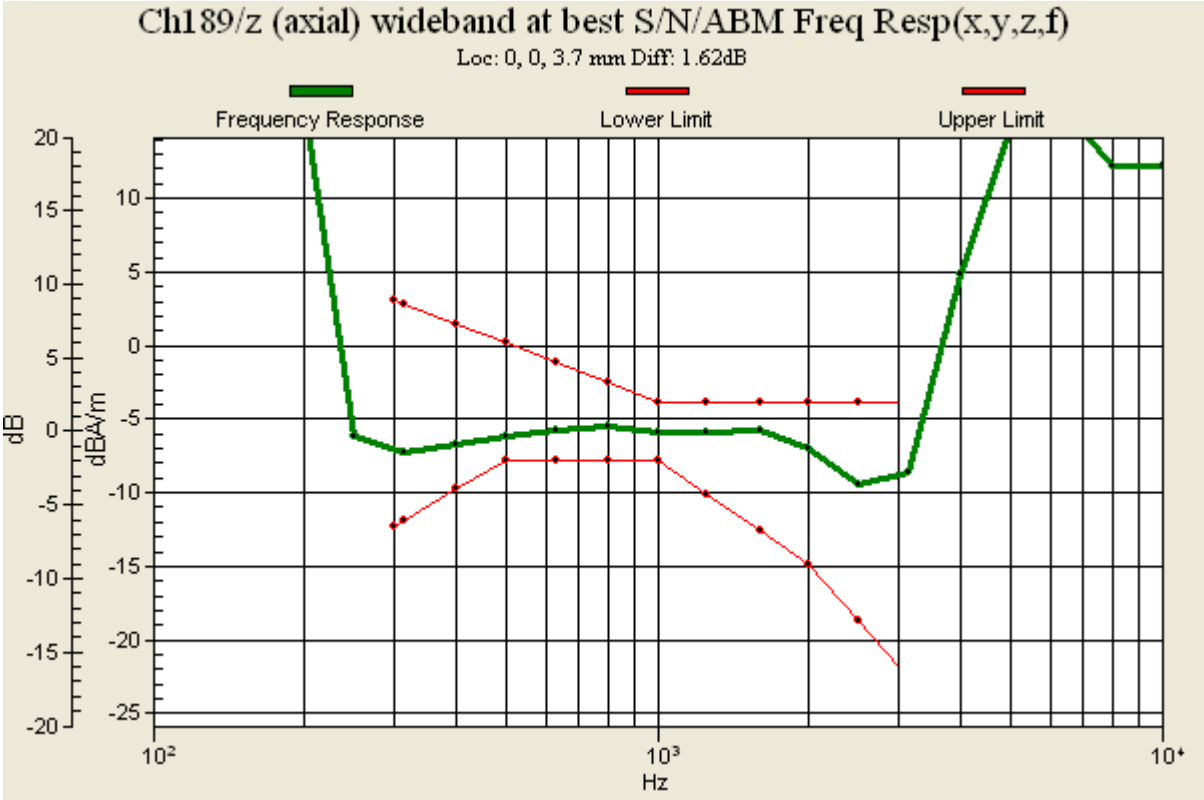
Ch189/z (axial) wideband at best S/N/ABM Freq Resp(x,y,z,f)
Loc: 0, 0, 3.7 mm Diff: 1.62dB
Frequency Response
Lower Limit
Upper Limit
dB
dBA/m
Hz

Test Laboratory: Sporton International Inc. SAR/HAC Testing Lab Date: 2014.06.09

02 HAC T-Coil GSM850_Voice (speech codec / handset low) _Ch189(Y)

Communication System: UID 0, General GSM (0); Frequency: 836.4 MHz;Duty Cycle: 1:8.3
Medium: Air Medium parameters used: $\sigma = 0$ S/m, $\varepsilon_r = 1$; $\rho = 0$ kg/m^3
Ambient Temperature：23.4 ℃

DASY5 Configuration:
- Probe: AM1DV3 - 3067; ; Calibrated: 2014.02.27
- Sensor-Surface: 0mm (Fix Surface)
- Electronics: DAE4 Sn1358; Calibrated: 2014.04.30
- Phantom: HAC Test Arch with AMCC; Type: SD HAC P01 BA;
- Measurement SW: DASY52, Version 52.8 (7); SEMCAD X Version 14.6.10 (7164)

Ch189/y (transversal) 4.2mm 50 x 50/ABM SNR(x,y,z) (13x13x1): Measurement grid: dx=10mm, dy=10mm
ABM1/ABM2 = 22.19 dB
ABM1 comp = -16.07 dBA/m
Location: -4.2, -4.2, 3.7 mm

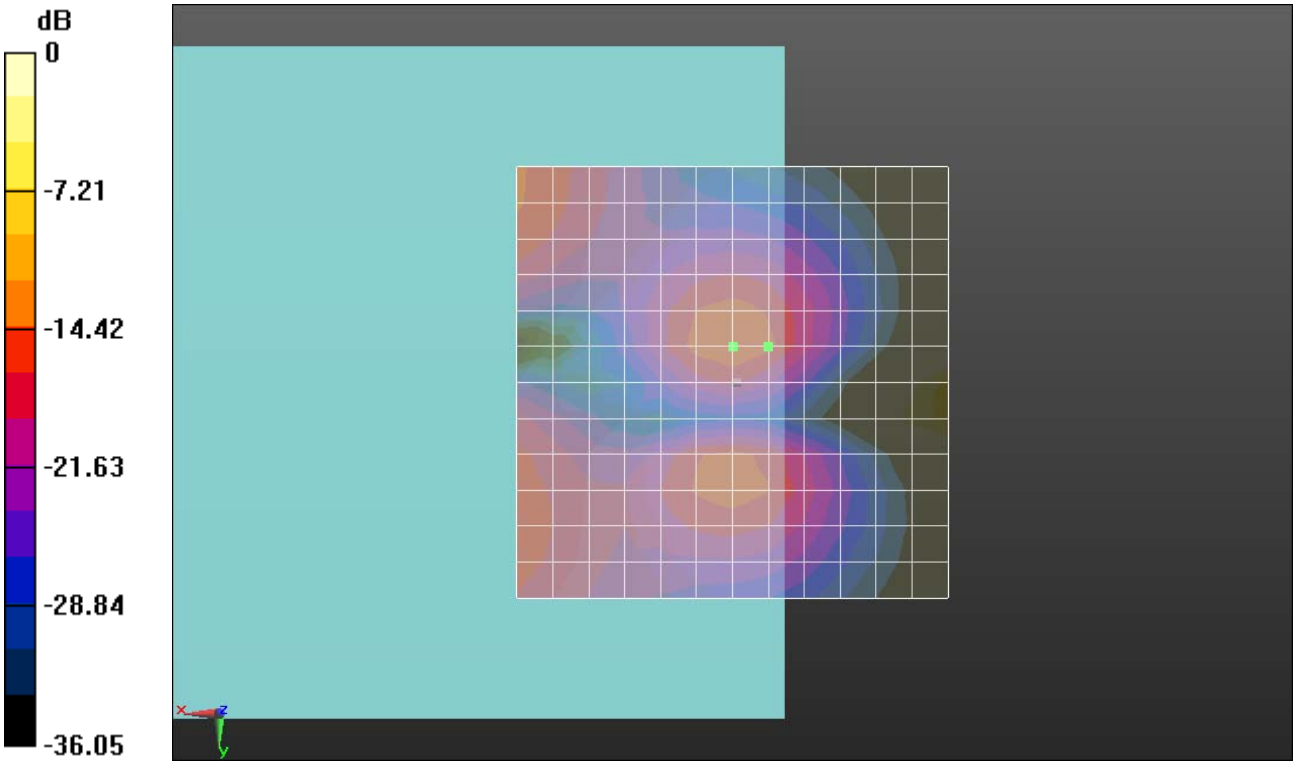

0 dB = 1.000 A/m = 0.00 dBA/m

03 HAC T-Coil GSM850_Voice (speech codec / handset low) _Ch251(Z)

Communication System: UID 0, General GSM (0); Frequency: 848.8 MHz;Duty Cycle: 1:8.3
Medium: Air Medium parameters used: $\sigma = 0$ S/m, $\varepsilon_r = 1$; $\rho = 0$ kg/m^3
Ambient Temperature：23.4 ℃

DASY5 Configuration:
- Probe: AM1DV3 - 3067; ; Calibrated: 2014.02.27
- Sensor-Surface: 0mm (Fix Surface)
- Electronics: DAE4 Sn1358; Calibrated: 2014.04.30
- Phantom: HAC Test Arch with AMCC; Type: SD HAC P01 BA;
- Measurement SW: DASY52, Version 52.8 (7); SEMCAD X Version 14.6.10 (7164)

Ch251/z (axial) 4.2mm 50 x 50/ABM SNR(x,y,z) (13x13x1): Measurement grid: dx=10mm, dy=10mm
ABM1/ABM2 = 23.48 dB
ABM1 comp = -6.53 dBA/m
Location: 0, 0, 3.7 mm

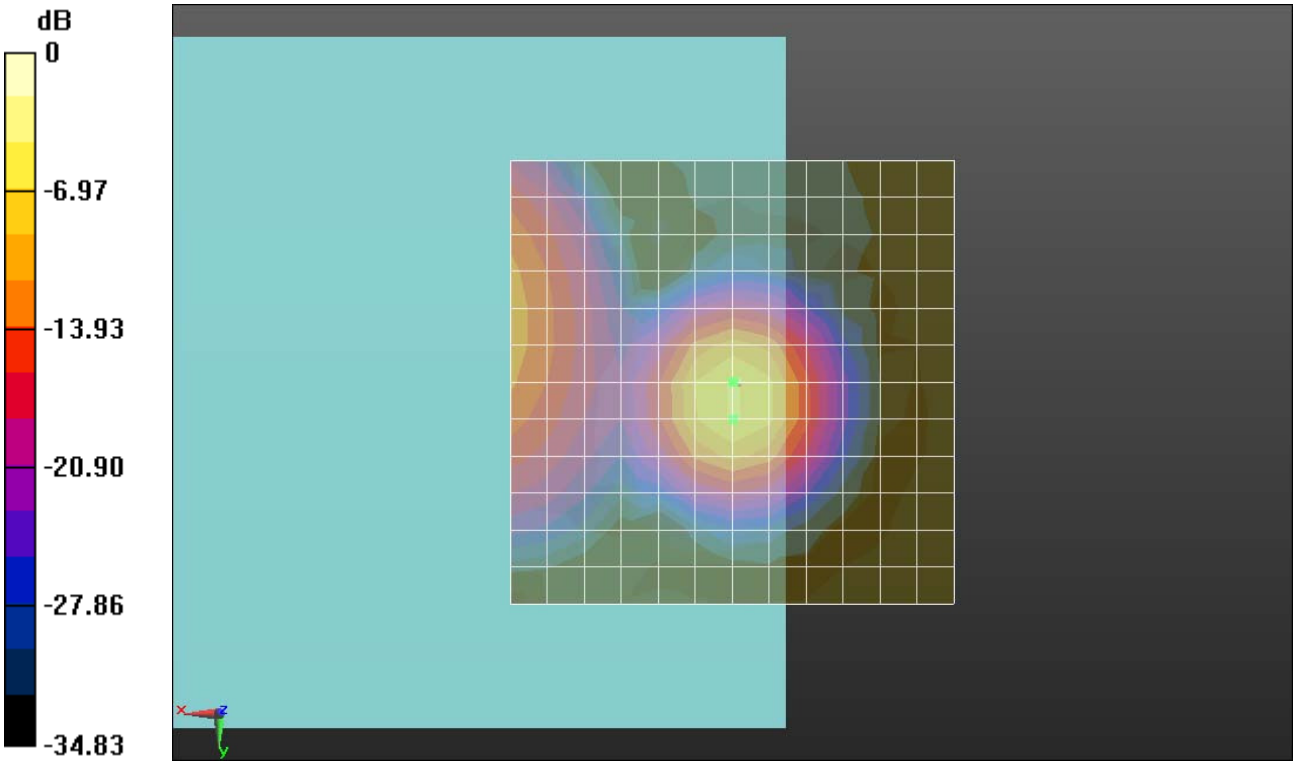

0 dB = 1.000 A/m = 0.00 dBA/m

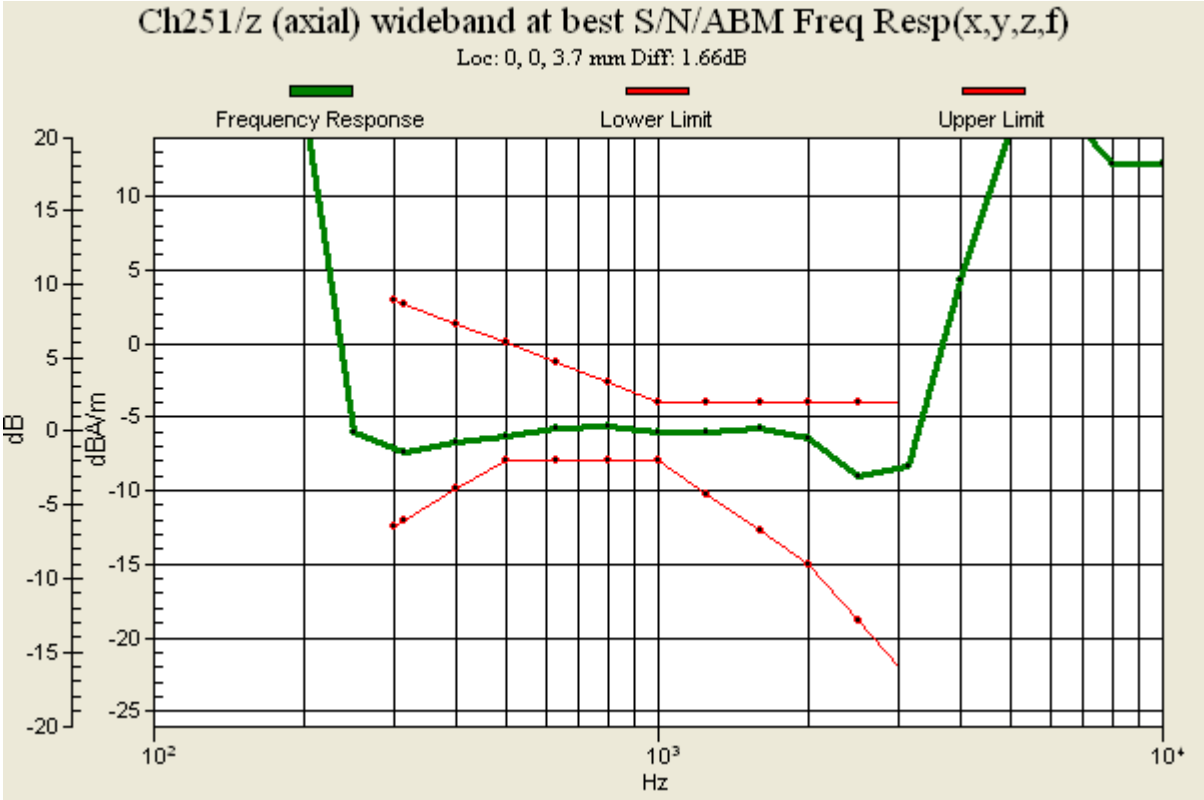
Ch251/z (axial) wideband at best S/N/ABM Freq Resp(x,y,z,f)
Loc: 0, 0, 3.7 mm Diff: 1.66dB
Frequency Response
Lower Limit
Upper Limit
dB
dBA/m
Hz

03 HAC T-Coil GSM850_Voice (speech codec / handset low) _Ch251(Y)

Communication System: UID 0, General GSM (0); Frequency: 848.8 MHz;Duty Cycle: 1:8.3
Medium: Air Medium parameters used: $\sigma = 0$ S/m, $\varepsilon_r = 1$; $\rho = 0$ kg/m^3
Ambient Temperature：23.4 ℃

DASY5 Configuration:
- Probe: AM1DV3 - 3067; ; Calibrated: 2014.02.27
- Sensor-Surface: 0mm (Fix Surface)
- Electronics: DAE4 Sn1358; Calibrated: 2014.04.30
- Phantom: HAC Test Arch with AMCC; Type: SD HAC P01 BA;
- Measurement SW: DASY52, Version 52.8 (7); SEMCAD X Version 14.6.10 (7164)

Ch251/y (transversal) 4.2mm 50 x 50/ABM SNR(x,y,z) (13x13x1): Measurement grid: dx=10mm, dy=10mm
ABM1/ABM2 = 21.49 dB
ABM1 comp = -16.05 dBA/m
Location: -4.2, -4.2, 3.7 mm

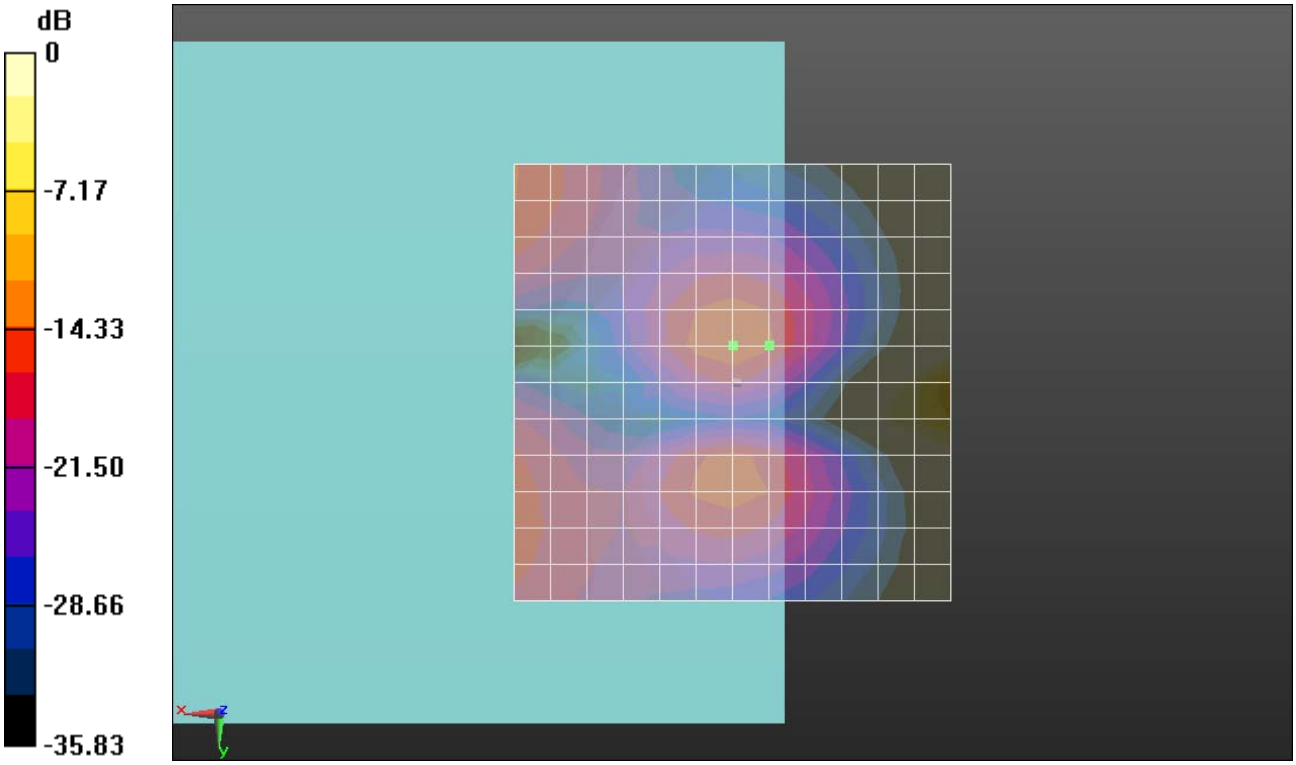

0 dB = 1.000 A/m = 0.00 dBA/m

04 HAC T-Coil GSM1900_Voice (speech codec / handset low) _Ch512(Z)

Communication System: UID 0, General GSM (0); Frequency: 1850.2 MHz;Duty Cycle: 1:8.3
Medium: Air Medium parameters used: $\sigma = 0$ S/m, $\varepsilon_r = 1$; $\rho = 0$ kg/m^3
Ambient Temperature：23.4 ℃

DASY5 Configuration:
- Probe: AM1DV3 - 3067; ; Calibrated: 2014.02.27
- Sensor-Surface: 0mm (Fix Surface)
- Electronics: DAE4 Sn1358; Calibrated: 2014.04.30
- Phantom: HAC Test Arch with AMCC; Type: SD HAC P01 BA;
- Measurement SW: DASY52, Version 52.8 (7); SEMCAD X Version 14.6.10 (7164)

Ch512/z (axial) 4.2mm 50 x 50/ABM SNR(x,y,z) (13x13x1): Measurement grid: dx=10mm, dy=10mm
ABM1/ABM2 = 26.79 dB
ABM1 comp = -6.29 dBA/m
Location: 0, 4.2, 3.7 mm

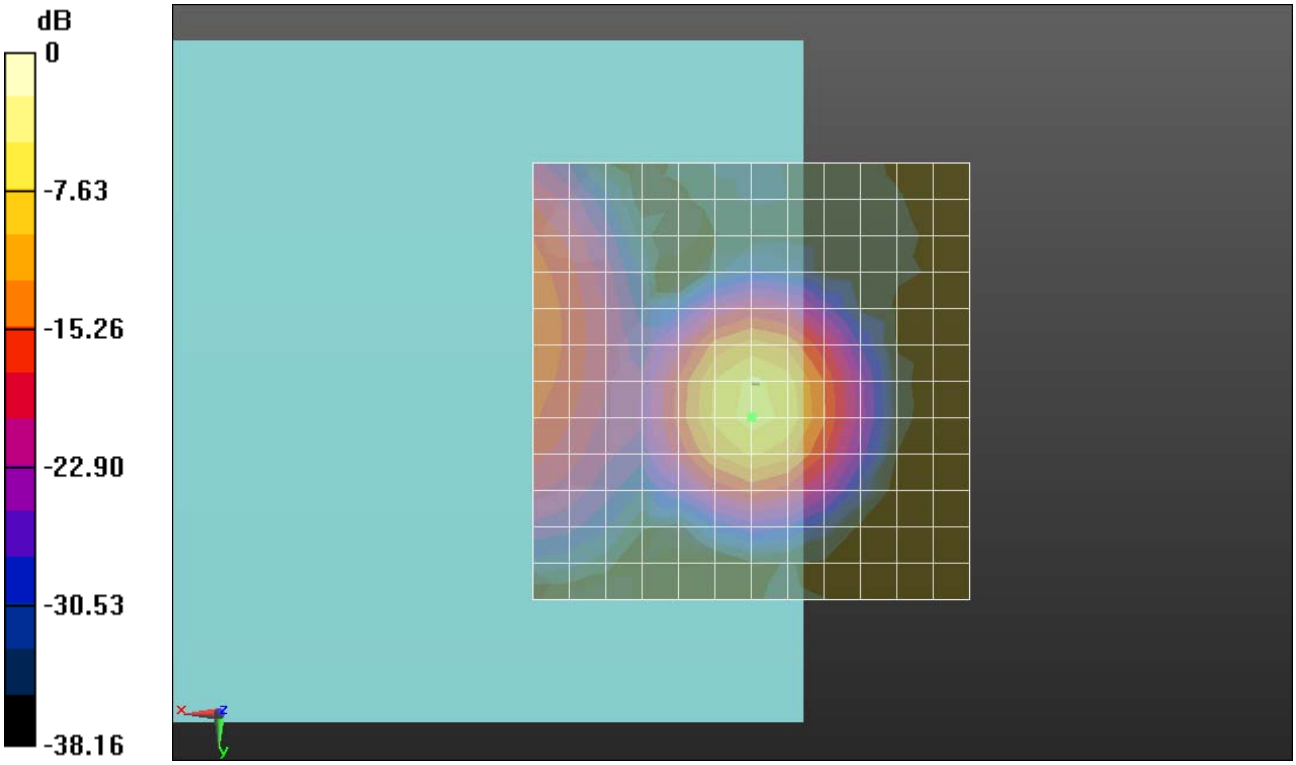

0 dB = 1.000 A/m = 0.00 dBA/m

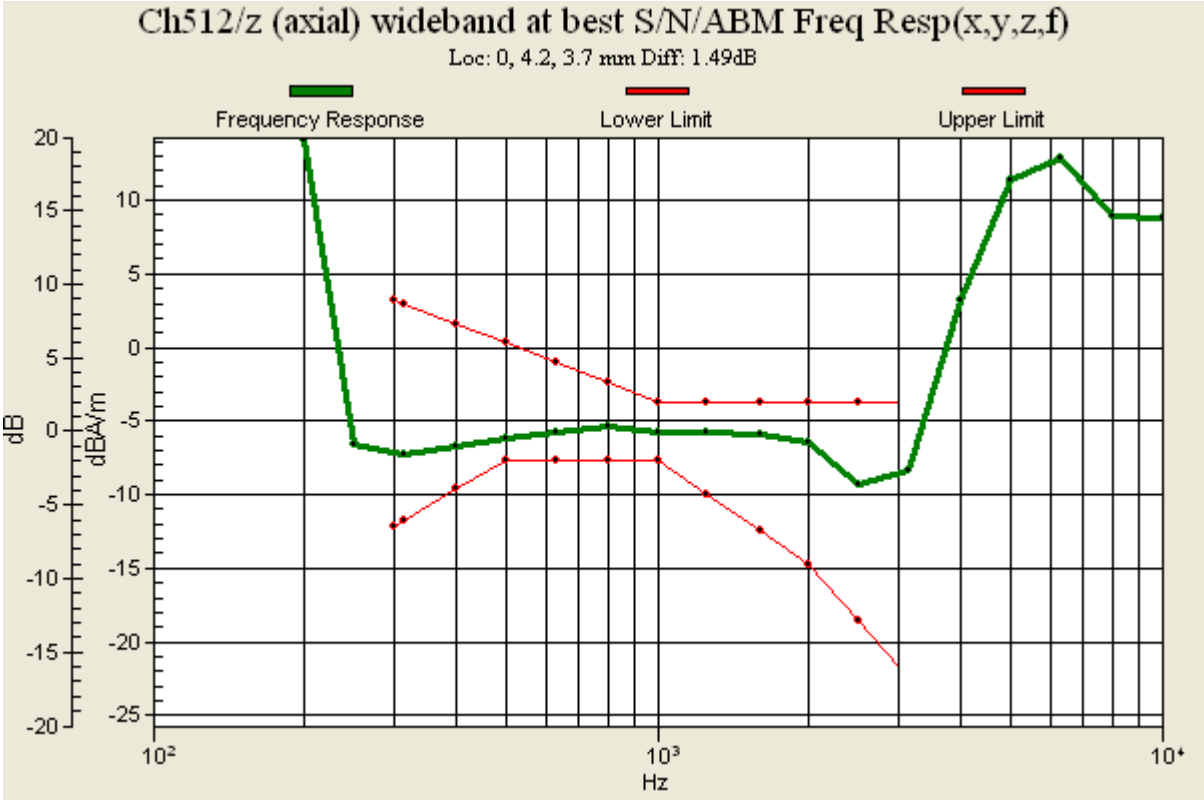
Ch512/z (axial) wideband at best S/N/ABM Freq Resp(x,y,z,f)
Loc: 0, 4.2, 3.7 mm Diff: 1.49dB
Frequency Response
Lower Limit
Upper Limit
dB
dBA/m
Hz

04 HAC T-Coil GSM1900_Voice (speech codec / handset low) _Ch512(Y)

Communication System: UID 0, General GSM (0); Frequency: 1850.2 MHz;Duty Cycle: 1:8.3
Medium: Air Medium parameters used: $\sigma = 0$ S/m, $\varepsilon_r = 1$; $\rho = 0$ kg/m^3
Ambient Temperature：23.4 ℃

DASY5 Configuration:
- Probe: AM1DV3 - 3067; ; Calibrated: 2014.02.27
- Sensor-Surface: 0mm (Fix Surface)
- Electronics: DAE4 Sn1358; Calibrated: 2014.04.30
- Phantom: HAC Test Arch with AMCC; Type: SD HAC P01 BA;
- Measurement SW: DASY52, Version 52.8 (7); SEMCAD X Version 14.6.10 (7164)

Ch512/y (transversal) 4.2mm 50 x 50/ABM SNR(x,y,z) (13x13x1): Measurement grid: dx=10mm, dy=10mm
ABM1/ABM2 = 25.17 dB
ABM1 comp = -17.51 dBA/m
Location: 0, 0, 3.7 mm

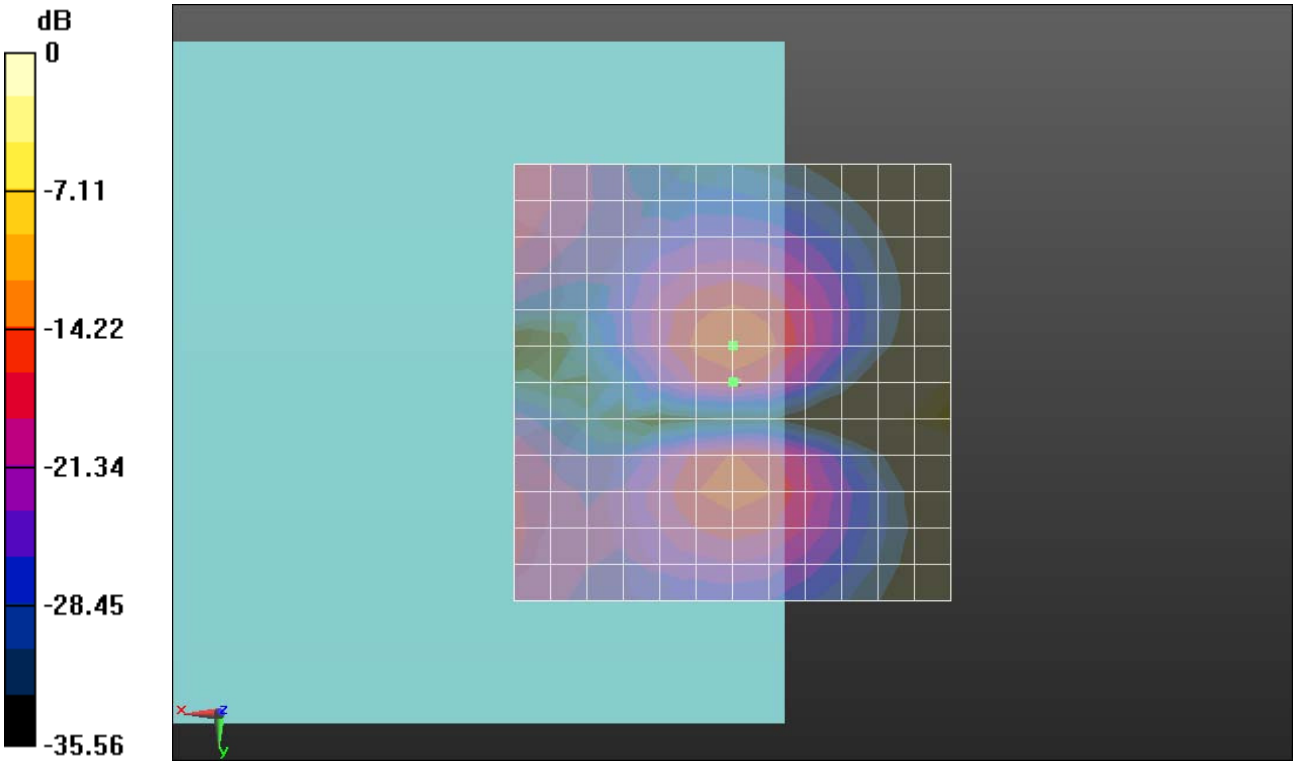

0 dB = 1.000 A/m = 0.00 dBA/m

Test Laboratory: Sporton International Inc. SAR/HAC Testing Lab Date: 2014.06.09

05 HAC T-Coil GSM1900_Voice (speech codec / handset low) _Ch661(Z)

Communication System: UID 0, General GSM (0); Frequency: 1880 MHz;Duty Cycle: 1:8.3
Medium: Air Medium parameters used: $\sigma = 0$ S/m, $\varepsilon_r = 1$; $\rho = 0$ kg/m^3
Ambient Temperature：23.4 ℃

DASY5 Configuration:
- Probe: AM1DV3 - 3067; ; Calibrated: 2014.02.27
- Sensor-Surface: 0mm (Fix Surface)
- Electronics: DAE4 Sn1358; Calibrated: 2014.04.30
- Phantom: HAC Test Arch with AMCC; Type: SD HAC P01 BA;
- Measurement SW: DASY52, Version 52.8 (7); SEMCAD X Version 14.6.10 (7164)

Ch661/z (axial) 4.2mm 50 x 50/ABM SNR(x,y,z) (13x13x1): Measurement grid: dx=10mm, dy=10mm
ABM1/ABM2 = 26.74 dB
ABM1 comp = -6.49 dBA/m
Location: 0, 4.2, 3.7 mm

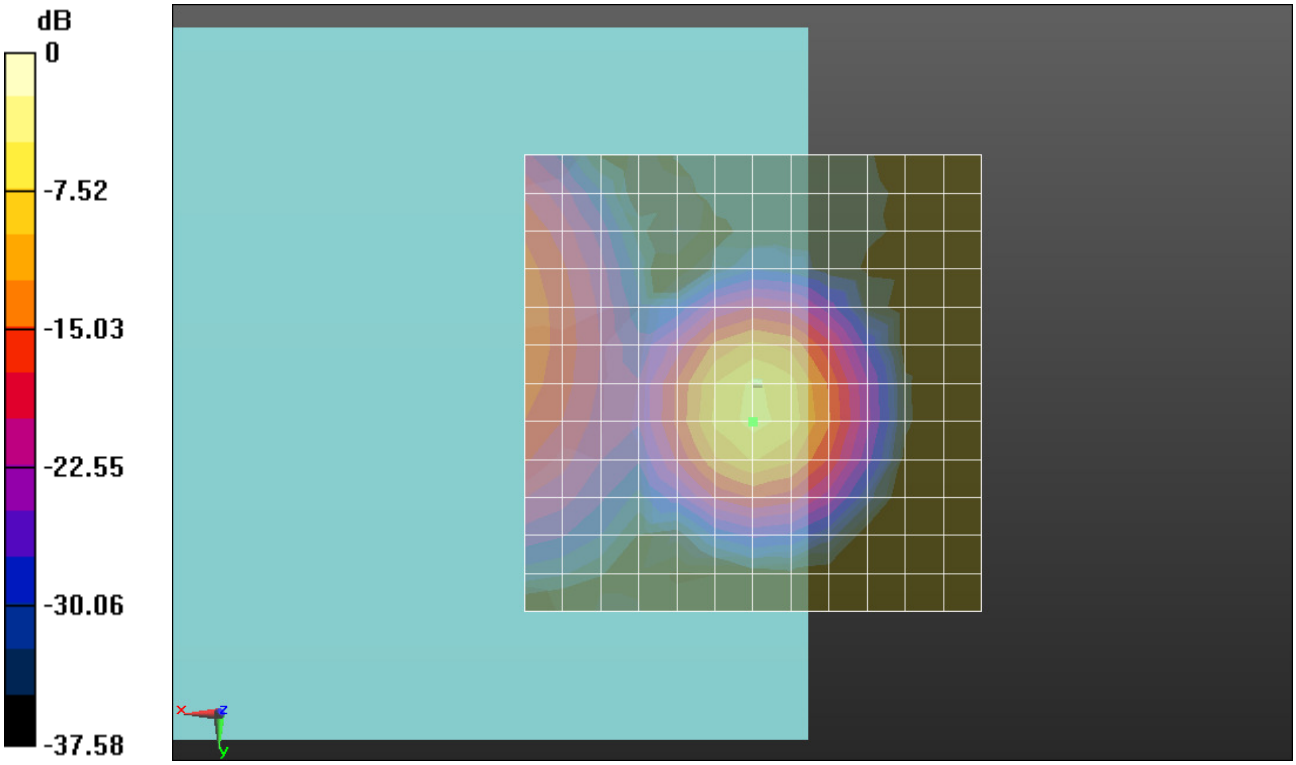

0 dB = 1.000 A/m = 0.00 dBA/m

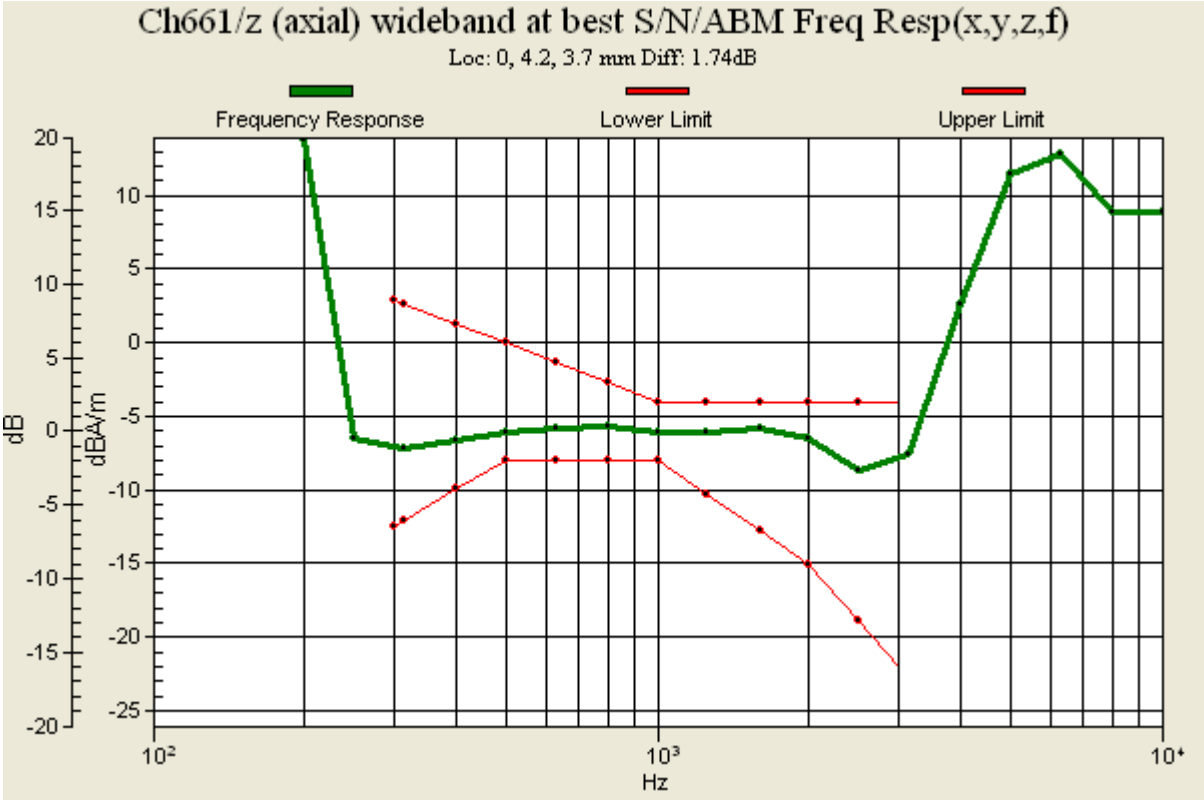
Ch661/z (axial) wideband at best S/N/ABM Freq Resp(x,y,z,f)
Loc: 0, 4.2, 3.7 mm Diff: 1.74dB
Frequency Response
Lower Limit
Upper Limit
dB
dBA/m
Hz

Test Laboratory: Sporton International Inc. SAR/HAC Testing Lab Date: 2014.06.09

05 HAC T-Coil GSM1900_Voice (speech codec / handset low) _Ch661(Y)

Communication System: UID 0, General GSM (0); Frequency: 1880 MHz;Duty Cycle: 1:8.3
Medium: Air Medium parameters used: $\sigma = 0$ S/m, $\varepsilon_r = 1$; $\rho = 0$ kg/m^3
Ambient Temperature：23.4 ℃

DASY5 Configuration:
- Probe: AM1DV3 - 3067; ; Calibrated: 2014.02.27
- Sensor-Surface: 0mm (Fix Surface)
- Electronics: DAE4 Sn1358; Calibrated: 2014.04.30
- Phantom: HAC Test Arch with AMCC; Type: SD HAC P01 BA;
- Measurement SW: DASY52, Version 52.8 (7); SEMCAD X Version 14.6.10 (7164)

Ch661/y (transversal) 4.2mm 50 x 50/ABM SNR(x,y,z) (13x13x1): Measurement grid: dx=10mm, dy=10mm
ABM1/ABM2 = 24.32 dB
ABM1 comp = -17.49 dBA/m
Location: 0, 0, 3.7 mm

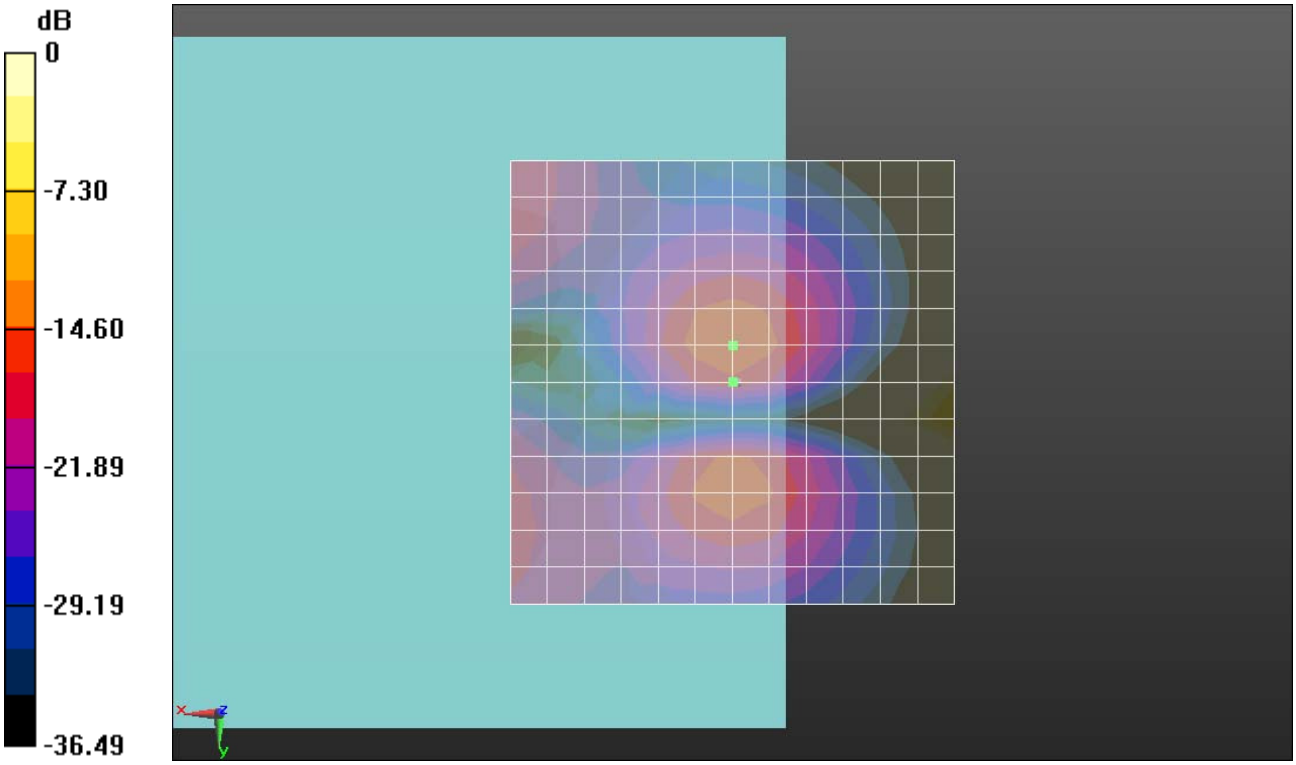

0 dB = 1.000 A/m = 0.00 dBA/m

Test Laboratory: Sporton International Inc. SAR/HAC Testing Lab Date: 2014.06.09

06 HAC T-Coil GSM1900_Voice (speech codec / handset low) _Ch810(Z)

Communication System: UID 0, General GSM (0); Frequency: 1909.8 MHz;Duty Cycle: 1:8.3
Medium: Air Medium parameters used: $\sigma = 0$ S/m, $\varepsilon_r = 1$; $\rho = 0$ kg/m^3
Ambient Temperature：23.4 ℃

DASY5 Configuration:
- Probe: AM1DV3 - 3067; ; Calibrated: 2014.02.27
- Sensor-Surface: 0mm (Fix Surface)
- Electronics: DAE4 Sn1358; Calibrated: 2014.04.30
- Phantom: HAC Test Arch with AMCC; Type: SD HAC P01 BA;
- Measurement SW: DASY52, Version 52.8 (7); SEMCAD X Version 14.6.10 (7164)

Ch810/z (axial) 4.2mm 50 x 50/ABM SNR(x,y,z) (13x13x1): Measurement grid: dx=10mm, dy=10mm
ABM1/ABM2 = 26.98 dB
ABM1 comp = -6.49 dBA/m
Location: 0, 4.2, 3.7 mm

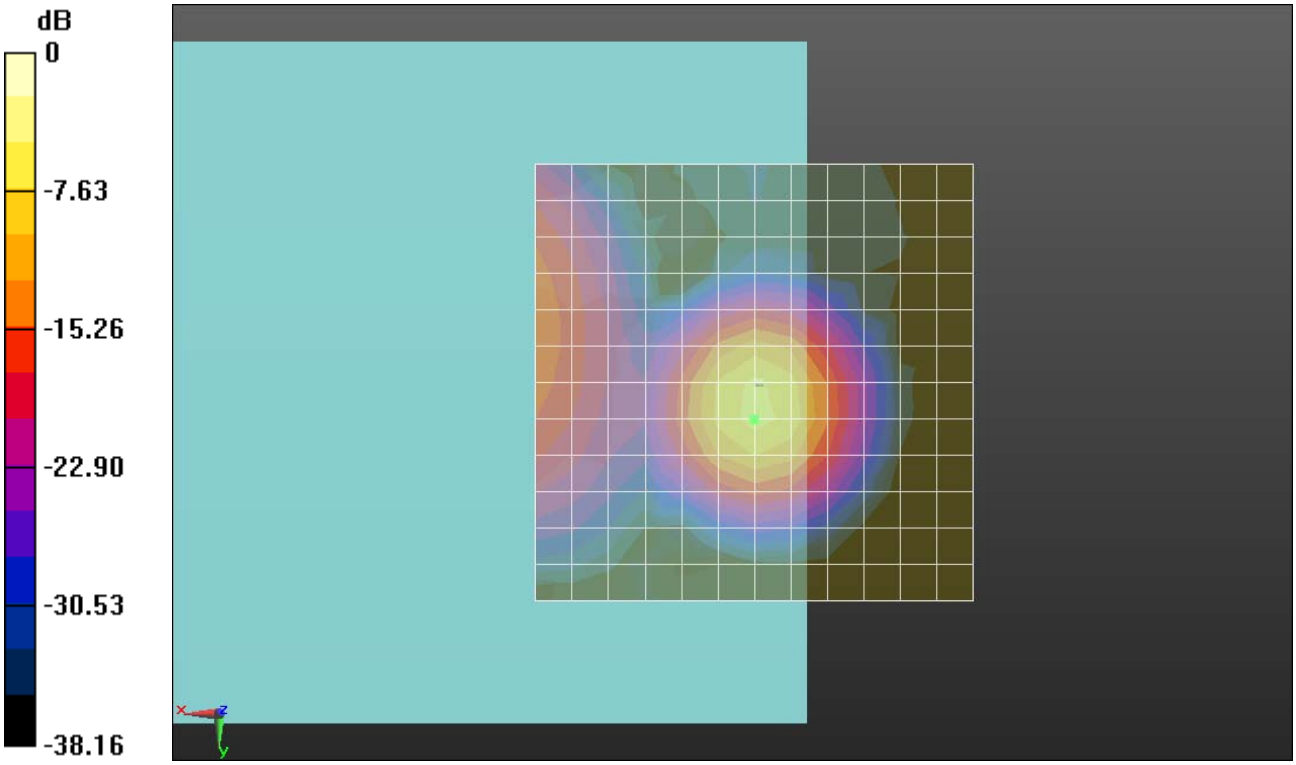

0 dB = 1.000 A/m = 0.00 dBA/m

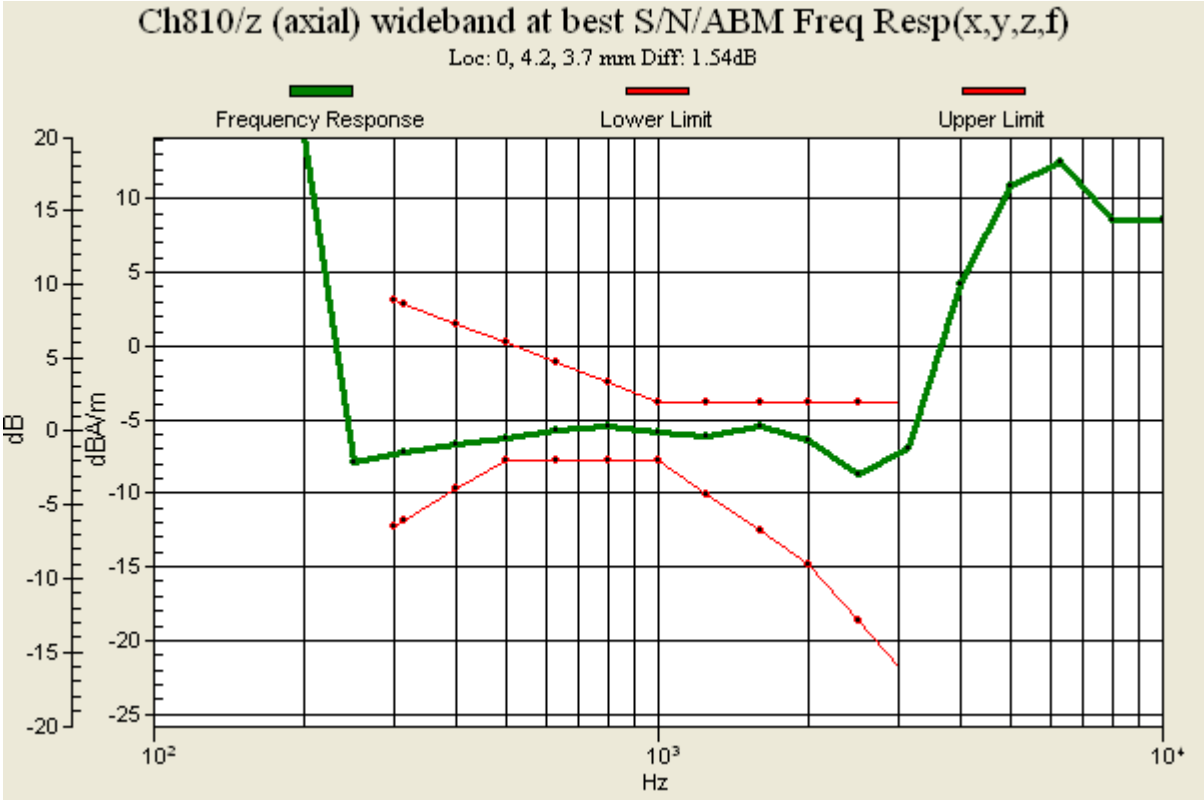
Ch810/z (axial) wideband at best S/N/ABM Freq Resp(x,y,z,f)
Loc: 0, 4.2, 3.7 mm Diff: 1.54dB
Frequency Response
Lower Limit
Upper Limit
dB
dBA/m
Hz

Test Laboratory: Sporton International Inc. SAR/HAC Testing Lab Date: 2014.06.09

06 HAC T-Coil GSM1900_Voice (speech codec / handset low) _Ch810(Y)

Communication System: UID 0, General GSM (0); Frequency: 1909.8 MHz;Duty Cycle: 1:8.3
Medium: Air Medium parameters used: $\sigma = 0$ S/m, $\varepsilon_r = 1$; $\rho = 0$ kg/m^3
Ambient Temperature：23.4 ℃

DASY5 Configuration:
- Probe: AM1DV3 - 3067; ; Calibrated: 2014.02.27
- Sensor-Surface: 0mm (Fix Surface)
- Electronics: DAE4 Sn1358; Calibrated: 2014.04.30
- Phantom: HAC Test Arch with AMCC; Type: SD HAC P01 BA;
- Measurement SW: DASY52, Version 52.8 (7); SEMCAD X Version 14.6.10 (7164)

Ch810/y (transversal) 4.2mm 50 x 50/ABM SNR(x,y,z) (13x13x1): Measurement grid: dx=10mm, dy=10mm
ABM1/ABM2 = 25.20 dB
ABM1 comp = -17.40 dBA/m
Location: 0, 0, 3.7 mm

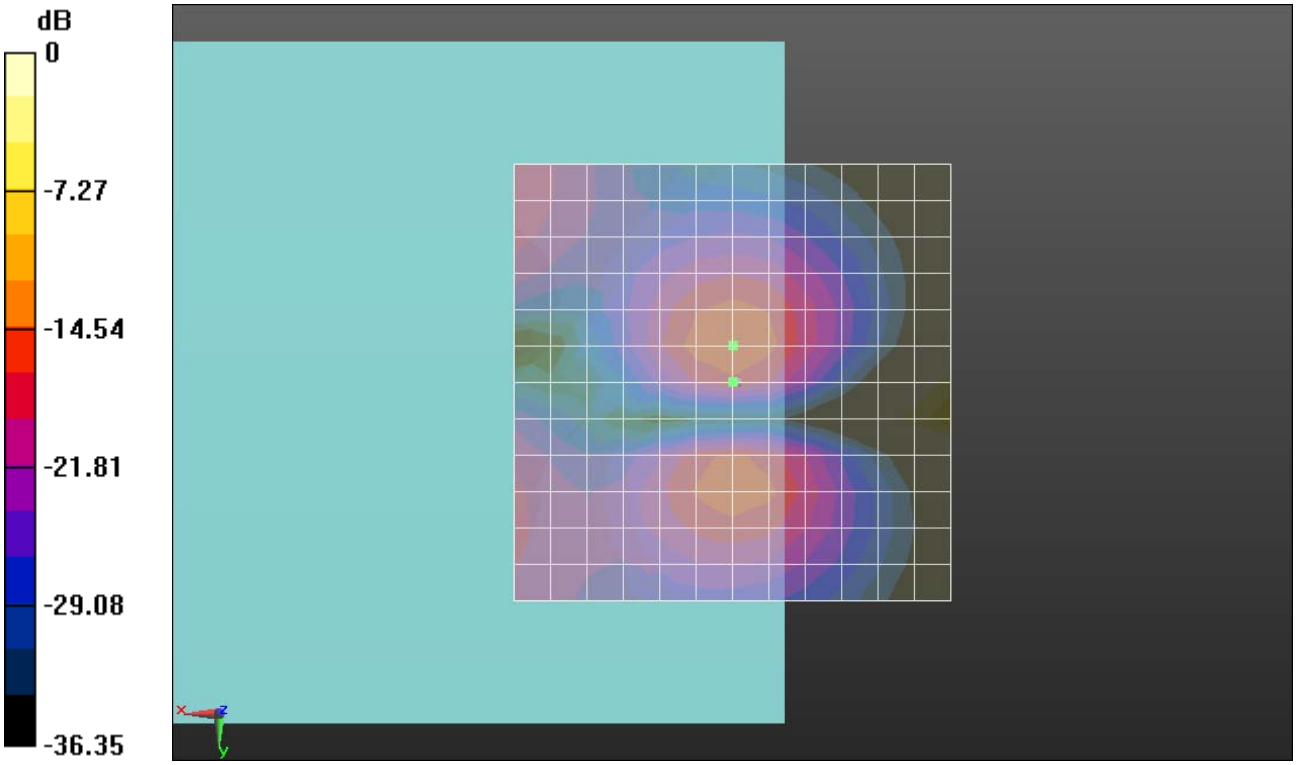

0 dB = 1.000 A/m = 0.00 dBA/m

07 HAC T-Coil WCDMA Band V_Voice (speech codec low)_Ch4132(Z)

Communication System: UID 0, UMTS (0); Frequency: 826.4 MHz;Duty Cycle: 1:1
Medium: Air Medium parameters used: $\sigma = 0$ S/m, $\varepsilon_r = 1$; $\rho = 0$ kg/m^3
Ambient Temperature：23.4 ℃

DASY5 Configuration:
- Probe: AM1DV3 - 3067; ; Calibrated: 2014.02.27
- Sensor-Surface: 0mm (Fix Surface)
- Electronics: DAE4 Sn1358; Calibrated: 2014.04.30
- Phantom: HAC Test Arch with AMCC; Type: SD HAC P01 BA;
- Measurement SW: DASY52, Version 52.8 (7); SEMCAD X Version 14.6.10 (7164)

Ch4132/z (axial) 4.2mm 50 x 50/ABM SNR(x,y,z) (13x13x1): Measurement grid: dx=10mm, dy=10mm
ABM1/ABM2 = 33.33 dB
ABM1 comp = -6.04 dBA/m
Location: 0, 0, 3.7 mm



0 dB = 1.000 A/m = 0.00 dBA/m

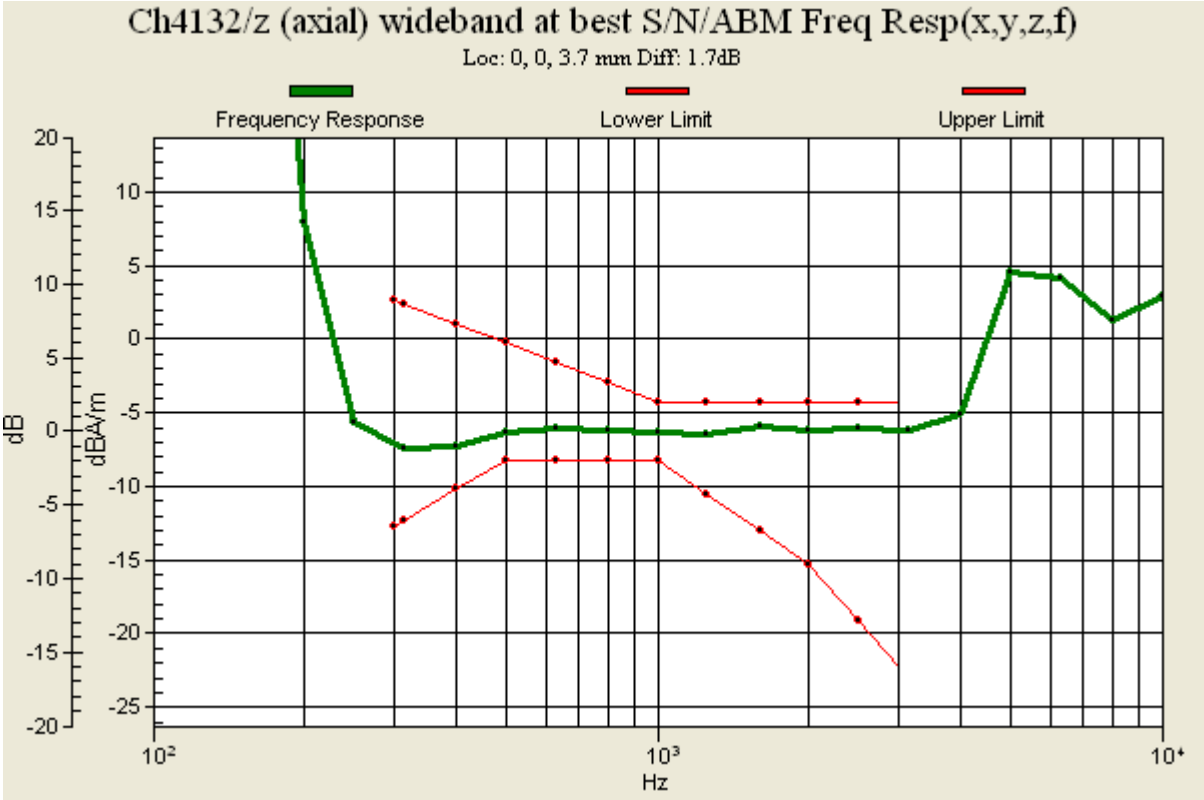
Ch4132/z (axial) wideband at best S/N/ABM Freq Resp(x,y,z,f)
Loc: 0, 0, 3.7 mm Diff: 1.7dB
Frequency Response
Lower Limit
Upper Limit
dB
dBA/m
Hz

07 HAC T-Coil WCDMA Band V_Voice (speech codec low)_Ch4132(Y)

Communication System: UID 0, UMTS (0); Frequency: 826.4 MHz;Duty Cycle: 1:1
Medium: Air Medium parameters used: $\sigma = 0$ S/m, $\varepsilon_r = 1$; $\rho = 0$ kg/m^3
Ambient Temperature：23.4 ℃

DASY5 Configuration:
- Probe: AM1DV3 - 3067; ; Calibrated: 2014.02.27
- Sensor-Surface: 0mm (Fix Surface)
- Electronics: DAE4 Sn1358; Calibrated: 2014.04.30
- Phantom: HAC Test Arch with AMCC; Type: SD HAC P01 BA;
- Measurement SW: DASY52, Version 52.8 (7); SEMCAD X Version 14.6.10 (7164)

Ch4132/y (transversal) 4.2mm 50 x 50/ABM SNR(x,y,z) (13x13x1): Measurement grid: dx=10mm, dy=10mm
ABM1/ABM2 = 28.59 dB
ABM1 comp = -14.11 dBA/m
Location: 0, -4.2, 3.7 mm

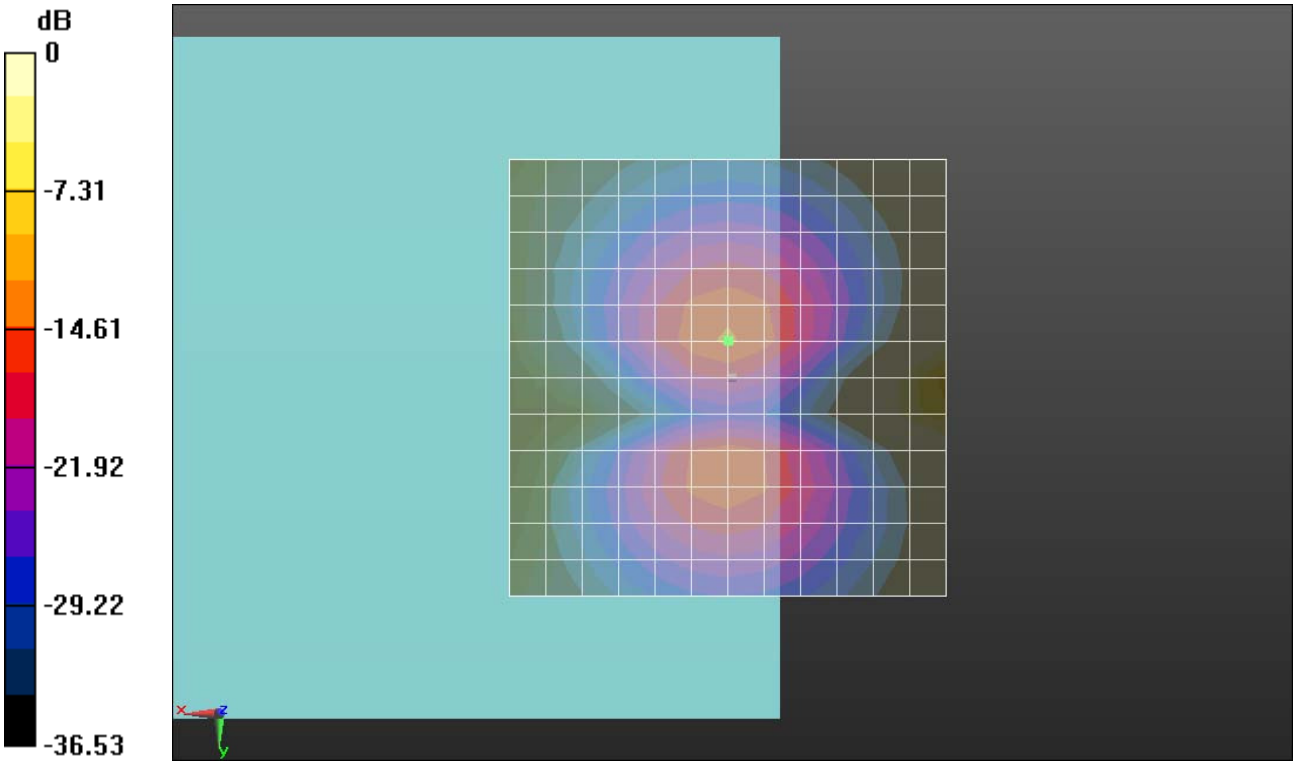

0 dB = 1.000 A/m = 0.00 dBA/m

08 HAC T-Coil WCDMA Band V_Voice (speech codec low)_Ch4182(Z)

Communication System: UID 0, UMTS (0); Frequency: 836.4 MHz;Duty Cycle: 1:1
Medium: Air Medium parameters used: $\sigma = 0$ S/m, $\varepsilon_r = 1$; $\rho = 0$ kg/m^3
Ambient Temperature：23.4 ℃

DASY5 Configuration:
- Probe: AM1DV3 - 3067; ; Calibrated: 2014.02.27
- Sensor-Surface: 0mm (Fix Surface)
- Electronics: DAE4 Sn1358; Calibrated: 2014.04.30
- Phantom: HAC Test Arch with AMCC; Type: SD HAC P01 BA;
- Measurement SW: DASY52, Version 52.8 (7); SEMCAD X Version 14.6.10 (7164)

Ch4182/z (axial) 4.2mm 50 x 50/ABM SNR(x,y,z) (13x13x1): Measurement grid: dx=10mm, dy=10mm
ABM1/ABM2 = 32.65 dB
ABM1 comp = -6.14 dBA/m
Location: 0, 0, 3.7 mm



0 dB = 1.000 A/m = 0.00 dBA/m

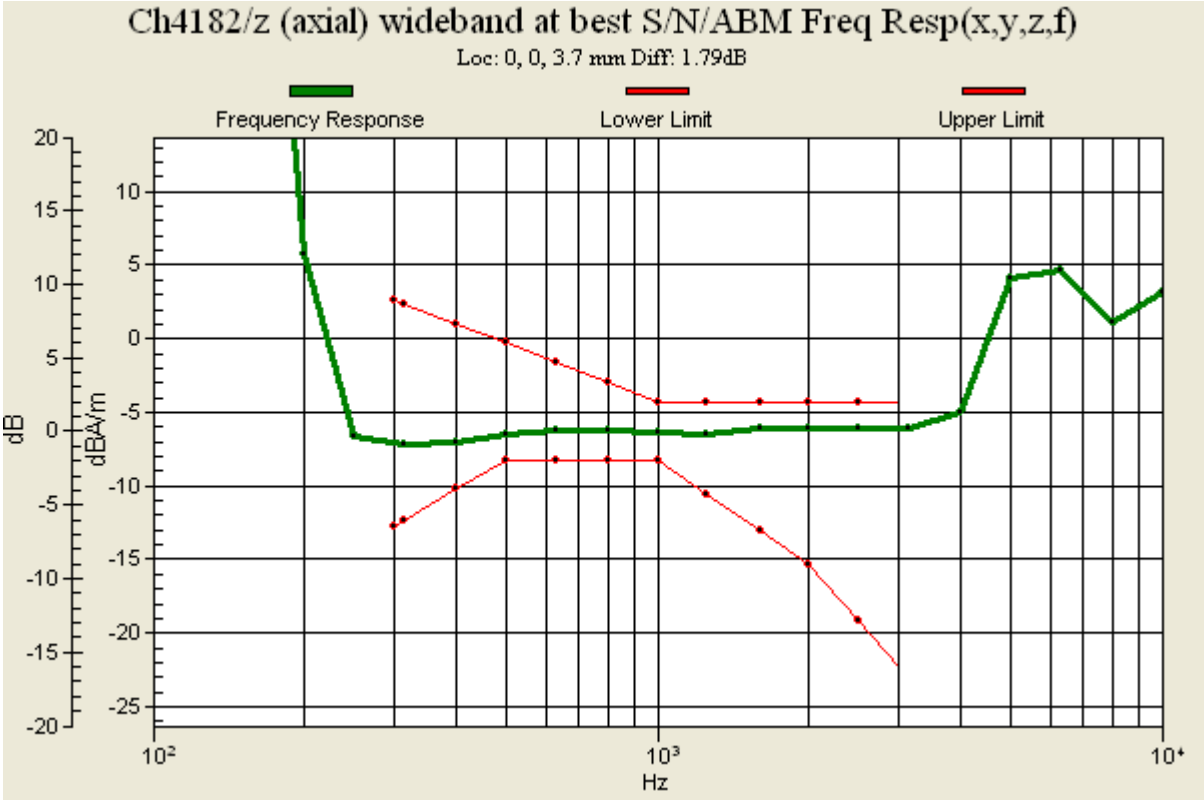
Ch4182/z (axial) wideband at best S/N/ABM Freq Resp(x,y,z,f)
Loc: 0, 0, 3.7 mm Diff: 1.79dB
Frequency Response
Lower Limit
Upper Limit
dB
dBA/m
Hz

Test Laboratory: Sporton International Inc. SAR/HAC Testing Lab Date: 2014.06.09

08 HAC T-Coil WCDMA Band V_Voice (speech codec low)_Ch4182(Y)

Communication System: UID 0, UMTS (0); Frequency: 836.4 MHz;Duty Cycle: 1:1
Medium: Air Medium parameters used: $\sigma = 0$ S/m, $\varepsilon_r = 1$; $\rho = 0$ kg/m^3
Ambient Temperature：23.4 ℃

DASY5 Configuration:
- Probe: AM1DV3 - 3067; ; Calibrated: 2014.02.27
- Sensor-Surface: 0mm (Fix Surface)
- Electronics: DAE4 Sn1358; Calibrated: 2014.04.30
- Phantom: HAC Test Arch with AMCC; Type: SD HAC P01 BA;
- Measurement SW: DASY52, Version 52.8 (7); SEMCAD X Version 14.6.10 (7164)

Ch4182/y (transversal) 4.2mm 50 x 50/ABM SNR(x,y,z) (13x13x1): Measurement grid: dx=10mm, dy=10mm
ABM1/ABM2 = 28.75 dB
ABM1 comp = -14.09 dBA/m
Location: 0, -4.2, 3.7 mm

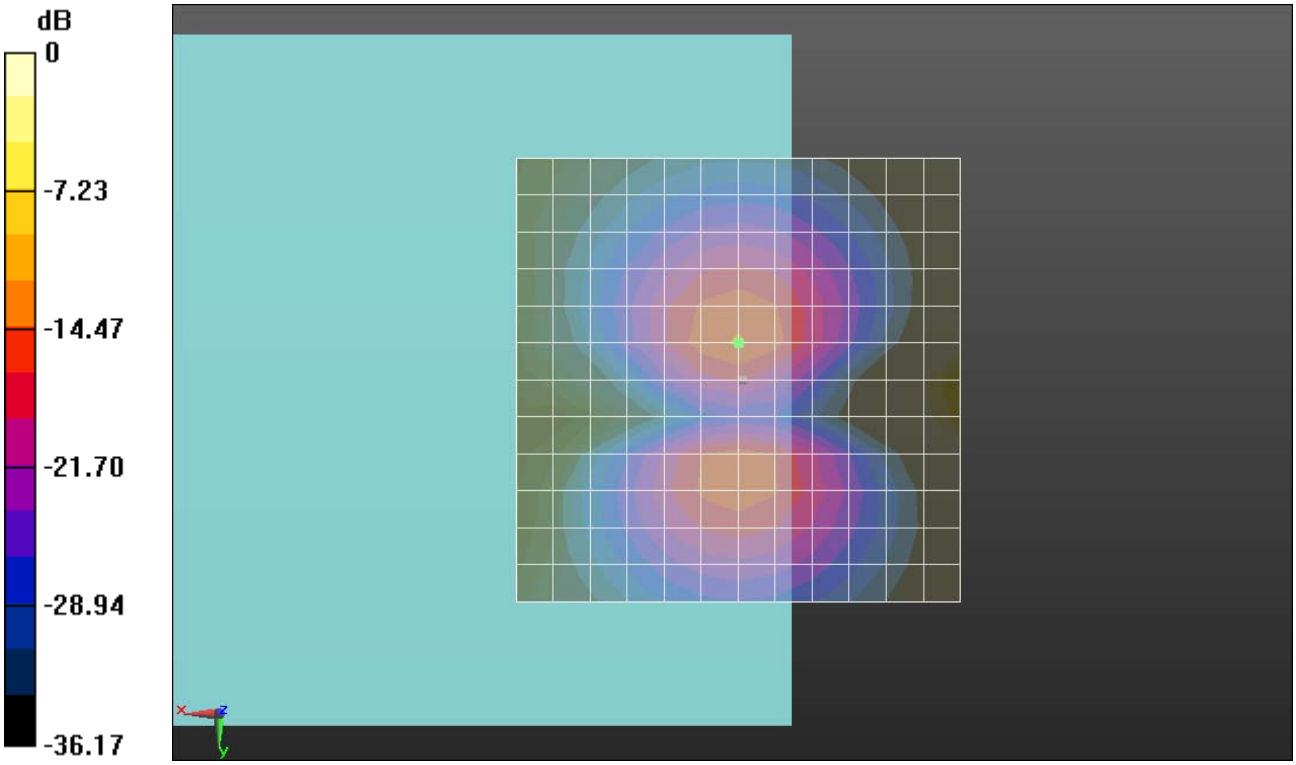

0 dB = 1.000 A/m = 0.00 dBA/m

09 HAC T-Coil WCDMA Band V_Voice (speech codec low)_Ch4233(Z)

Communication System: UID 0, UMTS (0); Frequency: 846.6 MHz;Duty Cycle: 1:1
Medium: Air Medium parameters used: $\sigma = 0$ S/m, $\varepsilon_r = 1$; $\rho = 0$ kg/m^3
Ambient Temperature：23.4 ℃

DASY5 Configuration:
- Probe: AM1DV3 - 3067; ; Calibrated: 2014.02.27
- Sensor-Surface: 0mm (Fix Surface)
- Electronics: DAE4 Sn1358; Calibrated: 2014.04.30
- Phantom: HAC Test Arch with AMCC; Type: SD HAC P01 BA;
- Measurement SW: DASY52, Version 52.8 (7); SEMCAD X Version 14.6.10 (7164)

Ch4233/z (axial) 4.2mm 50 x 50/ABM SNR(x,y,z) (13x13x1): Measurement grid: dx=10mm, dy=10mm
ABM1/ABM2 = 33.04 dB
ABM1 comp = -6.08 dBA/m
Location: 0, 0, 3.7 mm

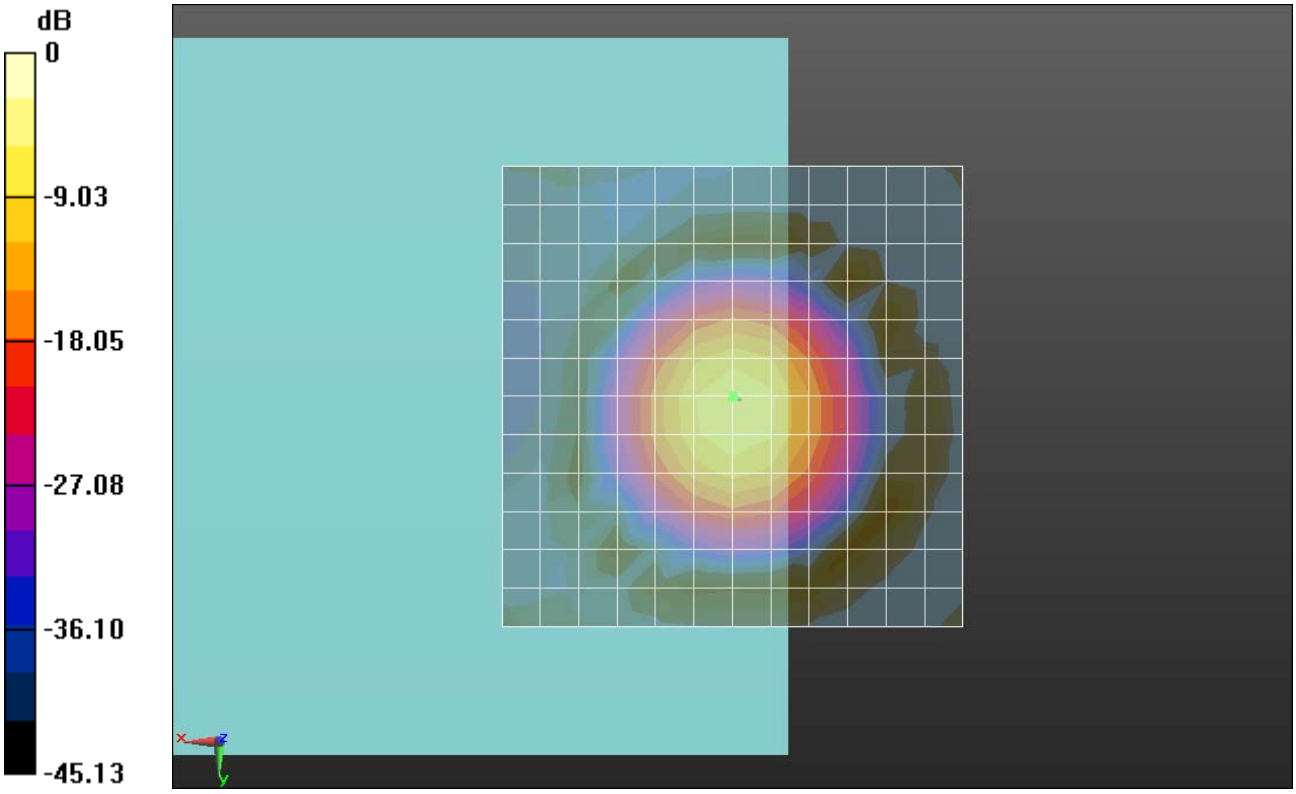

0 dB = 1.000 A/m = 0.00 dBA/m

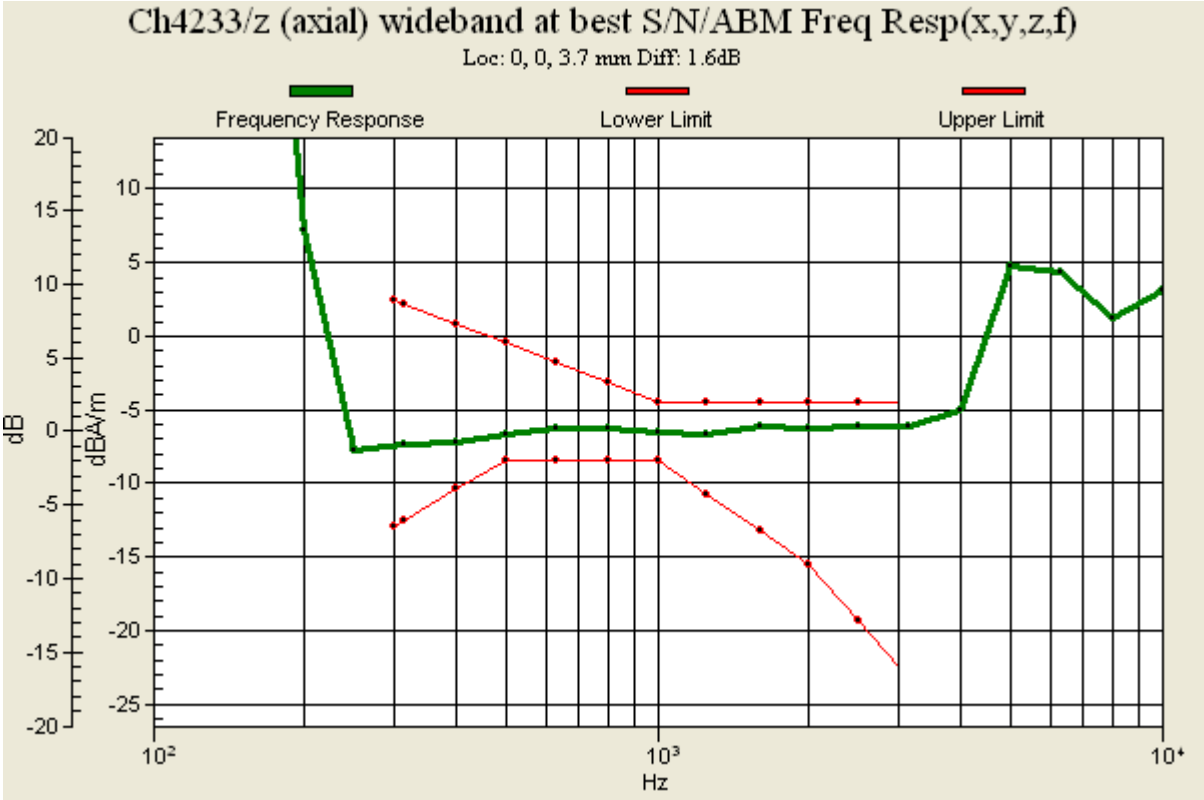
Ch4233/z (axial) wideband at best S/N/ABM Freq Resp(x,y,z,f)
Loc: 0, 0, 3.7 mm Diff: 1.6dB
Frequency Response
Lower Limit
Upper Limit
dB
dBA/m
Hz

Test Laboratory: Sporton International Inc. SAR/HAC Testing Lab Date: 2014.06.09

09 HAC T-Coil WCDMA Band V_Voice (speech codec low)_Ch4233(Y)

Communication System: UID 0, UMTS (0); Frequency: 846.6 MHz;Duty Cycle: 1:1
Medium: Air Medium parameters used: $\sigma = 0$ S/m, $\varepsilon_r = 1$; $\rho = 0$ kg/m^3
Ambient Temperature：23.4 ℃

DASY5 Configuration:
- Probe: AM1DV3 - 3067; ; Calibrated: 2014.02.27
- Sensor-Surface: 0mm (Fix Surface)
- Electronics: DAE4 Sn1358; Calibrated: 2014.04.30
- Phantom: HAC Test Arch with AMCC; Type: SD HAC P01 BA;
- Measurement SW: DASY52, Version 52.8 (7); SEMCAD X Version 14.6.10 (7164)

Ch4233/y (transversal) 4.2mm 50 x 50/ABM SNR(x,y,z) (13x13x1): Measurement grid: dx=10mm, dy=10mm
ABM1/ABM2 = 28.34 dB
ABM1 comp = -14.15 dBA/m
Location: 0, -4.2, 3.7 mm

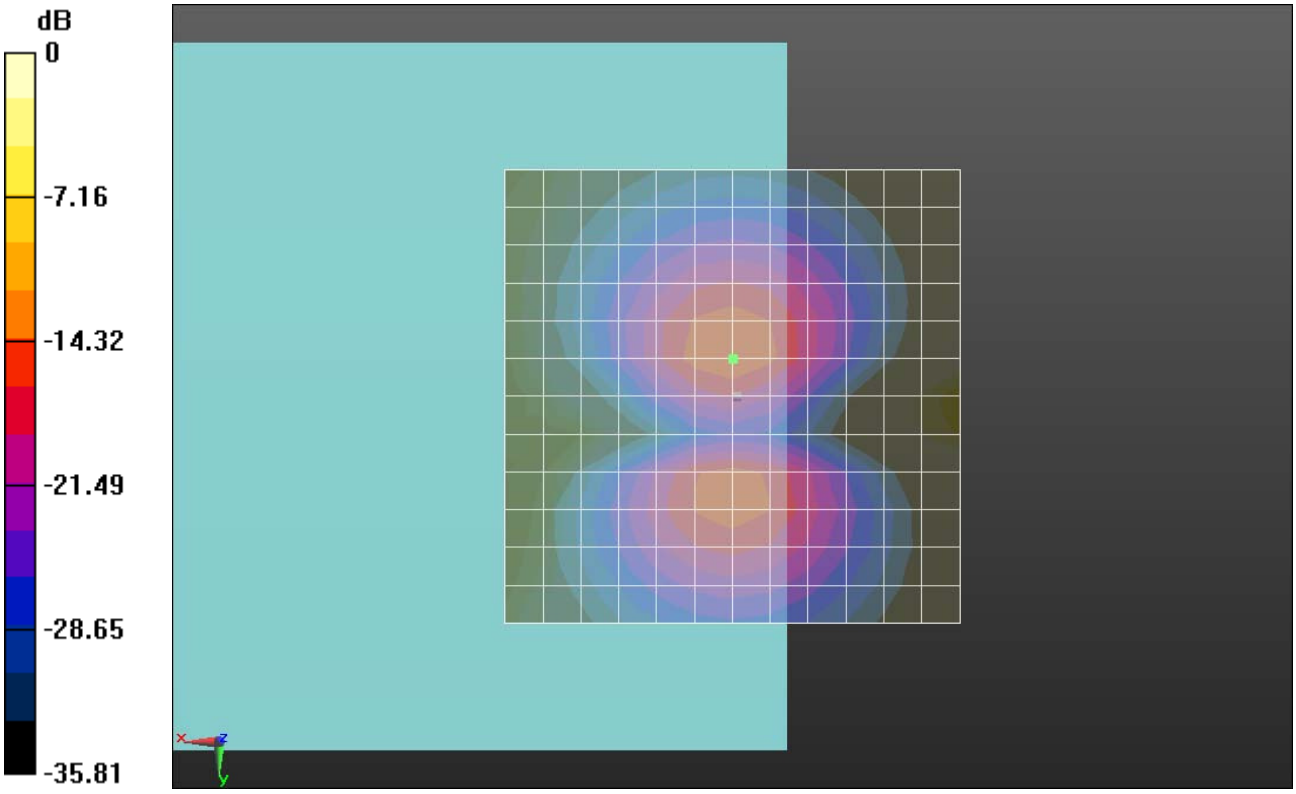

0 dB = 1.000 A/m = 0.00 dBA/m

10 HAC T-Coil WCDMA Band II_Voice (speech codec low)_Ch9262(Z)

Communication System: UID 0, UMTS (0); Frequency: 1852.4 MHz;Duty Cycle: 1:1
Medium: Air Medium parameters used: $\sigma = 0$ S/m, $\varepsilon_r = 1$; $\rho = 0$ kg/m^3
Ambient Temperature：23.4 ℃

DASY5 Configuration:
- Probe: AM1DV3 - 3067; ; Calibrated: 2014.02.27
- Sensor-Surface: 0mm (Fix Surface)
- Electronics: DAE4 Sn1358; Calibrated: 2014.04.30
- Phantom: HAC Test Arch with AMCC; Type: SD HAC P01 BA;
- Measurement SW: DASY52, Version 52.8 (7); SEMCAD X Version 14.6.10 (7164)

Ch9262/z (axial) 4.2mm 50 x 50/ABM SNR(x,y,z) (13x13x1): Measurement grid: dx=10mm, dy=10mm
ABM1/ABM2 = 35.00 dB
ABM1 comp = -6.11 dBA/m
Location: 0, 4.2, 3.7 mm

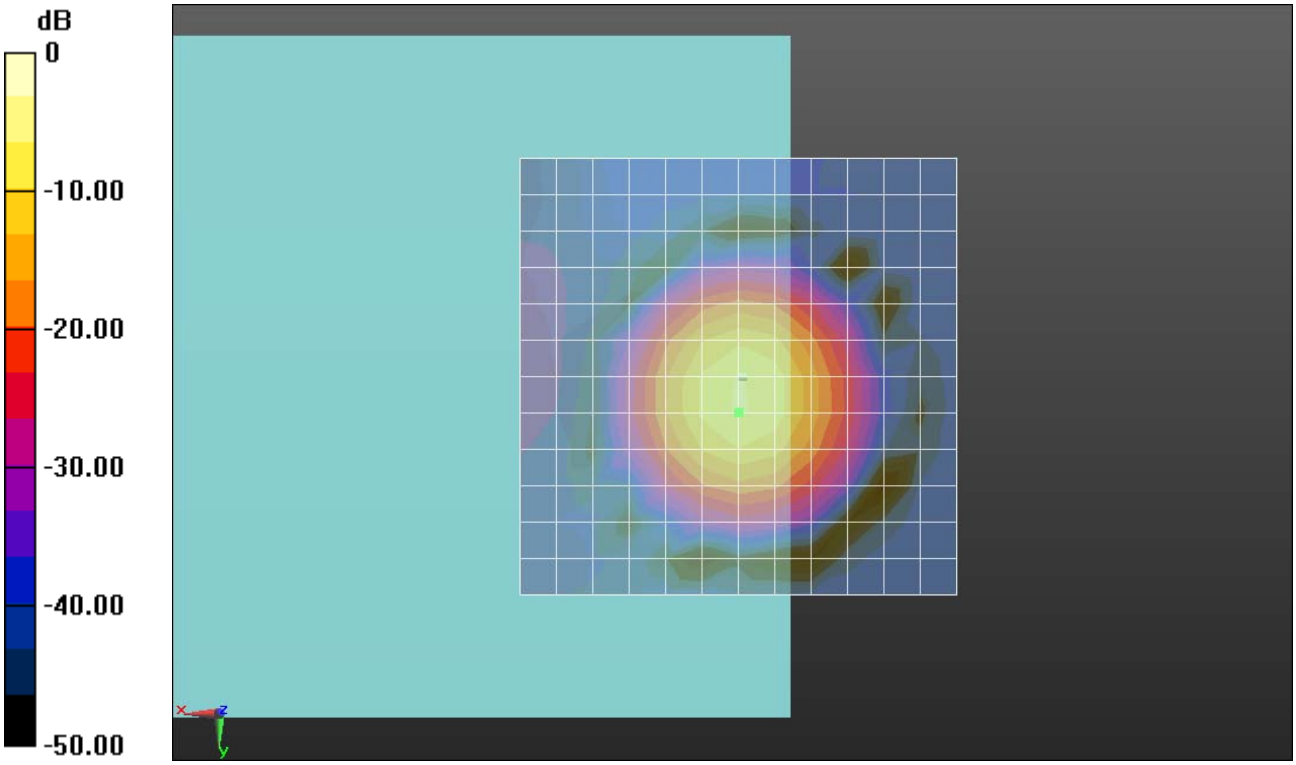

0 dB = 1.000 A/m = 0.00 dBA/m

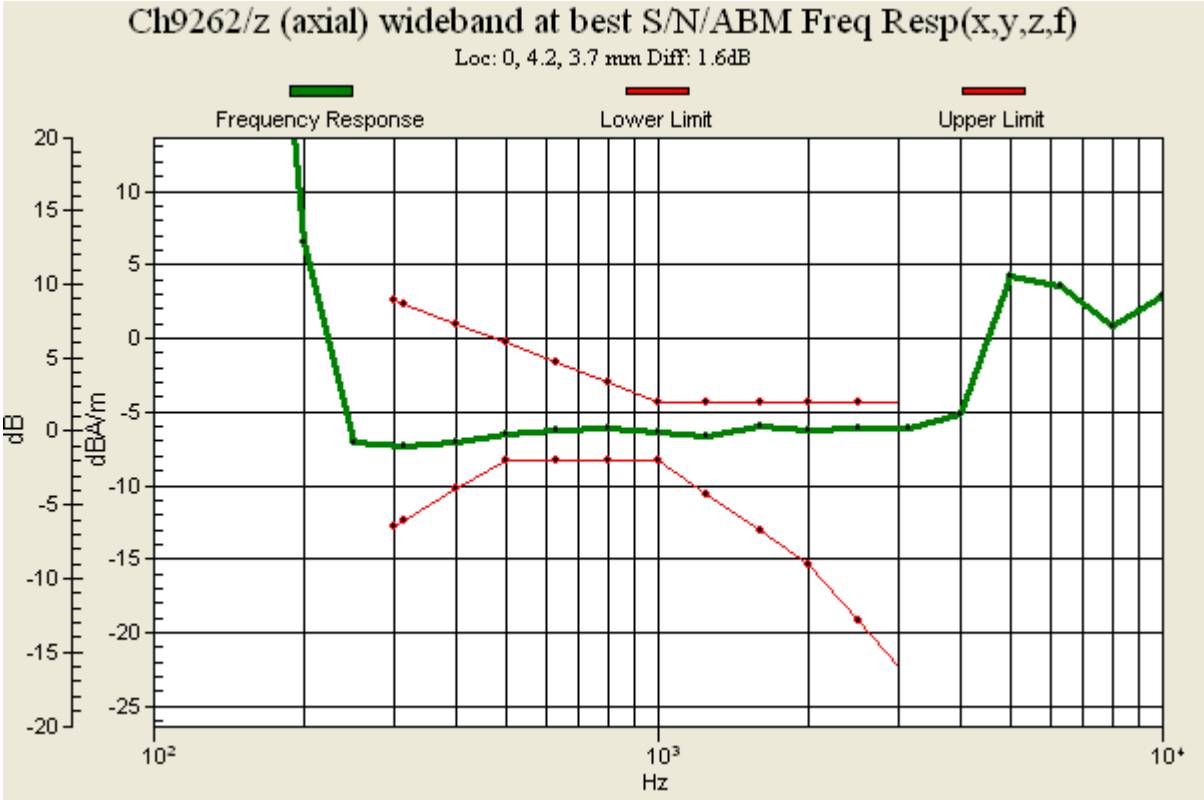
Ch9262/z (axial) wideband at best S/N/ABM Freq Resp(x,y,z,f)
Loc: 0, 4.2, 3.7 mm Diff: 1.6dB
Frequency Response
Lower Limit
Upper Limit
dB
dBA/m
Hz

Test Laboratory: Sporton International Inc. SAR/HAC Testing Lab Date: 2014.06.09

10 HAC T-Coil WCDMA Band II_Voice (speech codec low)_Ch9262(Y)

Communication System: UID 0, UMTS (0); Frequency: 1852.4 MHz;Duty Cycle: 1:1
Medium: Air Medium parameters used: $\sigma = 0$ S/m, $\varepsilon_r = 1$; $\rho = 0$ kg/m^3
Ambient Temperature：23.4 ℃

DASY5 Configuration:
- Probe: AM1DV3 - 3067; ; Calibrated: 2014.02.27
- Sensor-Surface: 0mm (Fix Surface)
- Electronics: DAE4 Sn1358; Calibrated: 2014.04.30
- Phantom: HAC Test Arch with AMCC; Type: SD HAC P01 BA;
- Measurement SW: DASY52, Version 52.8 (7); SEMCAD X Version 14.6.10 (7164)

Ch9262/y (transversal) 4.2mm 50 x 50/ABM SNR(x,y,z) (13x13x1): Measurement grid: dx=10mm, dy=10mm
ABM1/ABM2 = 29.72 dB
ABM1 comp = -13.92 dBA/m
Location: 0, -4.2, 3.7 mm

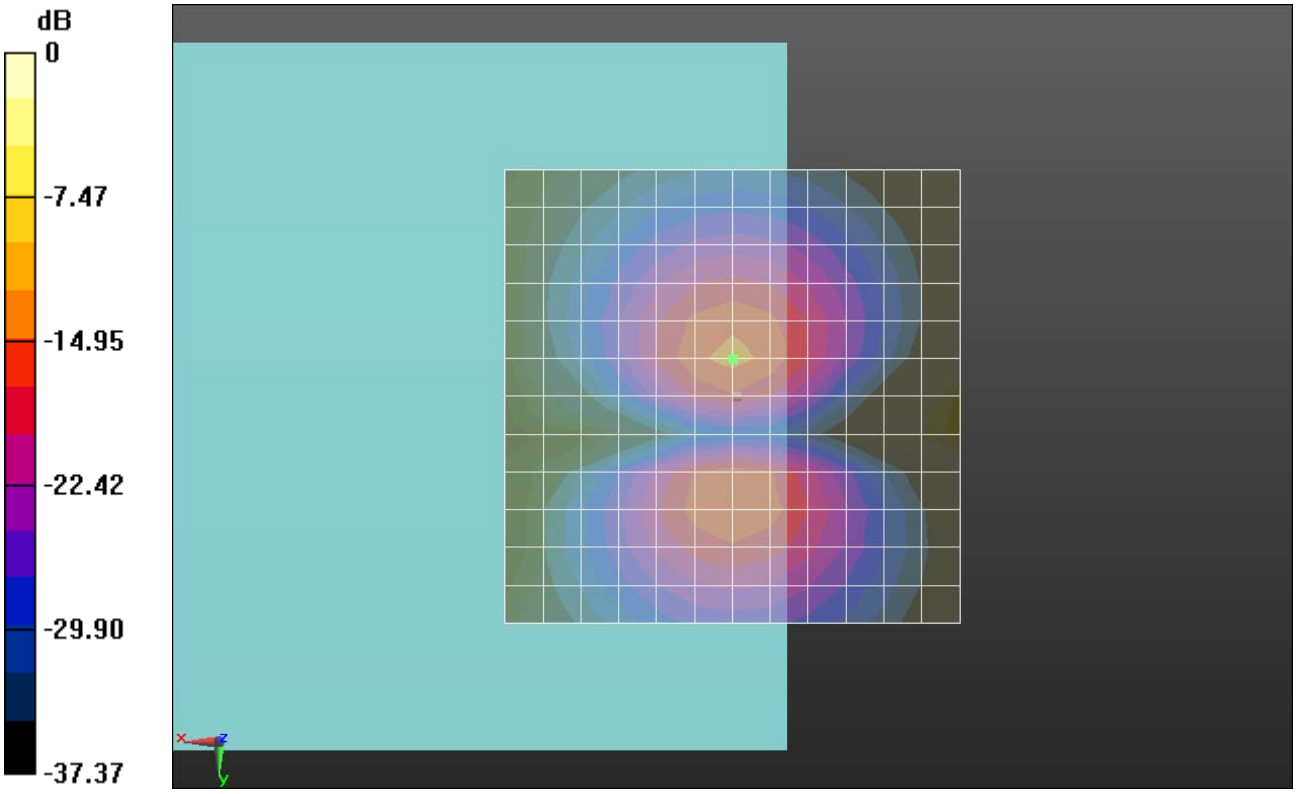

0 dB = 1.000 A/m = 0.00 dBA/m

11 HAC T-Coil WCDMA Band II_Voice (speech codec low)_Ch9400(Z)

Communication System: UID 0, UMTS (0); Frequency: 1880 MHz;Duty Cycle: 1:1
Medium: Air Medium parameters used: $\sigma = 0$ S/m, $\varepsilon_r = 1$; $\rho = 0$ kg/m^3
Ambient Temperature：23.4 ℃

DASY5 Configuration:
- Probe: AM1DV3 - 3067; ; Calibrated: 2014.02.27
- Sensor-Surface: 0mm (Fix Surface)
- Electronics: DAE4 Sn1358; Calibrated: 2014.04.30
- Phantom: HAC Test Arch with AMCC; Type: SD HAC P01 BA;
- Measurement SW: DASY52, Version 52.8 (7); SEMCAD X Version 14.6.10 (7164)

Ch9400/z (axial) 4.2mm 50 x 50/ABM SNR(x,y,z) (13x13x1): Measurement grid: dx=10mm, dy=10mm
ABM1/ABM2 = 34.44 dB
ABM1 comp = -5.36 dBA/m
Location: 0, 0, 3.7 mm



0 dB = 1.000 A/m = 0.00 dBA/m

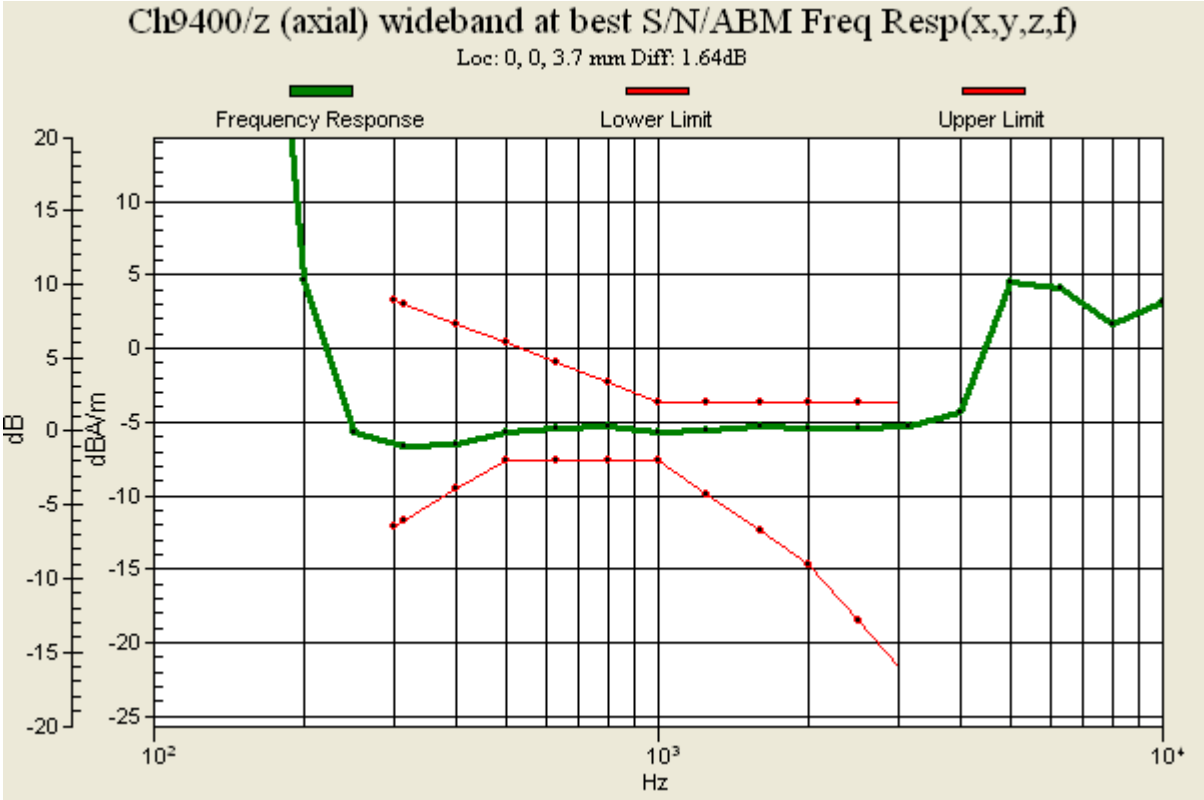
Ch9400/z (axial) wideband at best S/N/ABM Freq Resp(x,y,z,f)
Loc: 0, 0, 3.7 mm Diff: 1.64dB
Frequency Response
Lower Limit
Upper Limit
dB
dBA/m
Hz

11 HAC T-Coil WCDMA Band II_Voice (speech codec low)_Ch9400(Y)

Communication System: UID 0, UMTS (0); Frequency: 1880 MHz;Duty Cycle: 1:1
Medium: Air Medium parameters used: $\sigma = 0$ S/m, $\varepsilon_r = 1$; $\rho = 0$ kg/m^3
Ambient Temperature：23.4 ℃

DASY5 Configuration:
- Probe: AM1DV3 - 3067; ; Calibrated: 2014.02.27
- Sensor-Surface: 0mm (Fix Surface)
- Electronics: DAE4 Sn1358; Calibrated: 2014.04.30
- Phantom: HAC Test Arch with AMCC; Type: SD HAC P01 BA;
- Measurement SW: DASY52, Version 52.8 (7); SEMCAD X Version 14.6.10 (7164)

Ch9400/y (transversal) 4.2mm 50 x 50/ABM SNR(x,y,z) (13x13x1): Measurement grid: dx=10mm, dy=10mm
ABM1/ABM2 = 27.47 dB
ABM1 comp = -14.19 dBA/m
Location: 0, -4.2, 3.7 mm

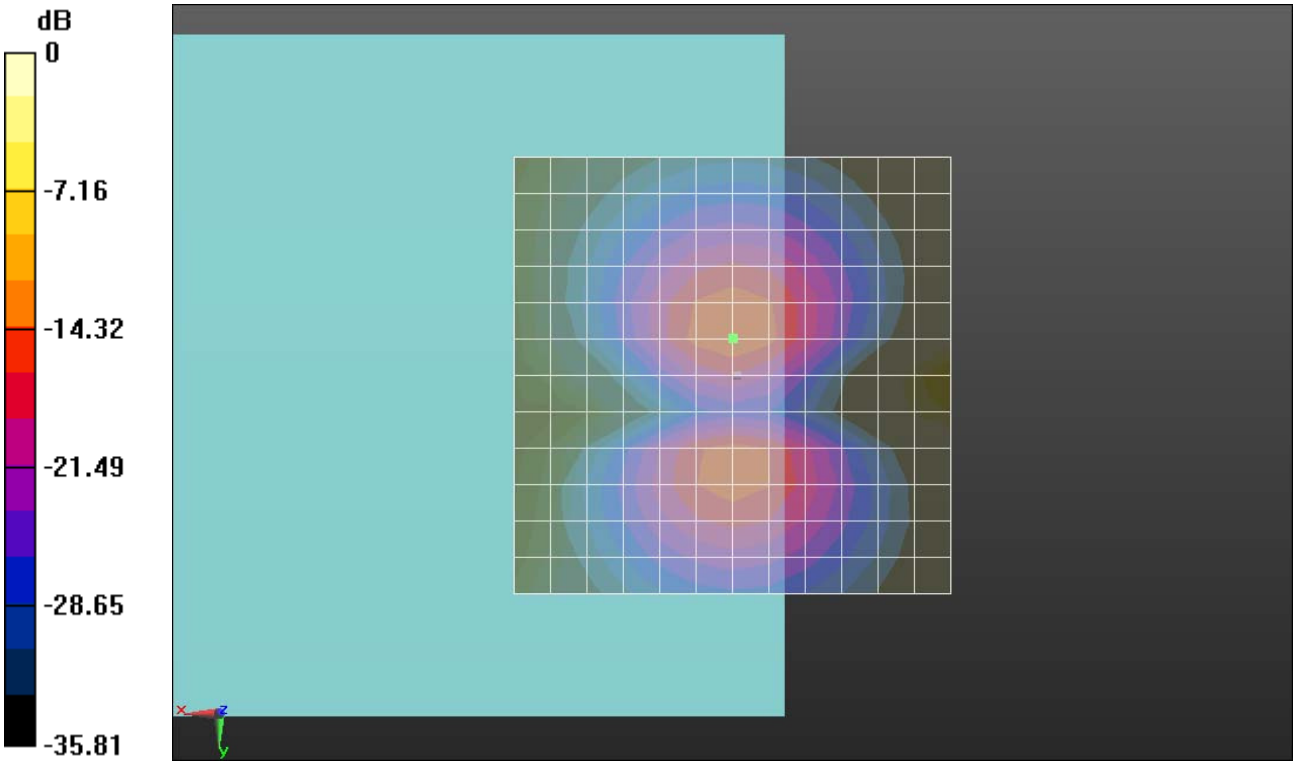

0 dB = 1.000 A/m = 0.00 dBA/m

12 HAC T-Coil WCDMA Band II_Voice (speech codec low)_Ch9538(Z)

Communication System: UID 0, UMTS (0); Frequency: 1907.6 MHz;Duty Cycle: 1:1
Medium: Air Medium parameters used: $\sigma = 0$ S/m, $\varepsilon_r = 1$; $\rho = 0$ kg/m^3
Ambient Temperature：23.4 ℃

DASY5 Configuration:
- Probe: AM1DV3 - 3067; ; Calibrated: 2014.02.27
- Sensor-Surface: 0mm (Fix Surface)
- Electronics: DAE4 Sn1358; Calibrated: 2014.04.30
- Phantom: HAC Test Arch with AMCC; Type: SD HAC P01 BA;
- Measurement SW: DASY52, Version 52.8 (7); SEMCAD X Version 14.6.10 (7164)

Ch9538/z (axial) 4.2mm 50 x 50/ABM SNR(x,y,z) (13x13x1): Measurement grid: dx=10mm, dy=10mm
ABM1/ABM2 = 32.92 dB
ABM1 comp = -5.38 dBA/m
Location: 0, 0, 3.7 mm

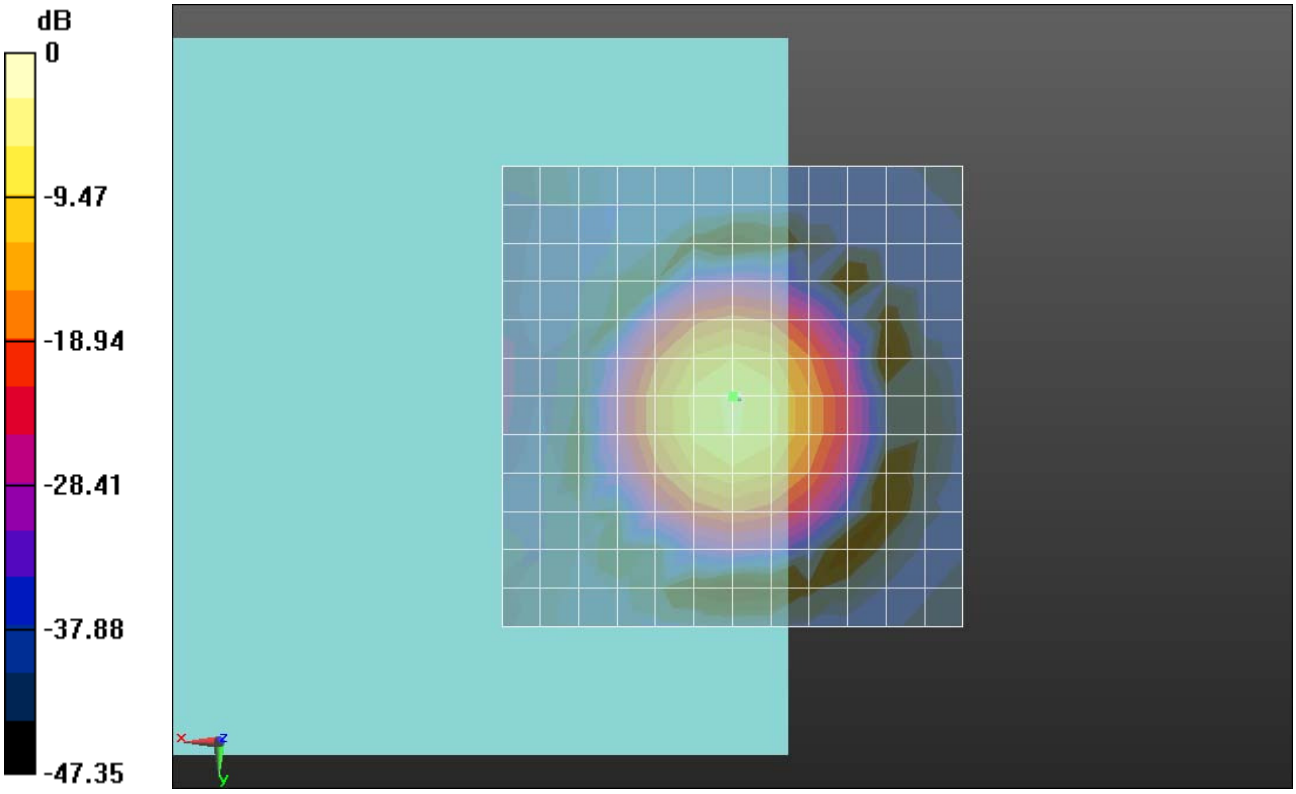

0 dB = 1.000 A/m = 0.00 dBA/m

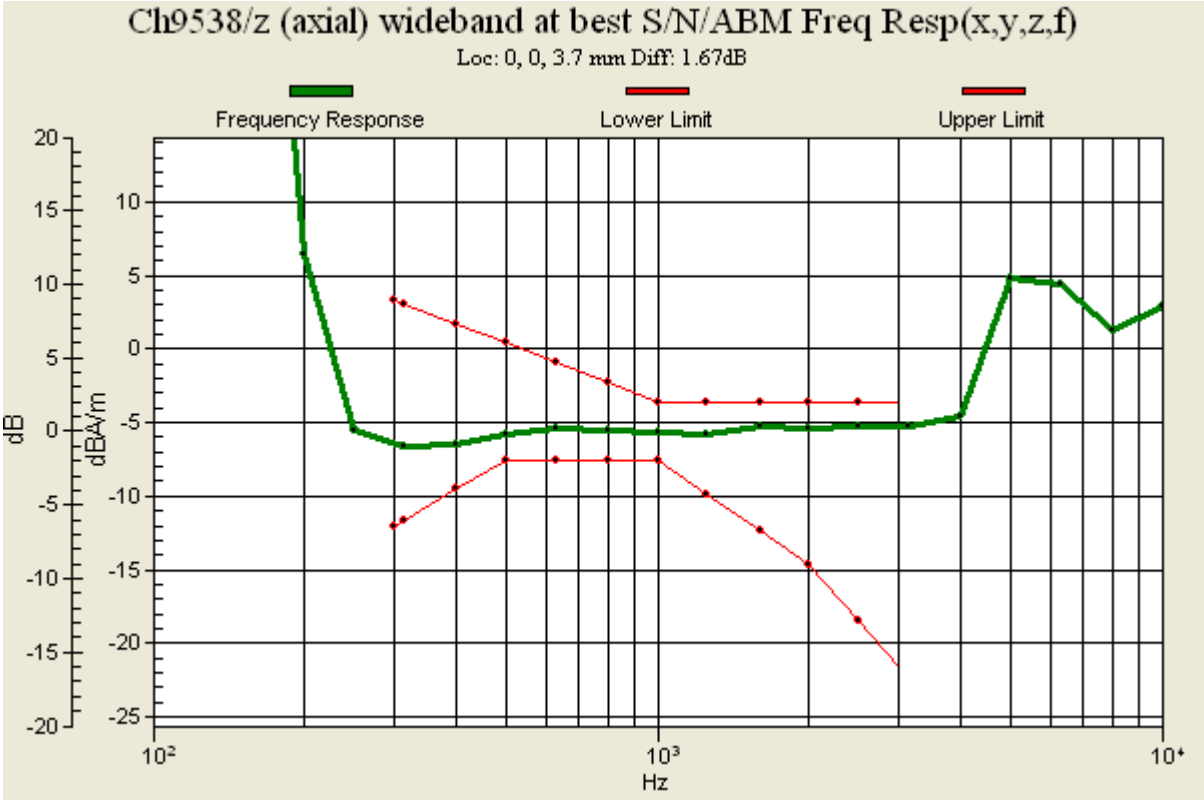
Ch9538/z (axial) wideband at best S/N/ABM Freq Resp(x,y,z,f)
Loc: 0, 0, 3.7 mm Diff: 1.67dB
Frequency Response
Lower Limit
Upper Limit
dB
dBA/m
Hz

12 HAC T-Coil WCDMA Band II_Voice (speech codec low)_Ch9538(Y)

Communication System: UID 0, UMTS (0); Frequency: 1907.6 MHz;Duty Cycle: 1:1
Medium: Air Medium parameters used: $\sigma = 0$ S/m, $\varepsilon_r = 1$; $\rho = 0$ kg/m^3
Ambient Temperature：23.4 ℃

DASY5 Configuration:
- Probe: AM1DV3 - 3067; ; Calibrated: 2014.02.27
- Sensor-Surface: 0mm (Fix Surface)
- Electronics: DAE4 Sn1358; Calibrated: 2014.04.30
- Phantom: HAC Test Arch with AMCC; Type: SD HAC P01 BA;
- Measurement SW: DASY52, Version 52.8 (7); SEMCAD X Version 14.6.10 (7164)

Ch9538/y (transversal) 4.2mm 50 x 50/ABM SNR(x,y,z) (13x13x1): Measurement grid: dx=10mm, dy=10mm
ABM1/ABM2 = 27.27 dB
ABM1 comp = -14.29 dBA/m
Location: 0, -4.2, 3.7 mm

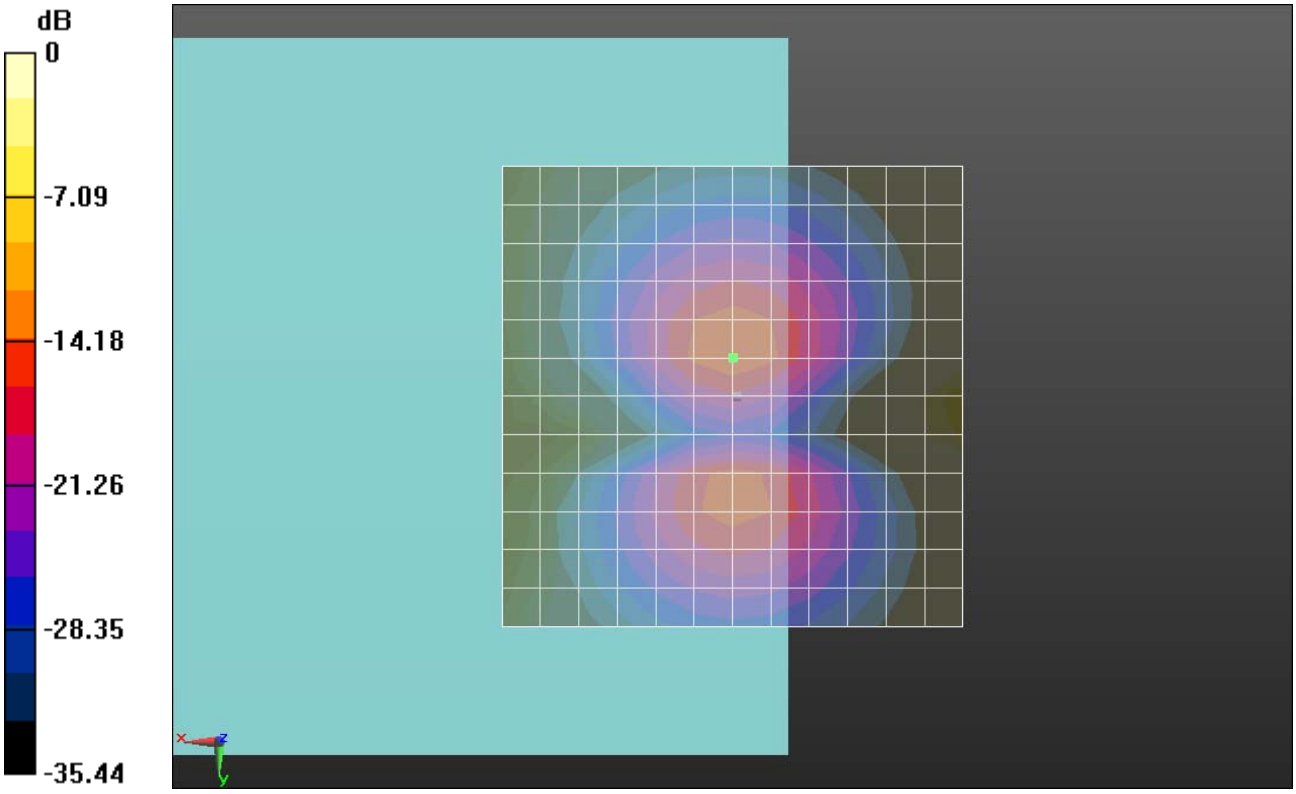

0 dB = 1.000 A/m = 0.00 dBA/m