Band :	LTE Band 4	BW / Mod. :	10MHz / QPSK

99% Occupied Bandwidth Plot on Channel 20000

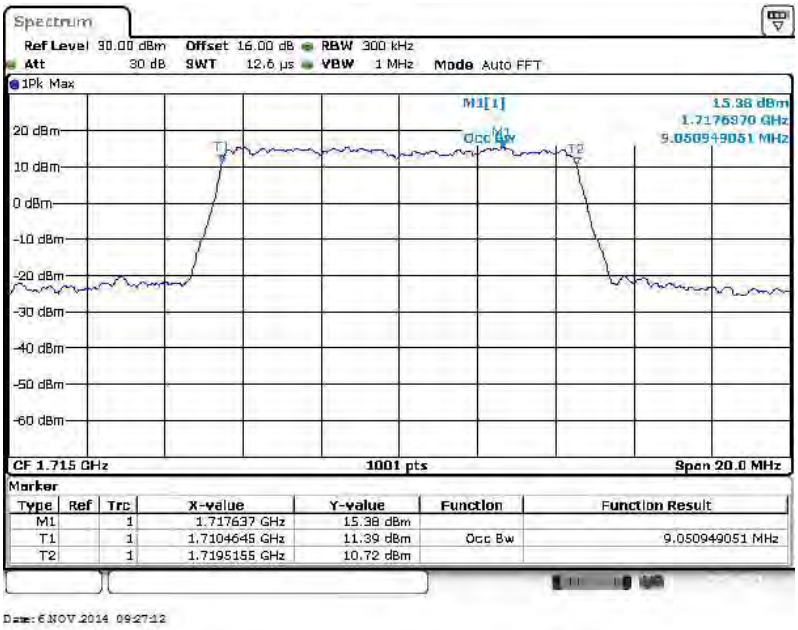

26dB Bandwidth Plot on Channel 20000

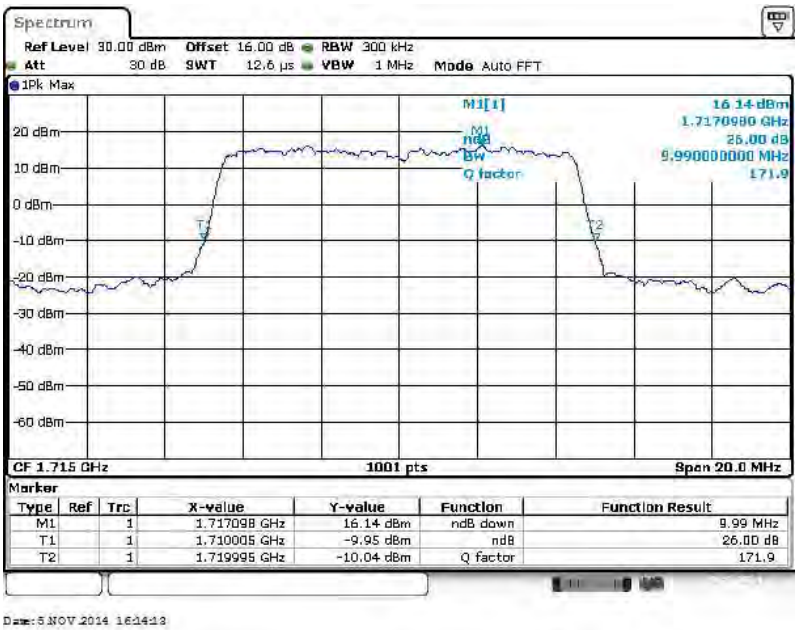

99% Occupied Bandwidth Plot on Channel 20175

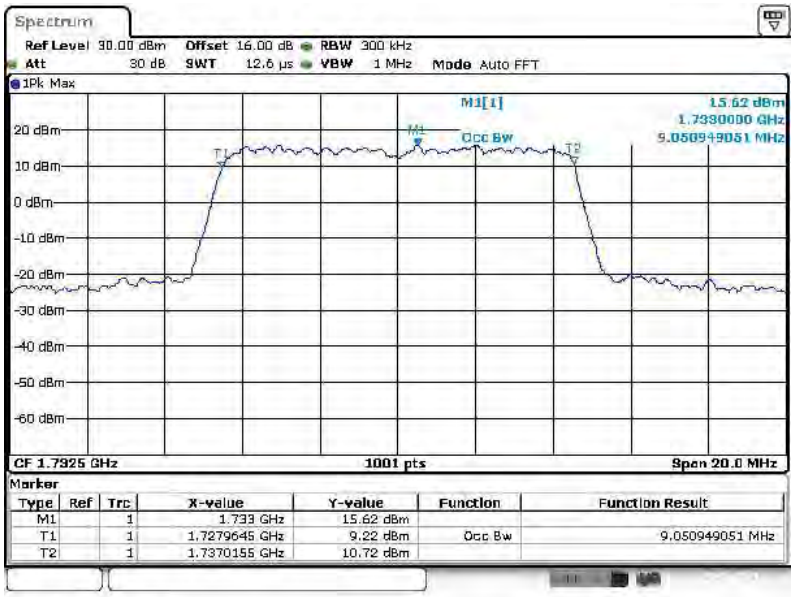

26dB Bandwidth Plot on Channel 20175

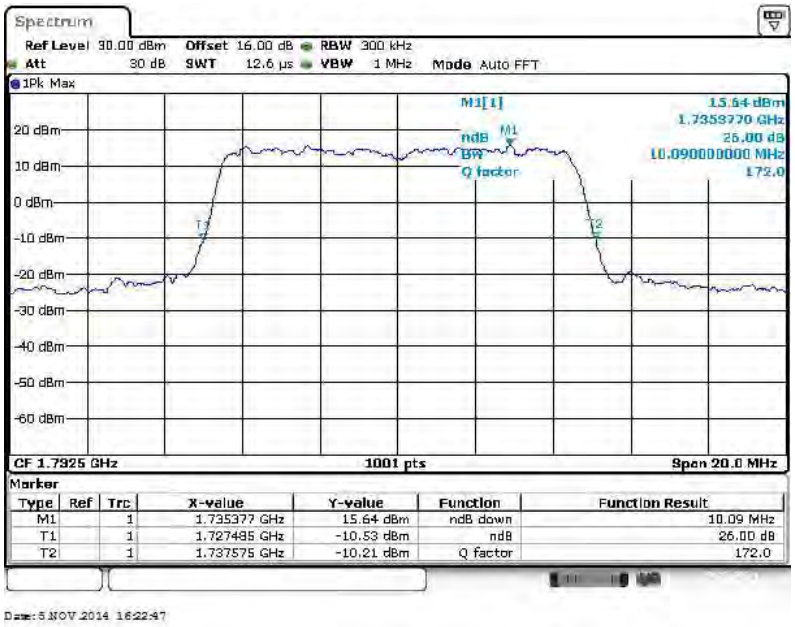

99% Occupied Bandwidth Plot on Channel 20350

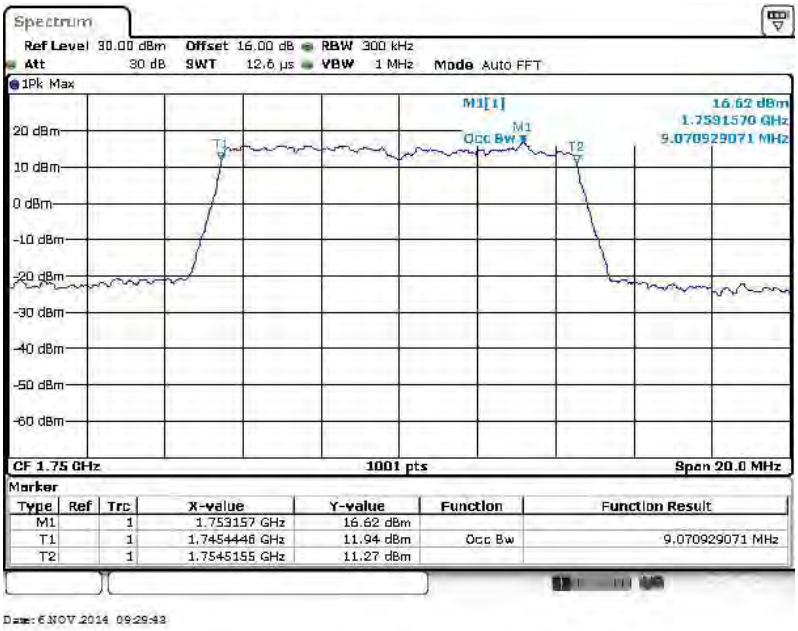

26dB Bandwidth Plot on Channel 20350

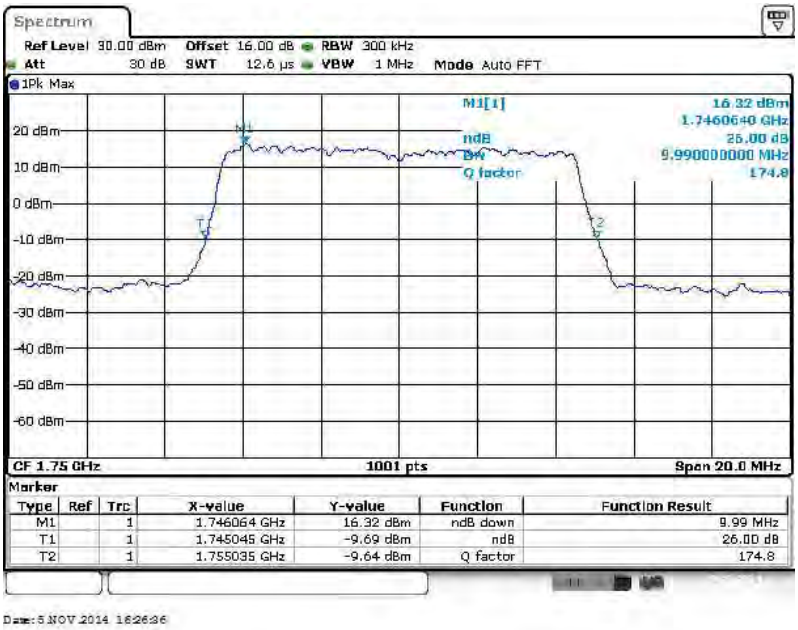

Band :	LTE Band 4	BW / Mod. :	10MHz / 16QAM

99% Occupied Bandwidth Plot on Channel 20000

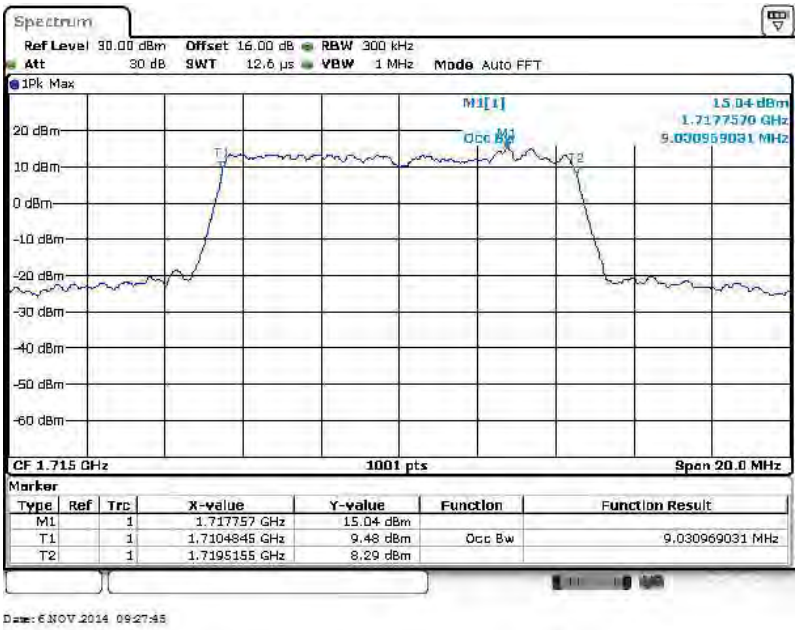

26dB Bandwidth Plot on Channel 20000

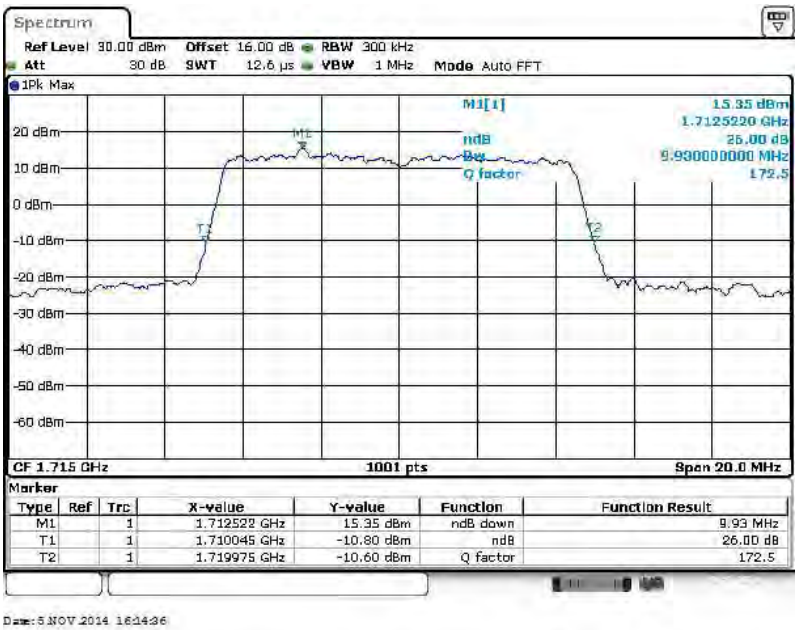

99% Occupied Bandwidth Plot on Channel 20175

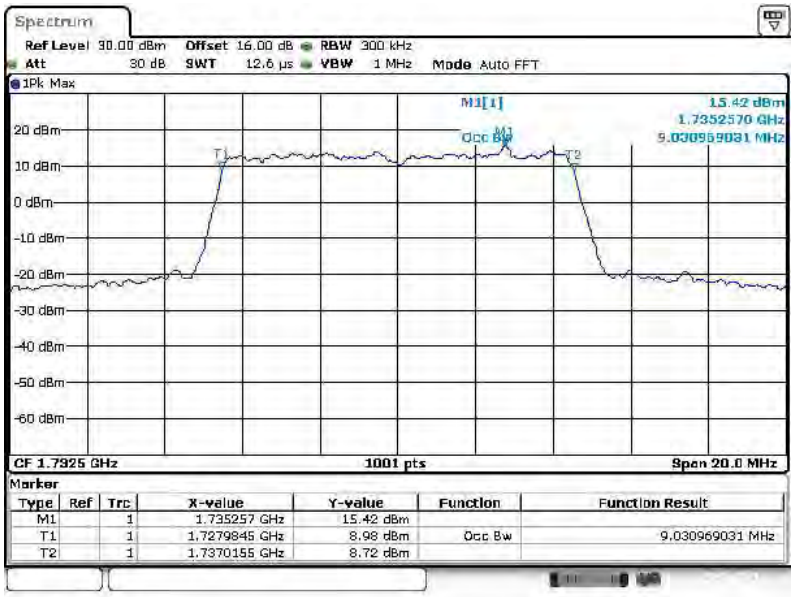

26dB Bandwidth Plot on Channel 20175

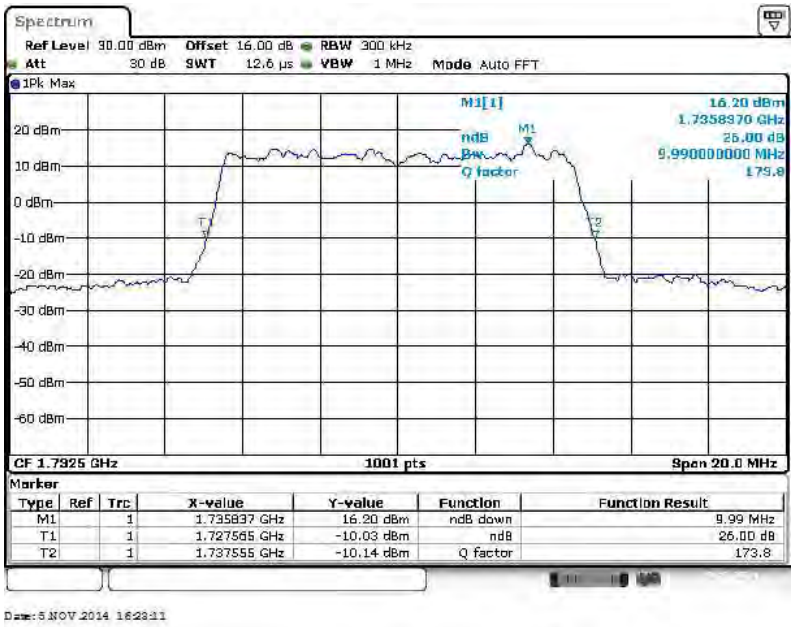

99% Occupied Bandwidth Plot on Channel 20350

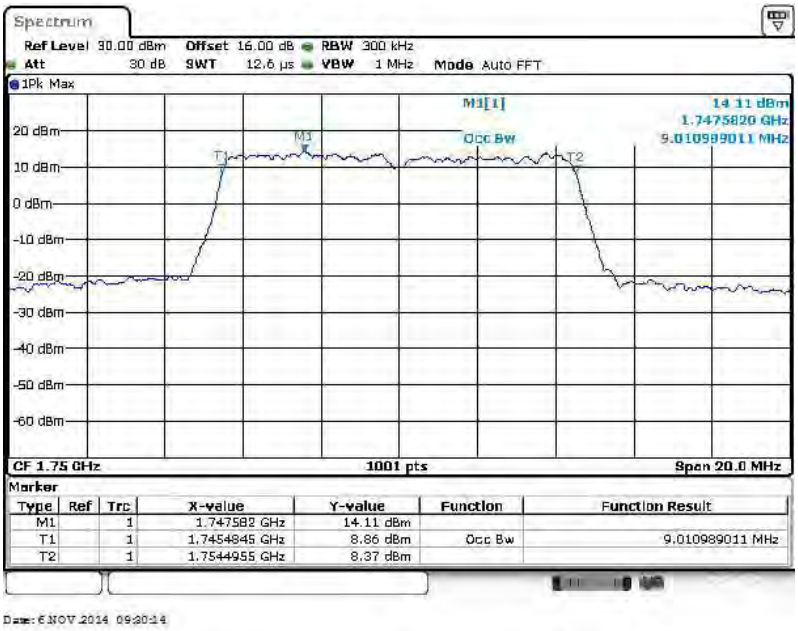

26dB Bandwidth Plot on Channel 20350

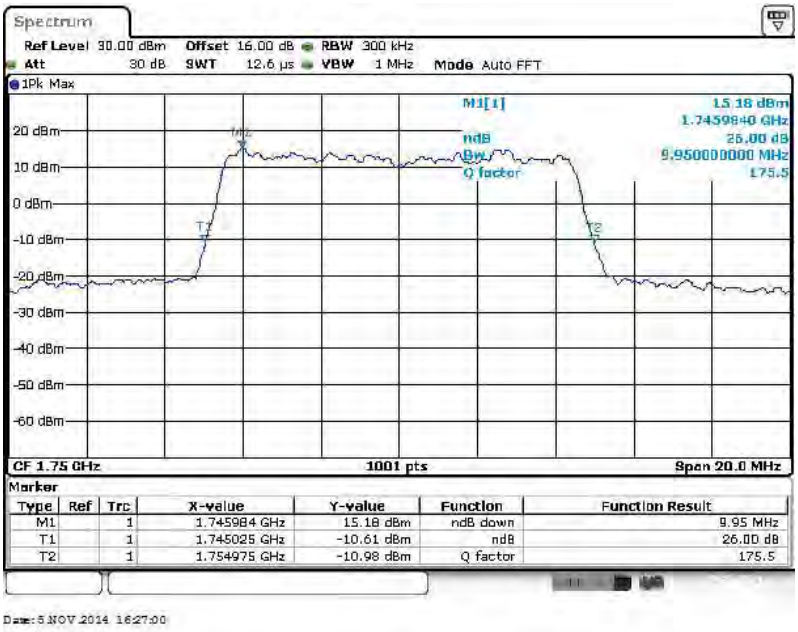

Band :	LTE Band 4	BW / Mod. :	15MHz / QPSK

99% Occupied Bandwidth Plot on Channel 20025

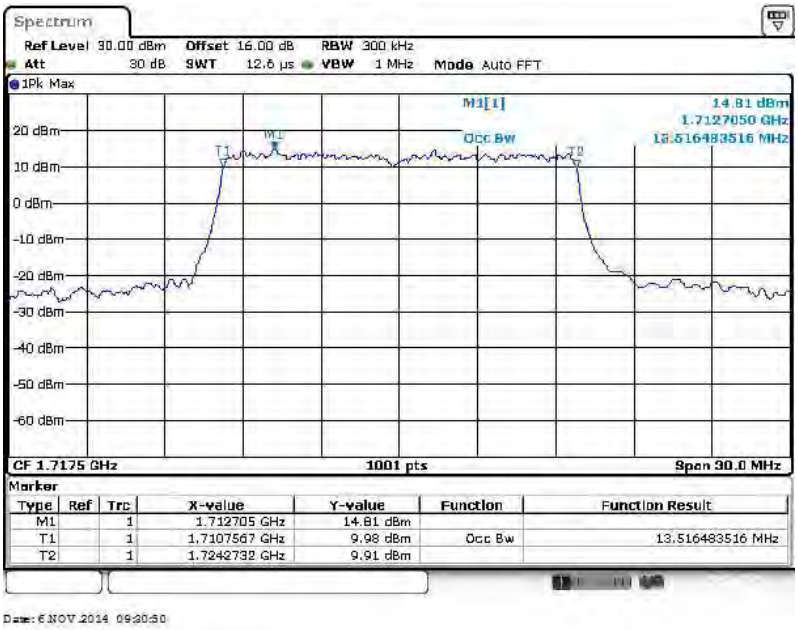

26dB Bandwidth Plot on Channel 20025

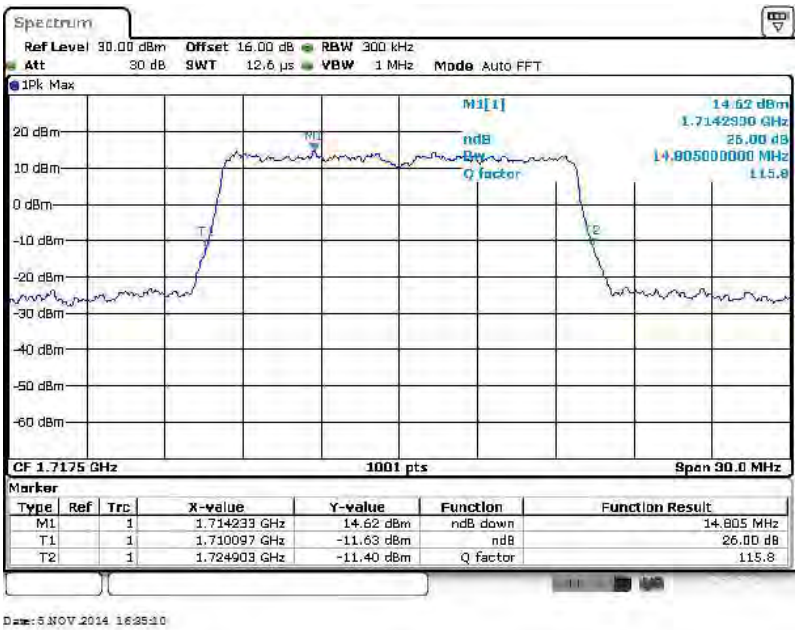

99% Occupied Bandwidth Plot on Channel 20175

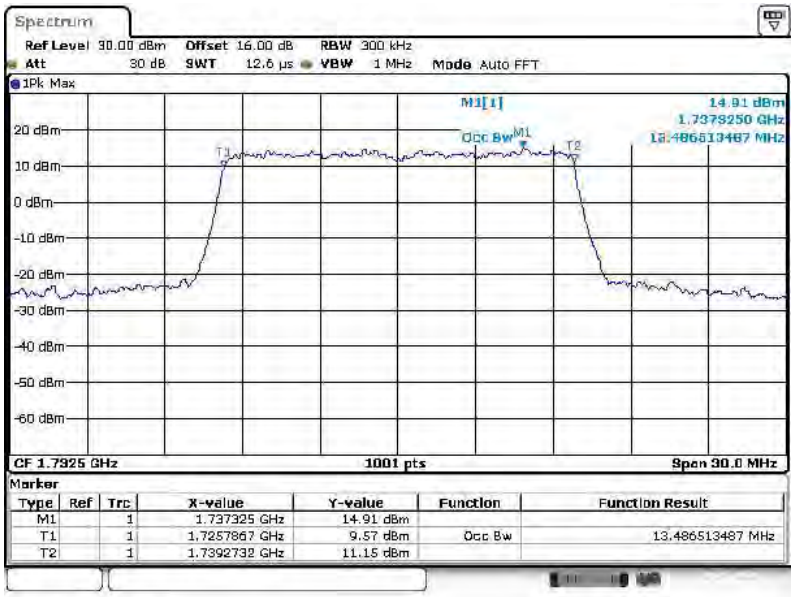

26dB Bandwidth Plot on Channel 20175

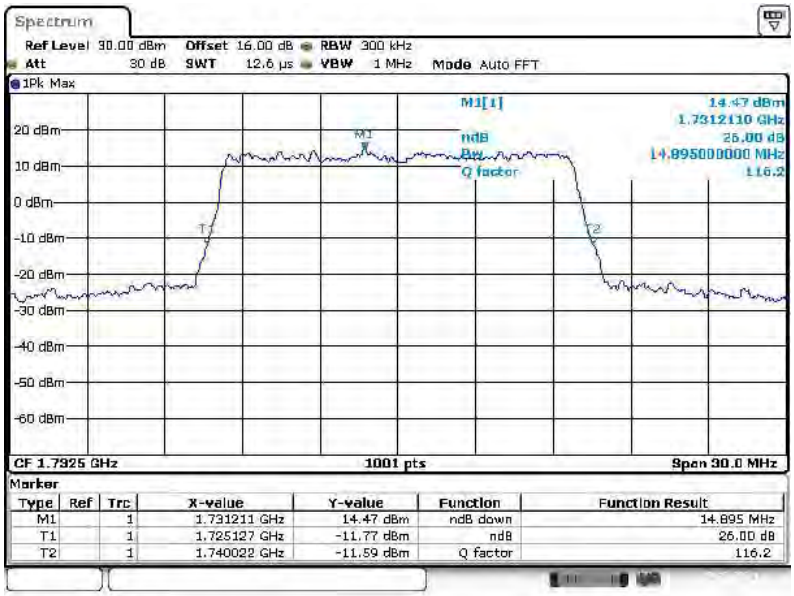

99% Occupied Bandwidth Plot on Channel 20325

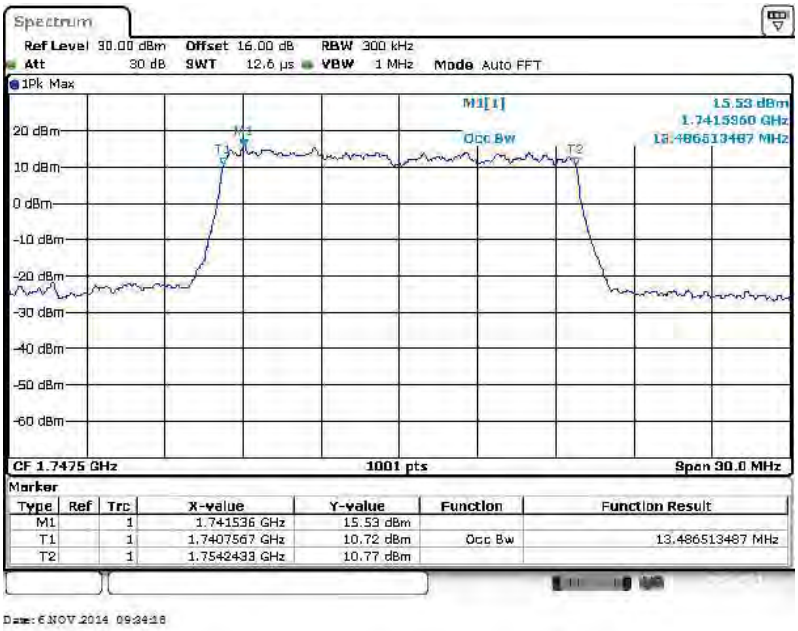

26dB Bandwidth Plot on Channel 20325

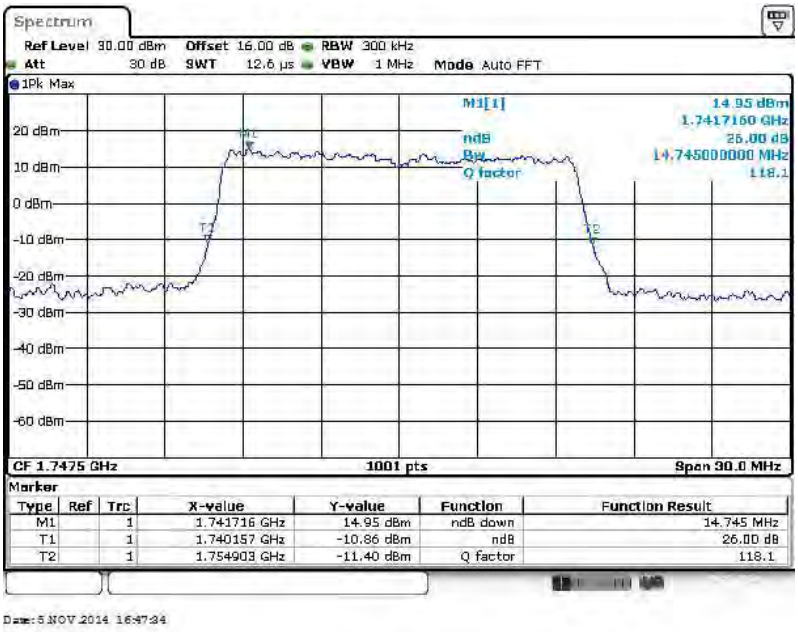

Band :	LTE Band 4	BW / Mod. :	15MHz / 16QAM

99% Occupied Bandwidth Plot on Channel 20025

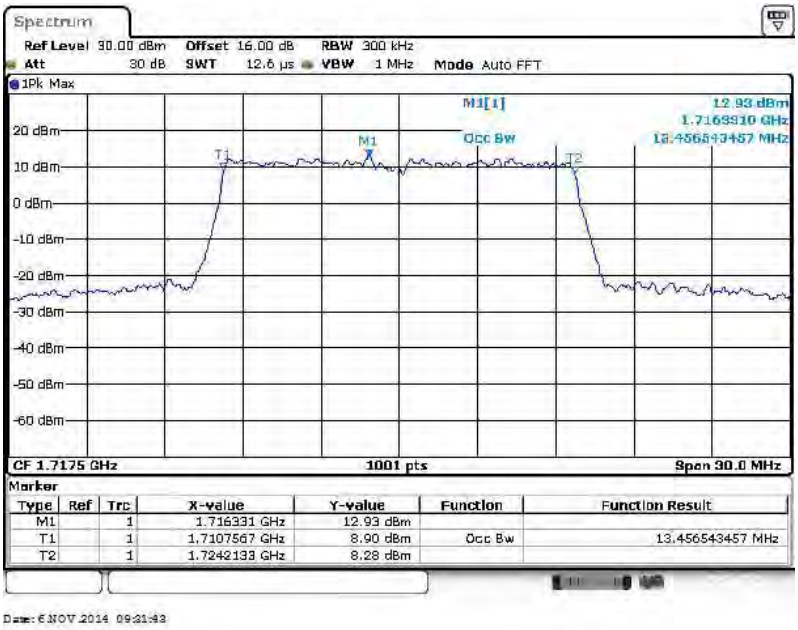

26dB Bandwidth Plot on Channel 20025

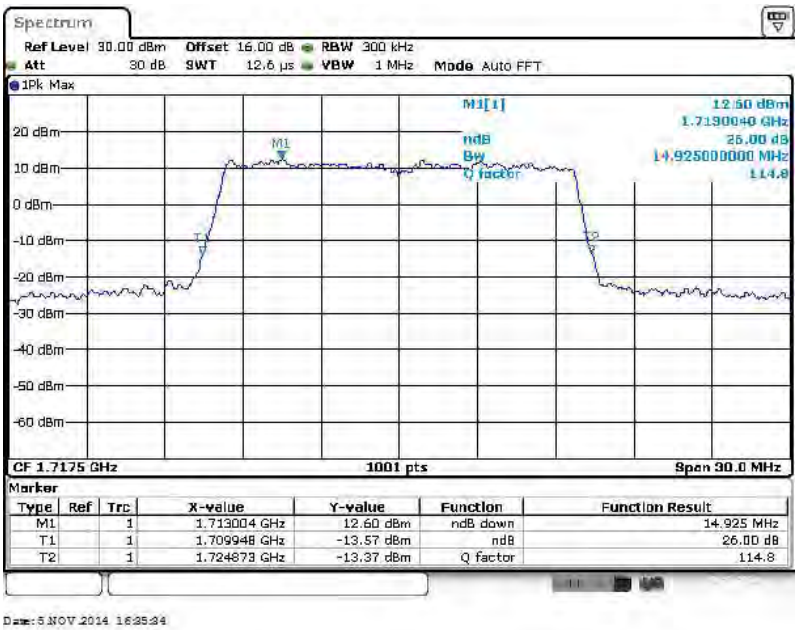

99% Occupied Bandwidth Plot on Channel 20175

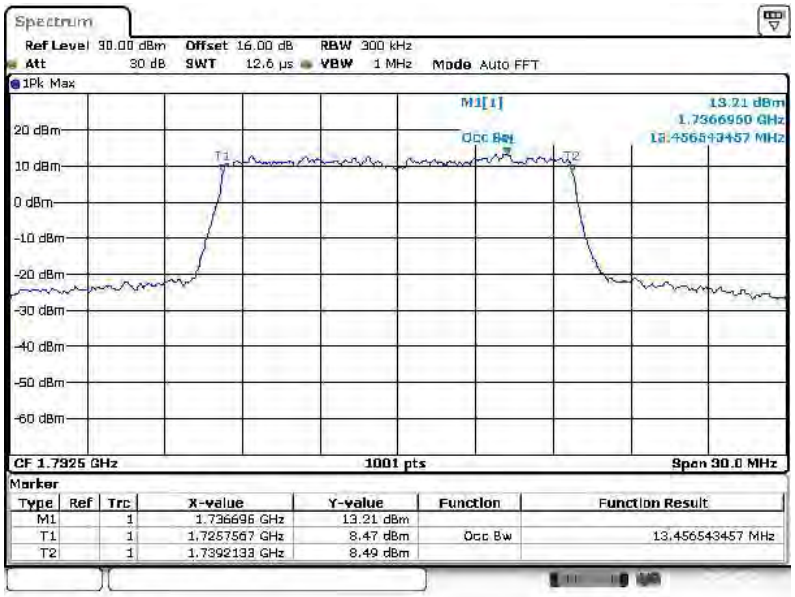

26dB Bandwidth Plot on Channel 20175

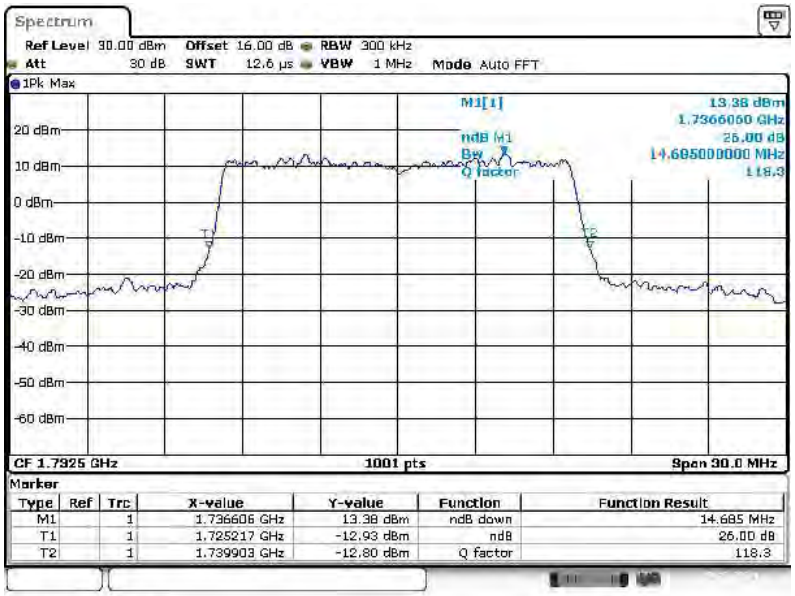

99% Occupied Bandwidth Plot on Channel 20325

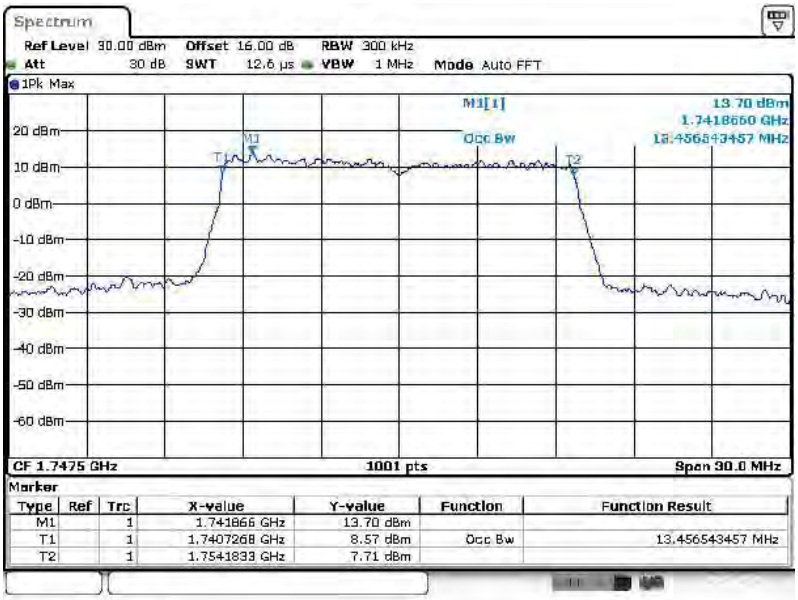

Date: 6 NOV 2014 09:34:57

26dB Bandwidth Plot on Channel 20325

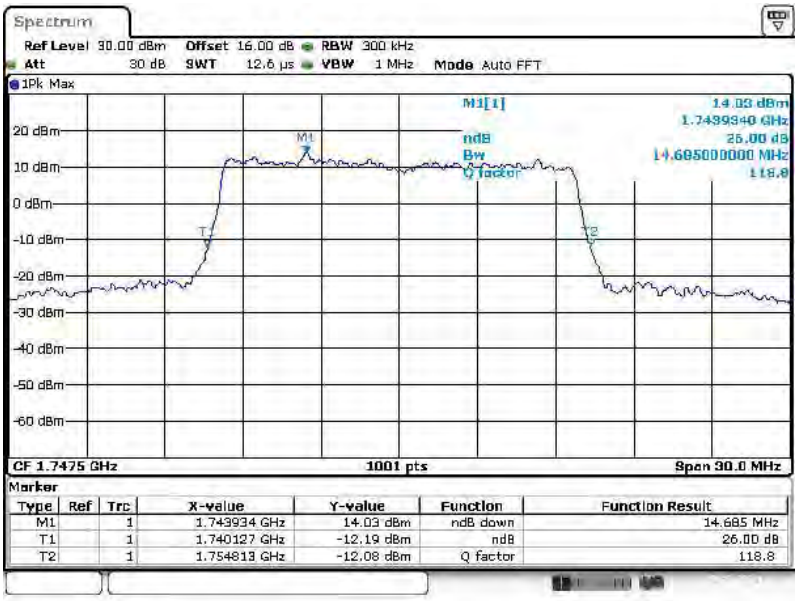

Date: 5 NOV 2014 16:47:58

Band :	LTE Band 4	BW / Mod. :	20MHz / QPSK

99% Occupied Bandwidth Plot on Channel 20050

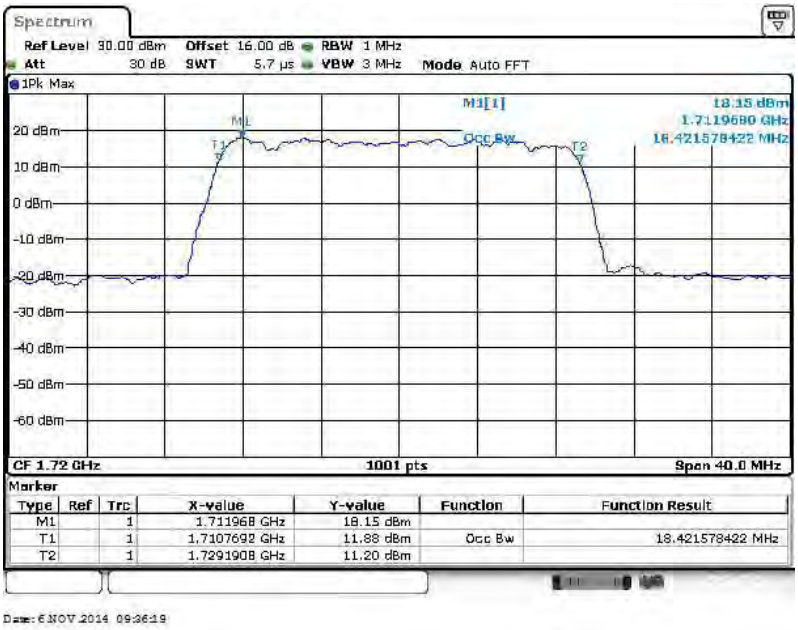

26dB Bandwidth Plot on Channel 20050

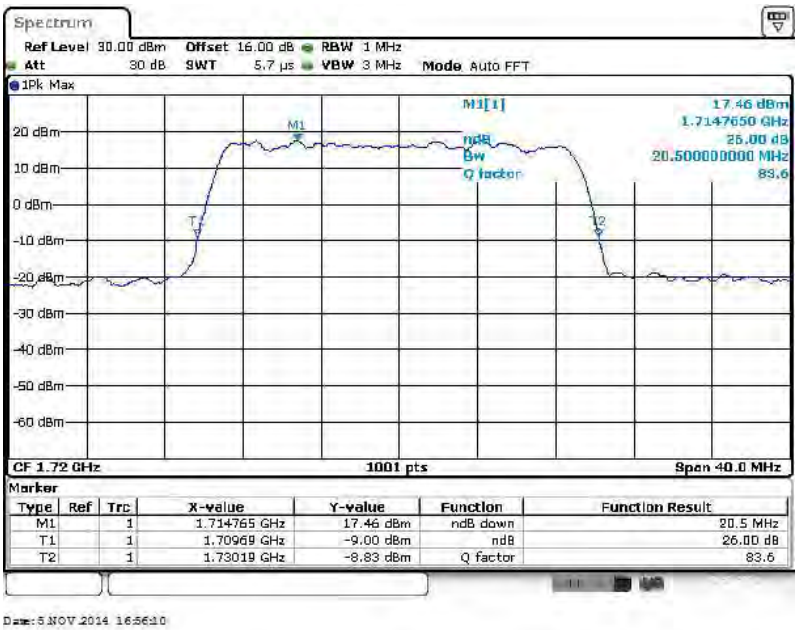

99% Occupied Bandwidth Plot on Channel 20175

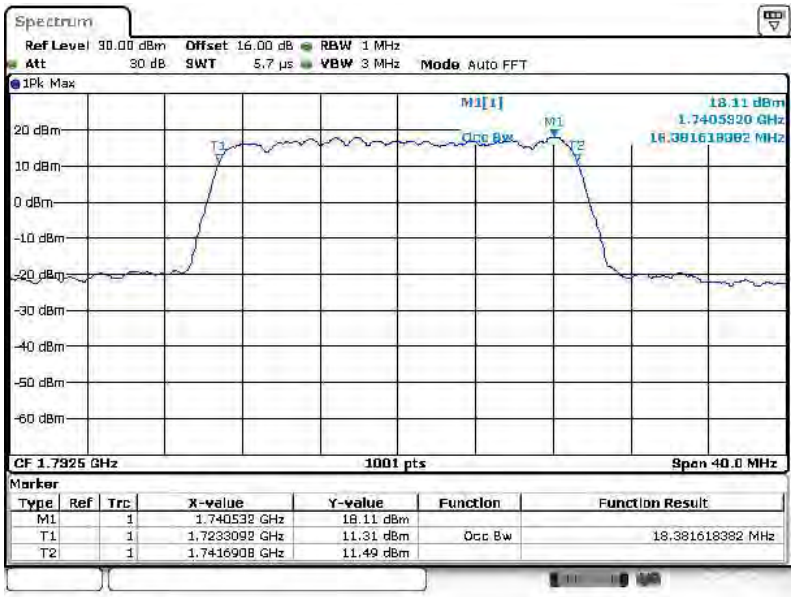

26dB Bandwidth Plot on Channel 20175

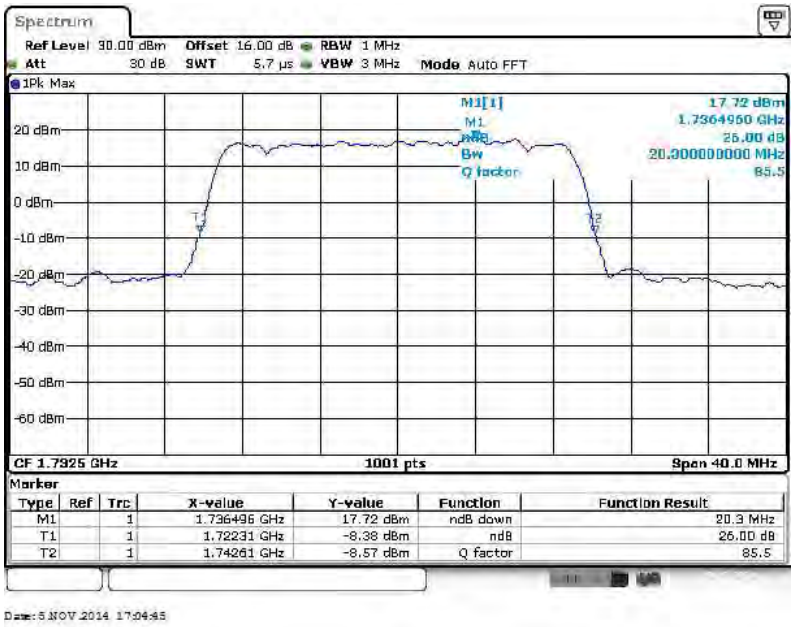

99% Occupied Bandwidth Plot on Channel 20300

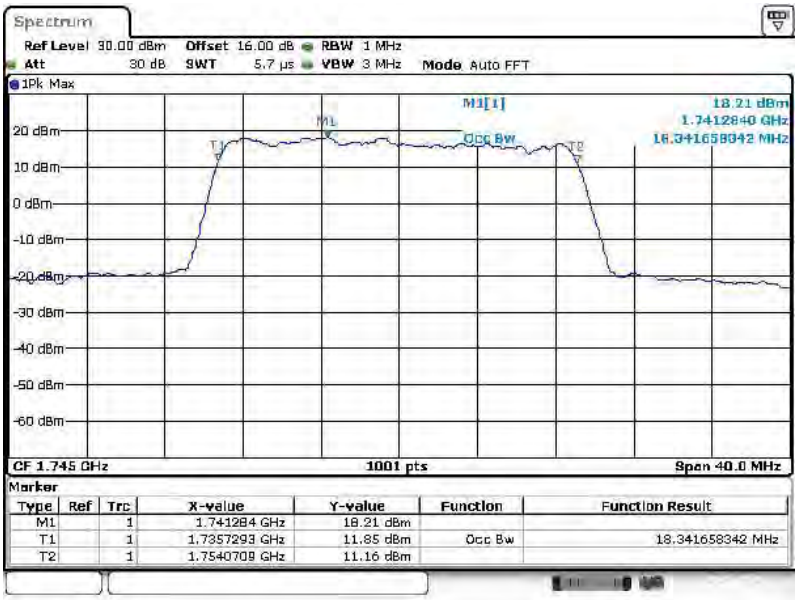

Date: 6 NOV 2014 09:39:29

26dB Bandwidth Plot on Channel 20300

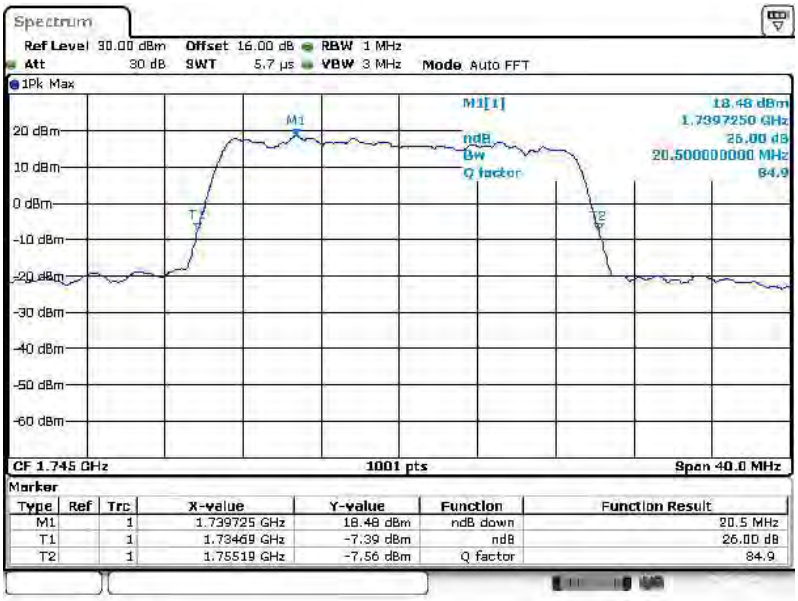

Date: 5 NOV 2014 17:08:34

Band :	LTE Band 4	BW / Mod. :	20MHz / 16QAM

99% Occupied Bandwidth Plot on Channel 20050

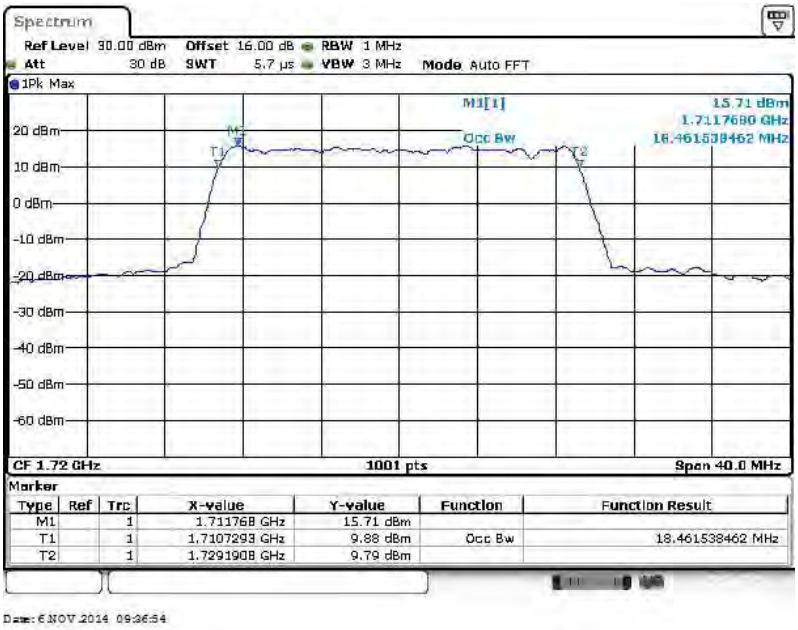

26dB Bandwidth Plot on Channel 20050

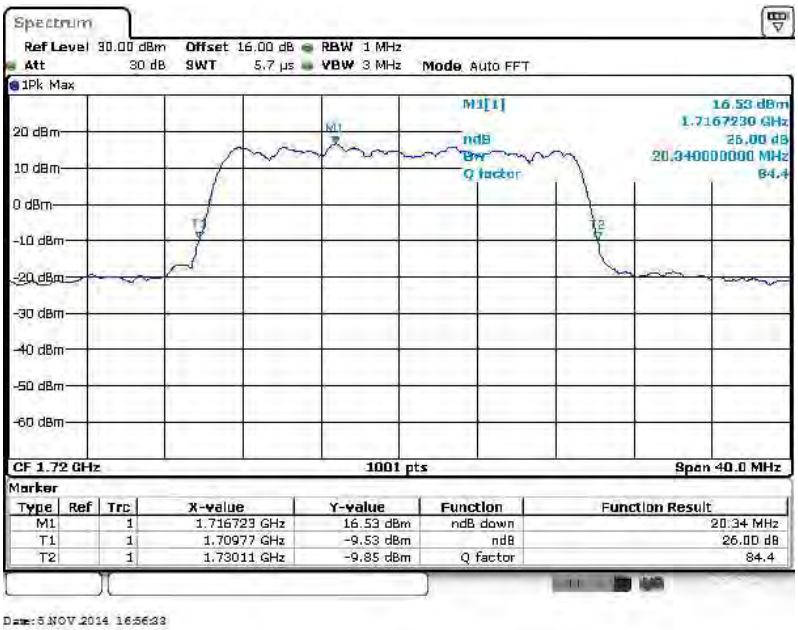

99% Occupied Bandwidth Plot on Channel 20175

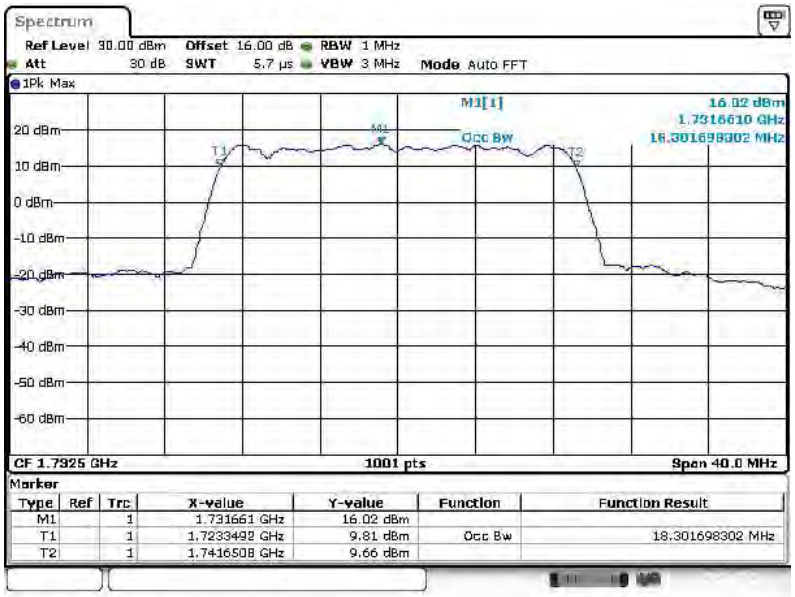

26dB Bandwidth Plot on Channel 20175

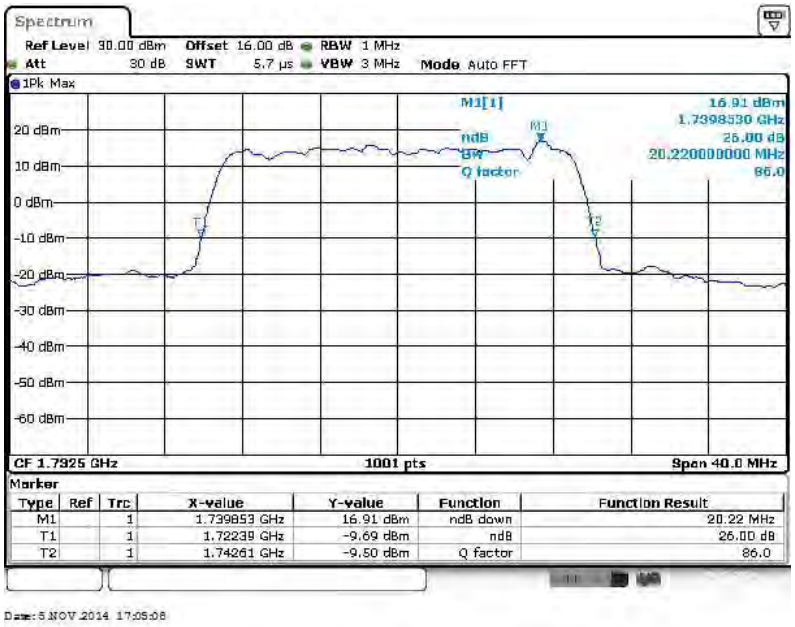

99% Occupied Bandwidth Plot on Channel 20300

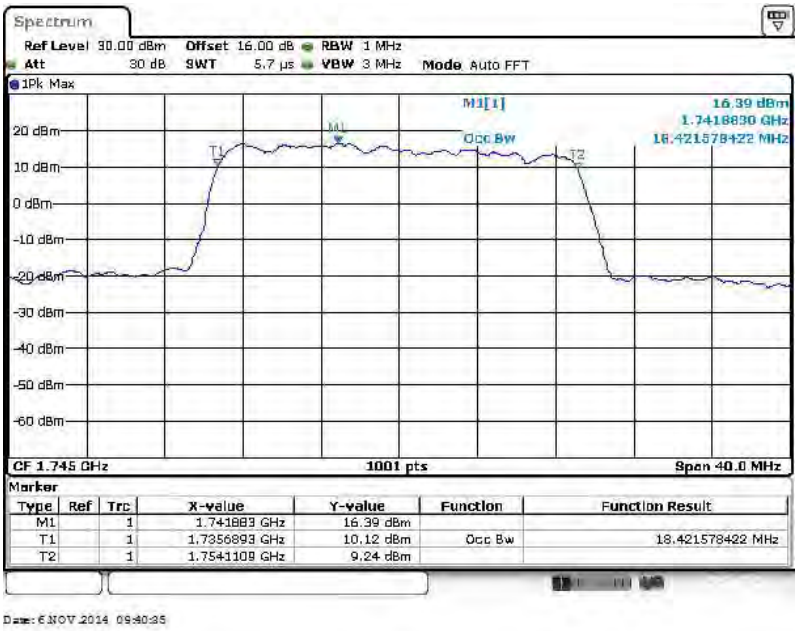

26dB Bandwidth Plot on Channel 20300

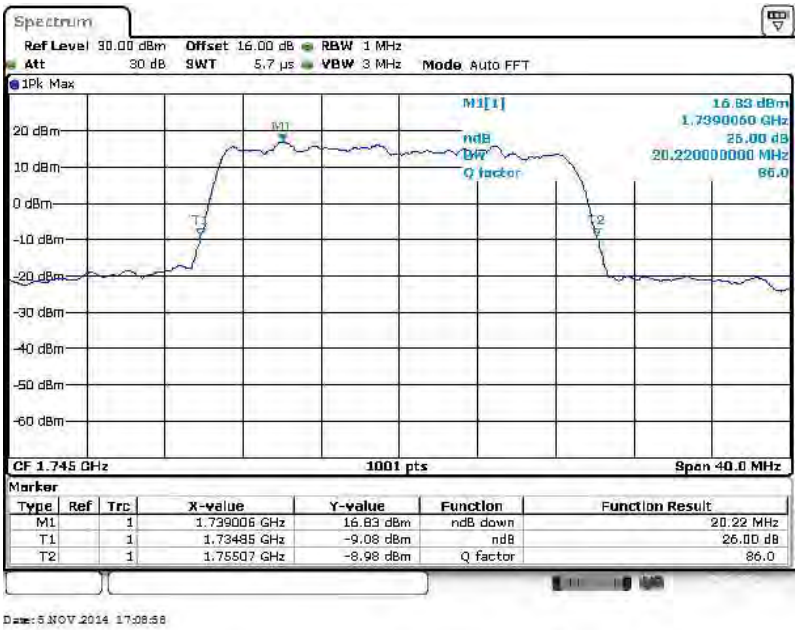

Band :	LTE Band 7	BW / Mod. :	5MHz / QPSK

99% Occupied Bandwidth Plot on Channel 20775

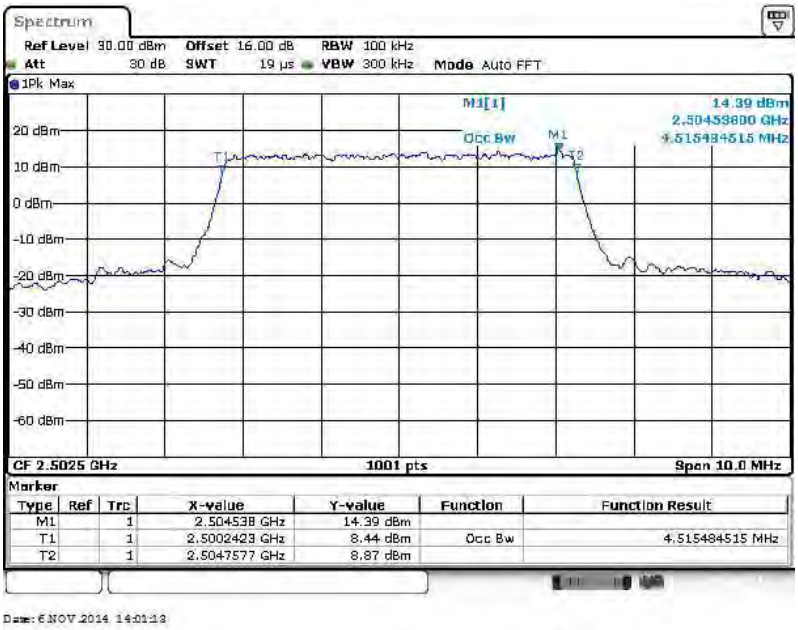

26dB Bandwidth Plot on Channel 20775

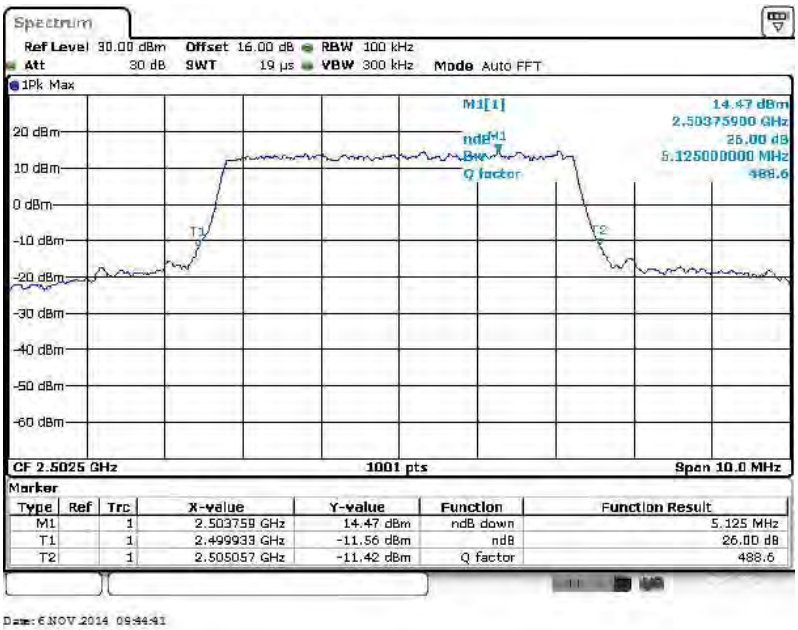

99% Occupied Bandwidth Plot on Channel 21100

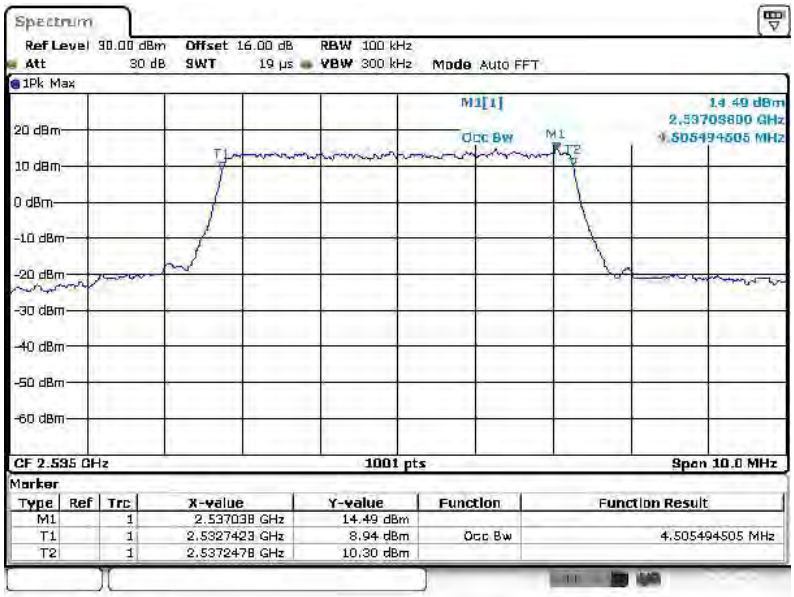

26dB Bandwidth Plot on Channel 21100

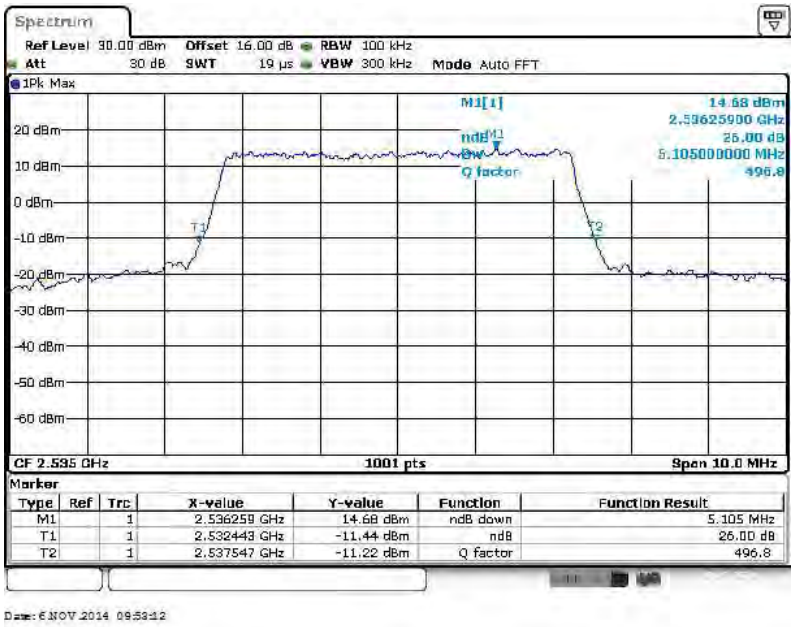

99% Occupied Bandwidth Plot on Channel 21425

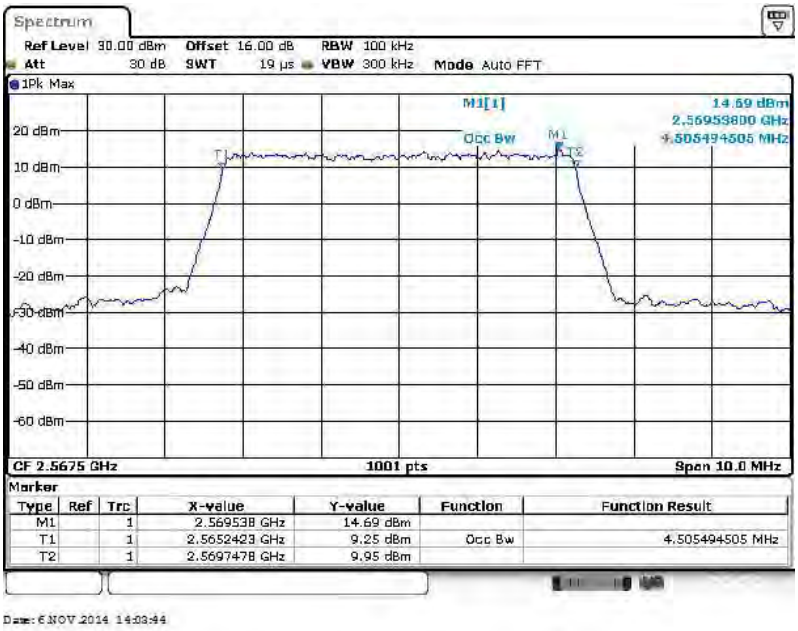

26dB Bandwidth Plot on Channel 21425

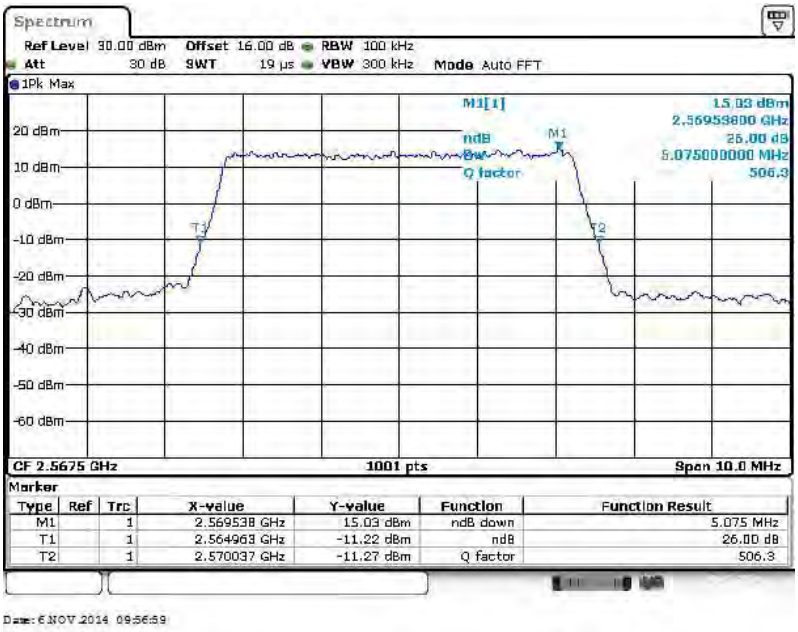

Band :	LTE Band 7	BW / Mod. :	5MHz / 16QAM

99% Occupied Bandwidth Plot on Channel 20775

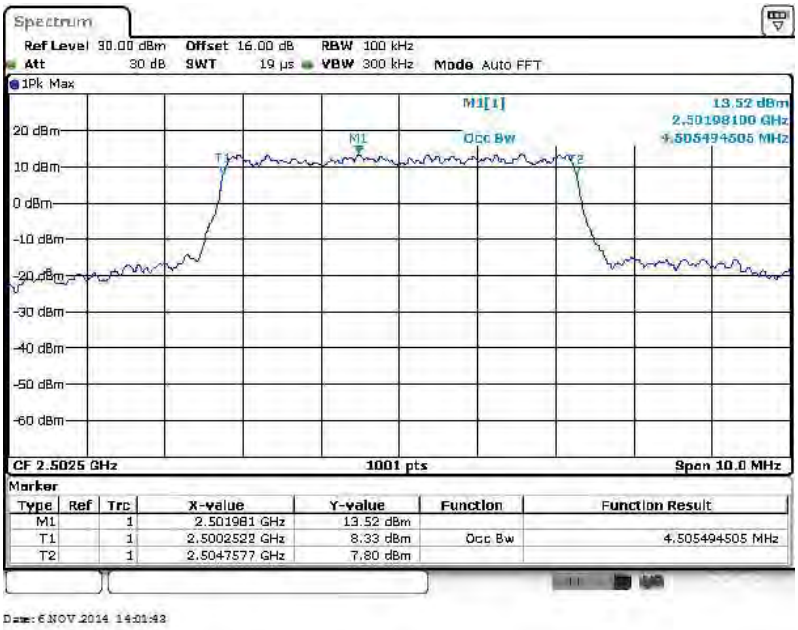

26dB Bandwidth Plot on Channel 20775

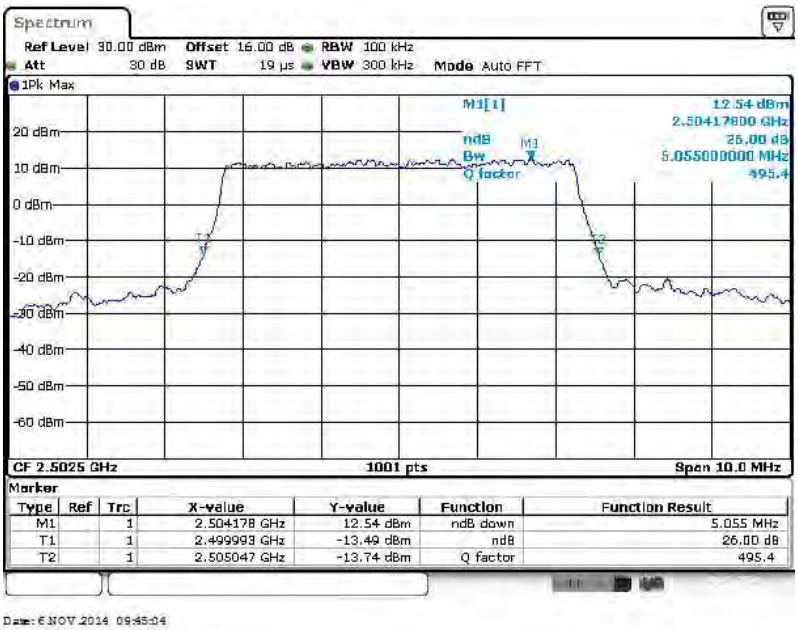

99% Occupied Bandwidth Plot on Channel 21100

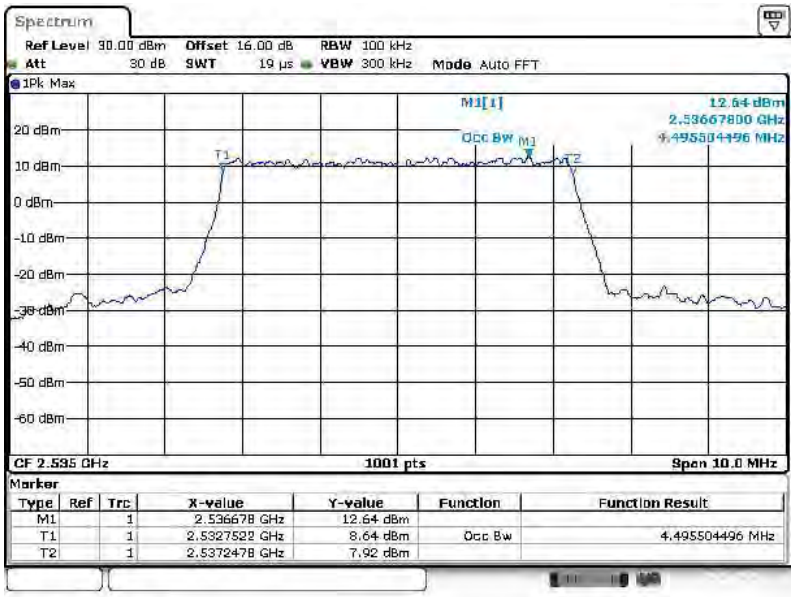

26dB Bandwidth Plot on Channel 21100

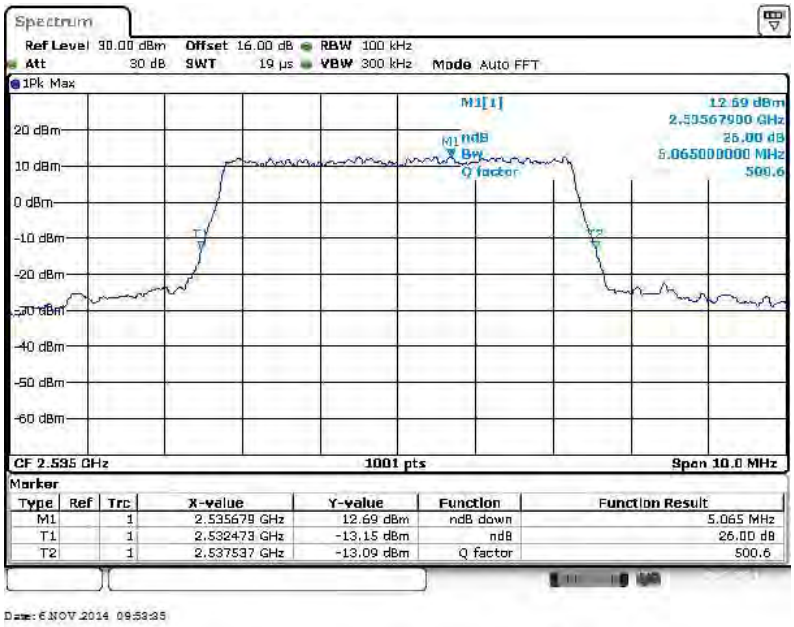

99% Occupied Bandwidth Plot on Channel 21425

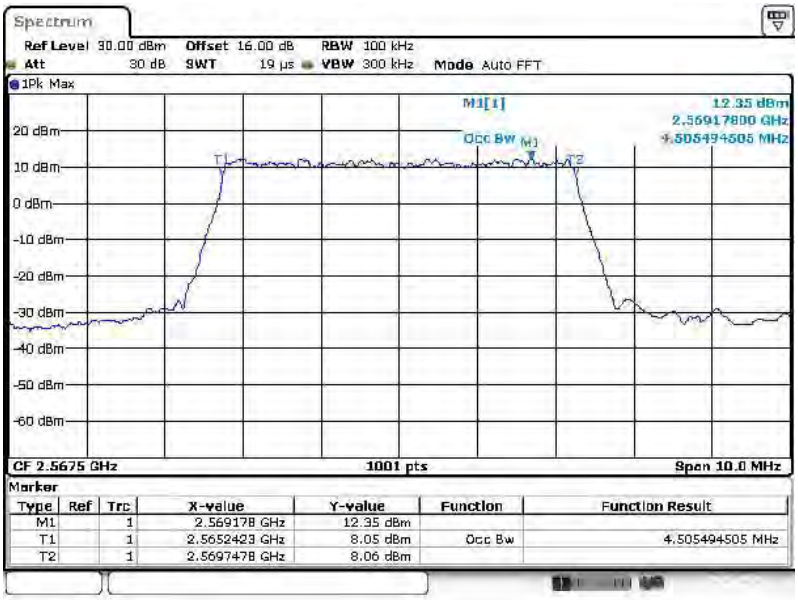

26dB Bandwidth Plot on Channel 21425

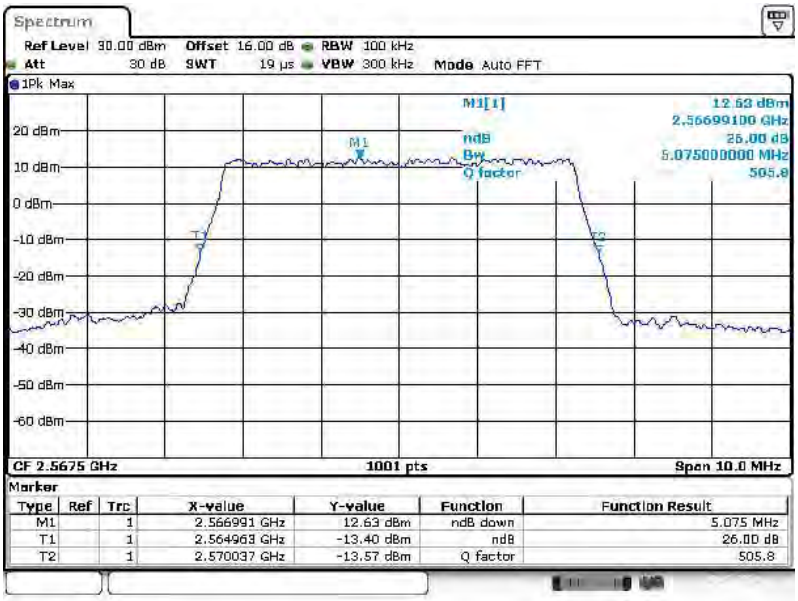

Band :	LTE Band 7	BW / Mod. :	10MHz / QPSK

99% Occupied Bandwidth Plot on Channel 20800

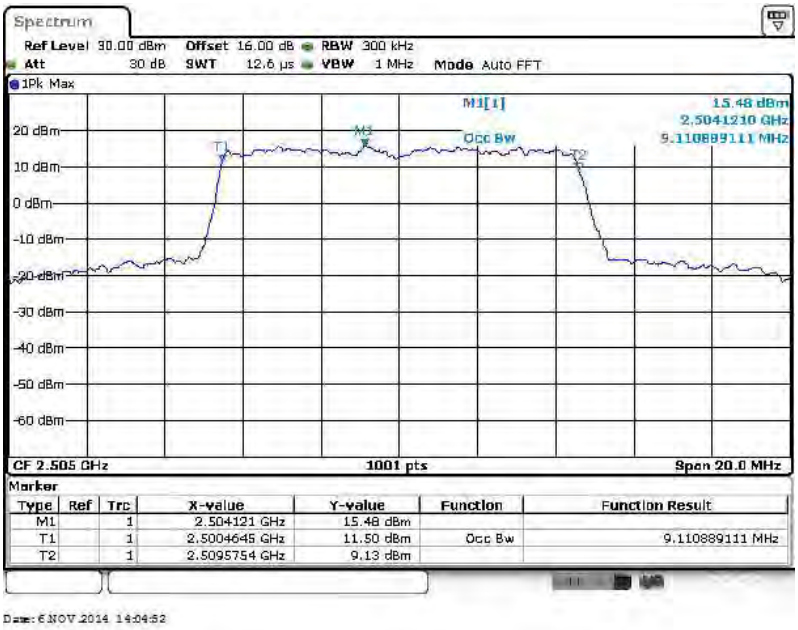

26dB Bandwidth Plot on Channel 20800

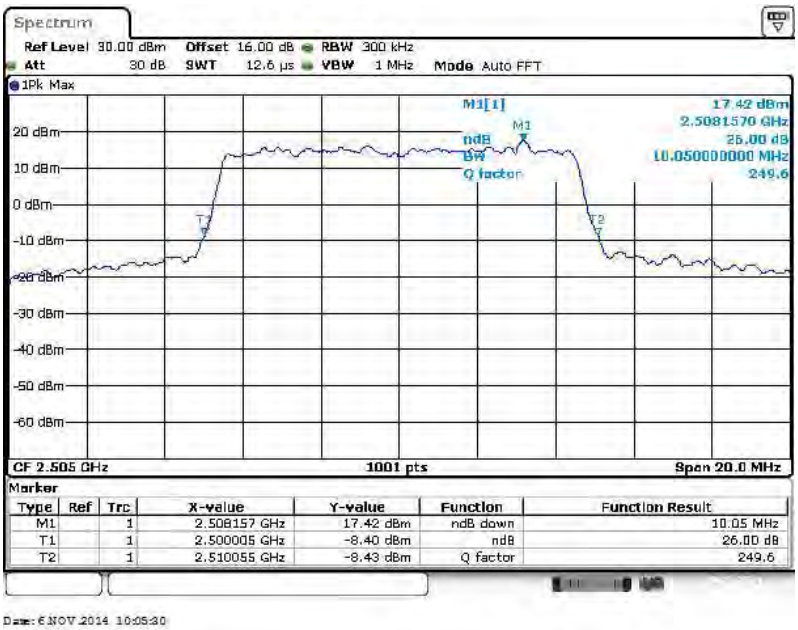

99% Occupied Bandwidth Plot on Channel 21100

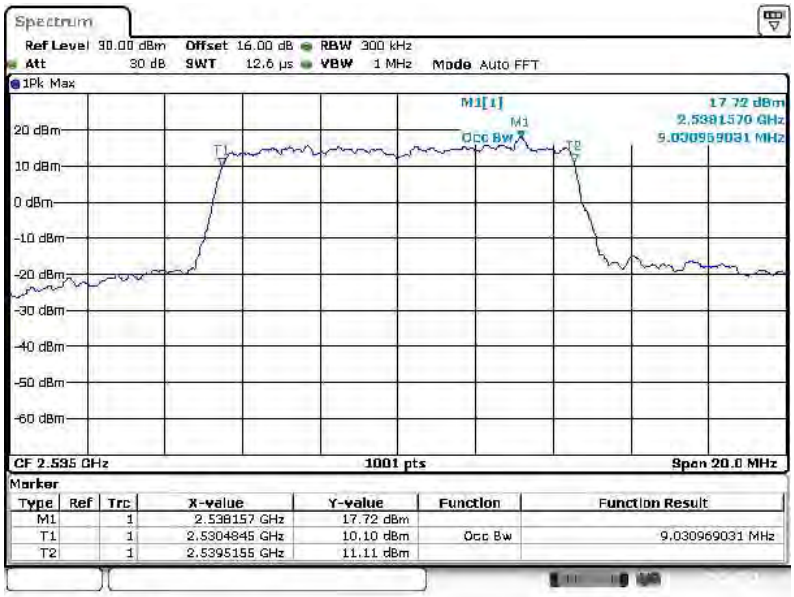

26dB Bandwidth Plot on Channel 21100

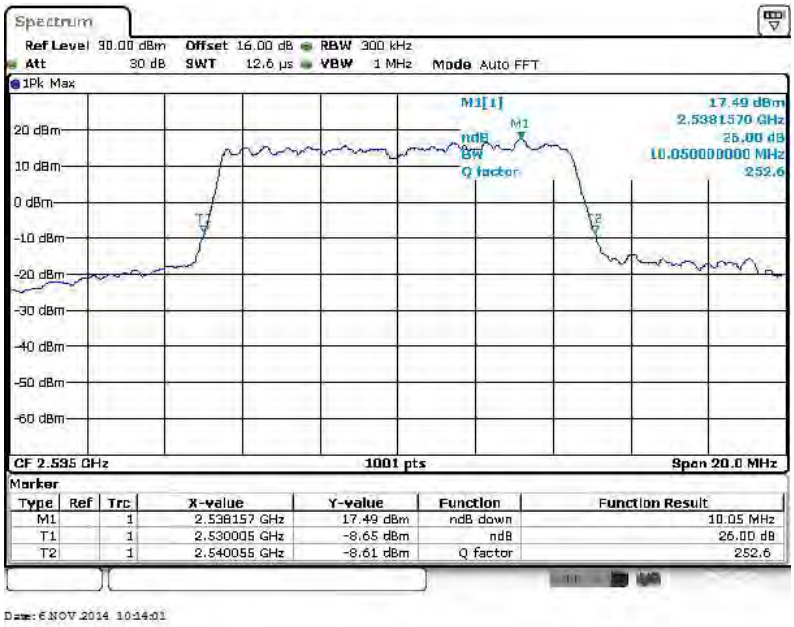

99% Occupied Bandwidth Plot on Channel 21400

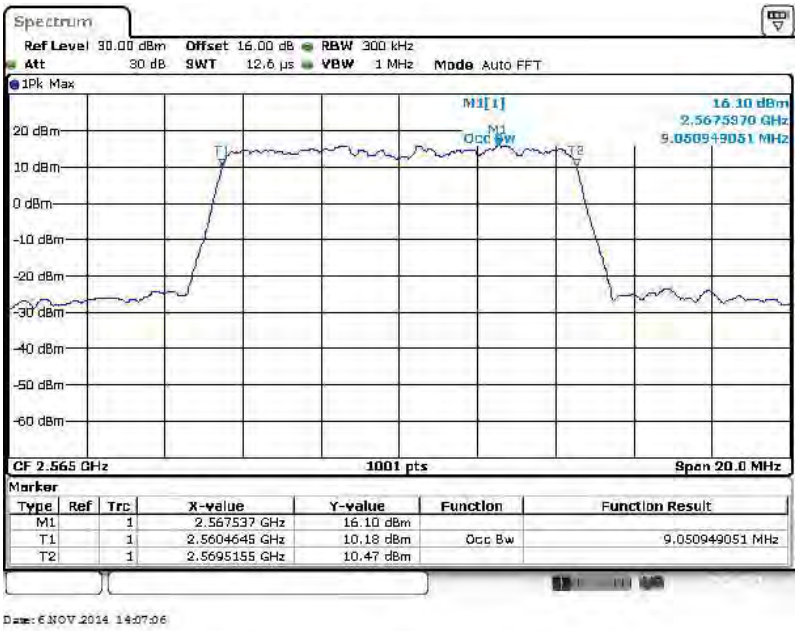

26dB Bandwidth Plot on Channel 21400

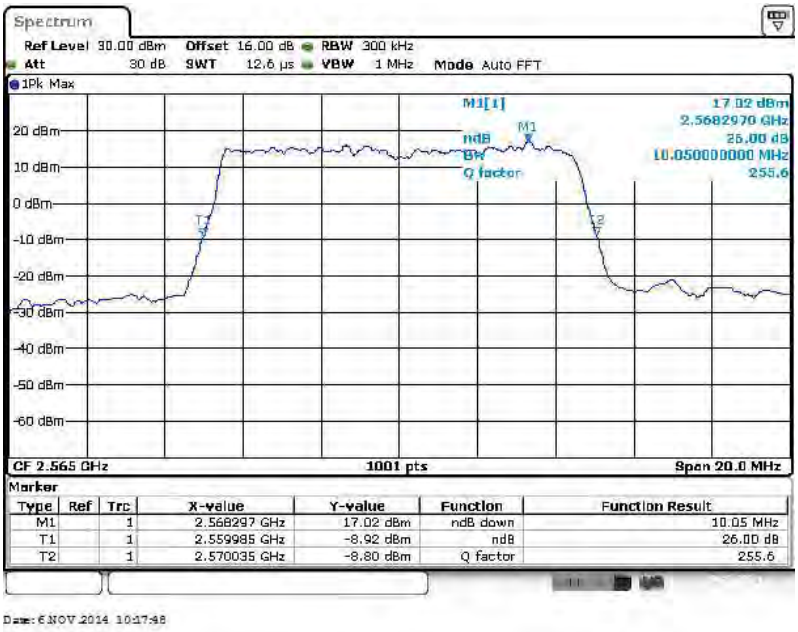

Band :	LTE Band 7	BW / Mod. :	10MHz / 16QAM

99% Occupied Bandwidth Plot on Channel 20800

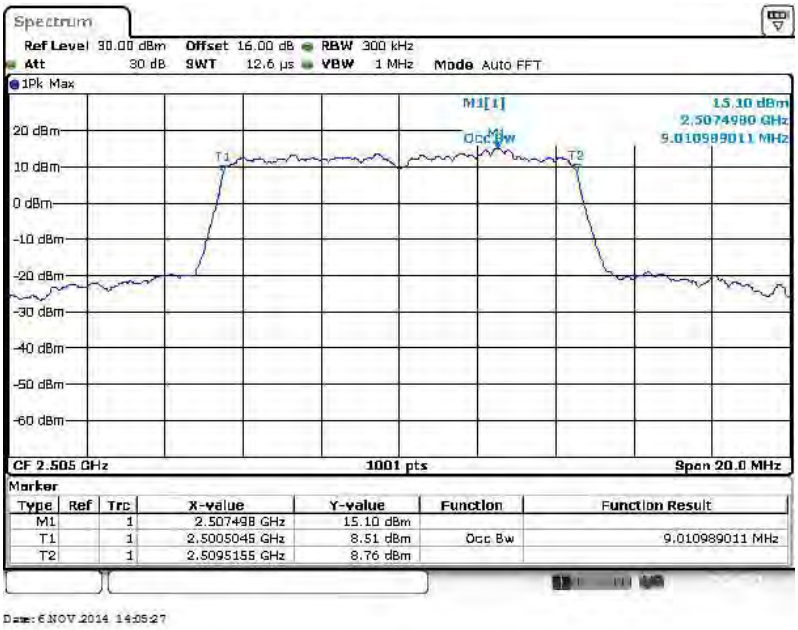

26dB Bandwidth Plot on Channel 20800

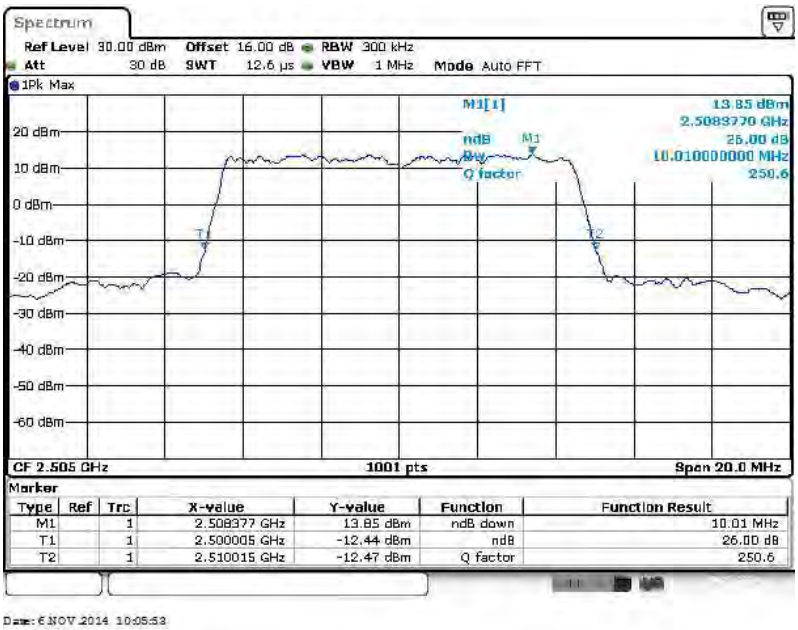

99% Occupied Bandwidth Plot on Channel 21100

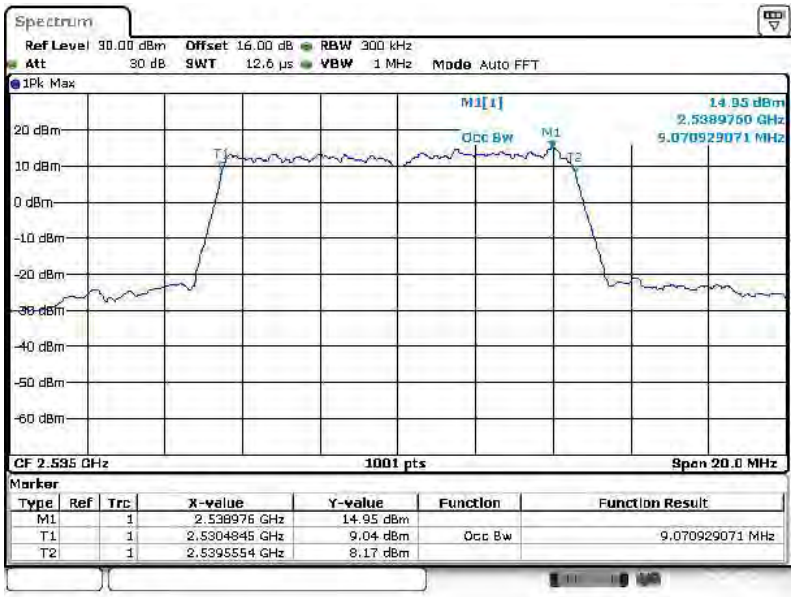

26dB Bandwidth Plot on Channel 21100

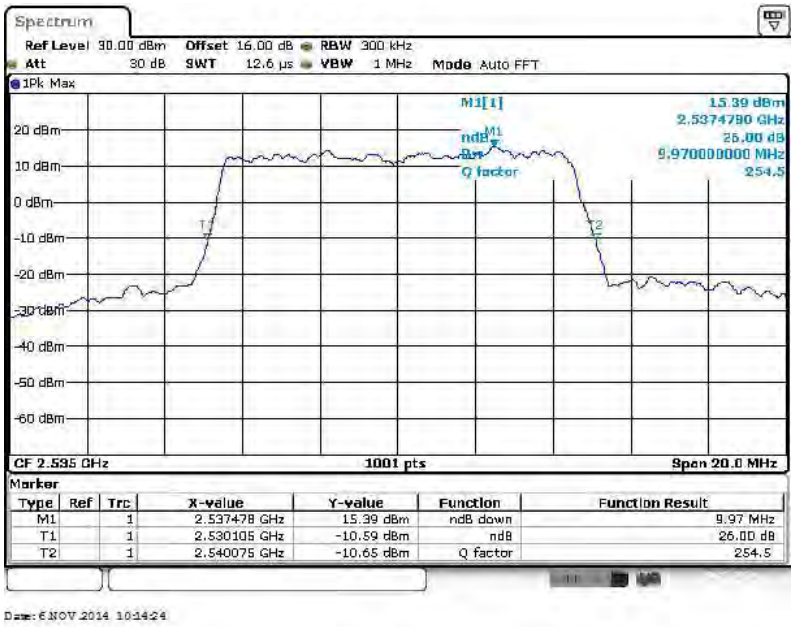

99% Occupied Bandwidth Plot on Channel 21400

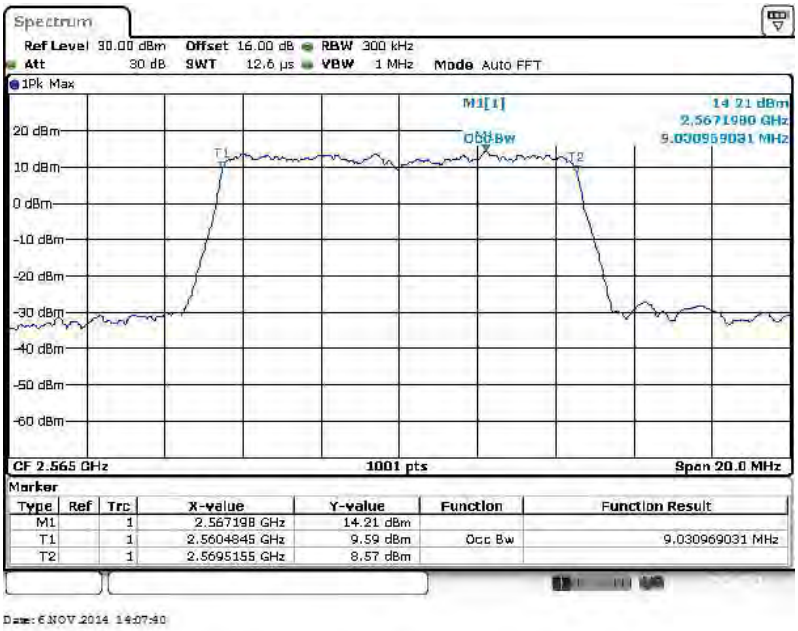

26dB Bandwidth Plot on Channel 21400

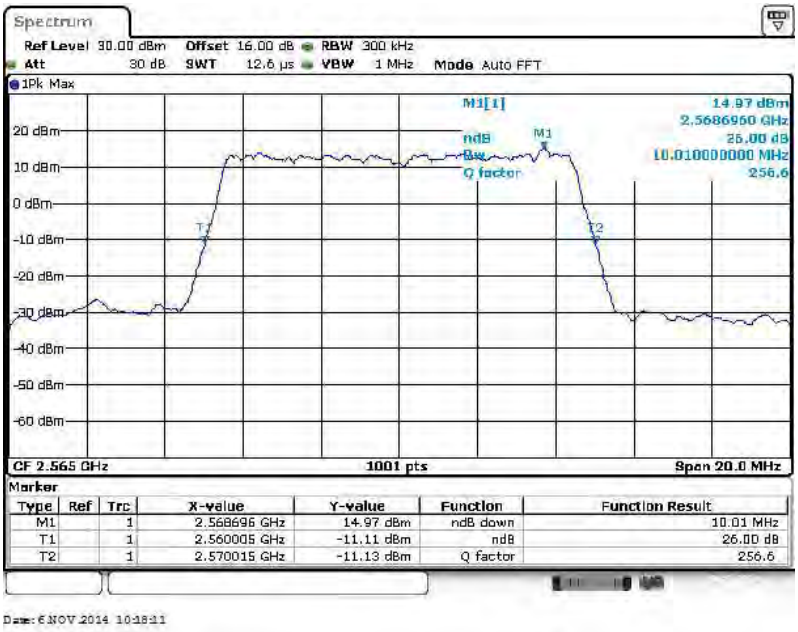

Band :	LTE Band 7	BW / Mod. :	15MHz / QPSK

99% Occupied Bandwidth Plot on Channel 20825

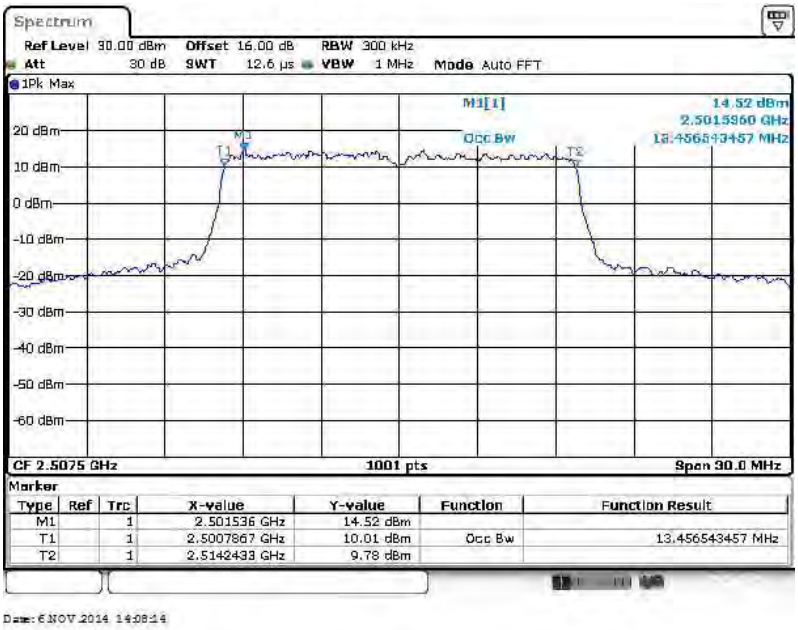

26dB Bandwidth Plot on Channel 20825

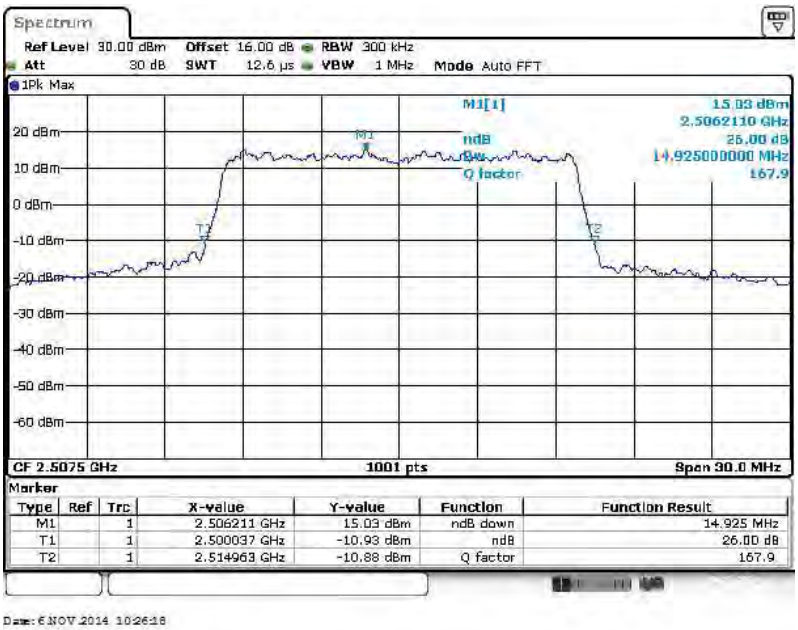

99% Occupied Bandwidth Plot on Channel 21100

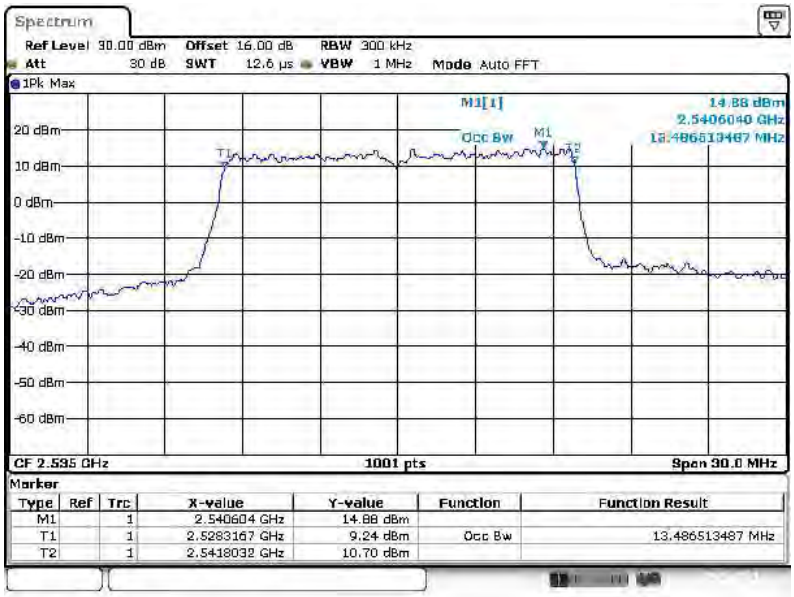

26dB Bandwidth Plot on Channel 21100

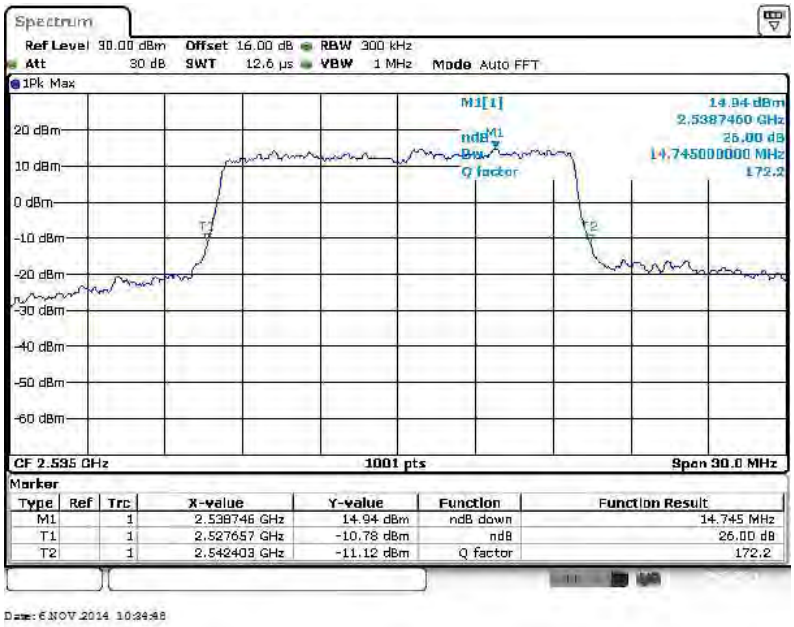

99% Occupied Bandwidth Plot on Channel 21375

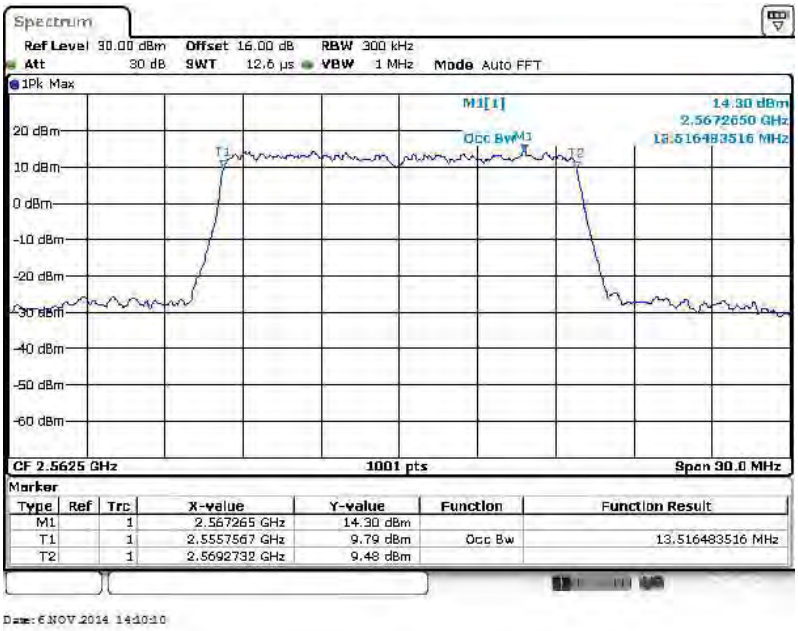

26dB Bandwidth Plot on Channel 21375

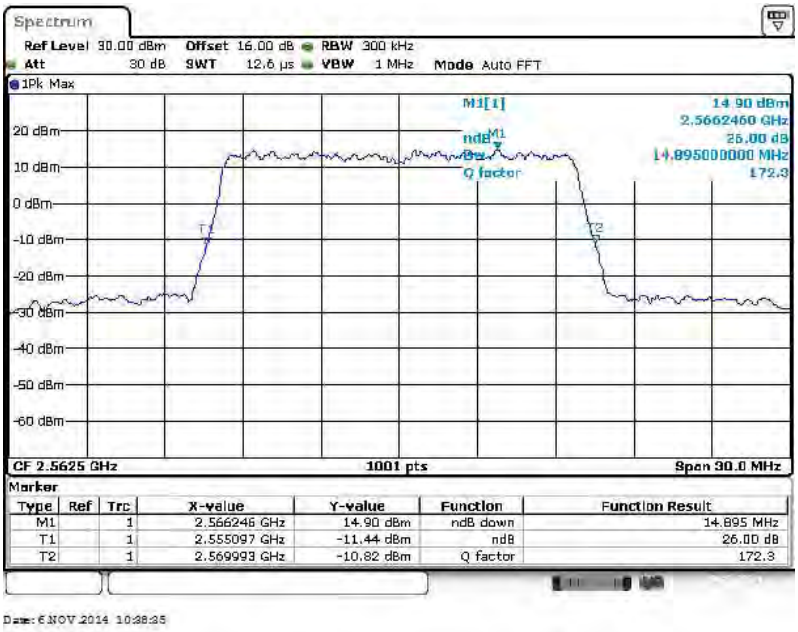

Band :	LTE Band 7	BW / Mod. :	15MHz / 16QAM

99% Occupied Bandwidth Plot on Channel 20825

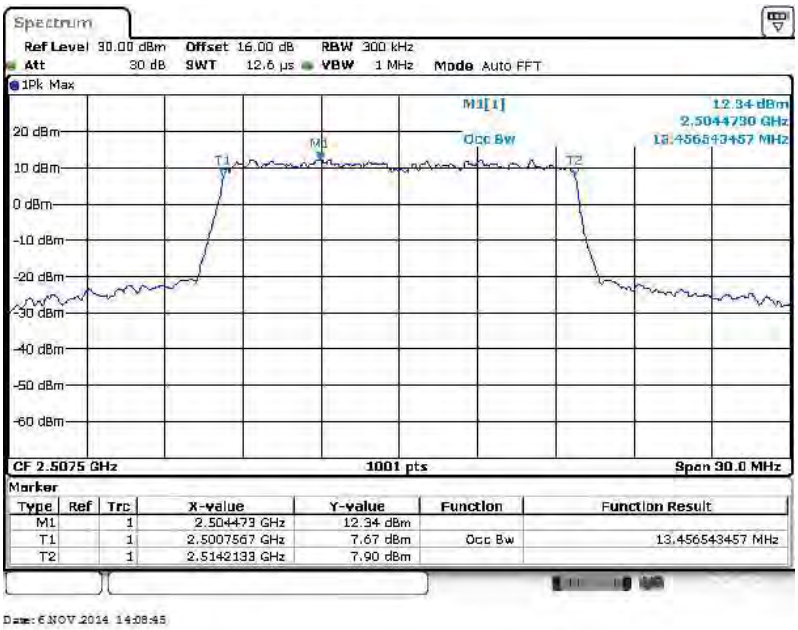

26dB Bandwidth Plot on Channel 20825

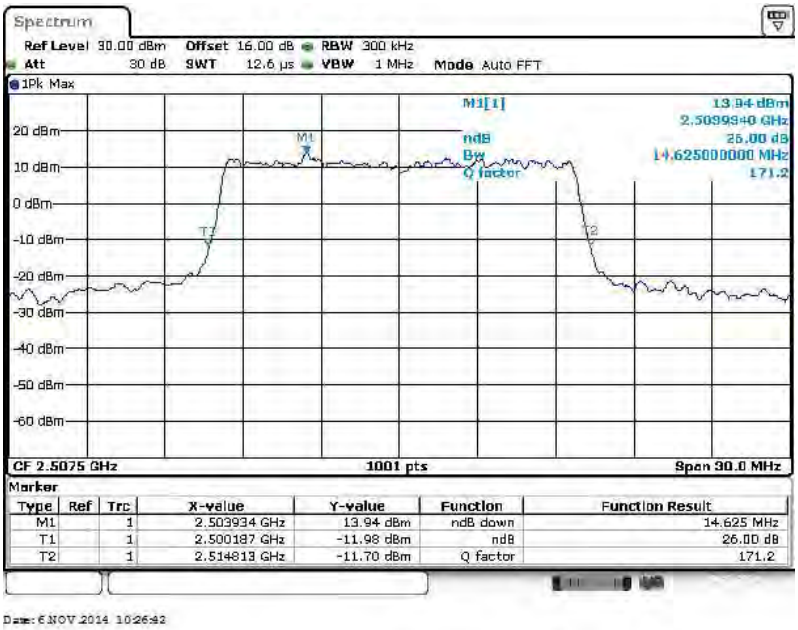

99% Occupied Bandwidth Plot on Channel 21100

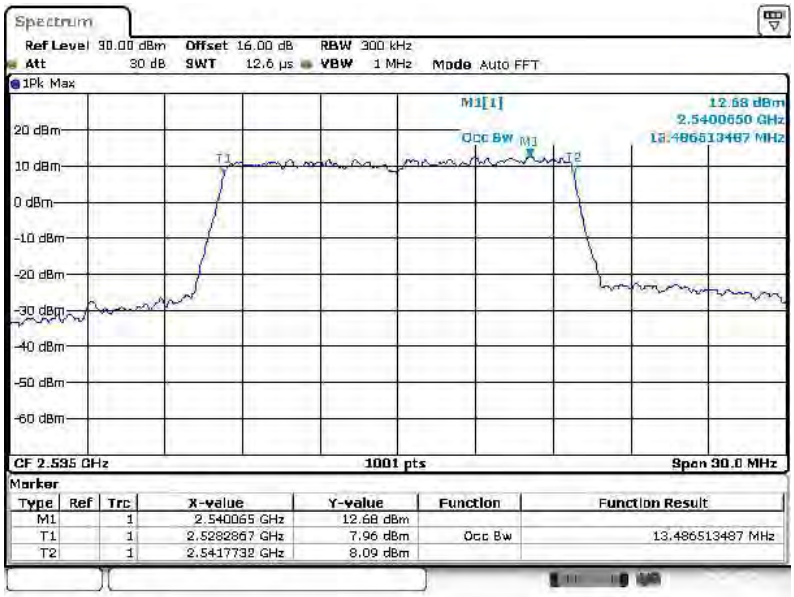

26dB Bandwidth Plot on Channel 21100

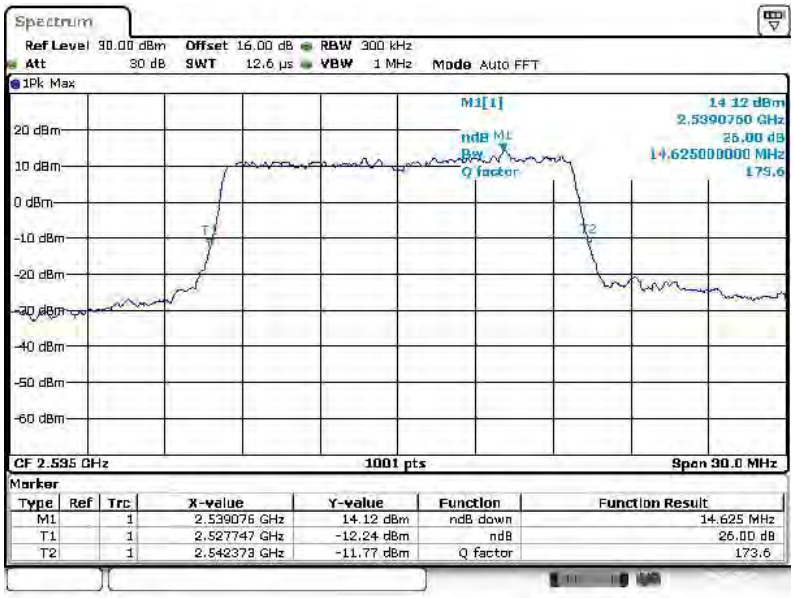

99% Occupied Bandwidth Plot on Channel 21375

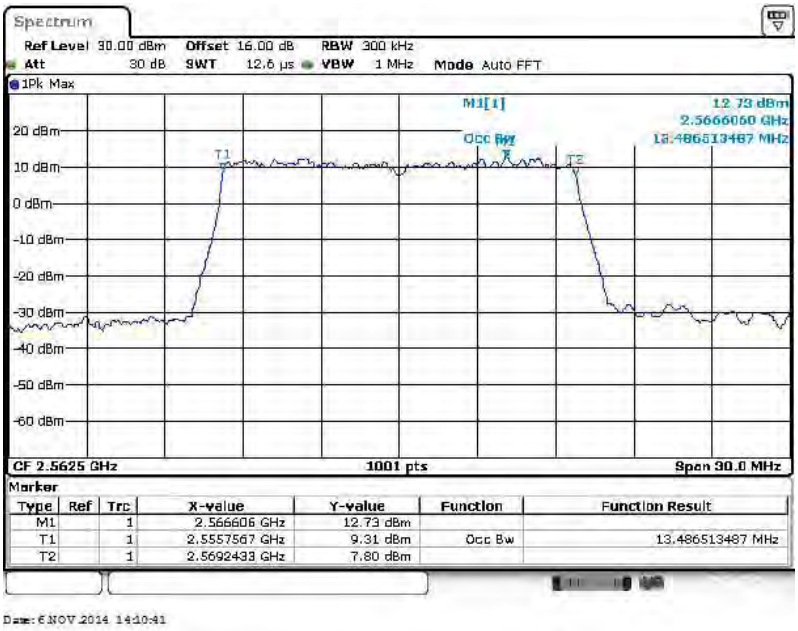

26dB Bandwidth Plot on Channel 21375

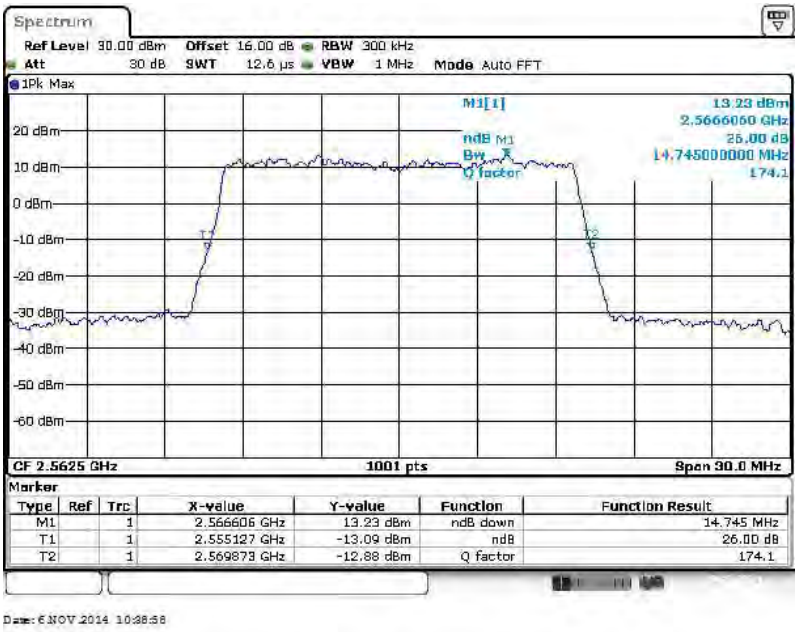

Band :	LTE Band 7	BW / Mod. :	20MHz / QPSK

99% Occupied Bandwidth Plot on Channel 20850

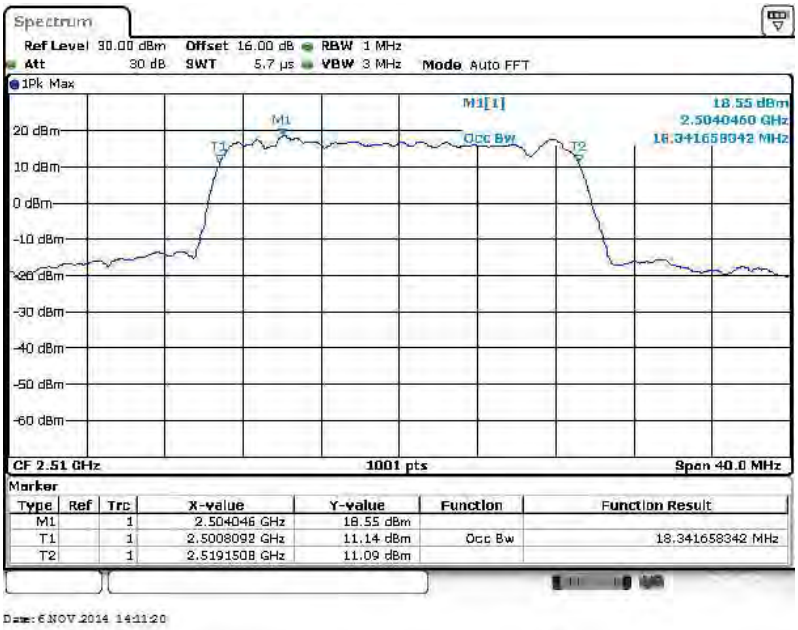

26dB Bandwidth Plot on Channel 20850

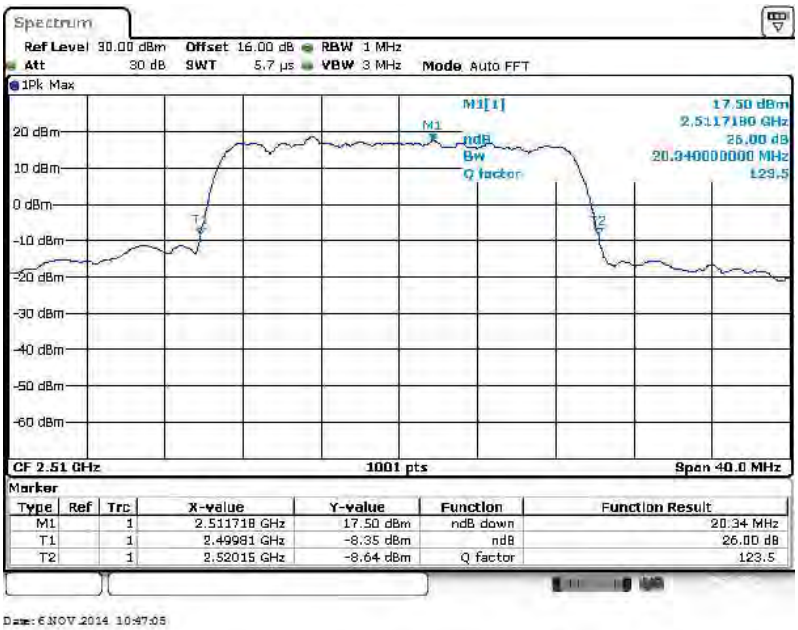

99% Occupied Bandwidth Plot on Channel 21100

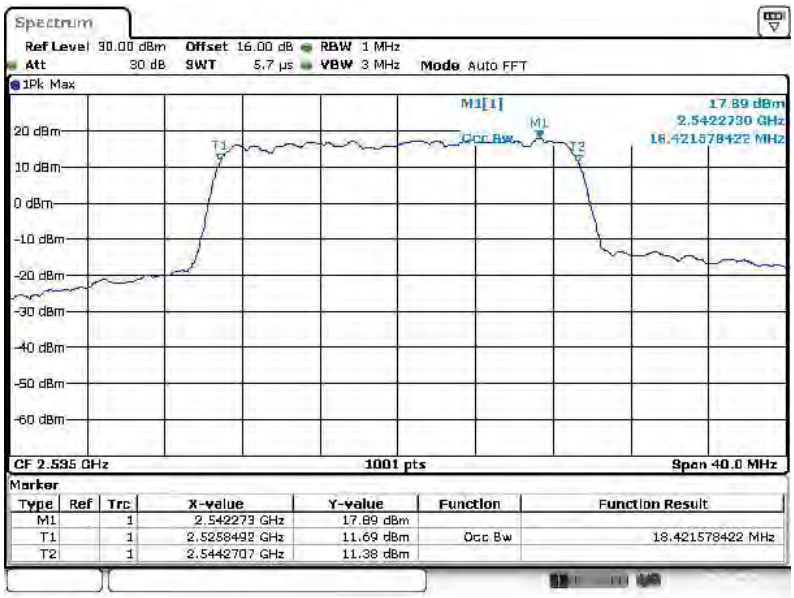

26dB Bandwidth Plot on Channel 21100

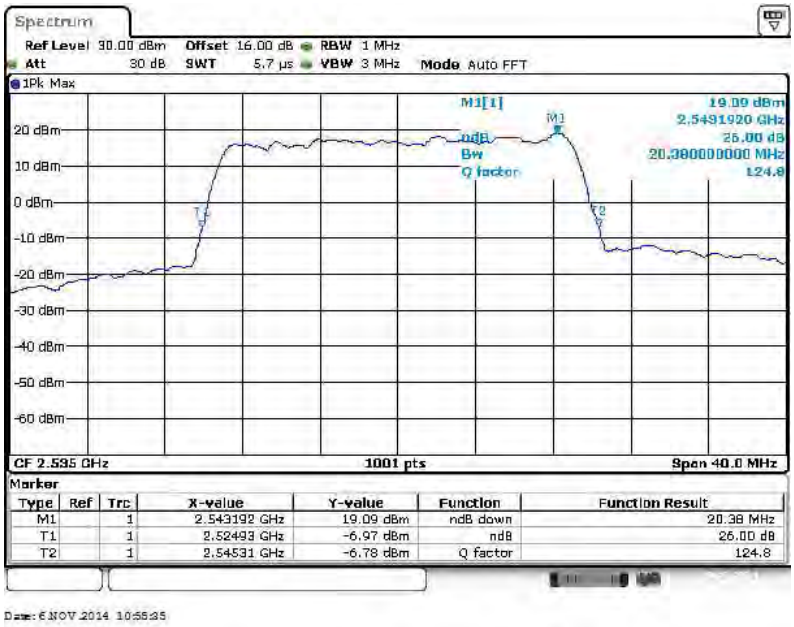

99% Occupied Bandwidth Plot on Channel 21350

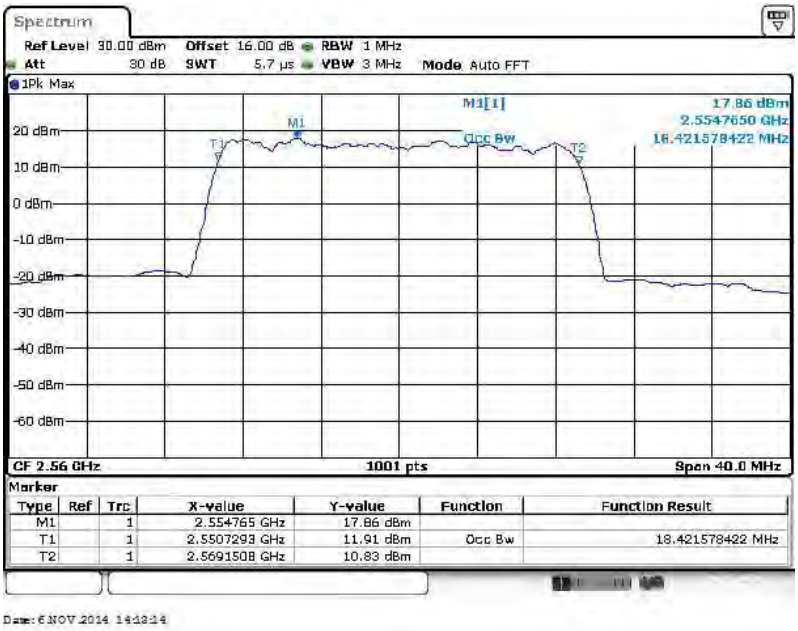

26dB Bandwidth Plot on Channel 21350

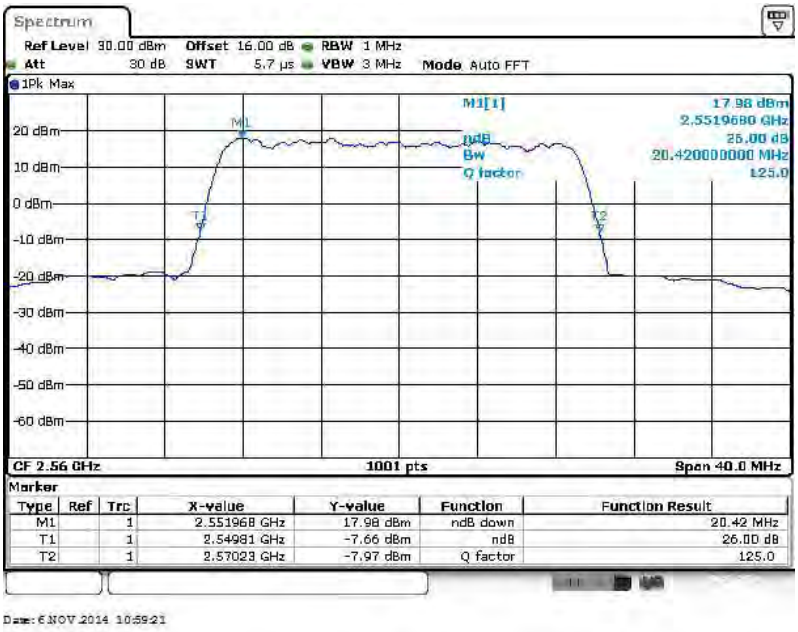

Band :	LTE Band 7	BW / Mod. :	20MHz / 16QAM

99% Occupied Bandwidth Plot on Channel 20850

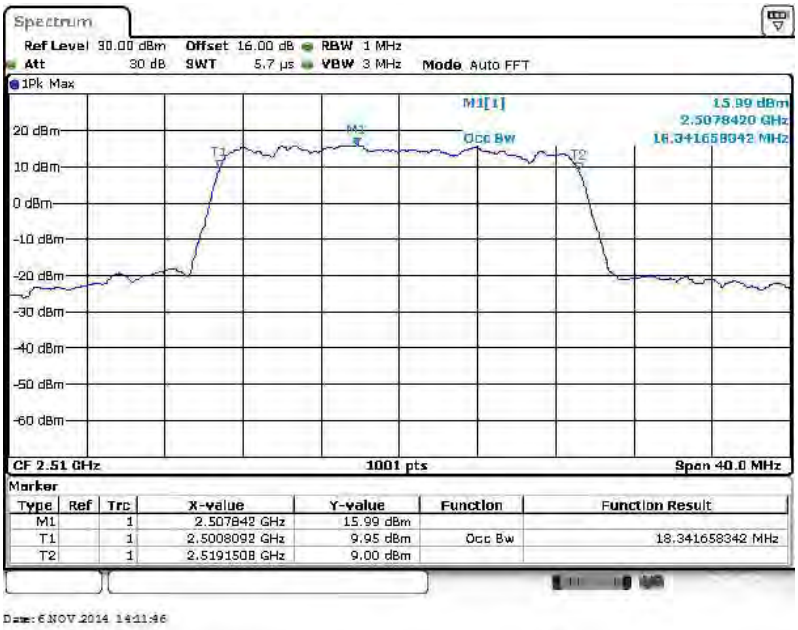

26dB Bandwidth Plot on Channel 20850

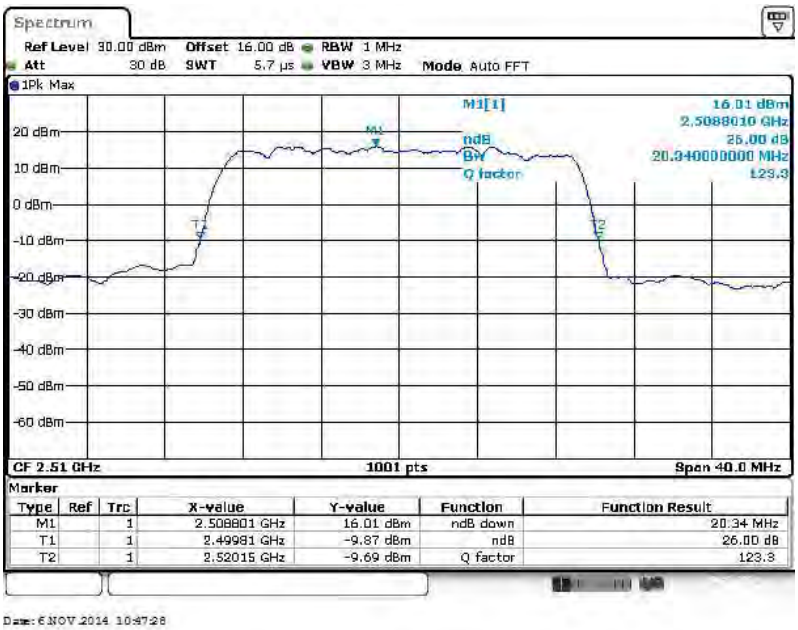

99% Occupied Bandwidth Plot on Channel 21100

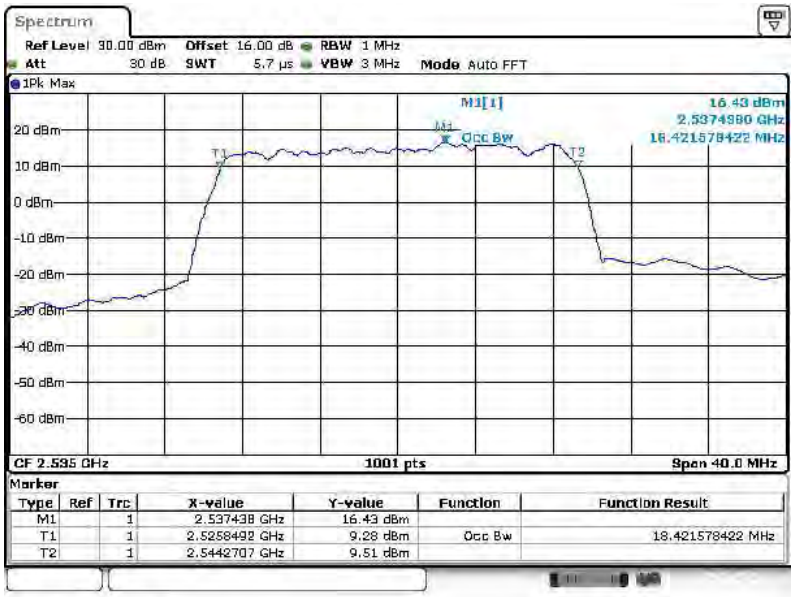

26dB Bandwidth Plot on Channel 21100

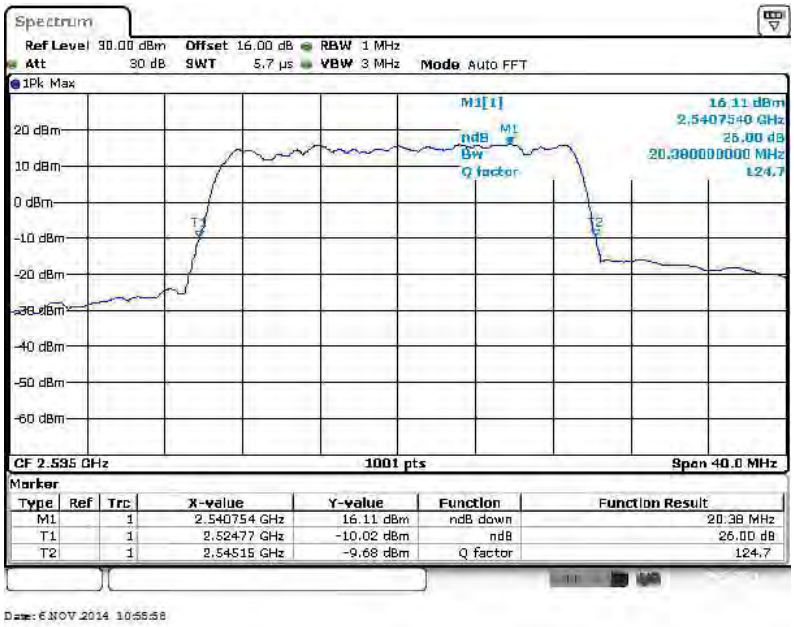

99% Occupied Bandwidth Plot on Channel 21350

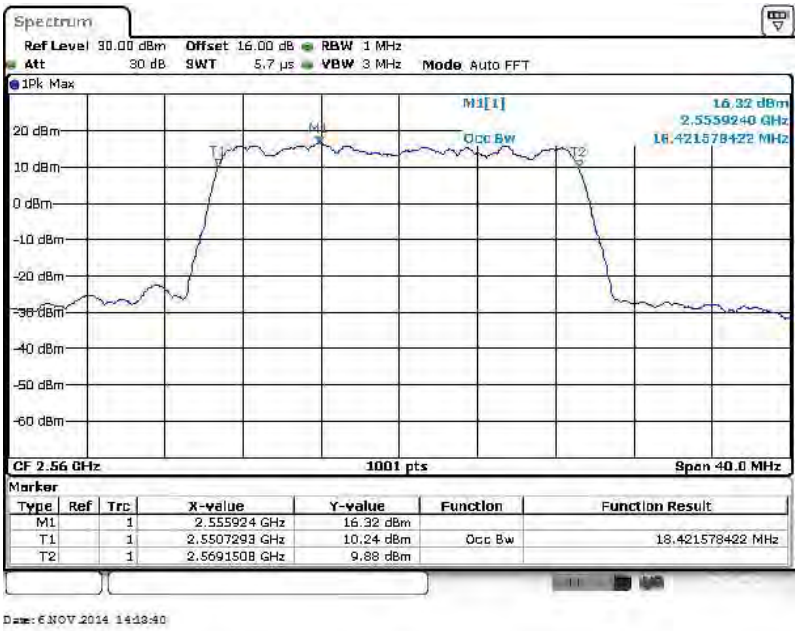

26dB Bandwidth Plot on Channel 21350

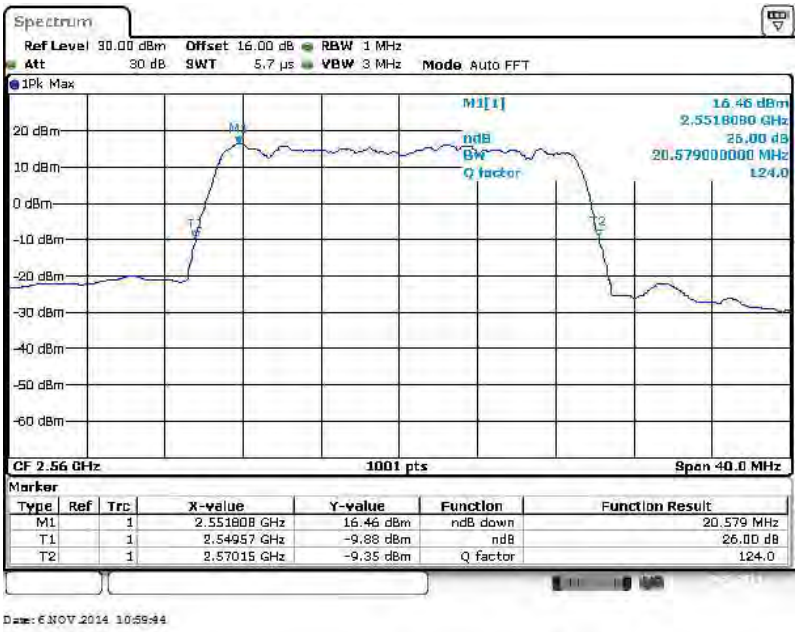

Band :	LTE Band 17	BW / Mod. :	5MHz / QPSK

99% Occupied Bandwidth Plot on Channel 23755

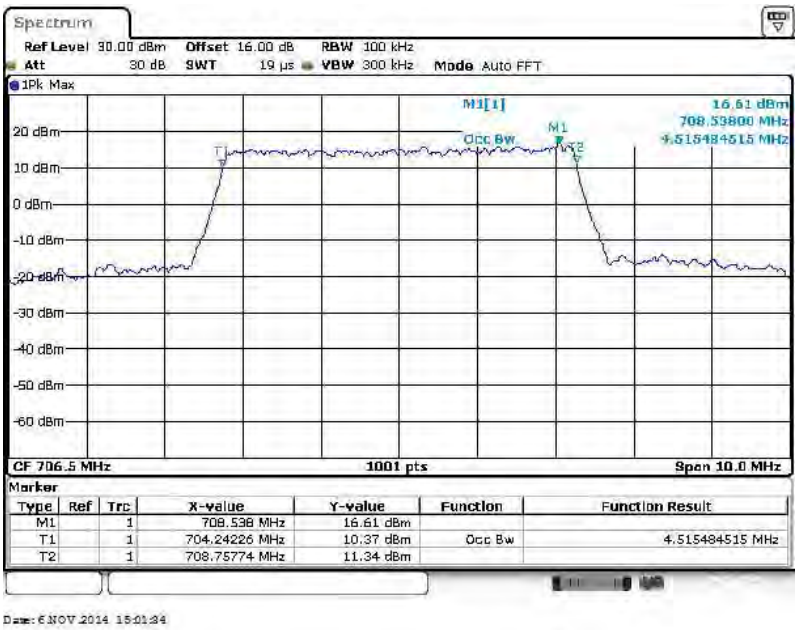

26dB Bandwidth Plot on Channel 23755

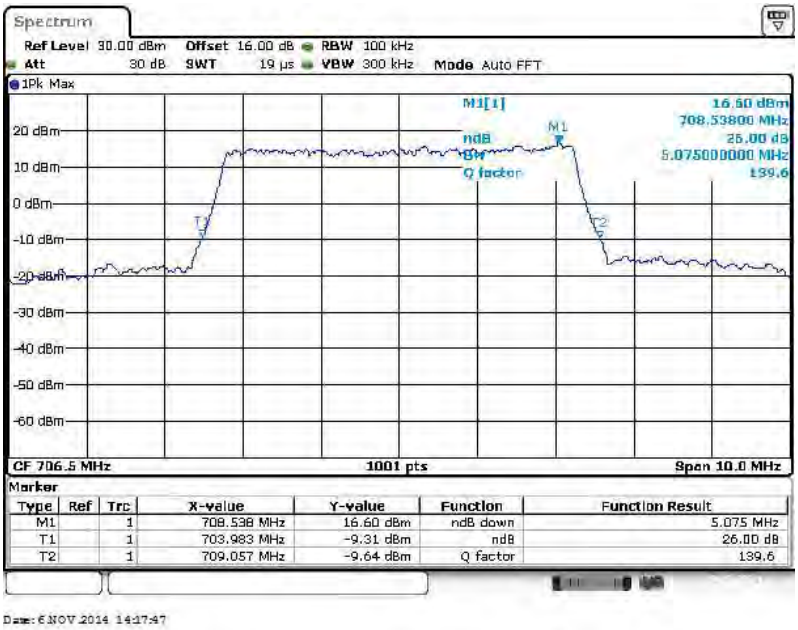

99% Occupied Bandwidth Plot on Channel 23790

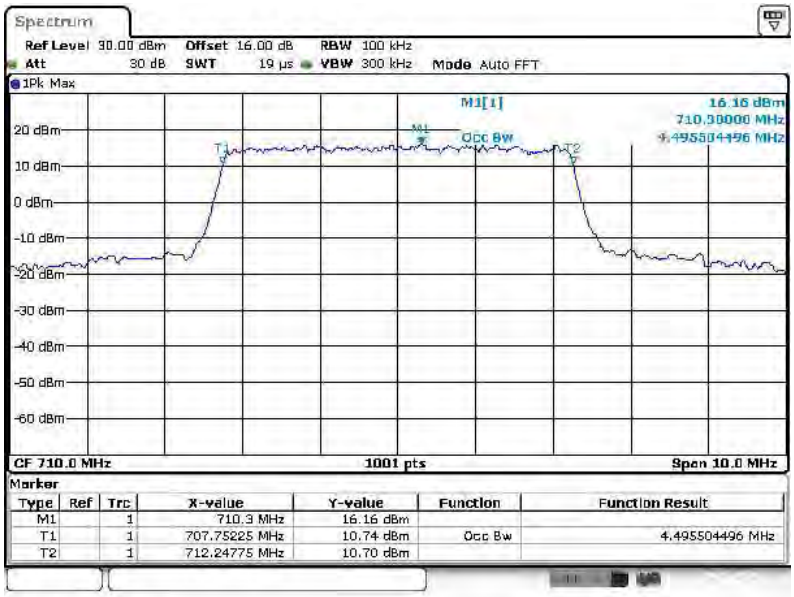

26dB Bandwidth Plot on Channel 23790

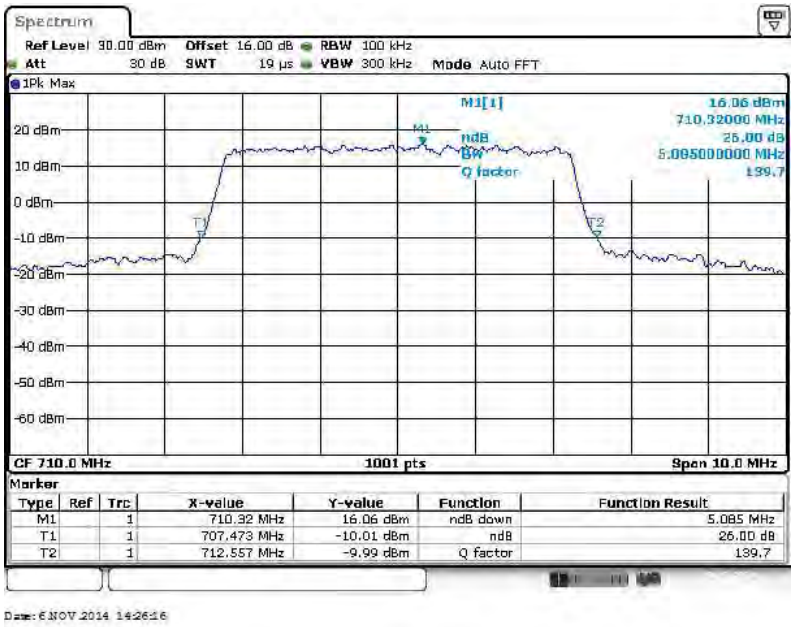

99% Occupied Bandwidth Plot on Channel 23825

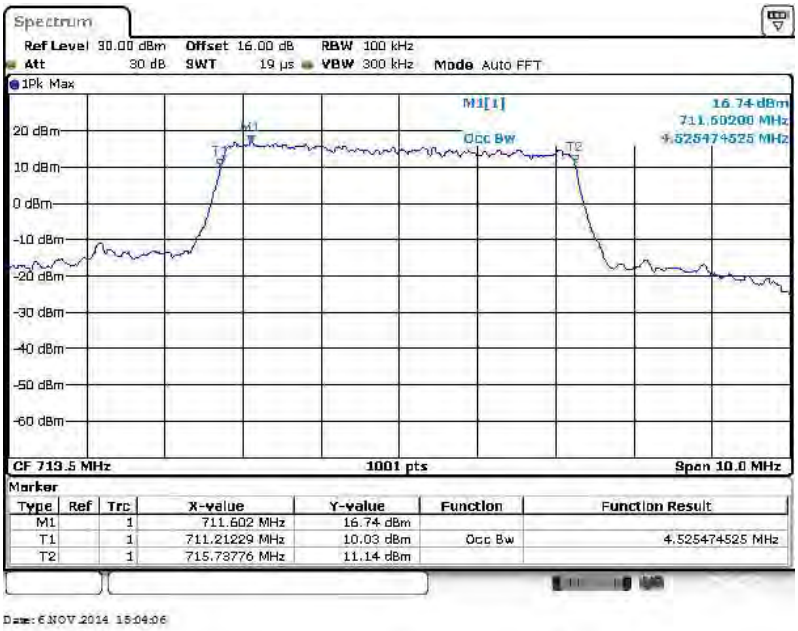

26dB Bandwidth Plot on Channel 23825

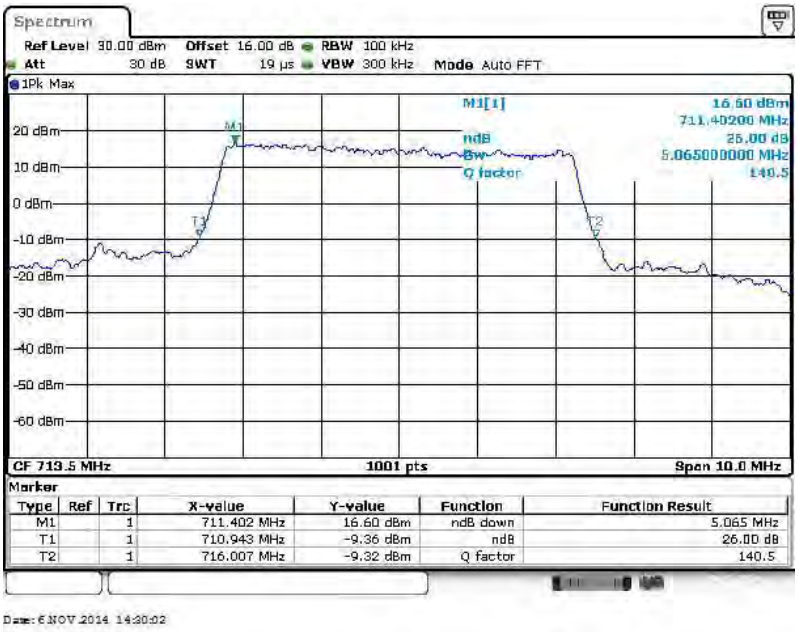

Band :	LTE Band 17	BW / Mod. :	5MHz / 16QAM

99% Occupied Bandwidth Plot on Channel 23755

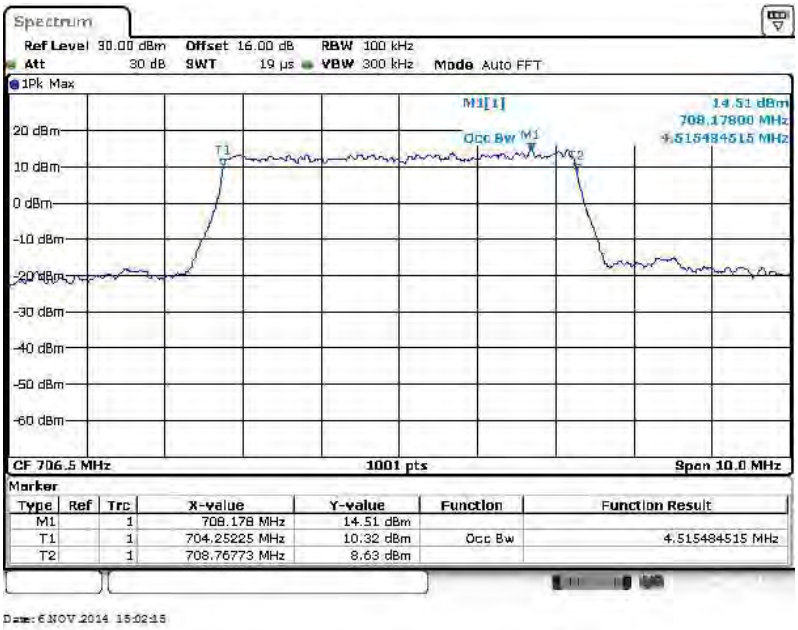

26dB Bandwidth Plot on Channel 23755

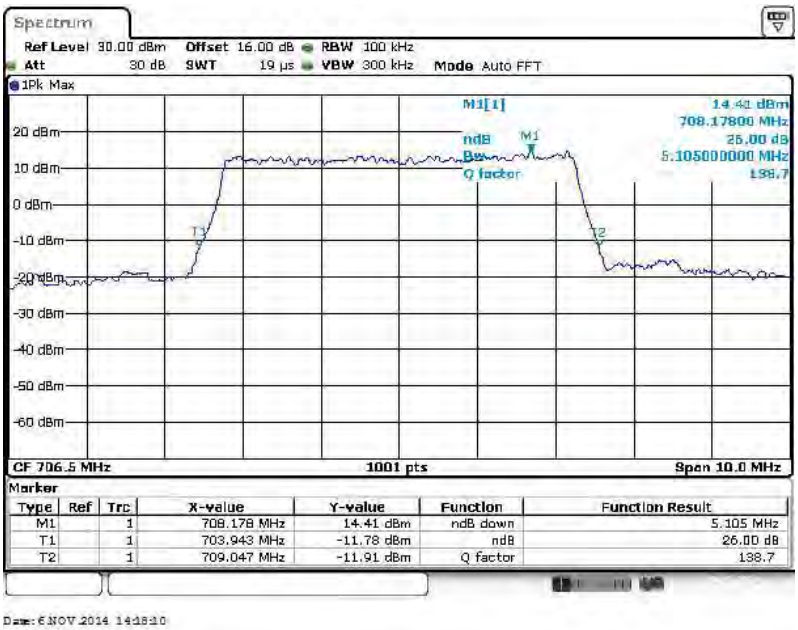

99% Occupied Bandwidth Plot on Channel 23790

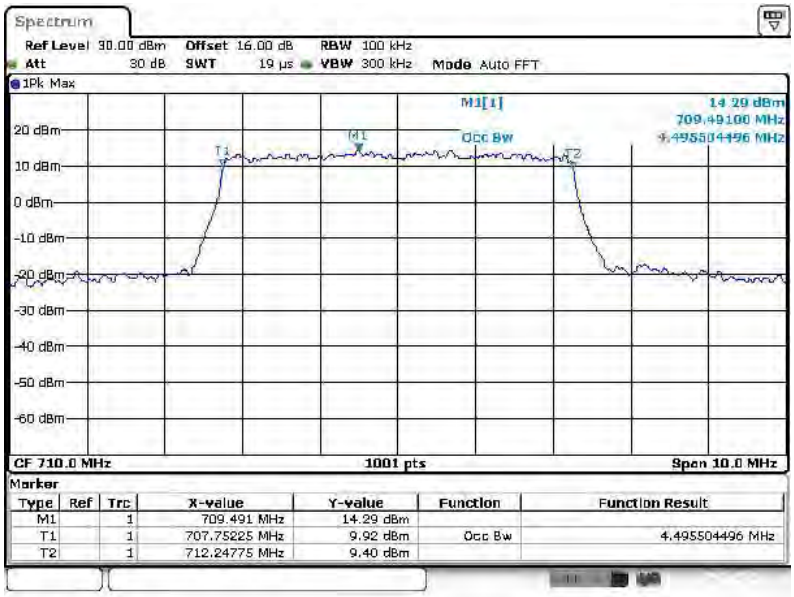

26dB Bandwidth Plot on Channel 23790

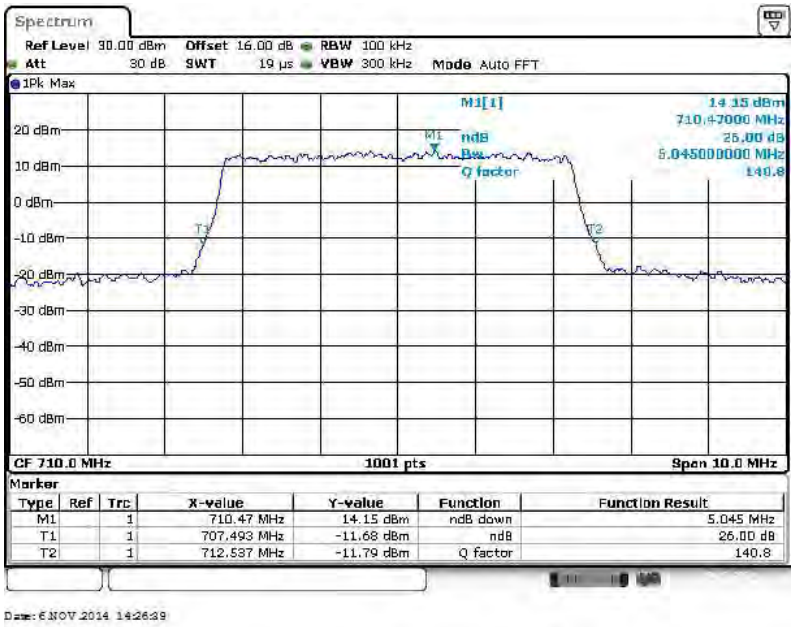

99% Occupied Bandwidth Plot on Channel 23825

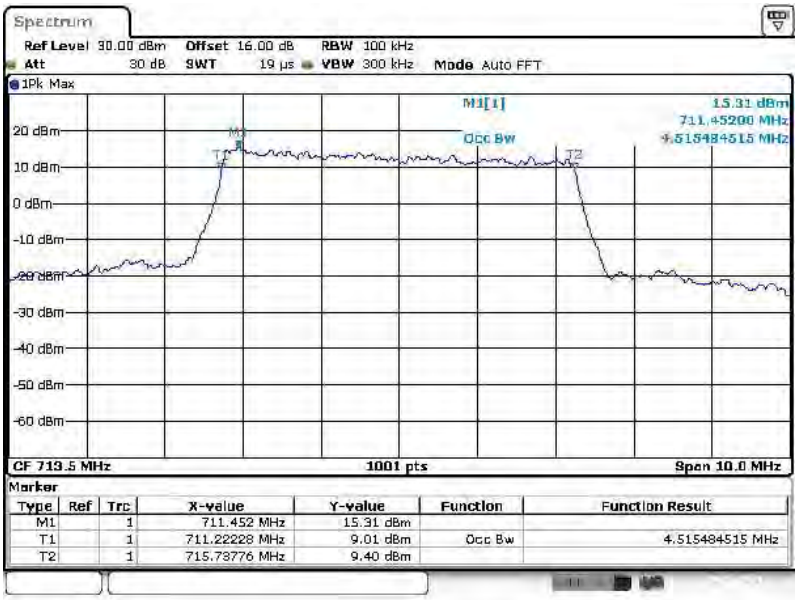

Date: 6 NOV 2014 15:04:46

26dB Bandwidth Plot on Channel 23825

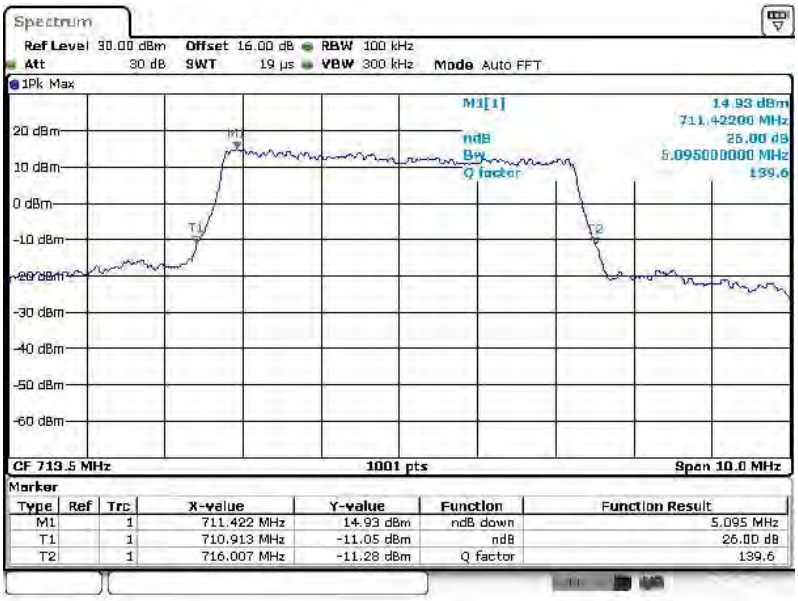

Date: 6 NOV 2014 14:20:25

Band :	LTE Band 17	BW / Mod. :	10MHz / QPSK

99% Occupied Bandwidth Plot on Channel 23780

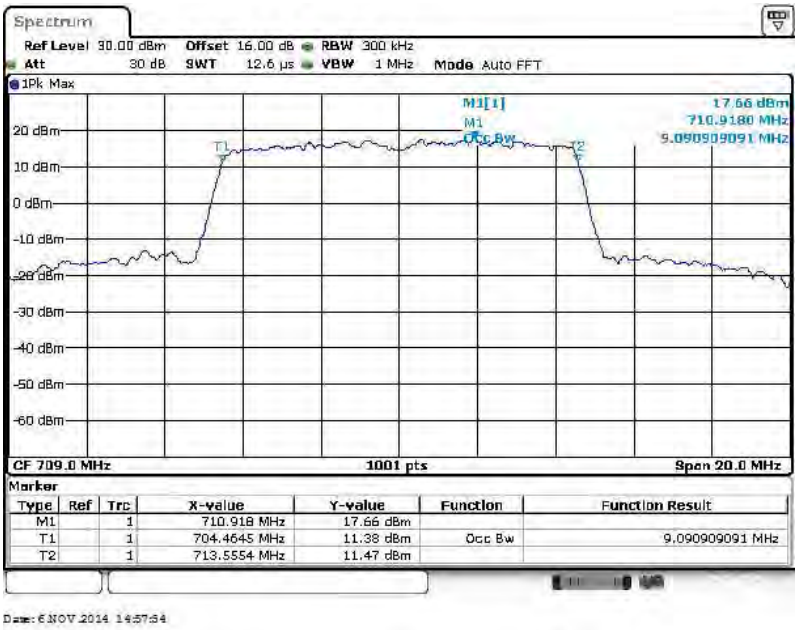

26dB Bandwidth Plot on Channel 23780

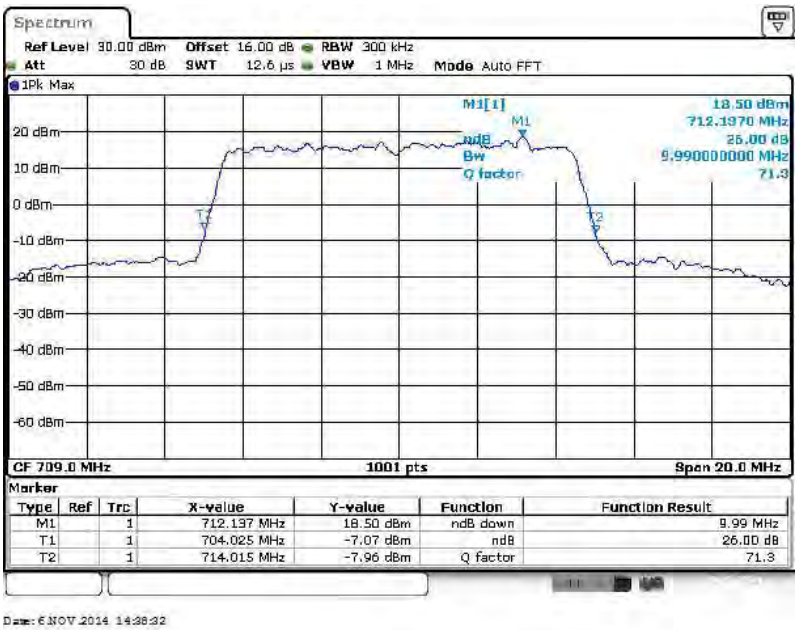

99% Occupied Bandwidth Plot on Channel 23790

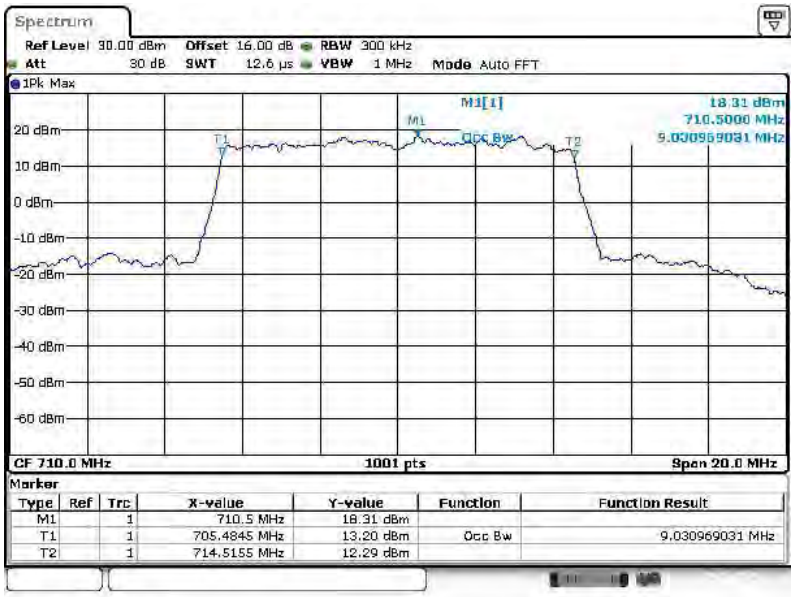

26dB Bandwidth Plot on Channel 23790

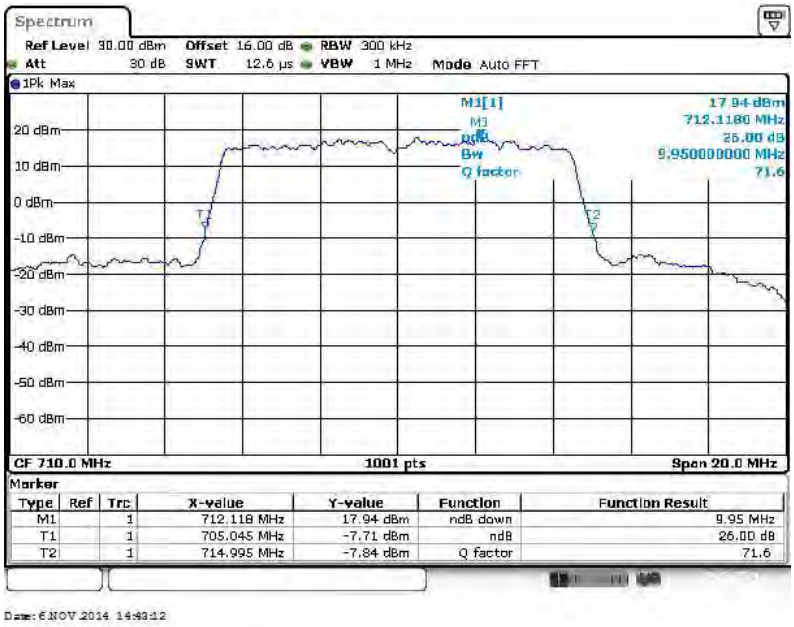

99% Occupied Bandwidth Plot on Channel 23800

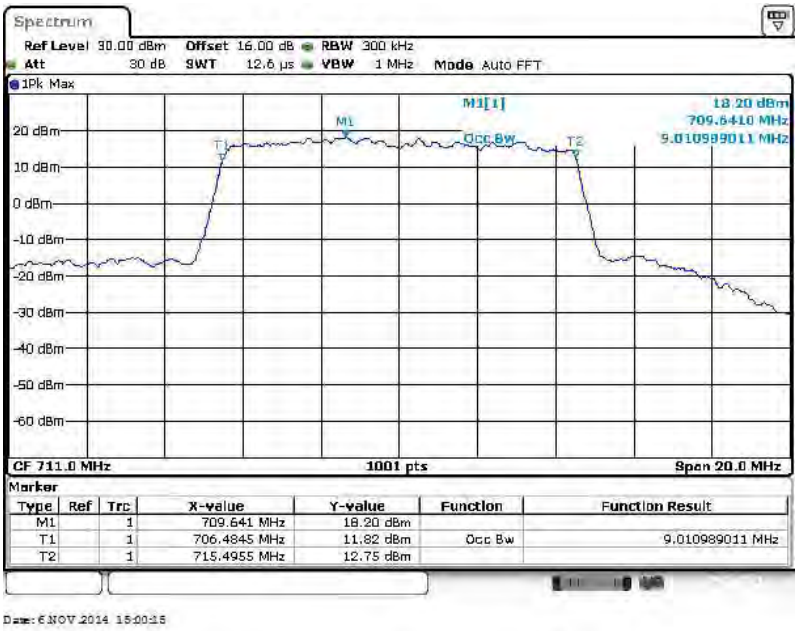

26dB Bandwidth Plot on Channel 23800

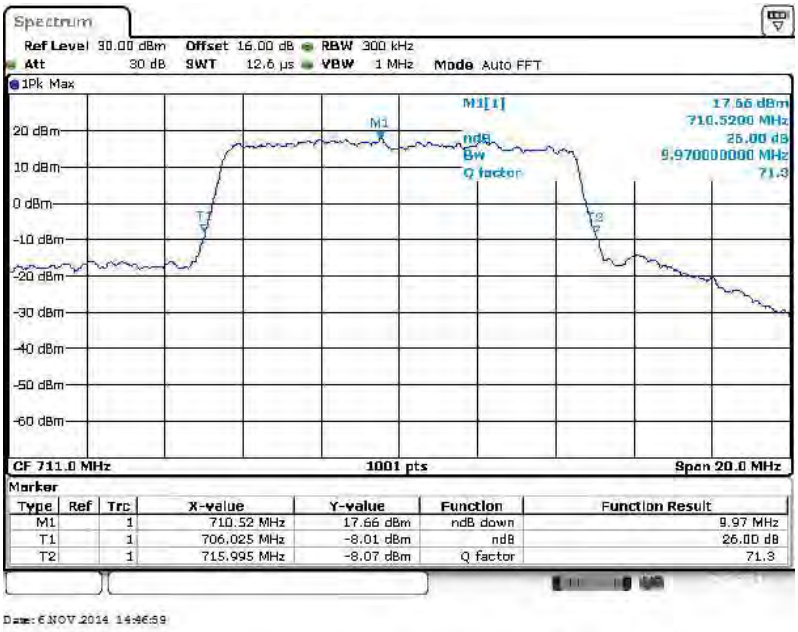

Band :	LTE Band 17	BW / Mod. :	10MHz / 16QAM

99% Occupied Bandwidth Plot on Channel 23780

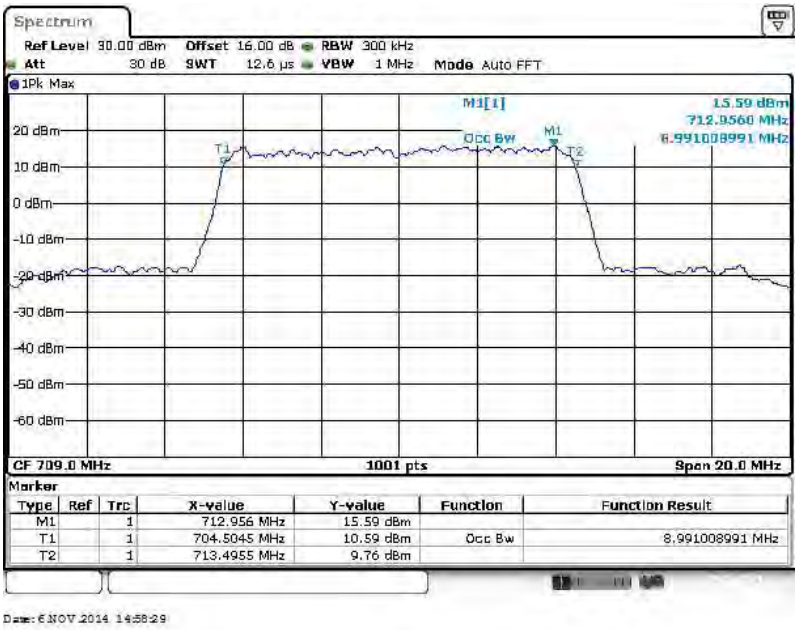

26dB Bandwidth Plot on Channel 23780

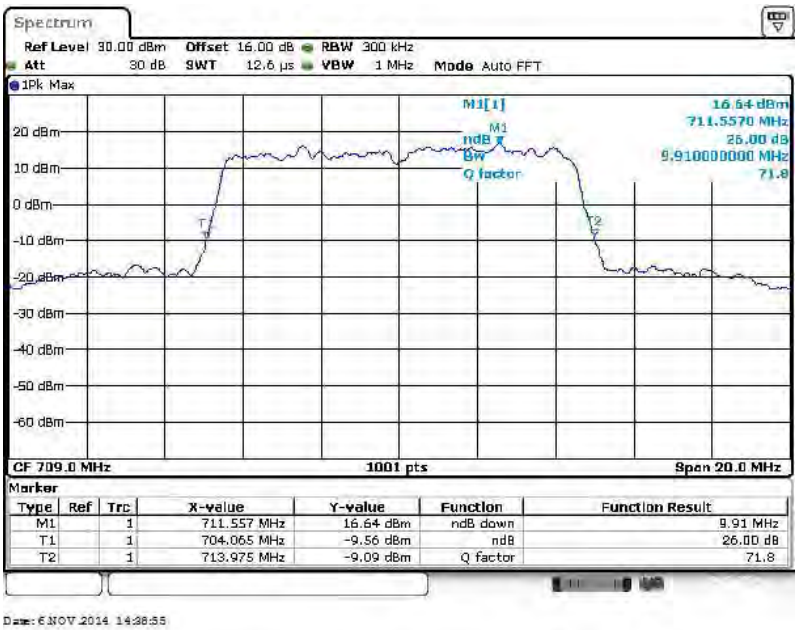

99% Occupied Bandwidth Plot on Channel 23790

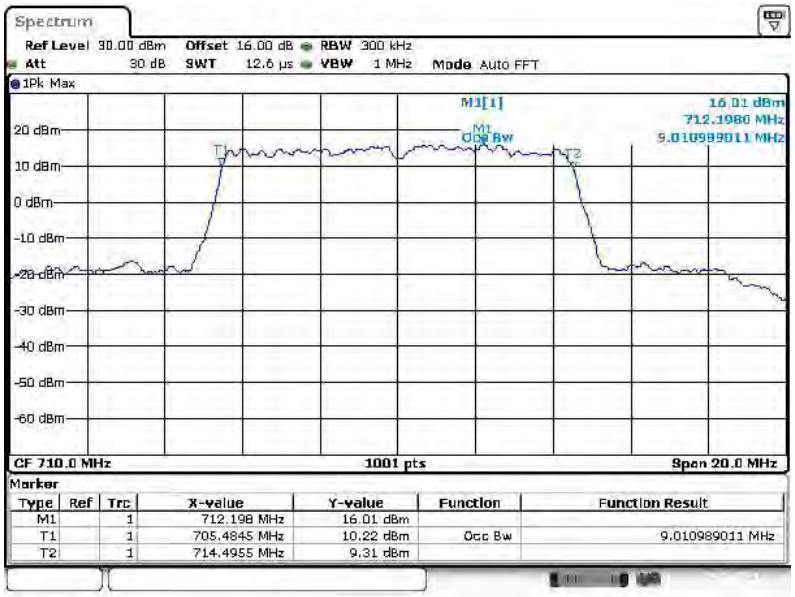

26dB Bandwidth Plot on Channel 23790

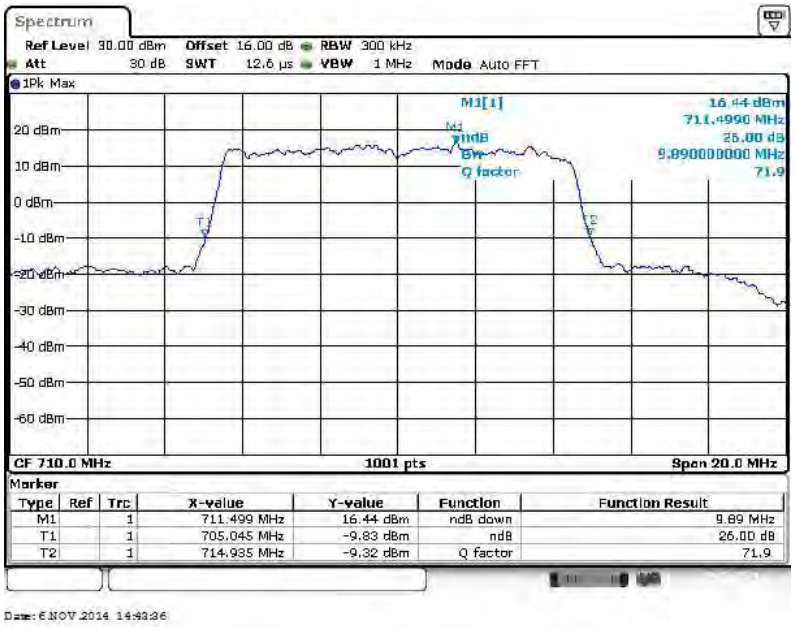

99% Occupied Bandwidth Plot on Channel 23800

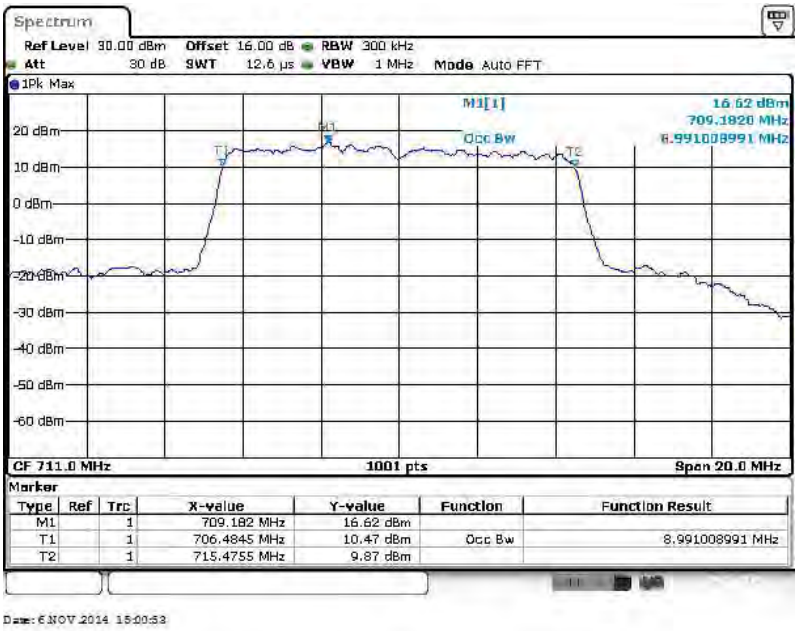

26dB Bandwidth Plot on Channel 23800

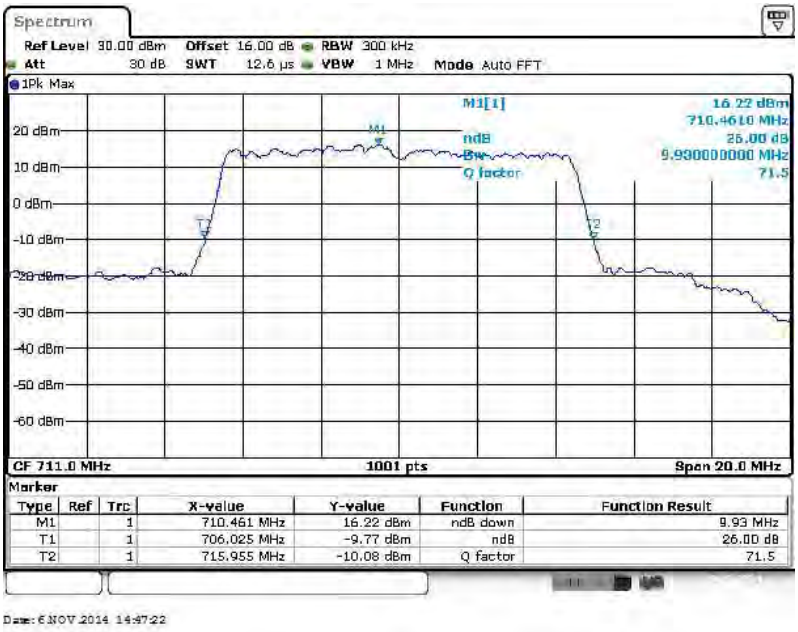

3.5 Conducted Band Edge Measurement

3.5.1 Description of Conducted Band Edge Measurement

24.238 (a) for Band 2

For operations in the 1850-1910 and 1930-1990 MHz band, the FCC limit is 43 + $10\log_{10}$(P[Watts]) dB below the transmitter power P(Watts) in a 1MHz bandwidth. However, in the 1 MHz bands immediately outside and adjacent to the frequency block a resolution bandwidth of at least one percent of the emission bandwidth of the fundamental emission of the transmitter may be employed.

27.53 (h) for Band 4

For operations in the 1710 – 1755 MHz band, the FCC limit is 43 + $10\log_{10}$(P[Watts]) dB below the transmitter power P(Watts) in a 1 MHz bandwidth. However, in the 1MHz bands immediately outside and adjacent to the licensee's frequency block, a resolution bandwidth of at least one percent of the emission bandwidth of the fundamental emission of the transmitter may be employed.

27.53 (g) for Band 17

For operations in the 698 -746 MHz band, the FCC limit is 43 + 10log10(P[Watts]) dB below the transmitter power P(Watts) in a 100 kHz bandwidth. However, in the 100 kilohertz bands immediately outside and adjacent to a licensee's frequency block, a resolution bandwidth of at least 30 kHz may be employed.

27.53(m)(4) for Band 7

For mobile digital stations, the attenuation factor shall be not less than 40 + 10 log (P) dB on all frequencies between the channel edge and 5 megahertz from the channel edge, 43 + 10 log (P) dB on all frequencies between 5 megahertz and X megahertz from the channel edge, and 55 + 10 log (P) dB on all frequencies more than X megahertz from the channel edge, where X is the greater of 6 megahertz or the actual emission bandwidth as defined in paragraph (m)(6) of this section. In addition, the attenuation factor shall not be less that 43 + 10 log (P) dB on all frequencies between 2490.5 MHz and 2496 MHz and 55 + 10 log (P) dB at or below 2490.5 MHz. Mobile Satellite Service licensees operating on frequencies below 2495 MHz may also submit a documented interference complaint against BRS licensees operating on channel BRS Channel 1 on the same terms and conditions as adjacent channel BRS or EBS licensees.

3.5.2 Measuring Instruments

The measuring equipment is listed in the section 4 of this test report.

3.5.3 Test Procedures

1. The EUT was connected to spectrum analyzer and LTE base station via a power divider.
2. The band edges of low and high channels for the highest RF powers were measured. Set RBW >= 1% EBW in the 1MHz band immediately outside and adjacent to the band edge.
3. Set spectrum analyzer with RMS detector.
4. The RF fundamental frequency should be excluded against the limit line in the operating frequency band.
5. The limit line is derived from 43 + 10log(P)dB below the transmitter power P(Watts)

   = P(W)- [43 + 10log(P)] (dB)

   = [30 + 10log(P)] (dBm) - [43 + 10log(P)] (dB)

   = -13dBm.

   <For Band 7>

   The limit line is derived from 55+ 10log(P)dB below the transmitter power P(Watts)

   = P(W)- [55 + 10log(P)] (dB)

   = [30 + 10log(P)] (dBm) - [55 + 10log(P)] (dB)

   = -25dBm.

3.5.4 Test Setup

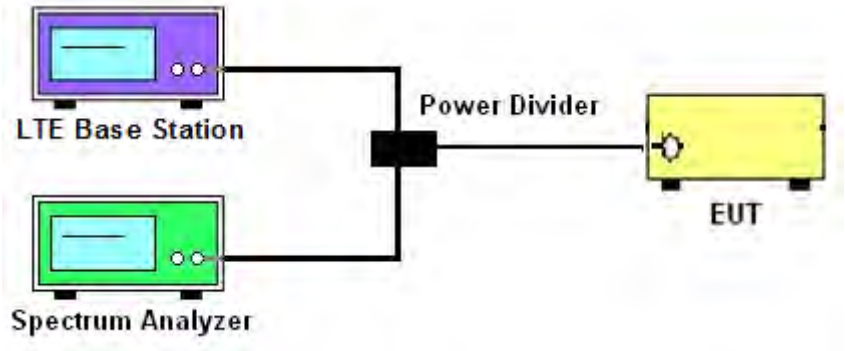

3.5.5 Test Result (Plots) of Conducted Band Edge

Band :	LTE Band 2	Band Width :	1.4MHz / QPSK

Lower Band Edge Plot for QPSK-RB Size 1, RB Offset 0

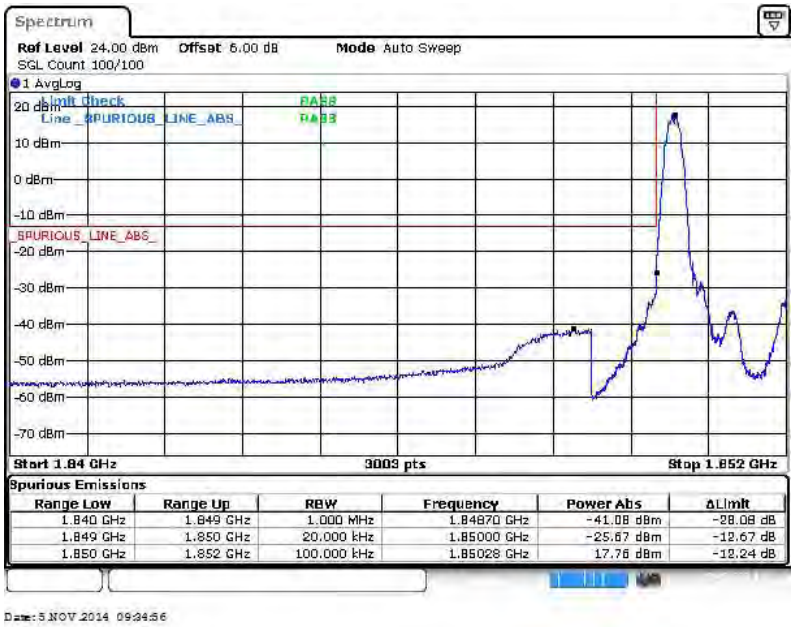

Lower Band Edge Plot for QPSK-RB Size 6, RB Offset 0

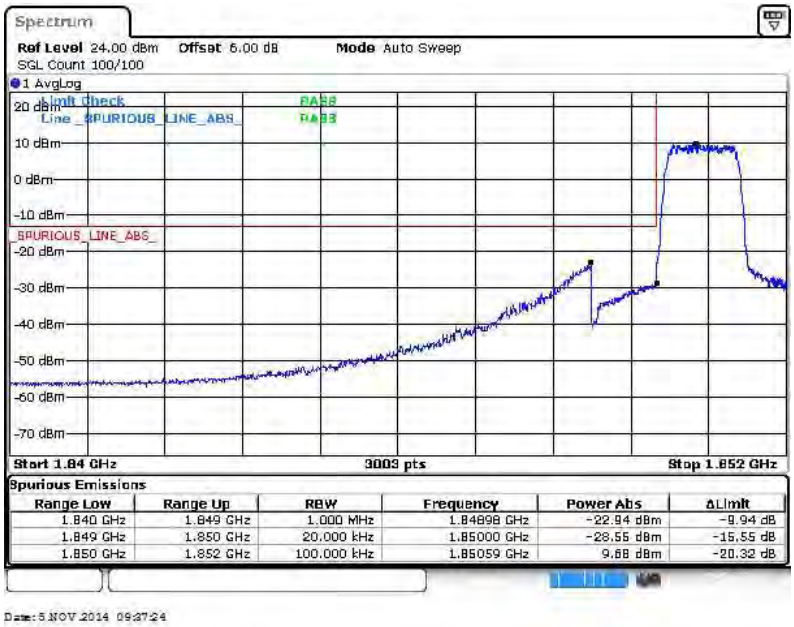

Higher Band Edge Plot for QPSK-RB Size 1, RB Offset 5

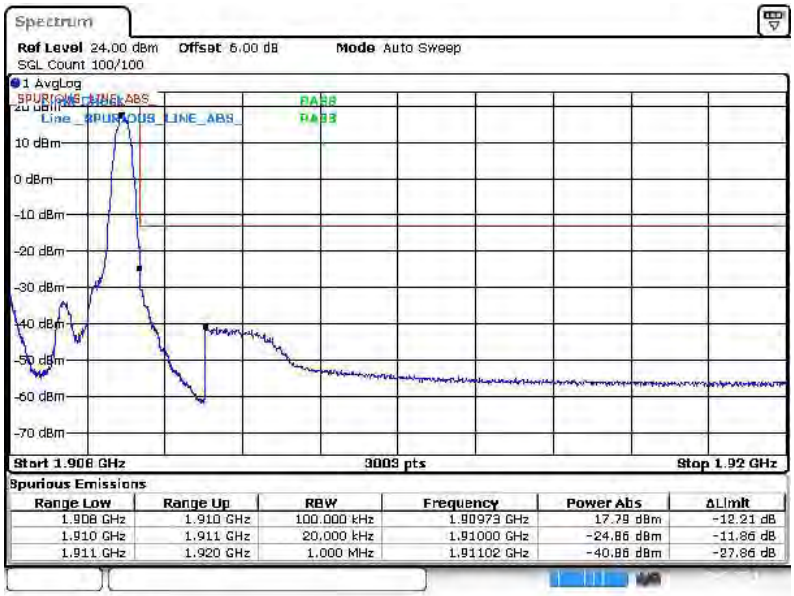

Spurious Emissions

Range Low	Range Up	RBW	Frequency	Power Abs	ΔLimit
1.908 GHz	1.910 GHz	100.000 kHz	1.90979 GHz	17.79 dBm	-12.21 dB
1.910 GHz	1.911 GHz	20.000 kHz	1.91000 GHz	-24.86 dBm	-11.86 dB
1.911 GHz	1.920 GHz	1.000 MHz	1.91102 GHz	-40.86 dBm	-27.86 dB

Date: 5.NOV.2014 09:47:20

Higher Band Edge Plot for QPSK-RB Size 6, RB Offset 0

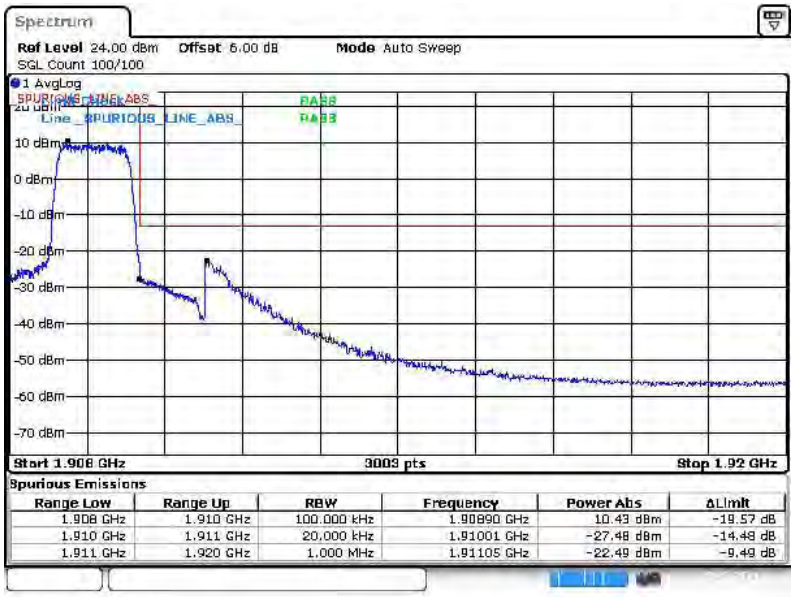

Spurious Emissions

Range Low	Range Up	RBW	Frequency	Power Abs	ΔLimit
1.908 GHz	1.910 GHz	100.000 kHz	1.90890 GHz	10.43 dBm	-19.57 dB
1.910 GHz	1.911 GHz	20.000 kHz	1.91001 GHz	-27.48 dBm	-14.48 dB
1.911 GHz	1.920 GHz	1.000 MHz	1.91105 GHz	-22.49 dBm	-9.49 dB

Date: 5.NOV.2014 09:49:58

Band :	LTE Band 2	Band Width :	1.4MHz / 16QAM

Lower Band Edge Plot for 16QAM -RB Size 1, RB Offset 0

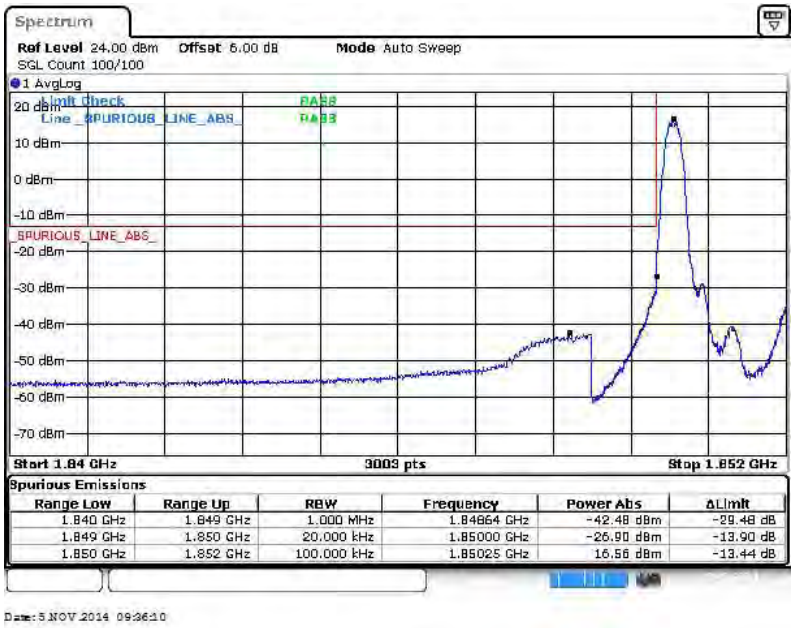

Spurious Emissions

Range Low	Range Up	RBW	Frequency	Power Abs	ΔLimit
1.840 GHz	1.849 GHz	1.000 MHz	1.84864 GHz	-42.48 dBm	-29.48 dB
1.849 GHz	1.850 GHz	20.000 kHz	1.85000 GHz	-26.90 dBm	-13.90 dB
1.850 GHz	1.852 GHz	100.000 kHz	1.85025 GHz	16.56 dBm	-13.44 dB

Date: 5.NOV.2014 09:36:10

Lower Band Edge Plot for 16QAM -RB Size 6, RB Offset 0

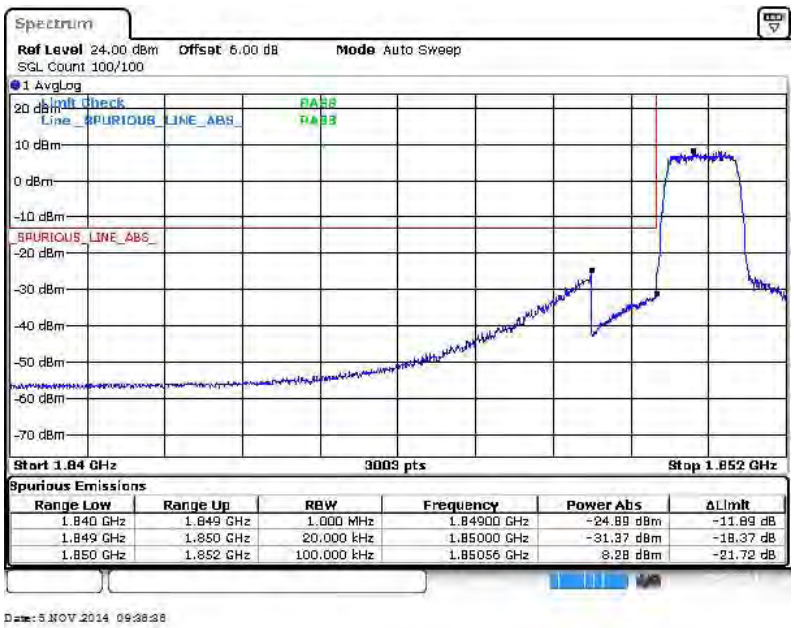

Spurious Emissions

Range Low	Range Up	RBW	Frequency	Power Abs	ΔLimit
1.840 GHz	1.849 GHz	1.000 MHz	1.84900 GHz	-24.89 dBm	-11.89 dB
1.849 GHz	1.850 GHz	20.000 kHz	1.85000 GHz	-31.37 dBm	-18.37 dB
1.850 GHz	1.852 GHz	100.000 kHz	1.85056 GHz	8.28 dBm	-21.72 dB

Date: 5.NOV.2014 09:38:38

Higher Band Edge Plot for 16QAM -RB Size 1, RB Offset 5

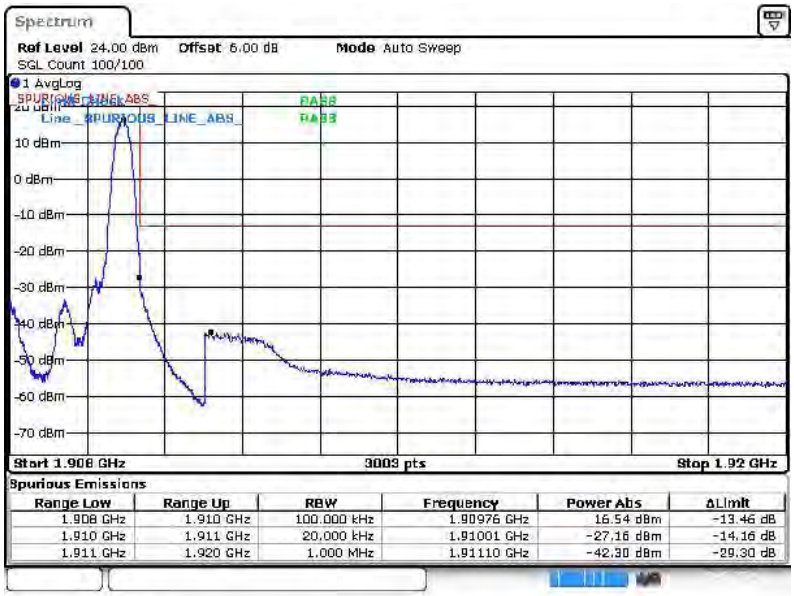

Spurious Emissions

Range Low	Range Up	RBW	Frequency	Power Abs	ΔLimit
1.908 GHz	1.910 GHz	100.000 kHz	1.90976 GHz	16.54 dBm	-13.46 dB
1.910 GHz	1.911 GHz	20.000 kHz	1.91001 GHz	-27.16 dBm	-14.16 dB
1.911 GHz	1.920 GHz	1.000 MHz	1.91110 GHz	-42.30 dBm	-29.30 dB

Date: 5.NOV.2014 09:48:44

Higher Band Edge Plot for 16QAM -RB Size 6, RB Offset 0

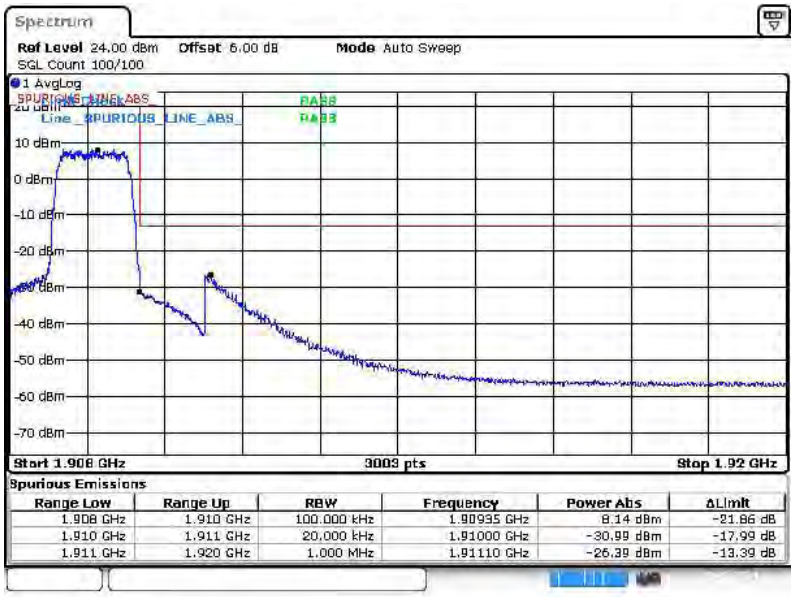

Spurious Emissions

Range Low	Range Up	RBW	Frequency	Power Abs	ΔLimit
1.908 GHz	1.910 GHz	100.000 kHz	1.90935 GHz	8.14 dBm	-21.86 dB
1.910 GHz	1.911 GHz	20.000 kHz	1.91000 GHz	-30.99 dBm	-17.99 dB
1.911 GHz	1.920 GHz	1.000 MHz	1.91110 GHz	-26.39 dBm	-13.39 dB

Date: 5.NOV.2014 09:51:13

Band :	LTE Band 2	Band Width :	3MHz / QPSK

Lower Band Edge Plot for QPSK-RB Size 1, RB Offset 0

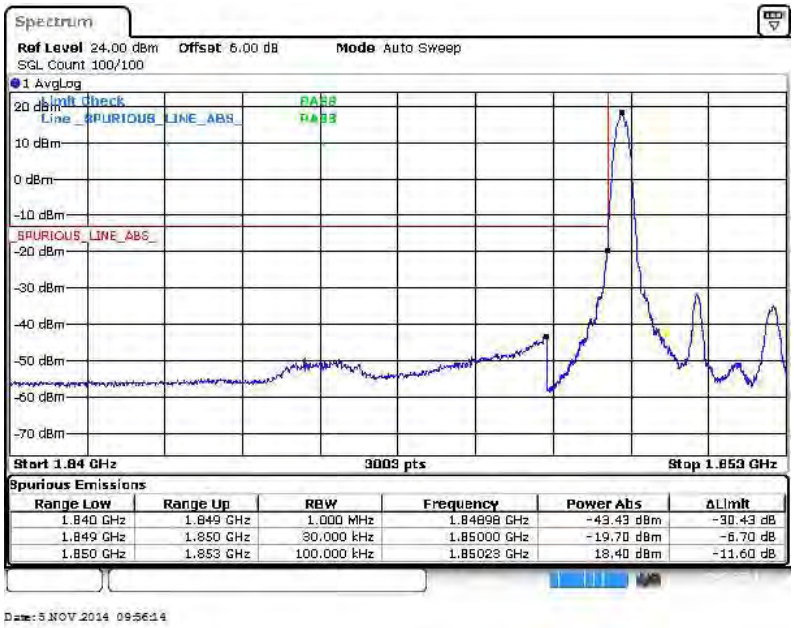

Lower Band Edge Plot for QPSK-RB Size 15, RB Offset 0

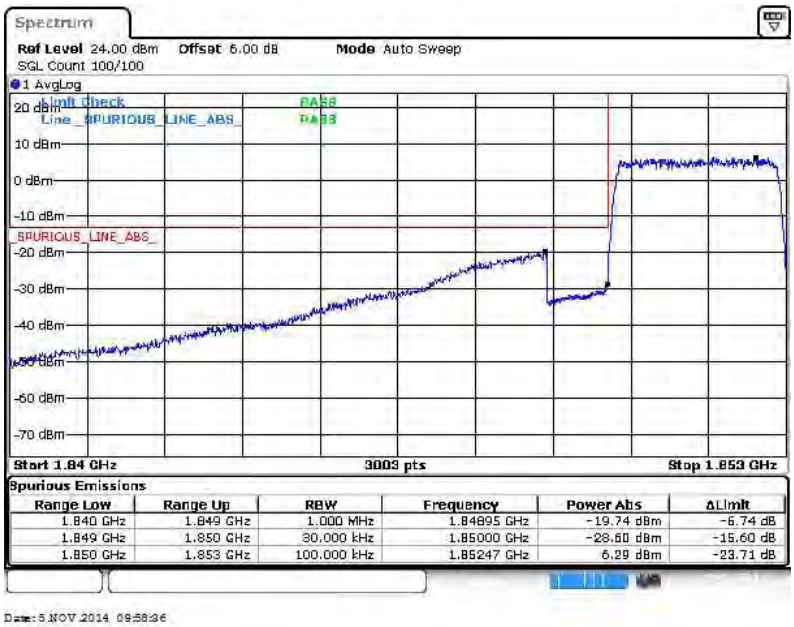

Higher Band Edge Plot for QPSK-RB Size 1, RB Offset 14

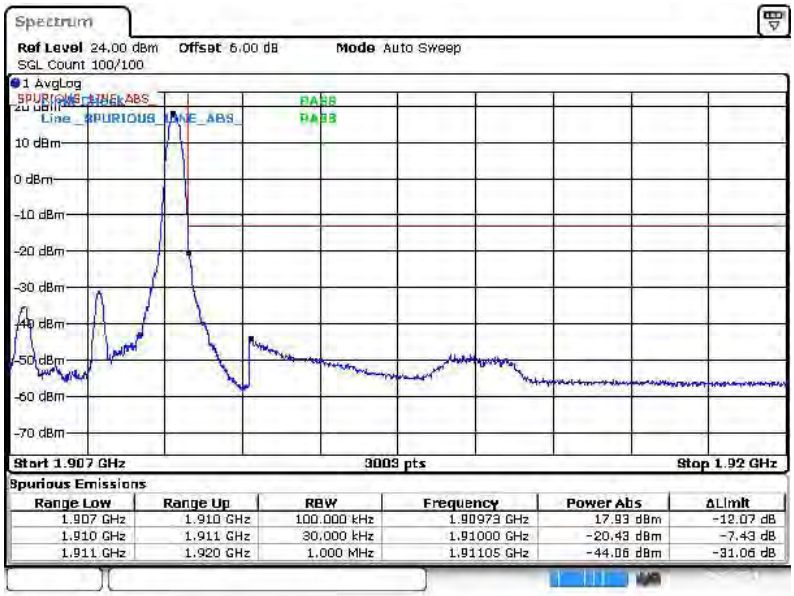

Spurious Emissions

Range Low	Range Up	RBW	Frequency	Power Abs	ΔLimit
1.907 GHz	1.910 GHz	100.000 kHz	1.90979 GHz	17.93 dBm	-12.07 dB
1.910 GHz	1.911 GHz	30.000 kHz	1.91000 GHz	-20.43 dBm	-7.43 dB
1.911 GHz	1.920 GHz	1.000 MHz	1.91105 GHz	-44.06 dBm	-31.06 dB

Date: 5.NOV.2014 10:08:37

Higher Band Edge Plot for QPSK-RB Size 15, RB Offset 0

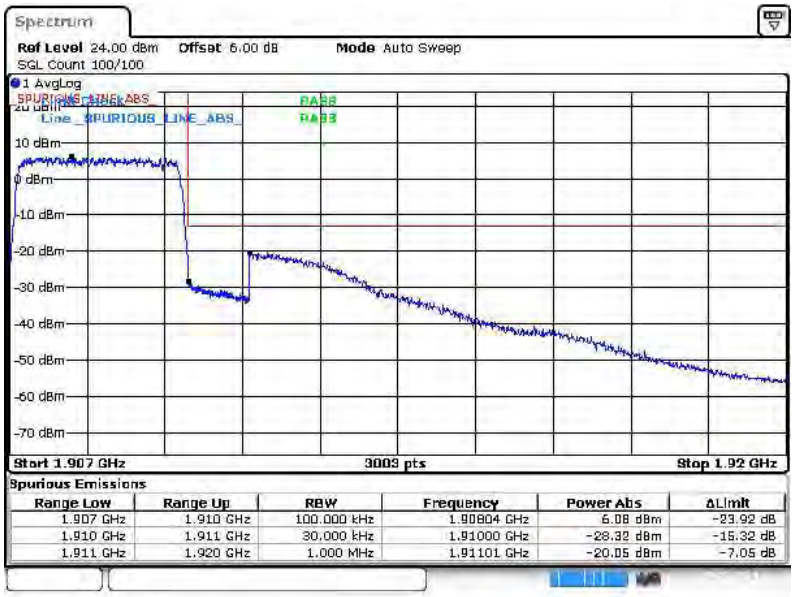

Spurious Emissions

Range Low	Range Up	RBW	Frequency	Power Abs	ΔLimit
1.907 GHz	1.910 GHz	100.000 kHz	1.90804 GHz	6.08 dBm	-23.92 dB
1.910 GHz	1.911 GHz	30.000 kHz	1.91000 GHz	-28.32 dBm	-15.32 dB
1.911 GHz	1.920 GHz	1.000 MHz	1.91101 GHz	-20.05 dBm	-7.05 dB

Date: 5.NOV.2014 10:10:59

Band :	LTE Band 2	Band Width :	3MHz / 16QAM

Lower Band Edge Plot for 16QAM -RB Size 1, RB Offset 0

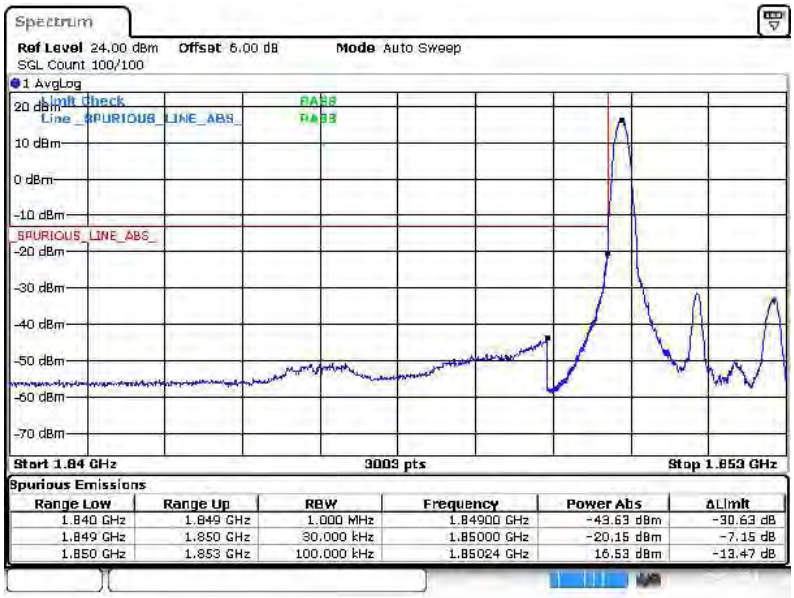

Lower Band Edge Plot for 16QAM -RB Size 15, RB Offset 0

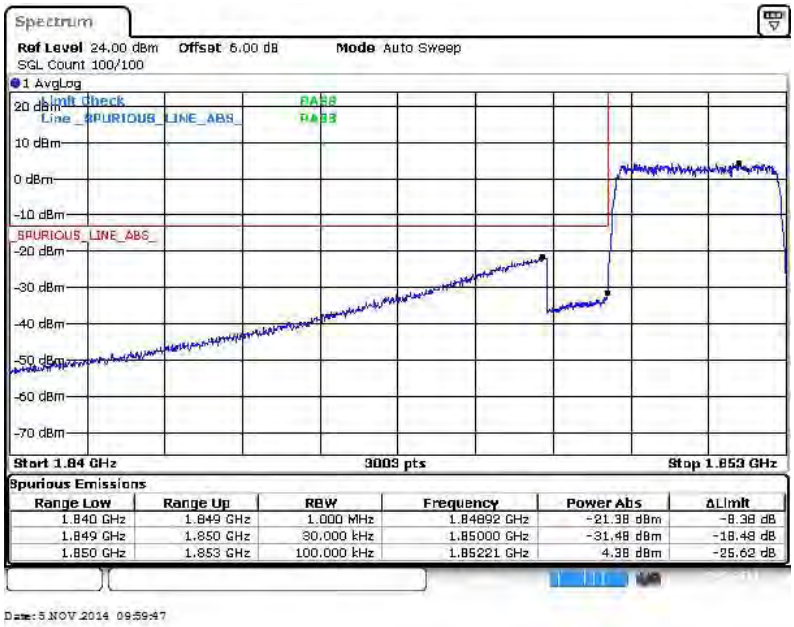

Higher Band Edge Plot for 16QAM -RB Size 1, RB Offset 14

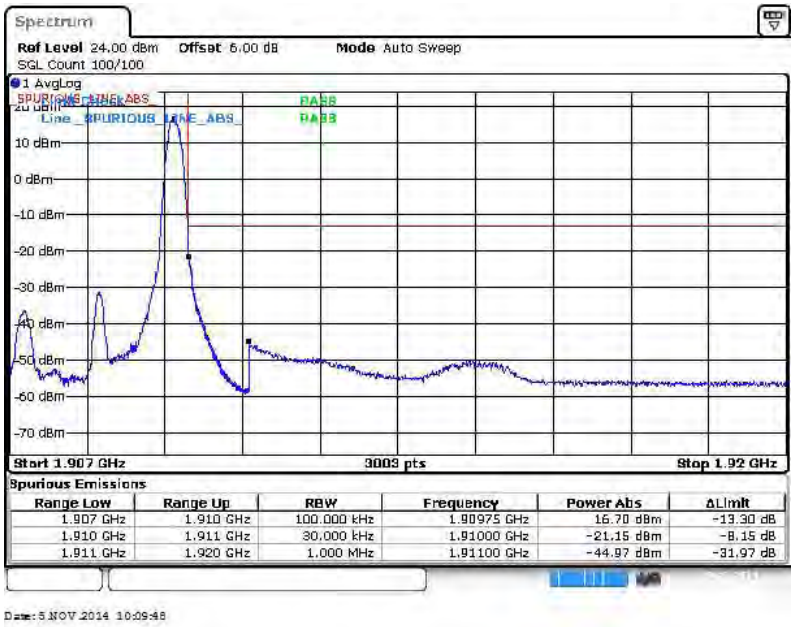

Higher Band Edge Plot for 16QAM -RB Size 15, RB Offset 0

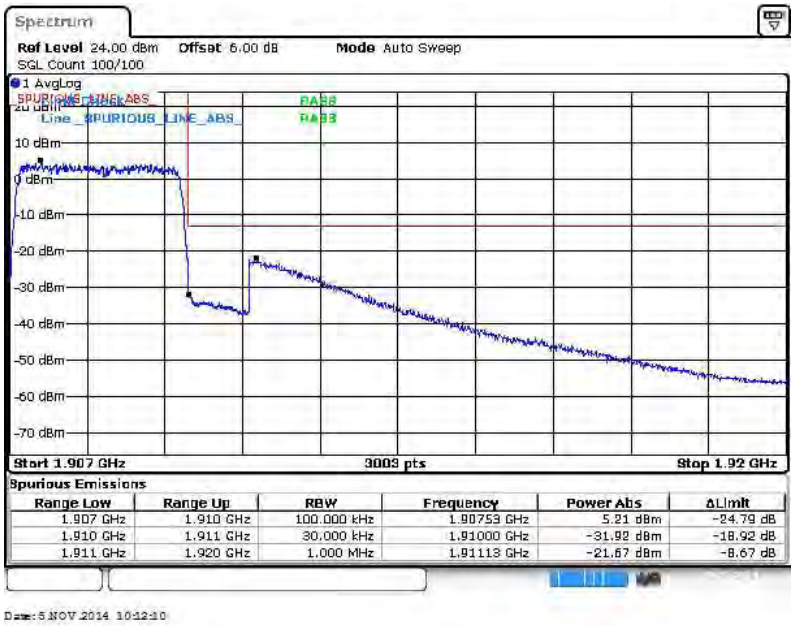

Band :	LTE Band 2	Band Width :	5MHz / QPSK

Lower Band Edge Plot for QPSK-RB Size 1, RB Offset 0

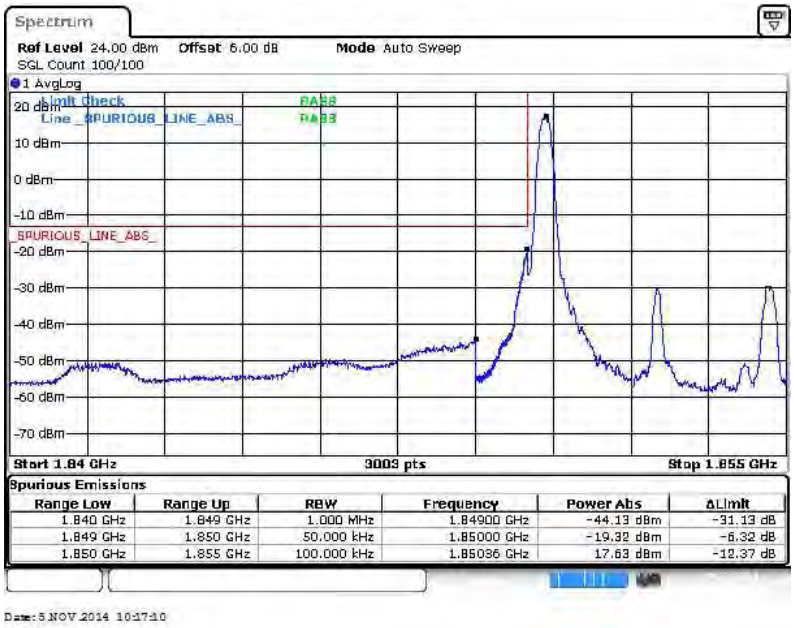

Lower Band Edge Plot for QPSK-RB Size 25, RB Offset 0

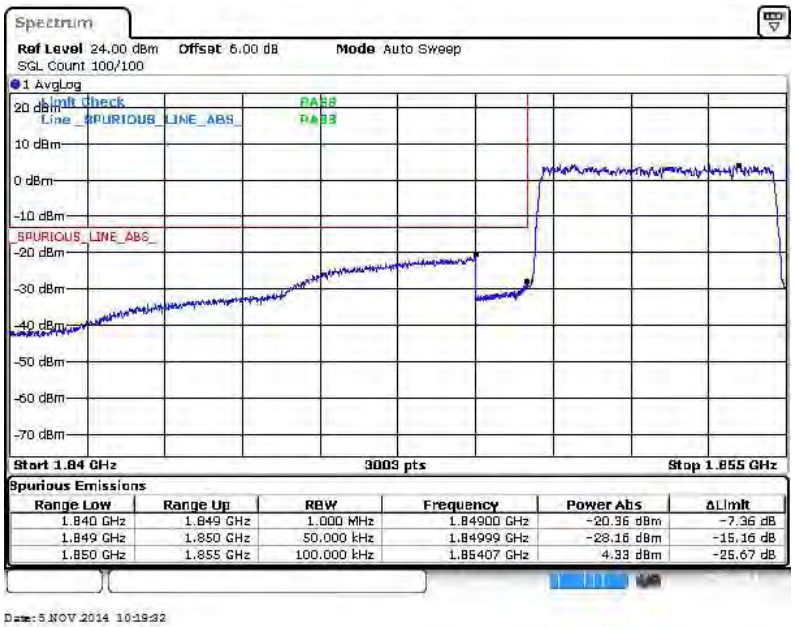

Higher Band Edge Plot for QPSK-RB Size 1, RB Offset 24

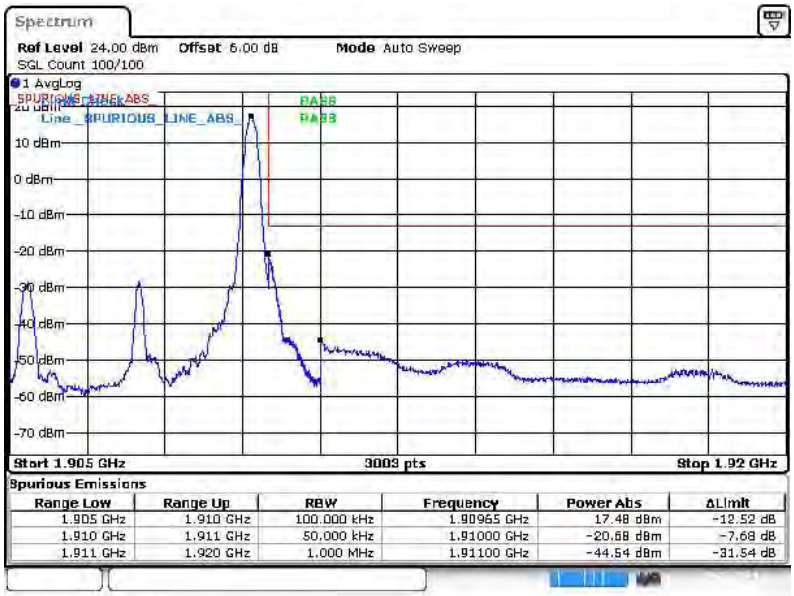

Spurious Emissions

Range Low	Range Up	RBW	Frequency	Power Abs	ΔLimit
1.905 GHz	1.910 GHz	100.000 kHz	1.90965 GHz	17.48 dBm	-12.52 dB
1.910 GHz	1.911 GHz	50.000 kHz	1.91000 GHz	-20.68 dBm	-7.68 dB
1.911 GHz	1.920 GHz	1.000 MHz	1.91100 GHz	-44.54 dBm	-31.54 dB

Date: 5.NOV.2014 10:29:32

Higher Band Edge Plot for QPSK-RB Size 25, RB Offset 0

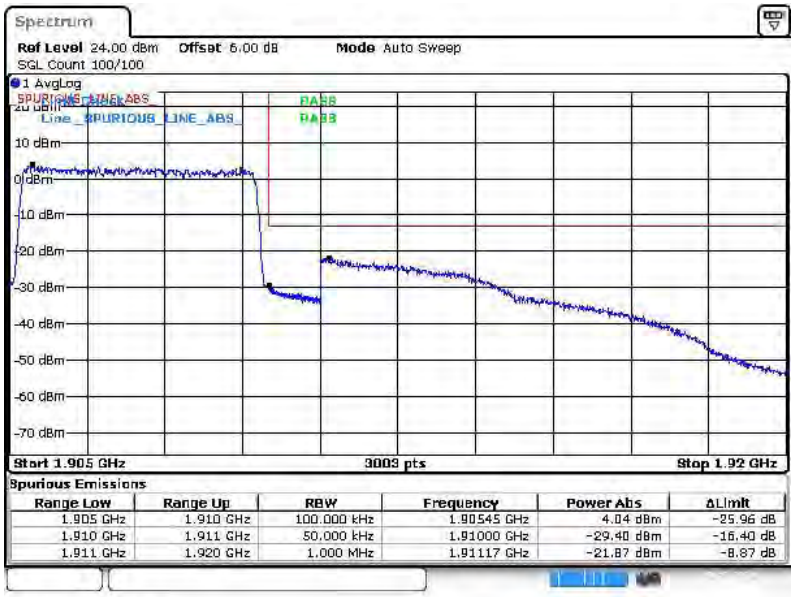

Spurious Emissions

Range Low	Range Up	RBW	Frequency	Power Abs	ΔLimit
1.905 GHz	1.910 GHz	100.000 kHz	1.90545 GHz	4.04 dBm	-25.96 dB
1.910 GHz	1.911 GHz	50.000 kHz	1.91000 GHz	-29.40 dBm	-16.40 dB
1.911 GHz	1.920 GHz	1.000 MHz	1.91117 GHz	-21.87 dBm	-8.87 dB

Date: 5.NOV.2014 10:31:54

Band :	LTE Band 2	Band Width :	5MHz / 16QAM

Lower Band Edge Plot for 16QAM-RB Size 1, RB Offset 0

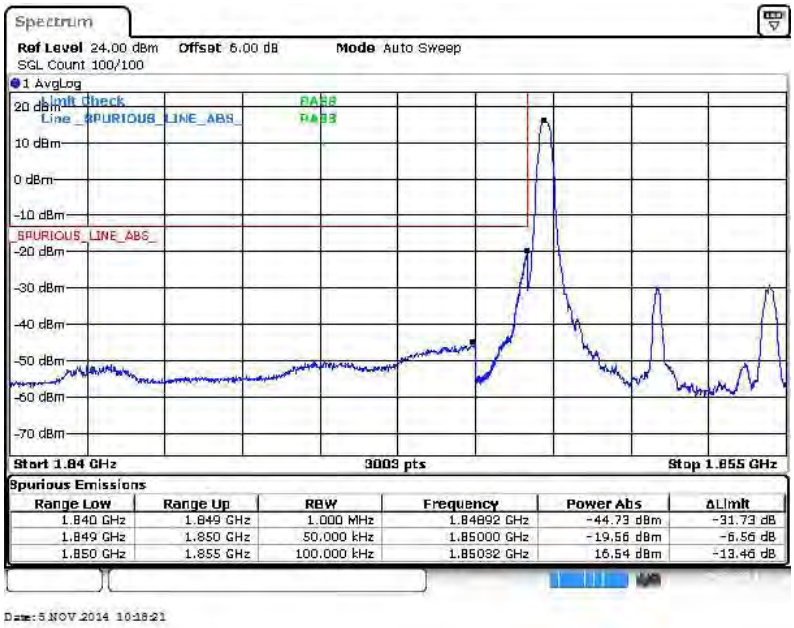

Lower Band Edge Plot for 16QAM-RB Size 25, RB Offset 0

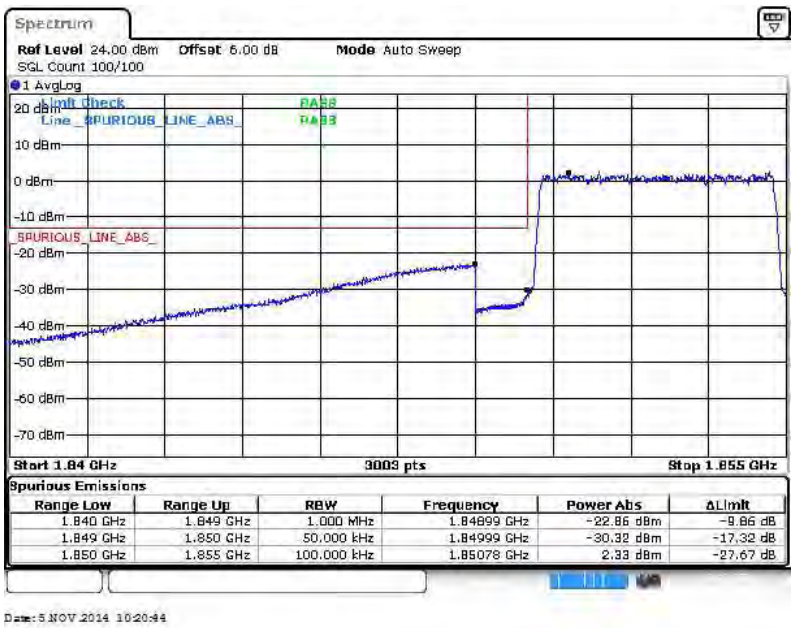

Higher Band Edge Plot for 16QAM-RB Size 1, RB Offset 24

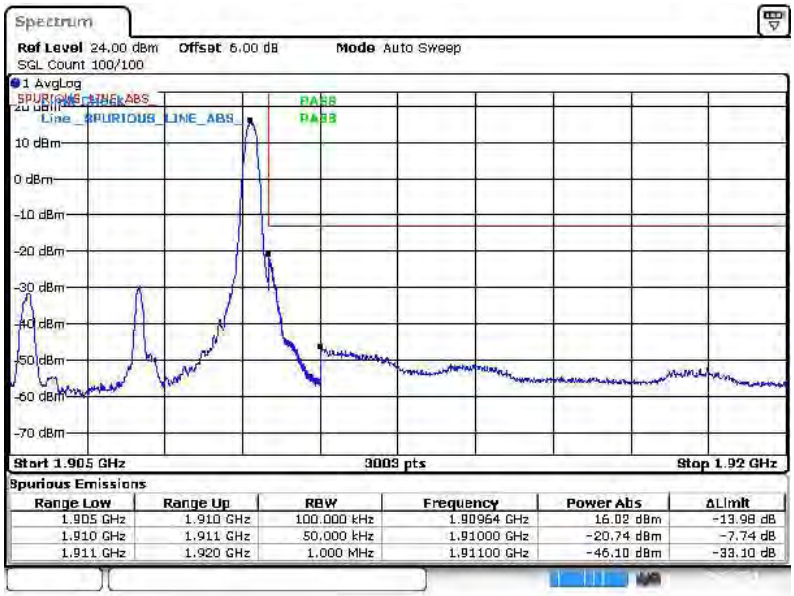

Spurious Emissions

Range Low	Range Up	RBW	Frequency	Power Abs	ΔLimit
1.905 GHz	1.910 GHz	100.000 kHz	1.90964 GHz	16.02 dBm	-13.98 dB
1.910 GHz	1.911 GHz	50.000 kHz	1.91000 GHz	-20.74 dBm	-7.74 dB
1.911 GHz	1.920 GHz	1.000 MHz	1.91100 GHz	-46.10 dBm	-33.10 dB

Date: 5.NOV.2014 10:20:43

Higher Band Edge Plot for 16QAM-RB Size 25, RB Offset 0

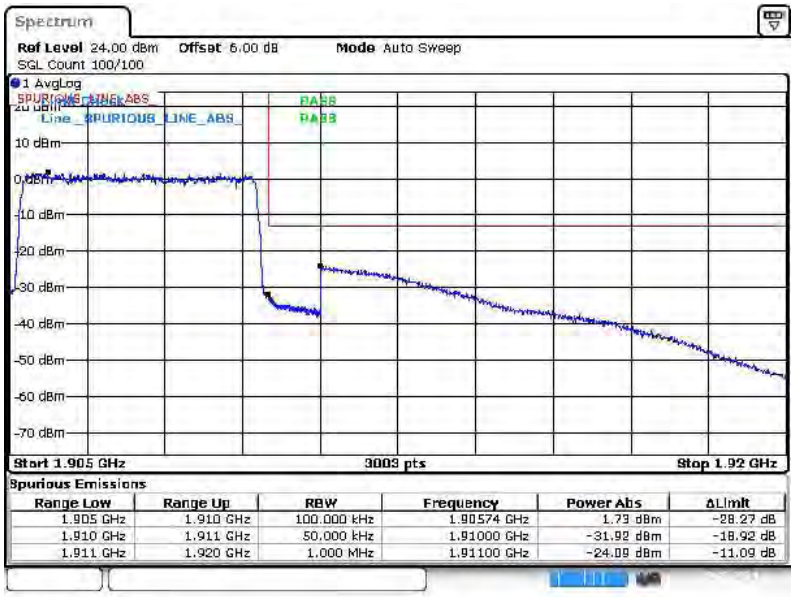

Spurious Emissions

Range Low	Range Up	RBW	Frequency	Power Abs	ΔLimit
1.905 GHz	1.910 GHz	100.000 kHz	1.90574 GHz	1.73 dBm	-28.27 dB
1.910 GHz	1.911 GHz	50.000 kHz	1.91000 GHz	-31.92 dBm	-18.92 dB
1.911 GHz	1.920 GHz	1.000 MHz	1.91100 GHz	-24.09 dBm	-11.09 dB

Date: 5.NOV.2014 10:33:06

Band :	LTE Band 2	Band Width :	10MHz / QPSK

Lower Band Edge Plot for QPSK-RB Size 1, RB Offset 0

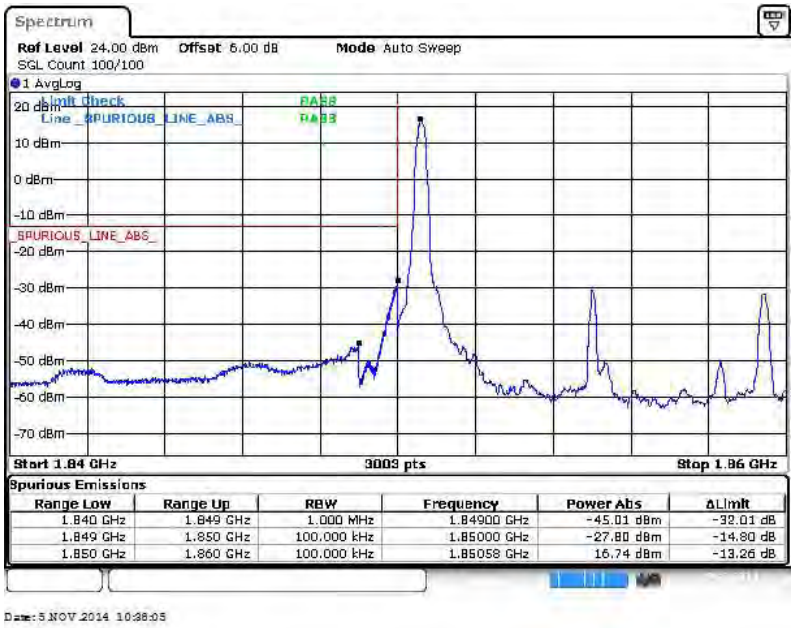

Lower Band Edge Plot for QPSK-RB Size 50, RB Offset 0

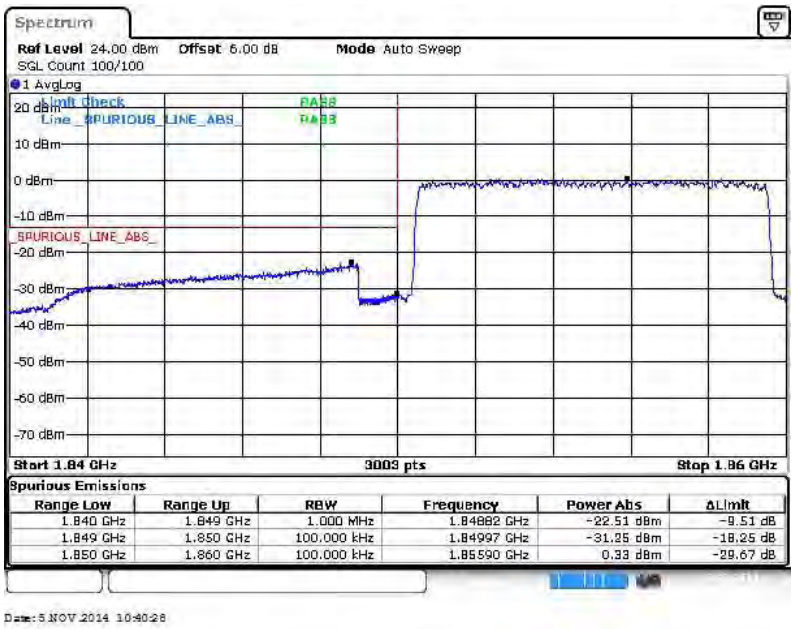

Higher Band Edge Plot for QPSK-RB Size 1, RB Offset 49

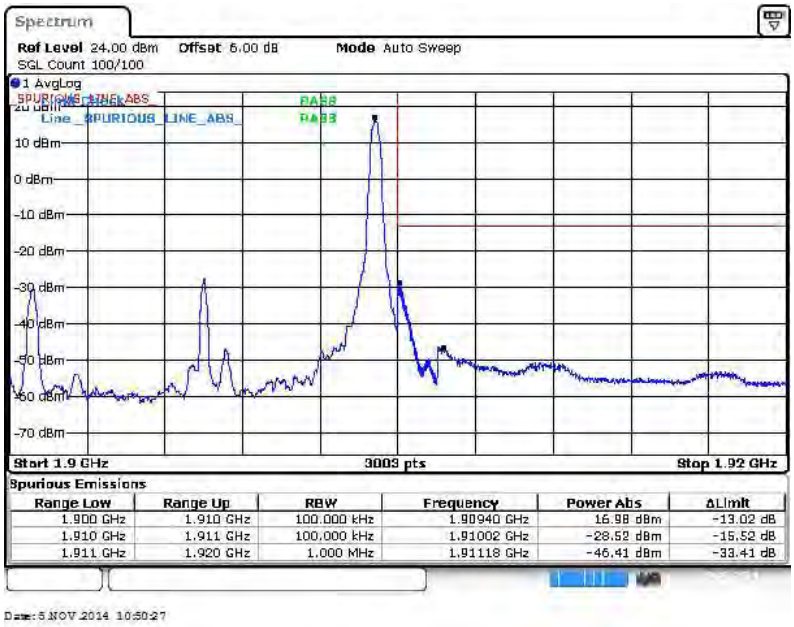

Spurious Emissions

Range Low	Range Up	RBW	Frequency	Power Abs	ΔLimit
1.900 GHz	1.910 GHz	100.000 kHz	1.90940 GHz	16.98 dBm	-13.02 dB
1.910 GHz	1.911 GHz	100.000 kHz	1.91002 GHz	-28.52 dBm	-15.52 dB
1.911 GHz	1.920 GHz	1.000 MHz	1.91118 GHz	-46.41 dBm	-33.41 dB

Date: 5.NOV.2014 10:50:27

Higher Band Edge Plot for QPSK-RB Size 50, RB Offset 0

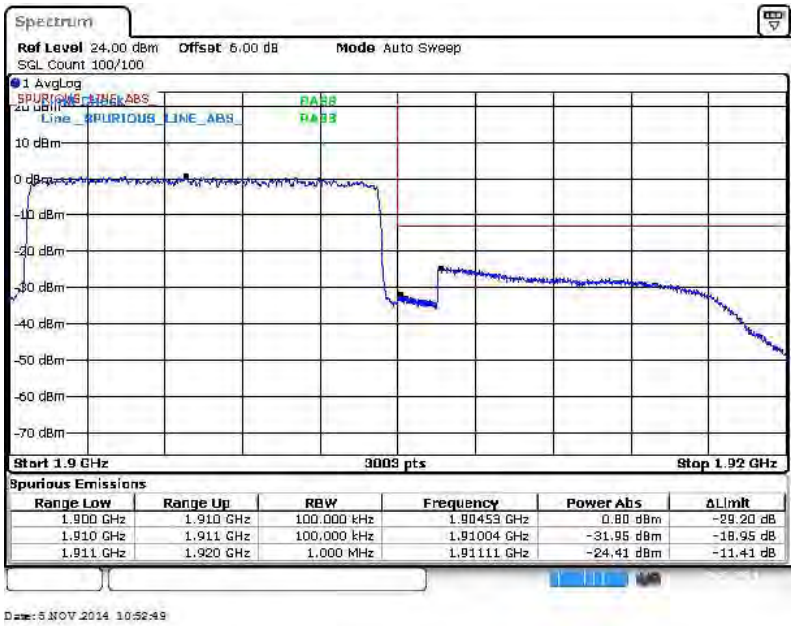

Spurious Emissions

Range Low	Range Up	RBW	Frequency	Power Abs	ΔLimit
1.900 GHz	1.910 GHz	100.000 kHz	1.90453 GHz	0.80 dBm	-29.20 dB
1.910 GHz	1.911 GHz	100.000 kHz	1.91004 GHz	-31.95 dBm	-18.95 dB
1.911 GHz	1.920 GHz	1.000 MHz	1.91111 GHz	-24.41 dBm	-11.41 dB

Date: 5.NOV.2014 10:52:49

Band :	LTE Band 2	Band Width :	10MHz / 16QAM

Lower Band Edge Plot for 16QAM-RB Size 1, RB Offset 0

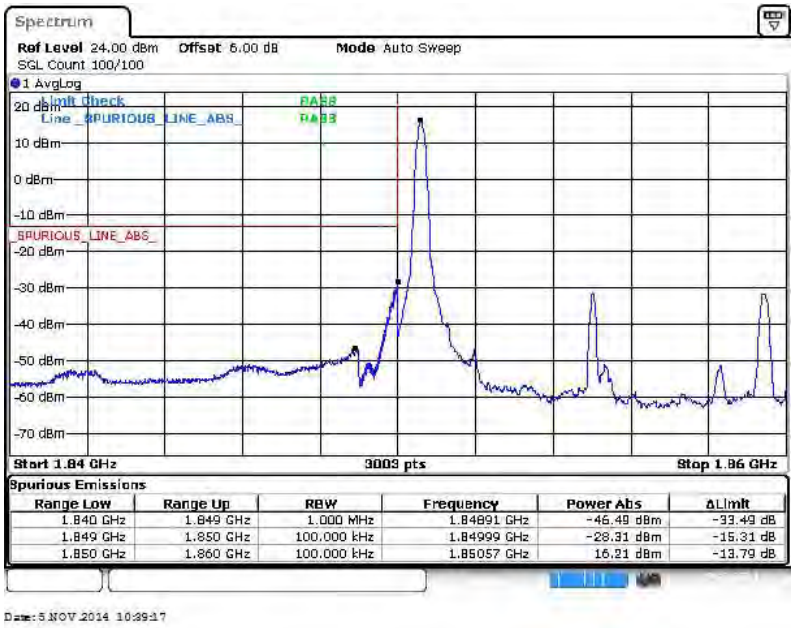

Lower Band Edge Plot for 16QAM-RB Size 50, RB Offset 0

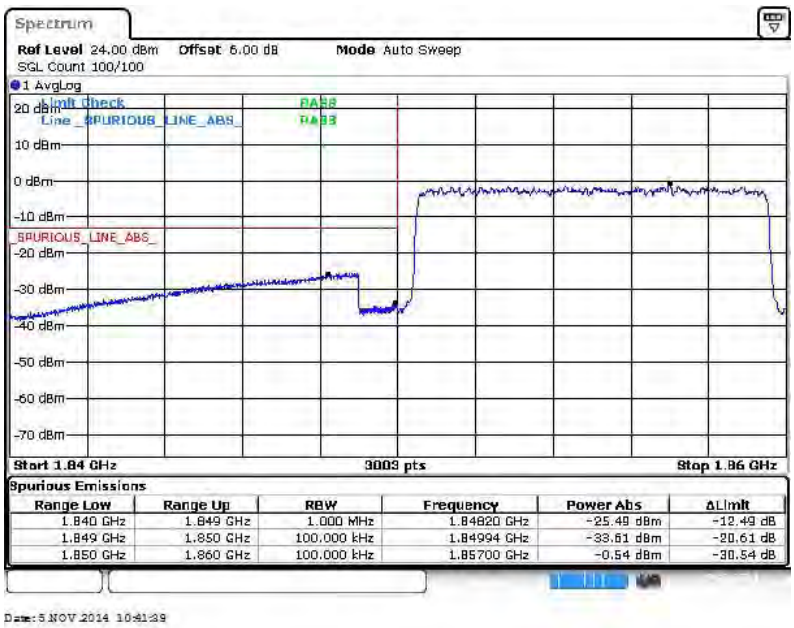

Higher Band Edge Plot for 16QAM-RB Size 1, RB Offset 49

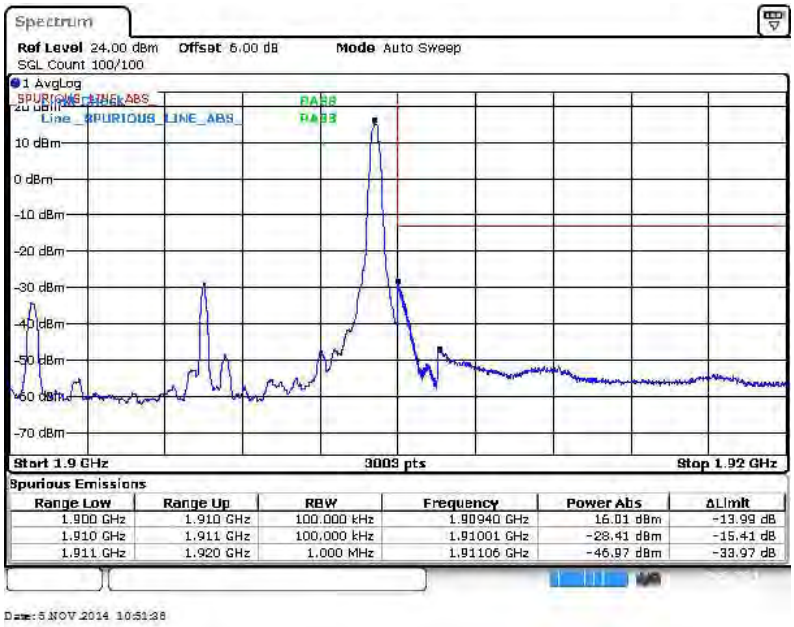

Spurious Emissions

Range Low	Range Up	RBW	Frequency	Power Abs	ΔLimit
1.900 GHz	1.910 GHz	100.000 kHz	1.90940 GHz	16.01 dBm	-13.99 dB
1.910 GHz	1.911 GHz	100.000 kHz	1.91001 GHz	-28.41 dBm	-15.41 dB
1.911 GHz	1.920 GHz	1.000 MHz	1.91106 GHz	-46.97 dBm	-33.97 dB

Date: 5.NOV.2014 10:51:38

Higher Band Edge Plot for 16QAM-RB Size 50, RB Offset 0

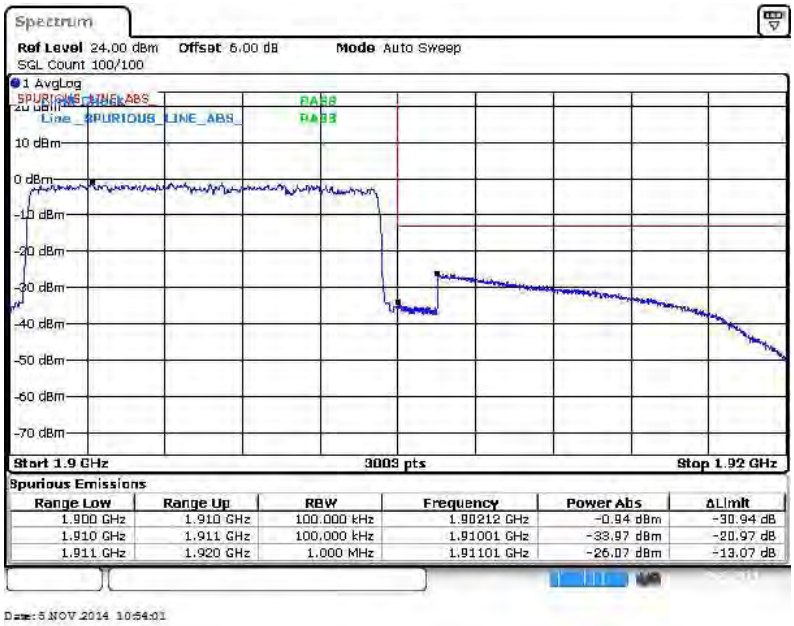

Spurious Emissions

Range Low	Range Up	RBW	Frequency	Power Abs	ΔLimit
1.900 GHz	1.910 GHz	100.000 kHz	1.90212 GHz	-0.94 dBm	-30.94 dB
1.910 GHz	1.911 GHz	100.000 kHz	1.91001 GHz	-33.97 dBm	-20.97 dB
1.911 GHz	1.920 GHz	1.000 MHz	1.91101 GHz	-26.07 dBm	-13.07 dB

Date: 5.NOV.2014 10:54:01

Band :	LTE Band 2	Band Width :	15MHz / QPSK

Lower Band Edge Plot for QPSK-RB Size 1, RB Offset 0

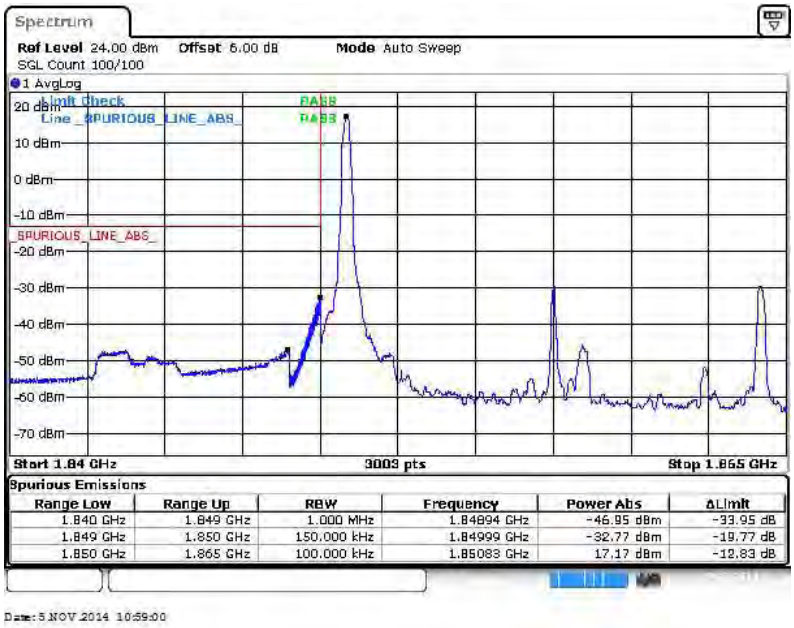

Spurious Emissions

Range Low	Range Up	RBW	Frequency	Power Abs	ΔLimit
1.840 GHz	1.849 GHz	1.000 MHz	1.84894 GHz	-46.95 dBm	-33.95 dB
1.849 GHz	1.850 GHz	150.000 kHz	1.84999 GHz	-32.77 dBm	-19.77 dB
1.850 GHz	1.865 GHz	100.000 kHz	1.85083 GHz	17.17 dBm	-12.83 dB

Lower Band Edge Plot for QPSK-RB Size 75, RB Offset 0

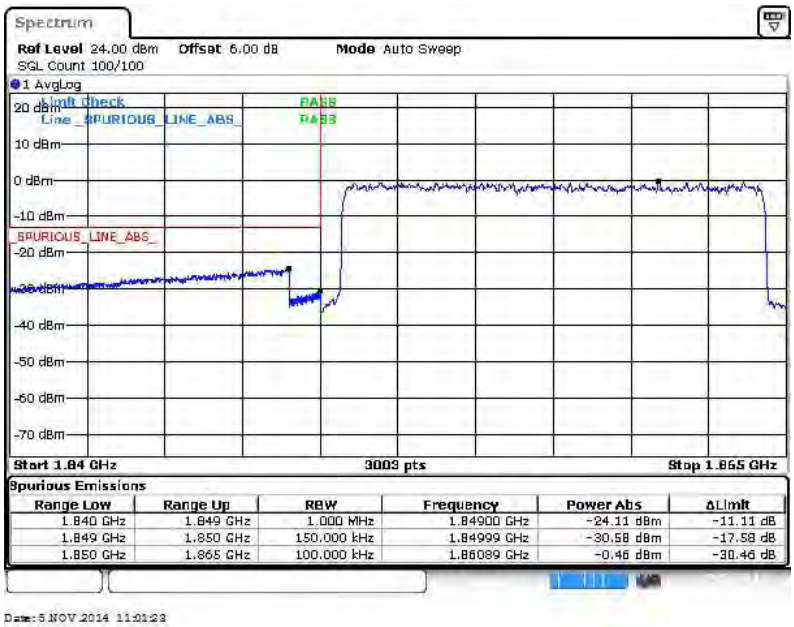

Spurious Emissions

Range Low	Range Up	RBW	Frequency	Power Abs	ΔLimit
1.840 GHz	1.849 GHz	1.000 MHz	1.84900 GHz	-24.11 dBm	-11.11 dB
1.849 GHz	1.850 GHz	150.000 kHz	1.84999 GHz	-30.58 dBm	-17.58 dB
1.850 GHz	1.865 GHz	100.000 kHz	1.86089 GHz	-0.46 dBm	-30.46 dB

Higher Band Edge Plot for QPSK-RB Size 1, RB Offset 74

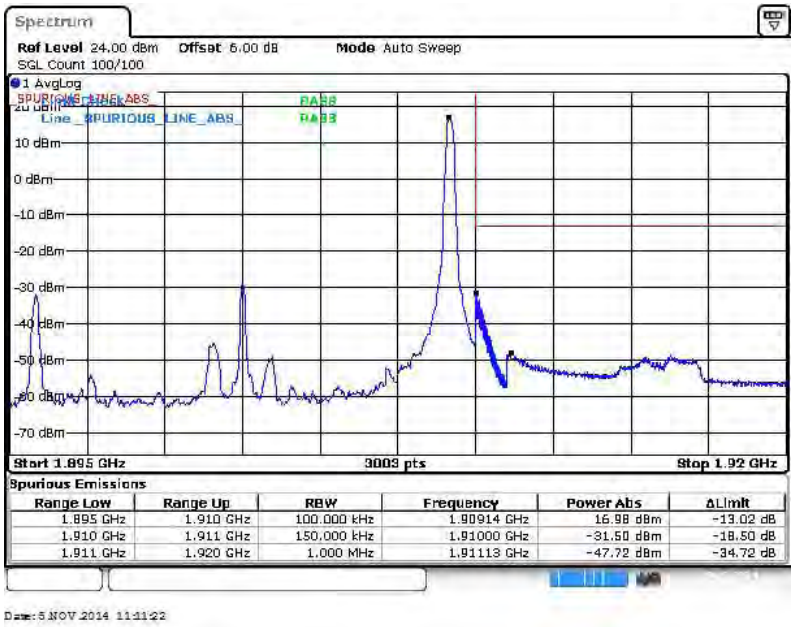

Spurious Emissions

Range Low	Range Up	RBW	Frequency	Power Abs	ΔLimit
1.895 GHz	1.910 GHz	100.000 kHz	1.90914 GHz	16.98 dBm	-13.02 dB
1.910 GHz	1.911 GHz	150.000 kHz	1.91000 GHz	-31.50 dBm	-18.50 dB
1.911 GHz	1.920 GHz	1.000 MHz	1.91113 GHz	-47.72 dBm	-34.72 dB

Date: 5.NOV.2014 11:11:22

Higher Band Edge Plot for QPSK-RB Size 75, RB Offset 0

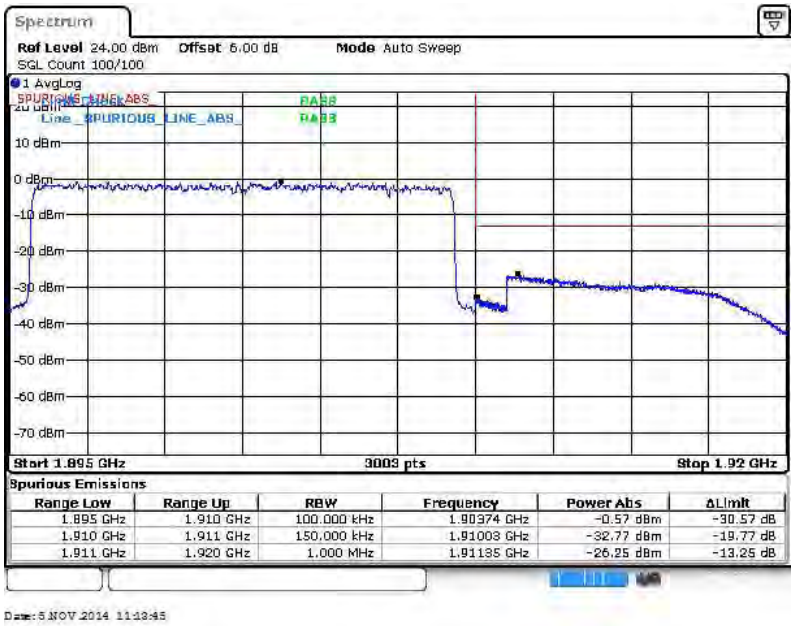

Spurious Emissions

Range Low	Range Up	RBW	Frequency	Power Abs	ΔLimit
1.895 GHz	1.910 GHz	100.000 kHz	1.90374 GHz	-0.57 dBm	-30.57 dB
1.910 GHz	1.911 GHz	150.000 kHz	1.91003 GHz	-32.77 dBm	-19.77 dB
1.911 GHz	1.920 GHz	1.000 MHz	1.91135 GHz	-26.25 dBm	-13.25 dB

Date: 5.NOV.2014 11:13:45

Band :	LTE Band 2	Band Width :	15MHz / 16QAM

Lower Band Edge Plot for 16QAM-RB Size 1, RB Offset 0

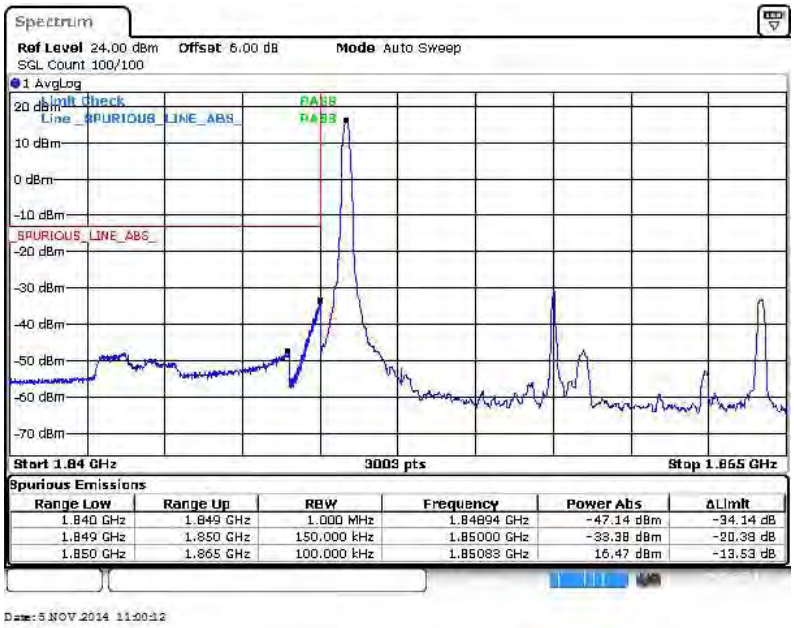

Spurious Emissions

Range Low	Range Up	RBW	Frequency	Power Abs	ΔLimit
1.840 GHz	1.849 GHz	1.000 MHz	1.84894 GHz	-47.14 dBm	-34.14 dB
1.849 GHz	1.850 GHz	150.000 kHz	1.85000 GHz	-33.38 dBm	-20.38 dB
1.850 GHz	1.865 GHz	100.000 kHz	1.85083 GHz	16.47 dBm	-13.53 dB

Lower Band Edge Plot for 16QAM-RB Size 75, RB Offset 0

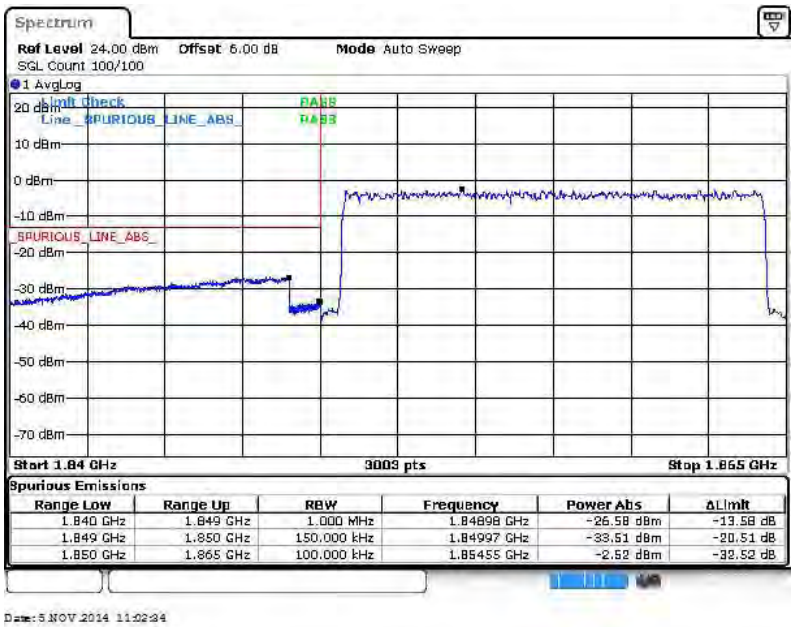

Spurious Emissions

Range Low	Range Up	RBW	Frequency	Power Abs	ΔLimit
1.840 GHz	1.849 GHz	1.000 MHz	1.84898 GHz	-26.58 dBm	-13.58 dB
1.849 GHz	1.850 GHz	150.000 kHz	1.84997 GHz	-33.51 dBm	-20.51 dB
1.850 GHz	1.865 GHz	100.000 kHz	1.85455 GHz	-2.52 dBm	-32.52 dB

Higher Band Edge Plot for 16QAM-RB Size 1, RB Offset 74

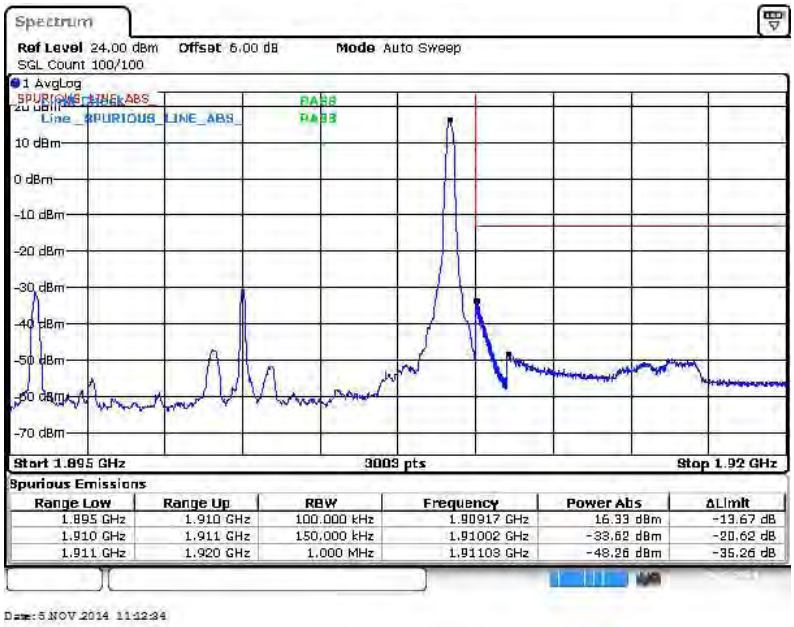

Spurious Emissions

Range Low	Range Up	RBW	Frequency	Power Abs	ΔLimit
1.895 GHz	1.910 GHz	100.000 kHz	1.90917 GHz	16.33 dBm	-13.67 dB
1.910 GHz	1.911 GHz	150.000 kHz	1.91002 GHz	-33.62 dBm	-20.62 dB
1.911 GHz	1.920 GHz	1.000 MHz	1.91103 GHz	-48.26 dBm	-35.26 dB

Date: 5.NOV.2014 11:12:34

Higher Band Edge Plot for 16QAM-RB Size 75, RB Offset 0

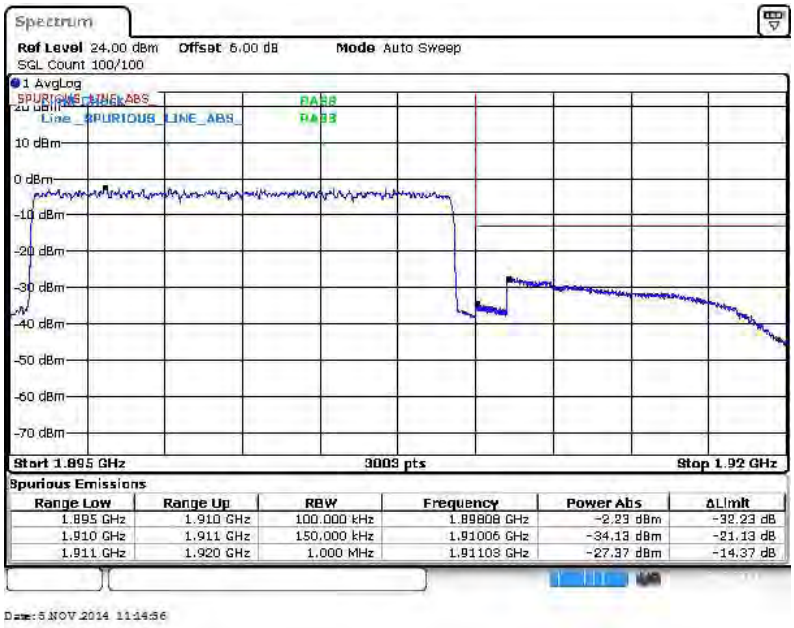

Spurious Emissions

Range Low	Range Up	RBW	Frequency	Power Abs	ΔLimit
1.895 GHz	1.910 GHz	100.000 kHz	1.89808 GHz	-2.23 dBm	-32.23 dB
1.910 GHz	1.911 GHz	150.000 kHz	1.91006 GHz	-34.13 dBm	-21.13 dB
1.911 GHz	1.920 GHz	1.000 MHz	1.91103 GHz	-27.37 dBm	-14.37 dB

Date: 5.NOV.2014 11:14:56

Band :	LTE Band 2	Band Width :	20MHz / QPSK

Lower Band Edge Plot for QPSK-RB Size 1, RB Offset 0

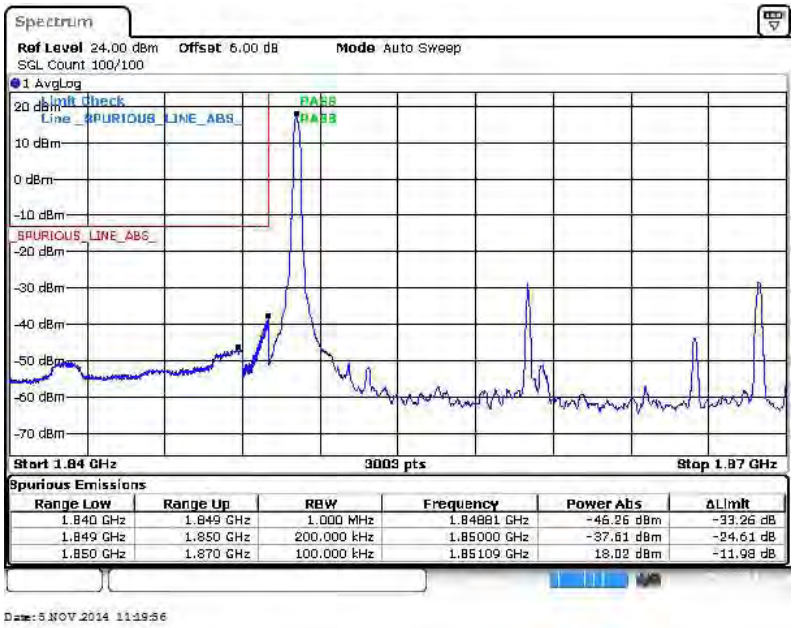

Lower Band Edge Plot for QPSK-RB Size 100, RB Offset 0

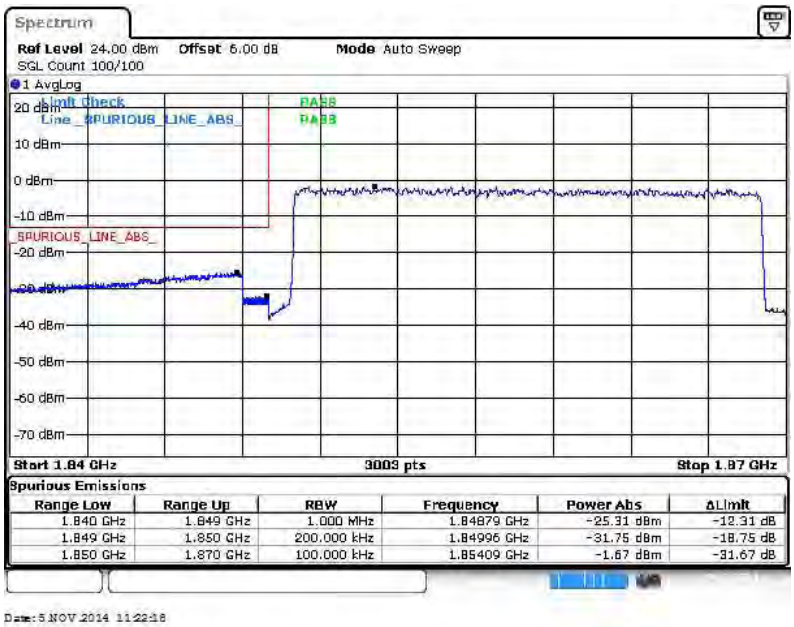

Higher Band Edge Plot for QPSK-RB Size 1, RB Offset 99

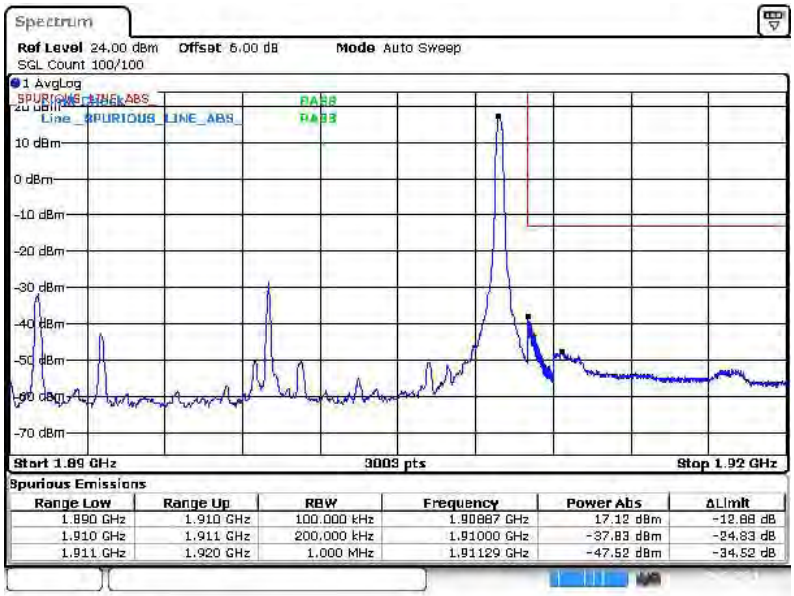

Spurious Emissions

Range Low	Range Up	RBW	Frequency	Power Abs	ΔLimit
1.890 GHz	1.910 GHz	100.000 kHz	1.90887 GHz	17.12 dBm	-12.88 dB
1.910 GHz	1.911 GHz	200.000 kHz	1.91000 GHz	-37.83 dBm	-24.83 dB
1.911 GHz	1.920 GHz	1.000 MHz	1.91129 GHz	-47.52 dBm	-34.52 dB

Date: 5.NOV.2014 11:32:18

Higher Band Edge Plot for QPSK-RB Size 100, RB Offset 0

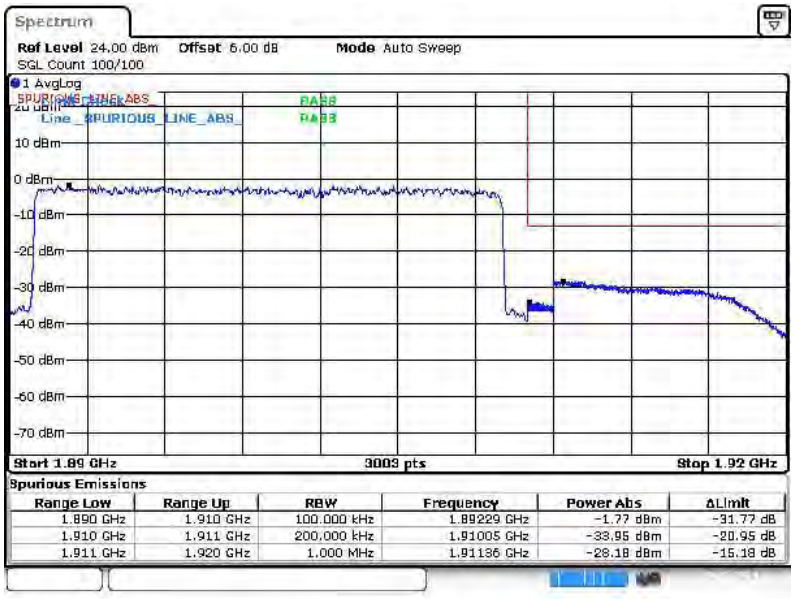

Spurious Emissions

Range Low	Range Up	RBW	Frequency	Power Abs	ΔLimit
1.890 GHz	1.910 GHz	100.000 kHz	1.89229 GHz	-1.77 dBm	-31.77 dB
1.910 GHz	1.911 GHz	200.000 kHz	1.91005 GHz	-33.95 dBm	-20.95 dB
1.911 GHz	1.920 GHz	1.000 MHz	1.91136 GHz	-28.18 dBm	-15.18 dB

Date: 5.NOV.2014 11:34:40

Band :	LTE Band 2	Band Width :	20MHz / 16QAM

Lower Band Edge Plot for 16QAM-RB Size 1, RB Offset 0

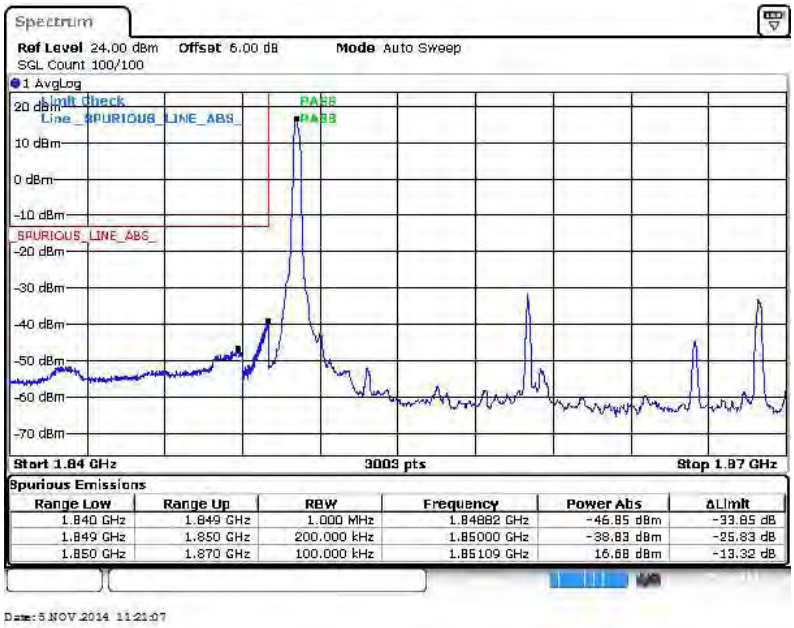

Lower Band Edge Plot for 16QAM-RB Size 100, RB Offset 0

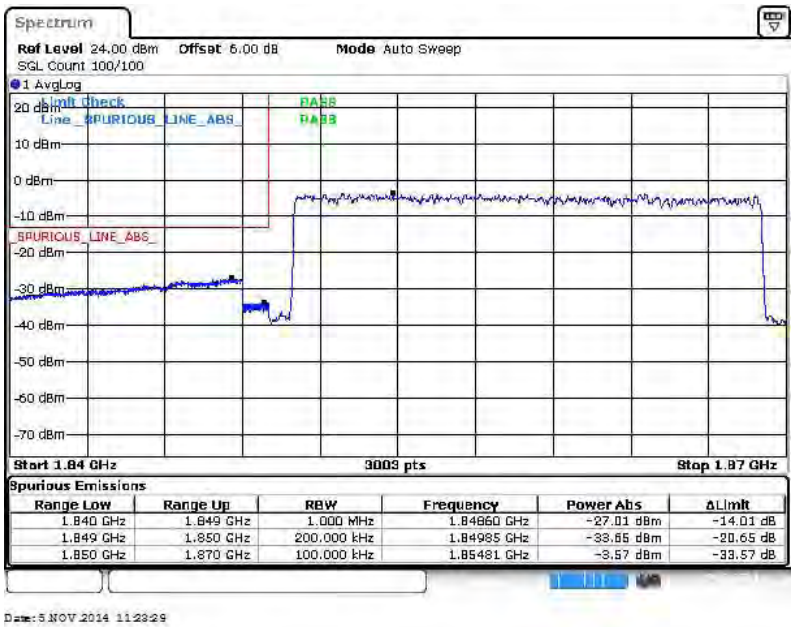

Higher Band Edge Plot for 16QAM-RB Size 1, RB Offset 99

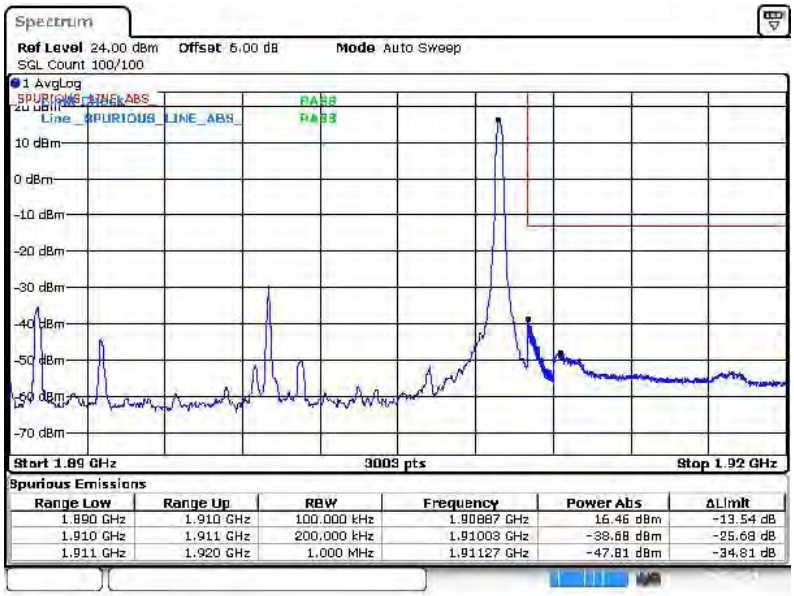

Spurious Emissions

Range Low	Range Up	RBW	Frequency	Power Abs	ΔLimit
1.890 GHz	1.910 GHz	100.000 kHz	1.90887 GHz	16.46 dBm	-13.54 dB
1.910 GHz	1.911 GHz	200.000 kHz	1.91003 GHz	-38.68 dBm	-25.68 dB
1.911 GHz	1.920 GHz	1.000 MHz	1.91127 GHz	-47.81 dBm	-34.81 dB

Date: 5.NOV.2014 11:33:29

Higher Band Edge Plot for 16QAM-RB Size 100, RB Offset 0

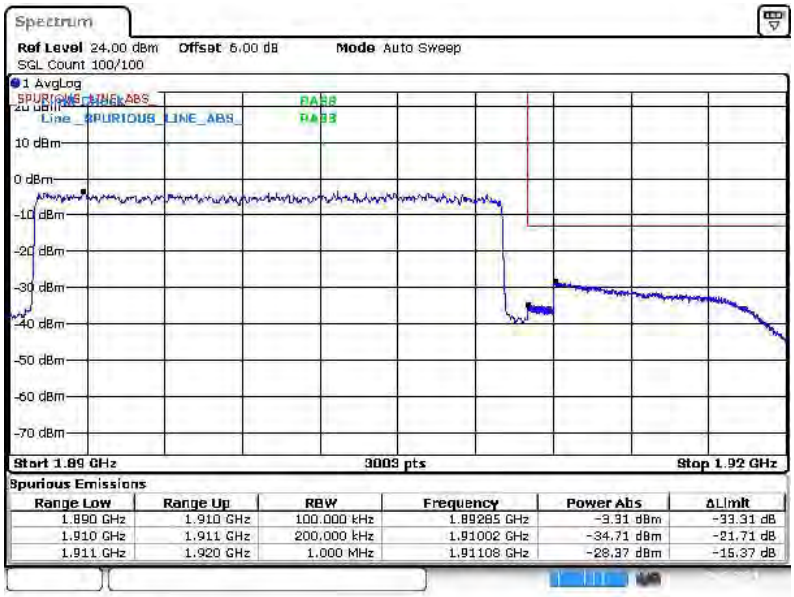

Spurious Emissions

Range Low	Range Up	RBW	Frequency	Power Abs	ΔLimit
1.890 GHz	1.910 GHz	100.000 kHz	1.89285 GHz	-3.31 dBm	-33.31 dB
1.910 GHz	1.911 GHz	200.000 kHz	1.91002 GHz	-34.71 dBm	-21.71 dB
1.911 GHz	1.920 GHz	1.000 MHz	1.91108 GHz	-28.37 dBm	-15.37 dB

Date: 5.NOV.2014 11:35:51

Band :	LTE Band 4	Band Width :	1.4MHz / QPSK

Lower Band Edge Plot for QPSK-RB Size 1, RB Offset 0

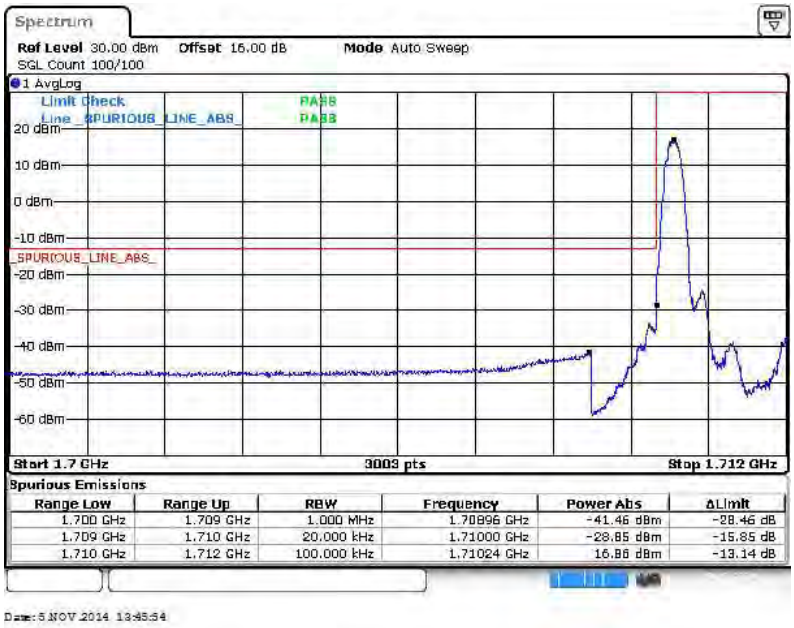

Lower Band Edge Plot for QPSK-RB Size 6, RB Offset 0

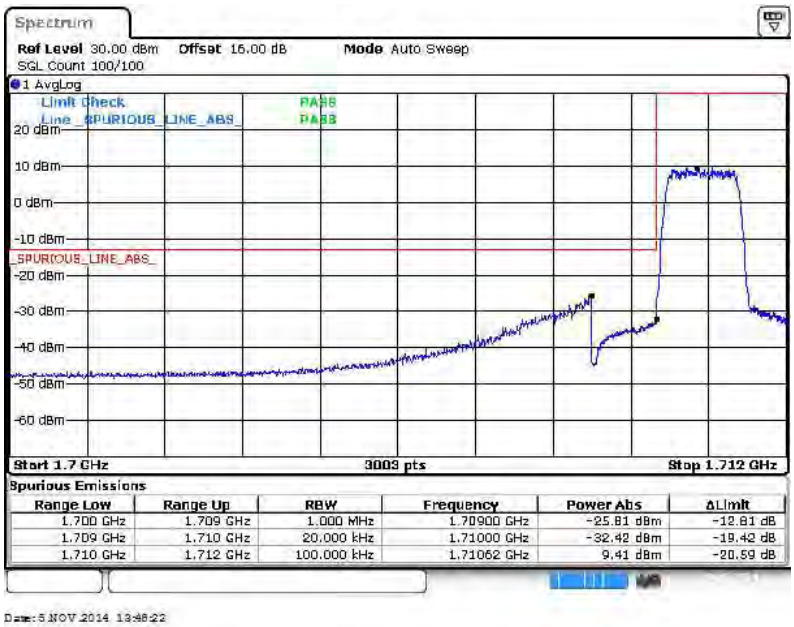

Higher Band Edge Plot for QPSK-RB Size 1, RB Offset 5

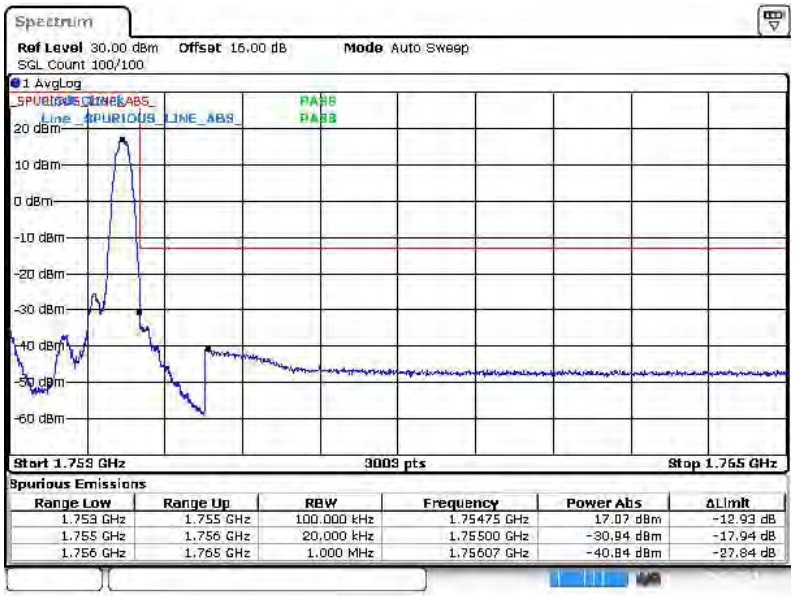

Higher Band Edge Plot for QPSK-RB Size 6, RB Offset 0

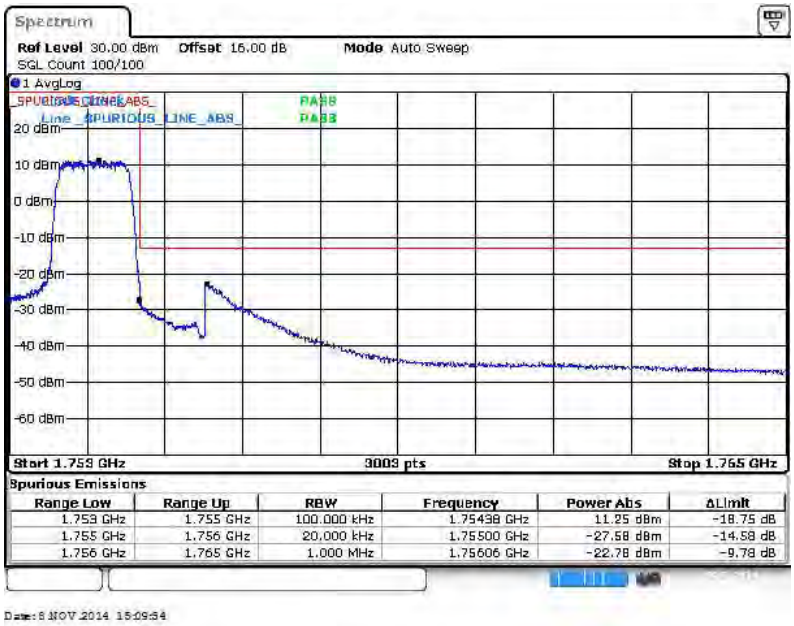

Band :	LTE Band 4	Band Width :	1.4MHz / 16QAM

Lower Band Edge Plot for 16QAM -RB Size 1, RB Offset 0

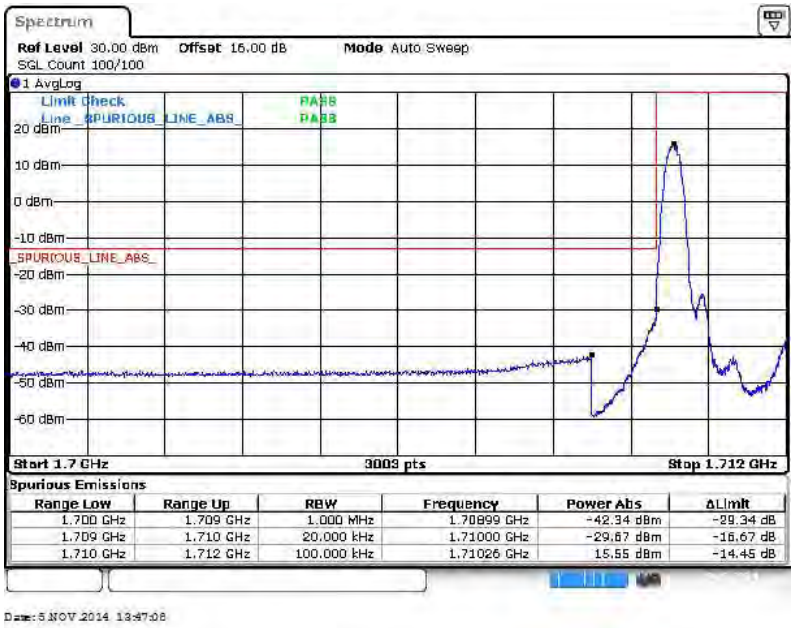

Spurious Emissions

Range Low	Range Up	RBW	Frequency	Power Abs	ΔLimit
1.700 GHz	1.709 GHz	1.000 MHz	1.70899 GHz	-42.34 dBm	-29.34 dB
1.709 GHz	1.710 GHz	20.000 kHz	1.71000 GHz	-29.67 dBm	-16.67 dB
1.710 GHz	1.712 GHz	100.000 kHz	1.71026 GHz	15.55 dBm	-14.45 dB

Lower Band Edge Plot for 16QAM-RB Size 6, RB Offset 0

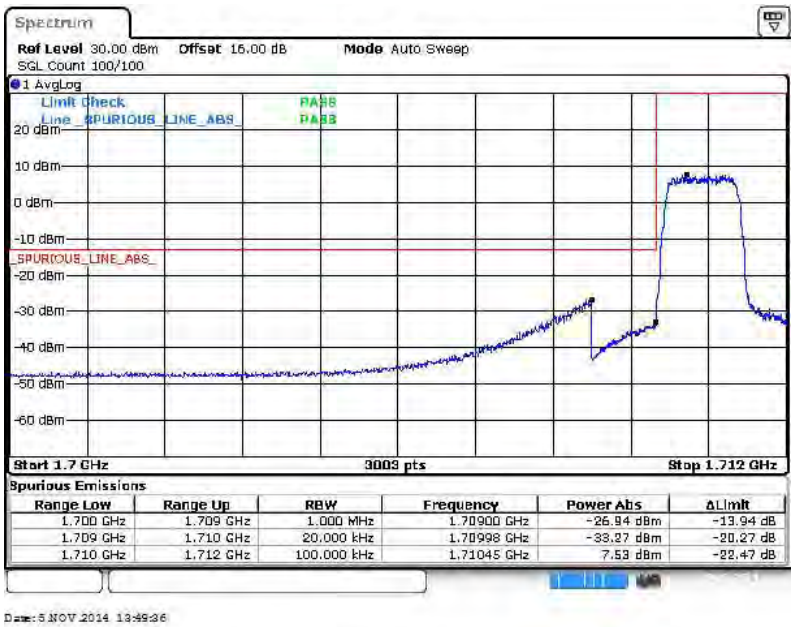

Spurious Emissions

Range Low	Range Up	RBW	Frequency	Power Abs	ΔLimit
1.700 GHz	1.709 GHz	1.000 MHz	1.70900 GHz	-26.94 dBm	-13.94 dB
1.709 GHz	1.710 GHz	20.000 kHz	1.70998 GHz	-33.27 dBm	-20.27 dB
1.710 GHz	1.712 GHz	100.000 kHz	1.71045 GHz	7.53 dBm	-22.47 dB

Higher Band Edge Plot for 16QAM-RB Size 1, RB Offset 5

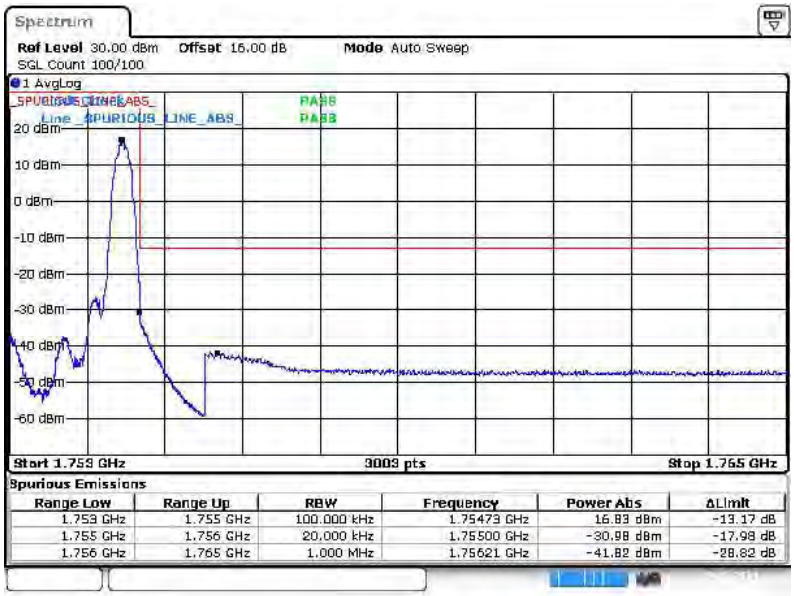

Spurious Emissions

Range Low	Range Up	RBW	Frequency	Power Abs	ΔLimit
1.753 GHz	1.755 GHz	100.000 kHz	1.75479 GHz	16.83 dBm	-13.17 dB
1.755 GHz	1.756 GHz	20.000 kHz	1.75500 GHz	-30.98 dBm	-17.98 dB
1.756 GHz	1.765 GHz	1.000 MHz	1.75621 GHz	-41.82 dBm	-28.82 dB

Date: 5.NOV.2014 13:59:42

Higher Band Edge Plot for 16QAM-RB Size 6, RB Offset 0

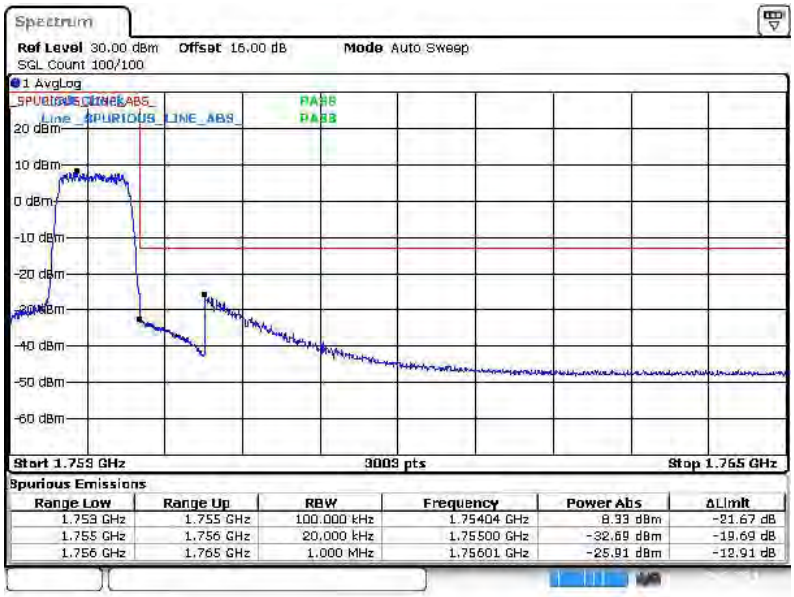

Spurious Emissions

Range Low	Range Up	RBW	Frequency	Power Abs	ΔLimit
1.753 GHz	1.755 GHz	100.000 kHz	1.75404 GHz	8.33 dBm	-21.67 dB
1.755 GHz	1.756 GHz	20.000 kHz	1.75500 GHz	-32.69 dBm	-19.69 dB
1.756 GHz	1.765 GHz	1.000 MHz	1.75601 GHz	-25.91 dBm	-12.91 dB

Date: 5.NOV.2014 15:28:49

Band :	LTE Band 4	Band Width :	3MHz / QPSK

Lower Band Edge Plot for QPSK-RB Size 1, RB Offset 0

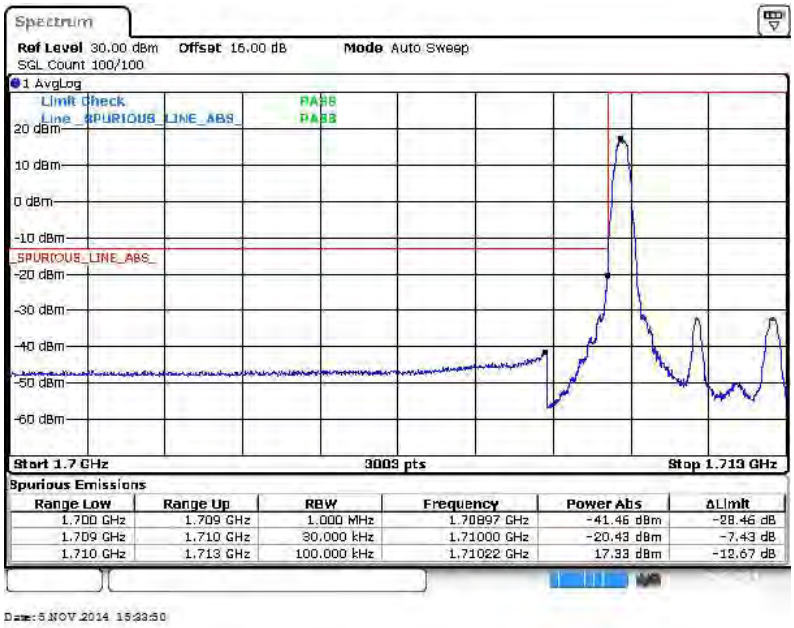

Lower Band Edge Plot for QPSK-RB Size 15, RB Offset 0

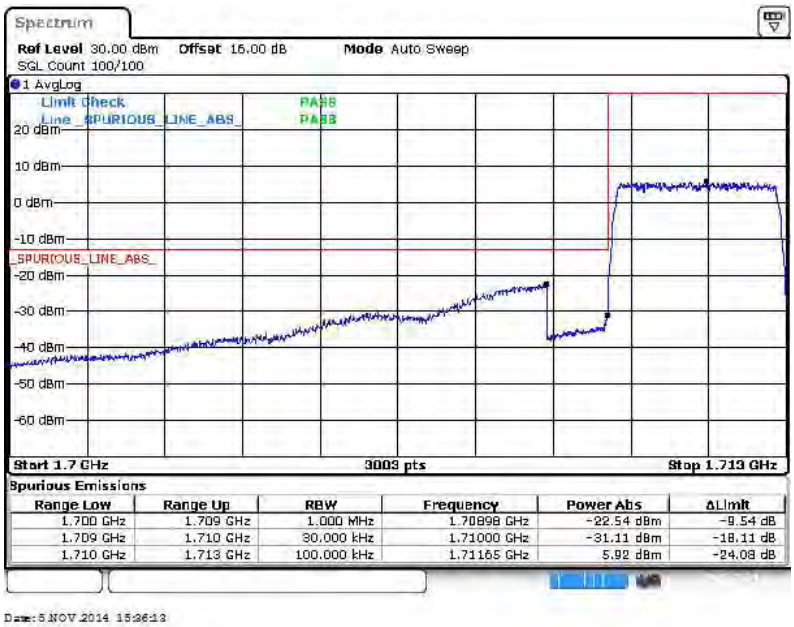

Higher Band Edge Plot for QPSK-RB Size 1, RB Offset 14

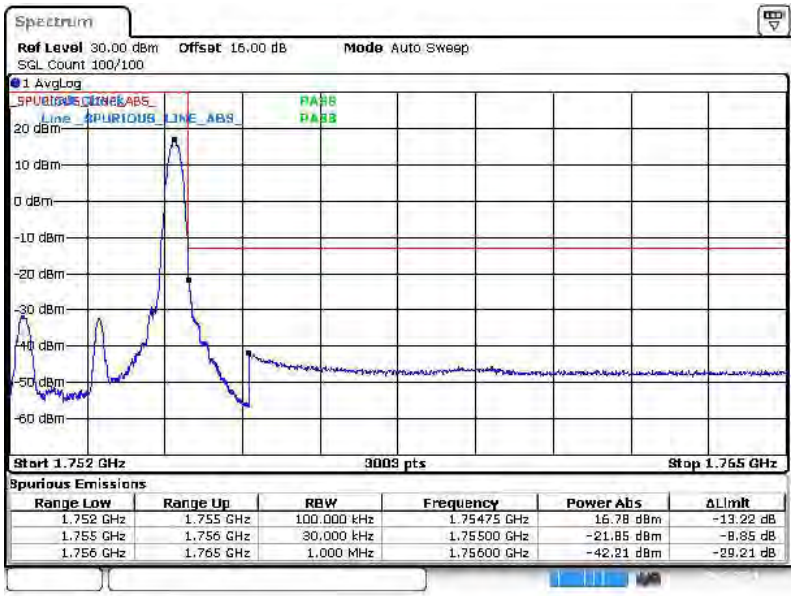

Higher Band Edge Plot for QPSK-RB Size 15, RB Offset 0

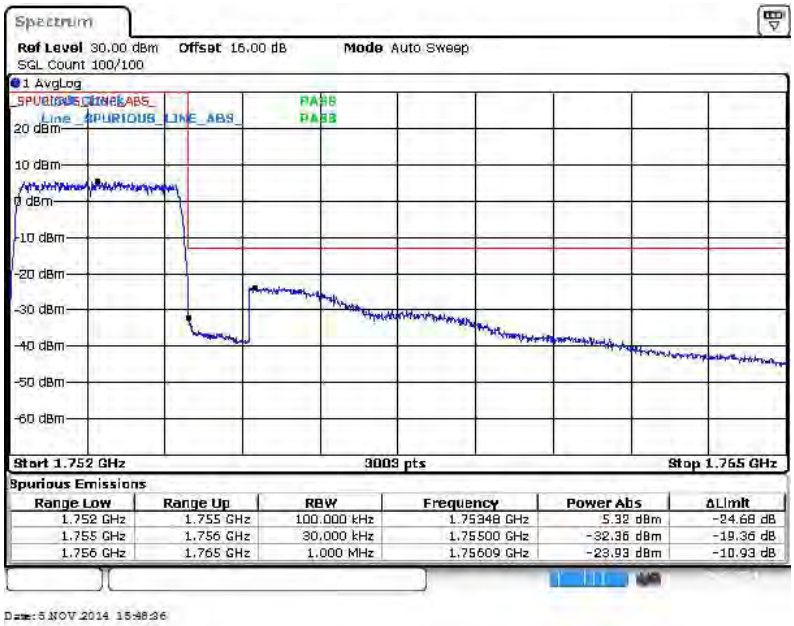

Band :	LTE Band 4	Band Width :	3MHz / 16QAM

Lower Band Edge Plot for 16QAM-RB Size 1, RB Offset 0

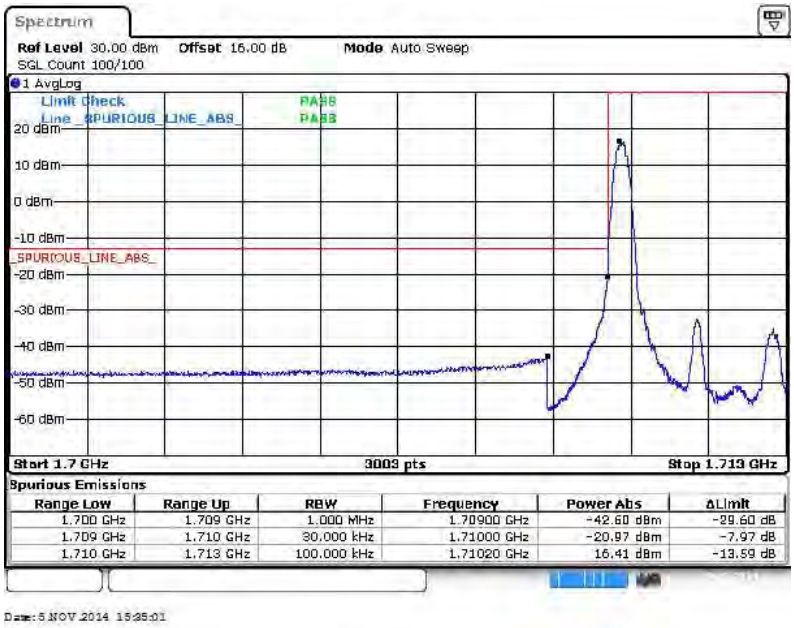

Lower Band Edge Plot for 16QAM-RB Size 15, RB Offset 0

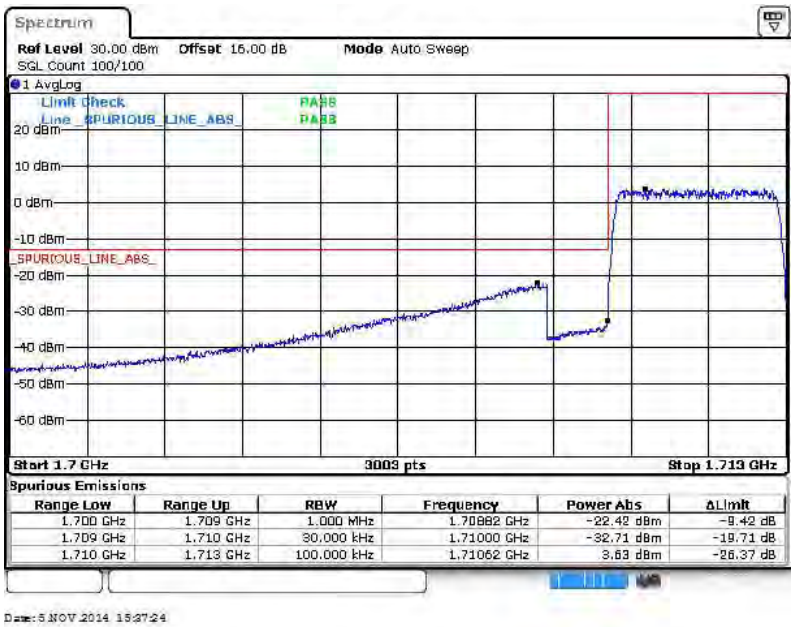

Higher Band Edge Plot for 16QAM-RB Size 1, RB Offset 14

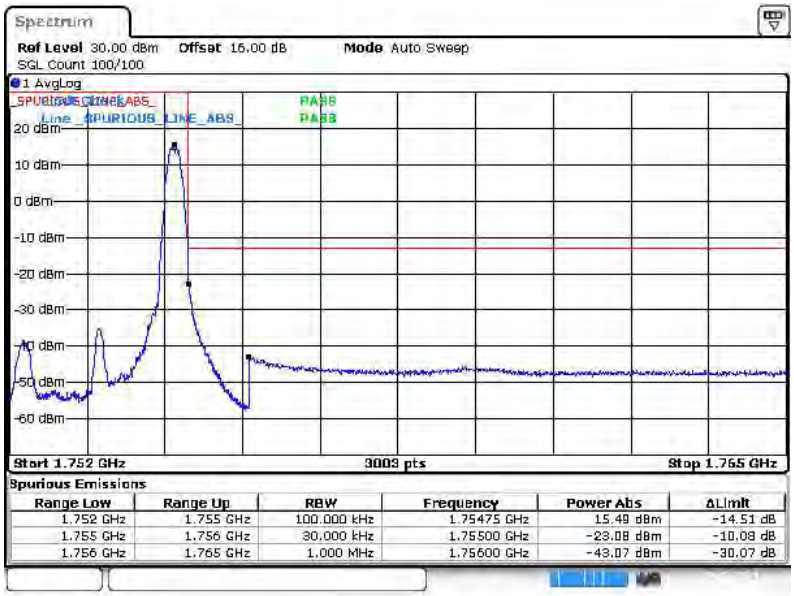

Spurious Emissions

Range Low	Range Up	RBW	Frequency	Power Abs	ΔLimit
1.752 GHz	1.755 GHz	100.000 kHz	1.75475 GHz	15.49 dBm	-14.51 dB
1.755 GHz	1.756 GHz	30.000 kHz	1.75500 GHz	-23.08 dBm	-10.08 dB
1.756 GHz	1.765 GHz	1.000 MHz	1.75600 GHz	-43.07 dBm	-30.07 dB

Date: 5.NOV.2014 15:47:25

Higher Band Edge Plot for 16QAM-RB Size 15, RB Offset 0

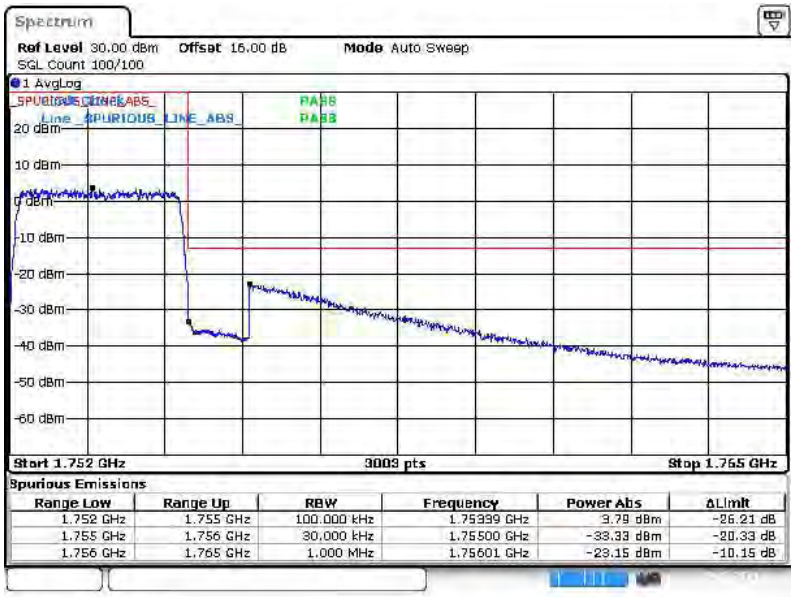

Spurious Emissions

Range Low	Range Up	RBW	Frequency	Power Abs	ΔLimit
1.752 GHz	1.755 GHz	100.000 kHz	1.75399 GHz	3.79 dBm	-26.21 dB
1.755 GHz	1.756 GHz	30.000 kHz	1.75500 GHz	-33.33 dBm	-20.33 dB
1.756 GHz	1.765 GHz	1.000 MHz	1.75601 GHz	-23.15 dBm	-10.15 dB

Date: 5.NOV.2014 15:49:48

Band :	LTE Band 4	Band Width :	5MHz / QPSK

Lower Band Edge Plot for QPSK-RB Size 1, RB Offset 0

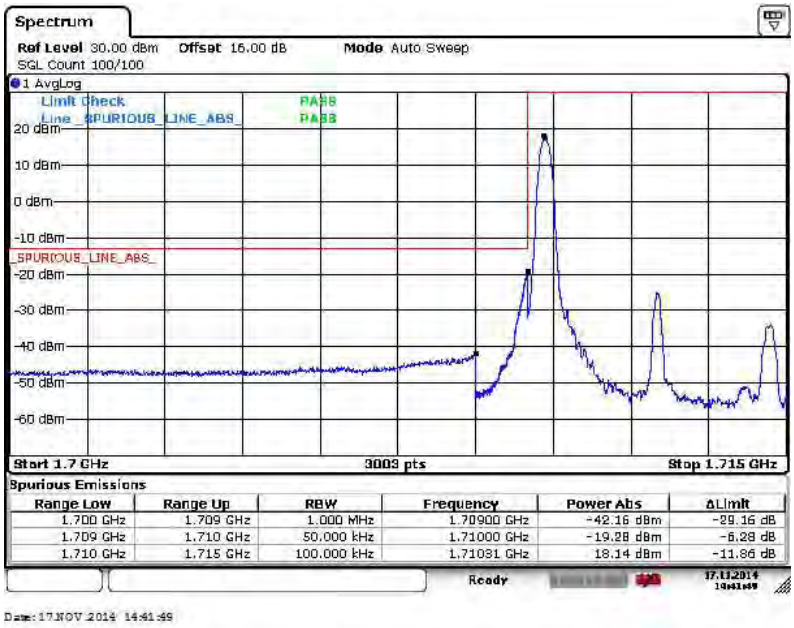

Lower Band Edge Plot for QPSK-RB Size 25, RB Offset 0

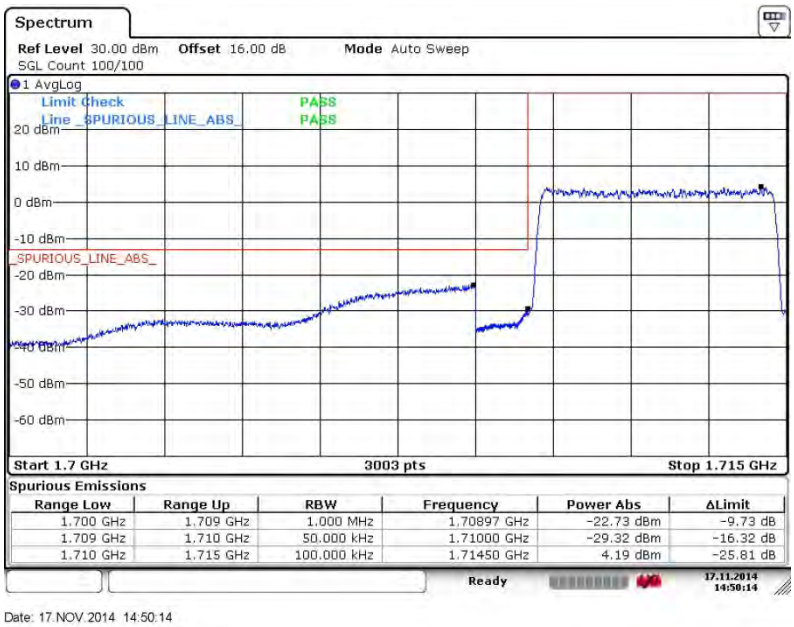

Higher Band Edge Plot for QPSK-RB Size 1, RB Offset 24

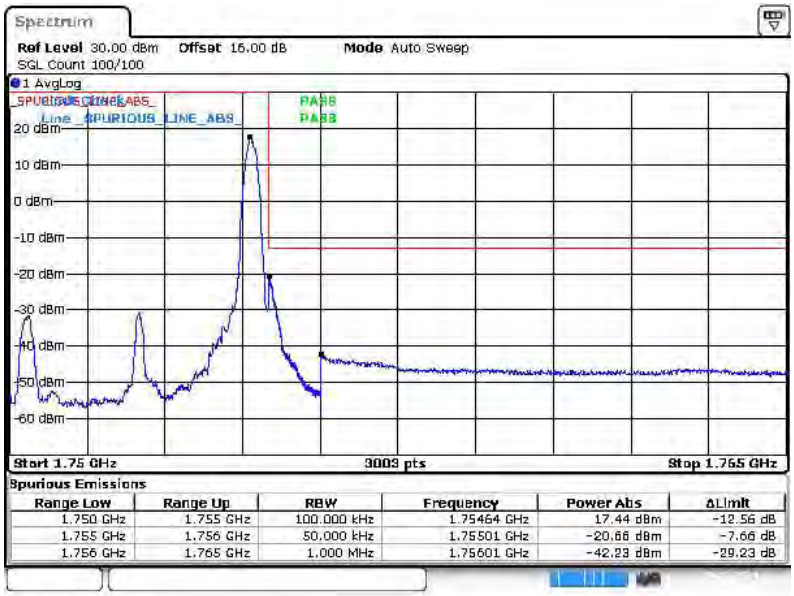

Spurious Emissions

Range Low	Range Up	RBW	Frequency	Power Abs	ΔLimit
1.750 GHz	1.755 GHz	100.000 kHz	1.75464 GHz	17.44 dBm	-12.56 dB
1.755 GHz	1.756 GHz	50.000 kHz	1.75501 GHz	-20.66 dBm	-7.66 dB
1.756 GHz	1.765 GHz	1.000 MHz	1.75601 GHz	-42.23 dBm	-29.23 dB

Date: 5.NOV.2014 16:07:13

Higher Band Edge Plot for QPSK-RB Size 25, RB Offset 0

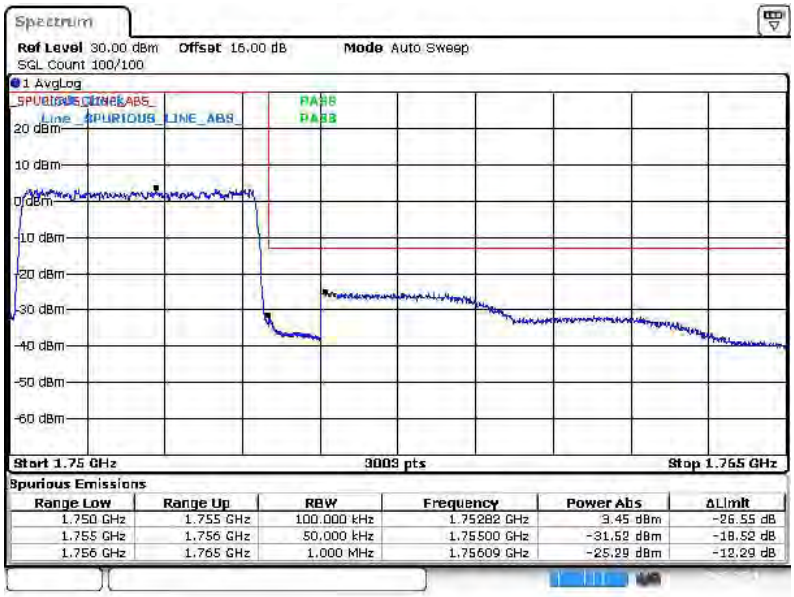

Spurious Emissions

Range Low	Range Up	RBW	Frequency	Power Abs	ΔLimit
1.750 GHz	1.755 GHz	100.000 kHz	1.75282 GHz	3.45 dBm	-26.55 dB
1.755 GHz	1.756 GHz	50.000 kHz	1.75500 GHz	-31.52 dBm	-18.52 dB
1.756 GHz	1.765 GHz	1.000 MHz	1.75609 GHz	-25.29 dBm	-12.29 dB

Date: 5.NOV.2014 16:09:35

Band :	LTE Band 4	Band Width :	5MHz / 16QAM

Lower Band Edge Plot for 16QAM-RB Size 1, RB Offset 0

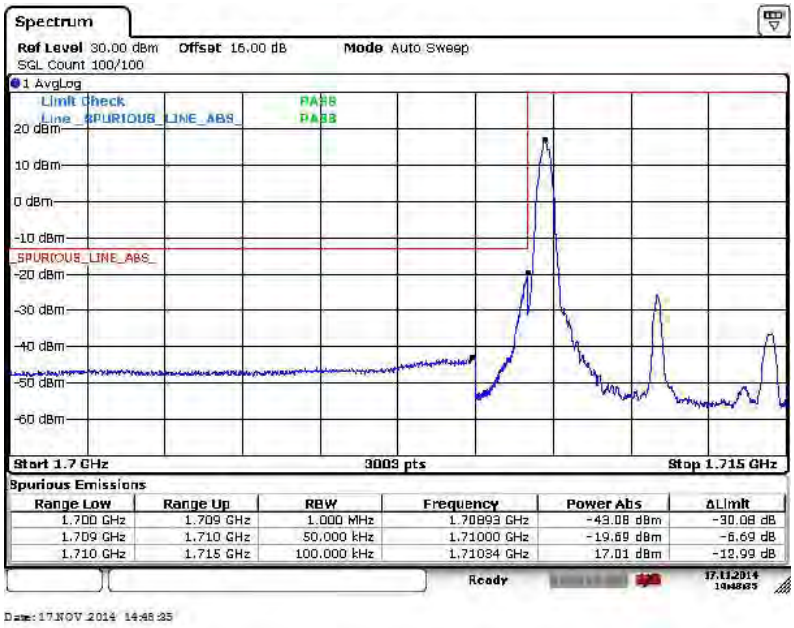

Lower Band Edge Plot for 16QAM-RB Size 25, RB Offset 0

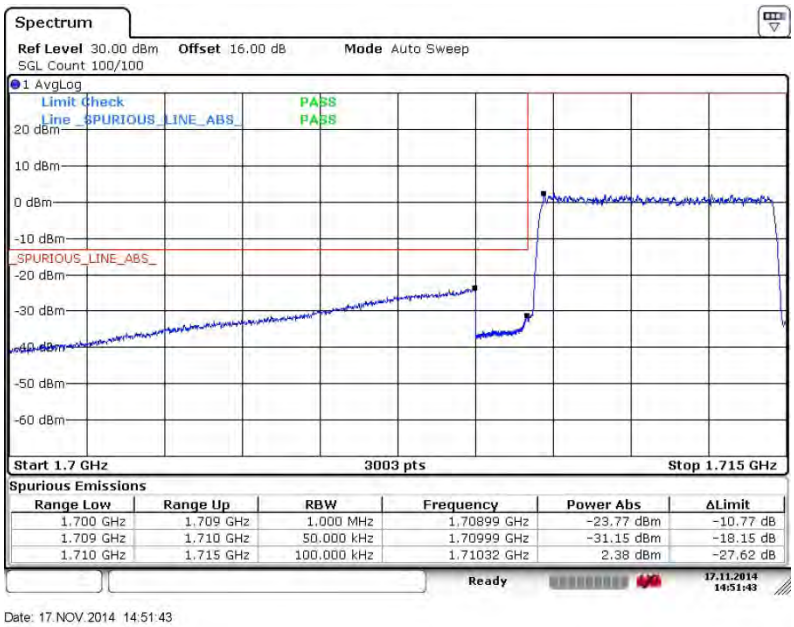

Higher Band Edge Plot for 16QAM-RB Size 1, RB Offset 24

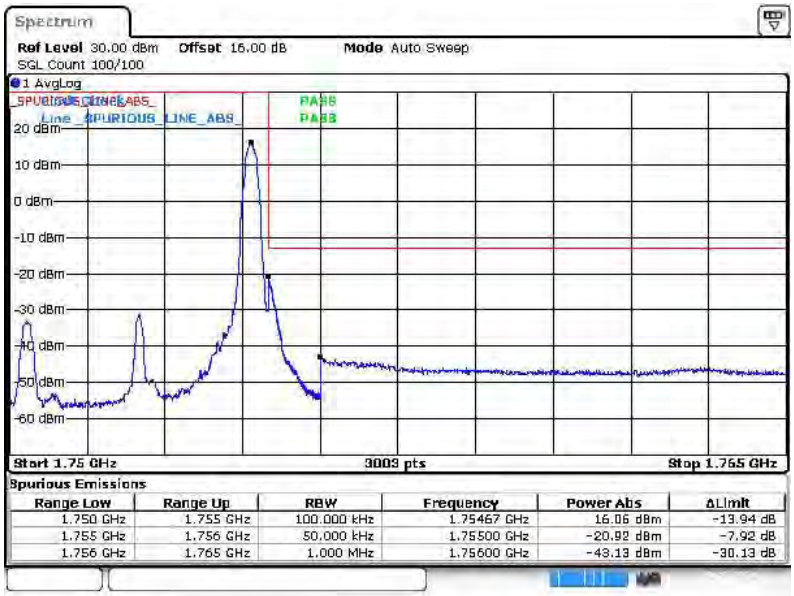

Spurious Emissions

Range Low	Range Up	RBW	Frequency	Power Abs	ΔLimit
1.750 GHz	1.755 GHz	100.000 kHz	1.75467 GHz	16.06 dBm	-13.94 dB
1.755 GHz	1.756 GHz	50.000 kHz	1.75500 GHz	-20.92 dBm	-7.92 dB
1.756 GHz	1.765 GHz	1.000 MHz	1.75600 GHz	-43.13 dBm	-30.13 dB

Date: 5.NOV.2014 16:08:24

Higher Band Edge Plot for 16QAM-RB Size 25, RB Offset 0

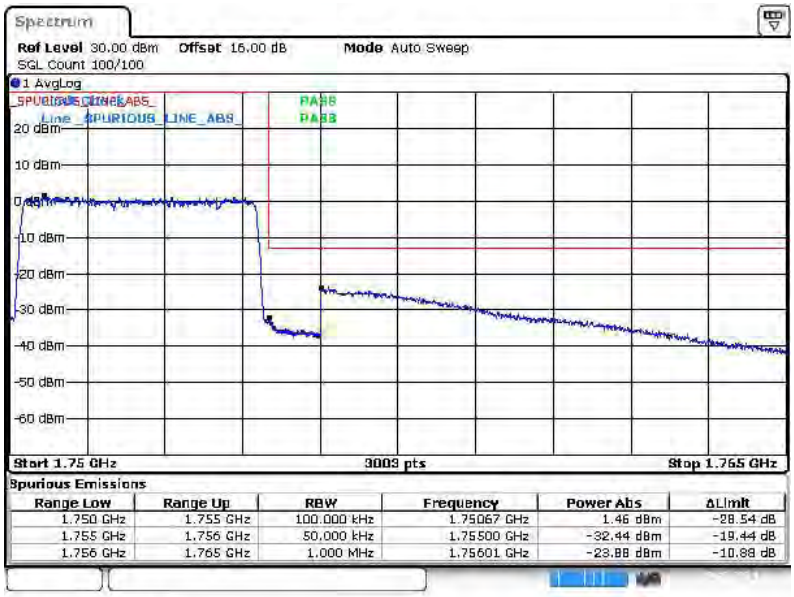

Spurious Emissions

Range Low	Range Up	RBW	Frequency	Power Abs	ΔLimit
1.750 GHz	1.755 GHz	100.000 kHz	1.75067 GHz	1.46 dBm	-28.54 dB
1.755 GHz	1.756 GHz	50.000 kHz	1.75500 GHz	-32.44 dBm	-19.44 dB
1.756 GHz	1.765 GHz	1.000 MHz	1.75601 GHz	-23.88 dBm	-10.88 dB

Date: 5.NOV.2014 16:10:47

Band :	LTE Band 4	Band Width :	10MHz / QPSK

Lower Band Edge Plot for QPSK-RB Size 1, RB Offset 0

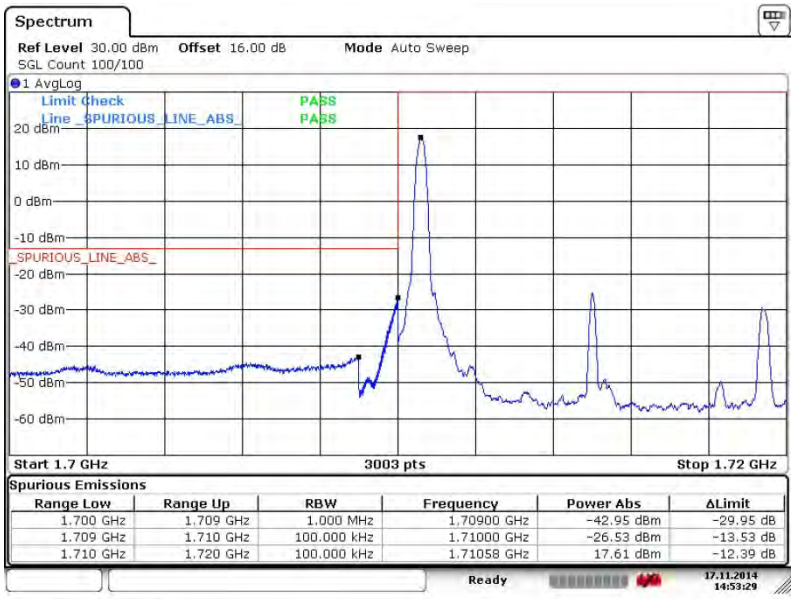

Date: 17.NOV.2014 14:53:29

Lower Band Edge Plot for QPSK-RB Size 50, RB Offset 0

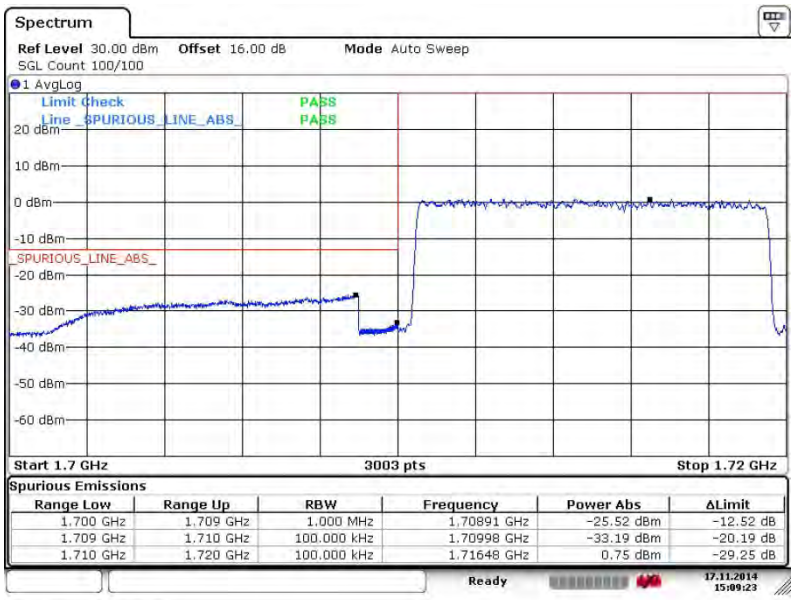

Date: 17.NOV.2014 15:09:23

Higher Band Edge Plot for QPSK-RB Size 1, RB Offset 49

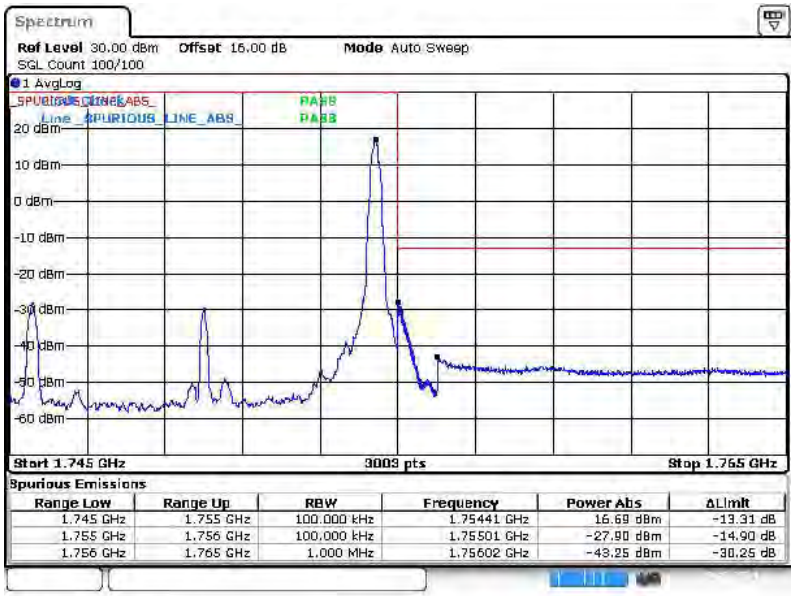

Spurious Emissions

Range Low	Range Up	RBW	Frequency	Power Abs	ΔLimit
1.745 GHz	1.755 GHz	100.000 kHz	1.75441 GHz	16.69 dBm	-13.31 dB
1.755 GHz	1.756 GHz	100.000 kHz	1.75501 GHz	-27.90 dBm	-14.90 dB
1.756 GHz	1.765 GHz	1.000 MHz	1.75602 GHz	-43.25 dBm	-30.25 dB

Date: 5 NOV 2014 16:28:11

Higher Band Edge Plot for QPSK-RB Size 50, RB Offset 0

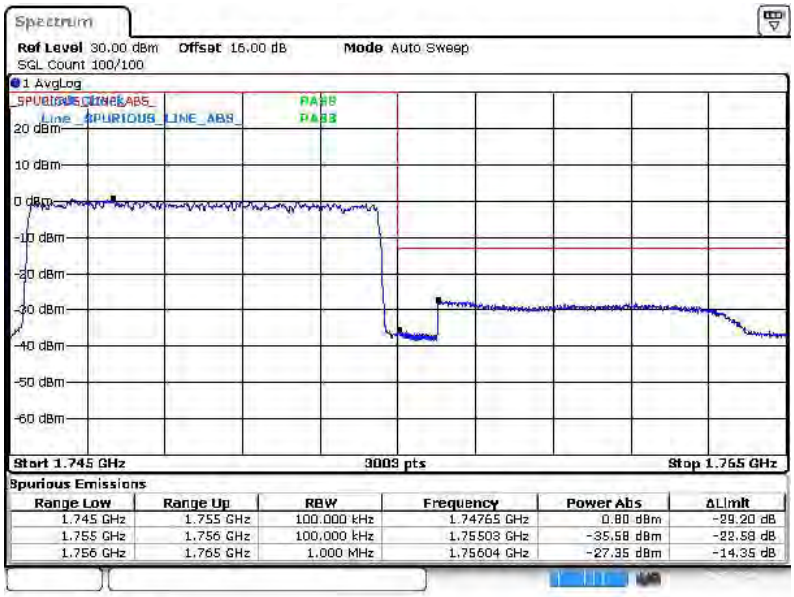

Spurious Emissions

Range Low	Range Up	RBW	Frequency	Power Abs	ΔLimit
1.745 GHz	1.755 GHz	100.000 kHz	1.74765 GHz	0.80 dBm	-29.20 dB
1.755 GHz	1.756 GHz	100.000 kHz	1.75503 GHz	-35.58 dBm	-22.58 dB
1.756 GHz	1.765 GHz	1.000 MHz	1.75604 GHz	-27.35 dBm	-14.35 dB

Date: 5 NOV 2014 16:20:24

Band :	LTE Band 4	Band Width :	10MHz / 16QAM

Lower Band Edge Plot for 16QAM-RB Size 1, RB Offset 0

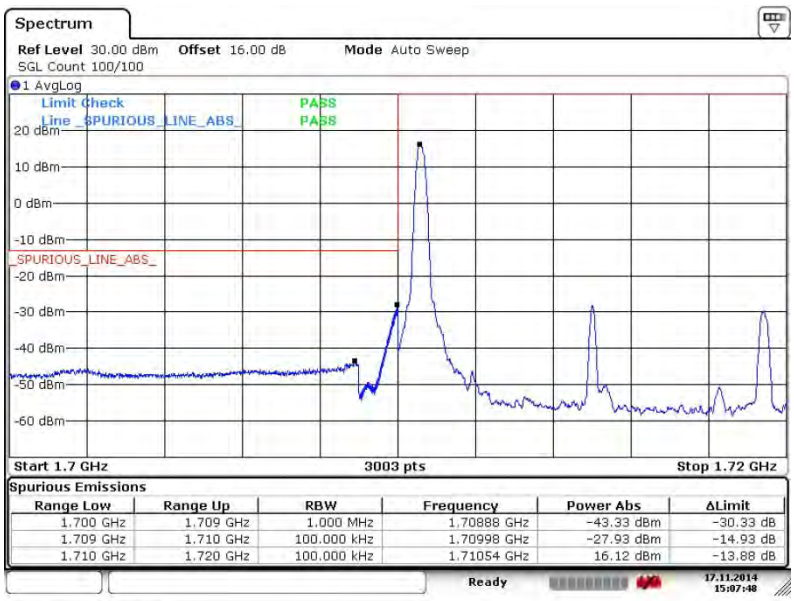

Date: 17.NOV.2014 15:07:48

Lower Band Edge Plot for 16QAM-RB Size 50, RB Offset 0

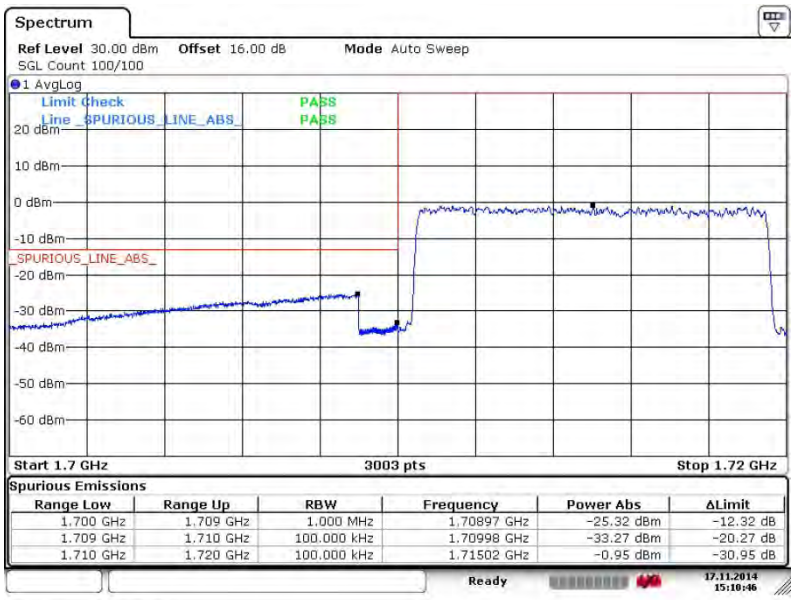

Date: 17.NOV.2014 15:10:47

Higher Band Edge Plot for 16QAM-RB Size 1, RB Offset 49

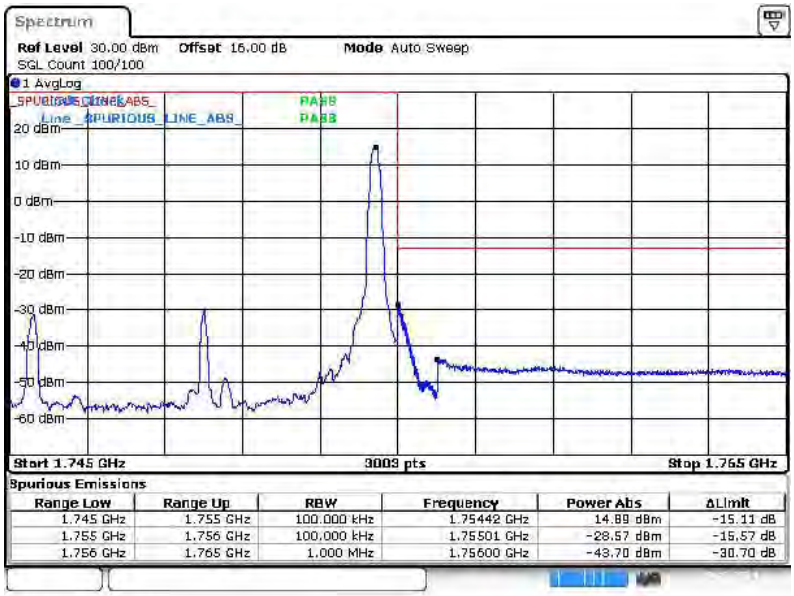

Spurious Emissions

Range Low	Range Up	RBW	Frequency	Power Abs	ΔLimit
1.745 GHz	1.755 GHz	100.000 kHz	1.75442 GHz	14.89 dBm	-15.11 dB
1.755 GHz	1.756 GHz	100.000 kHz	1.75501 GHz	-28.57 dBm	-15.57 dB
1.756 GHz	1.765 GHz	1.000 MHz	1.75600 GHz	-43.70 dBm	-30.70 dB

Date: 5.NOV.2014 16:29:22

Higher Band Edge Plot for 16QAM-RB Size 50, RB Offset 0

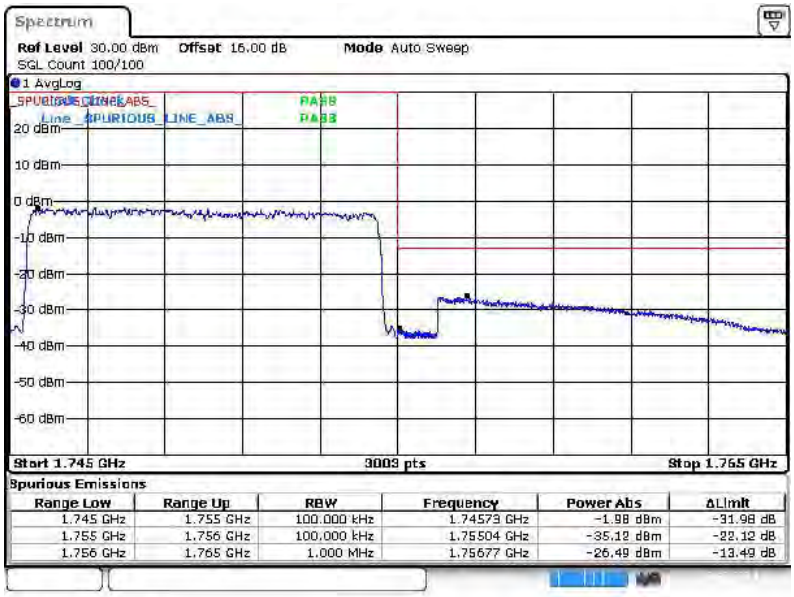

Spurious Emissions

Range Low	Range Up	RBW	Frequency	Power Abs	ΔLimit
1.745 GHz	1.755 GHz	100.000 kHz	1.74573 GHz	-1.98 dBm	-31.98 dB
1.755 GHz	1.756 GHz	100.000 kHz	1.75504 GHz	-35.12 dBm	-22.12 dB
1.756 GHz	1.765 GHz	1.000 MHz	1.75677 GHz	-26.49 dBm	-13.49 dB

Date: 5.NOV.2014 16:21:45

Band :	LTE Band 4	Band Width :	15MHz / QPSK

Lower Band Edge Plot for QPSK-RB Size 1, RB Offset 0

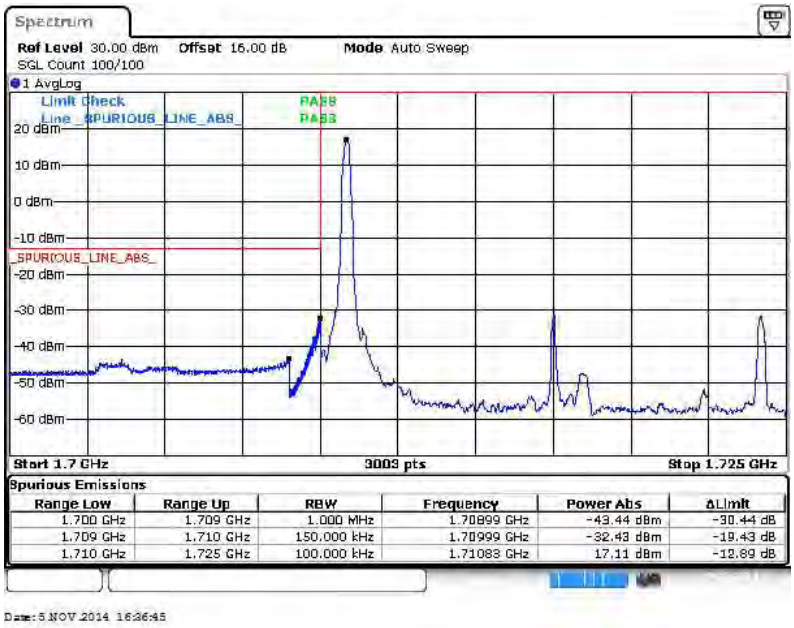

Lower Band Edge Plot for QPSK-RB Size 75, RB Offset 0

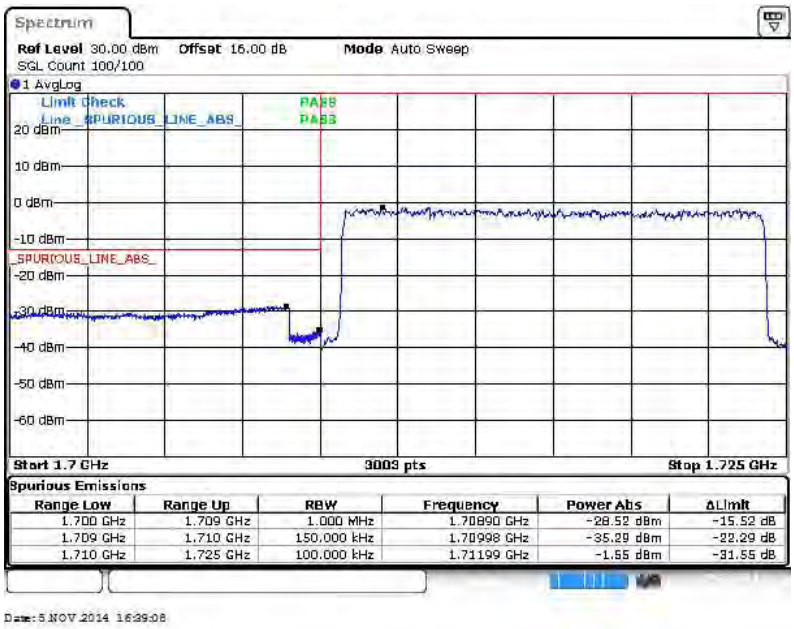

Higher Band Edge Plot for QPSK-RB Size 1, RB Offset 74

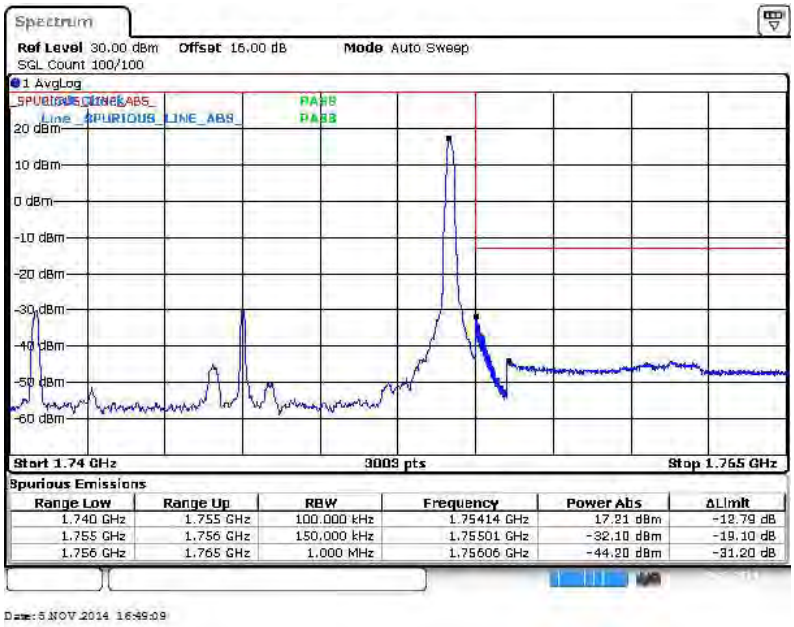

Higher Band Edge Plot for QPSK-RB Size 75, RB Offset 0

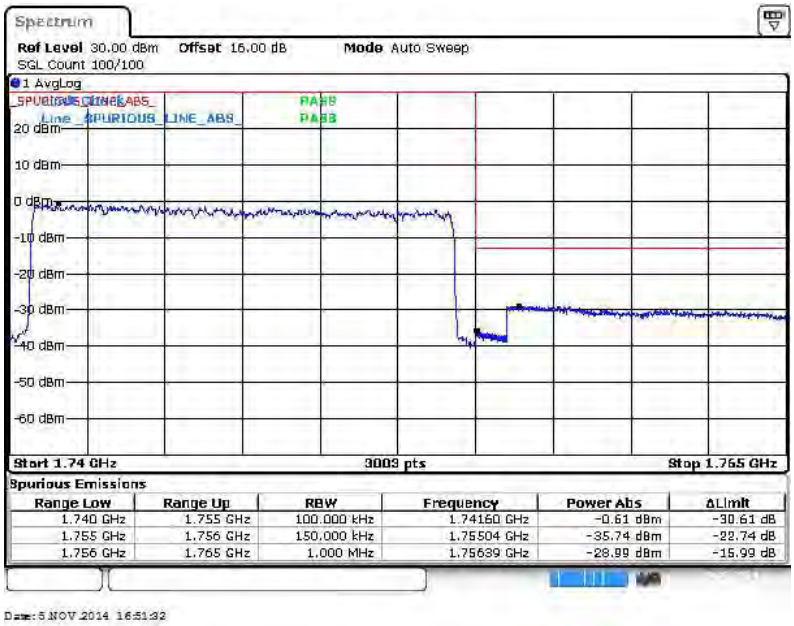

Band :	LTE Band 4	Band Width :	15MHz / 16QAM

Lower Band Edge Plot for 16QAM-RB Size 1, RB Offset 0

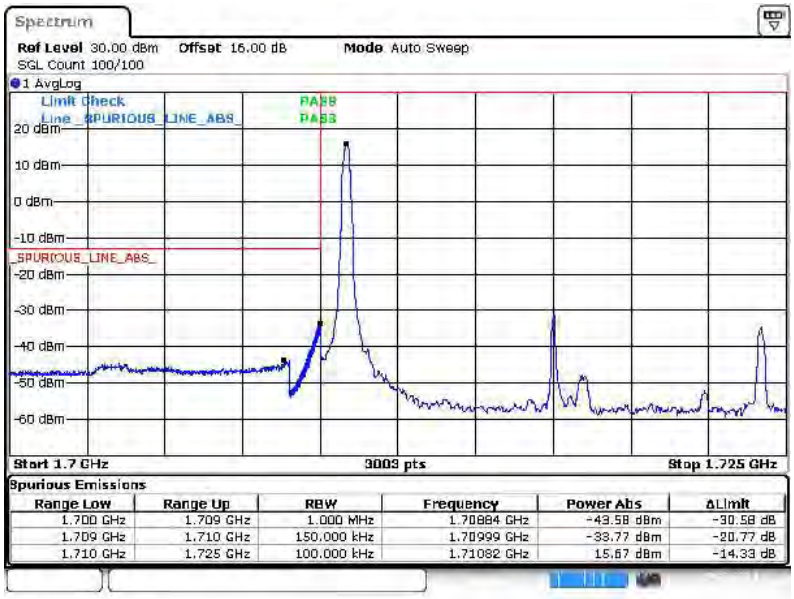

Lower Band Edge Plot for 16QAM-RB Size 75, RB Offset 0

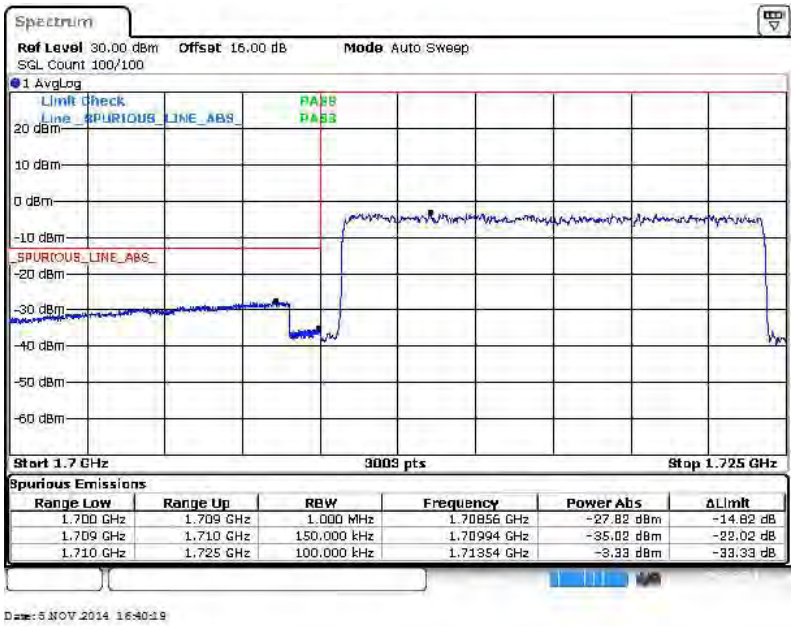

Higher Band Edge Plot for 16QAM-RB Size 1, RB Offset 74

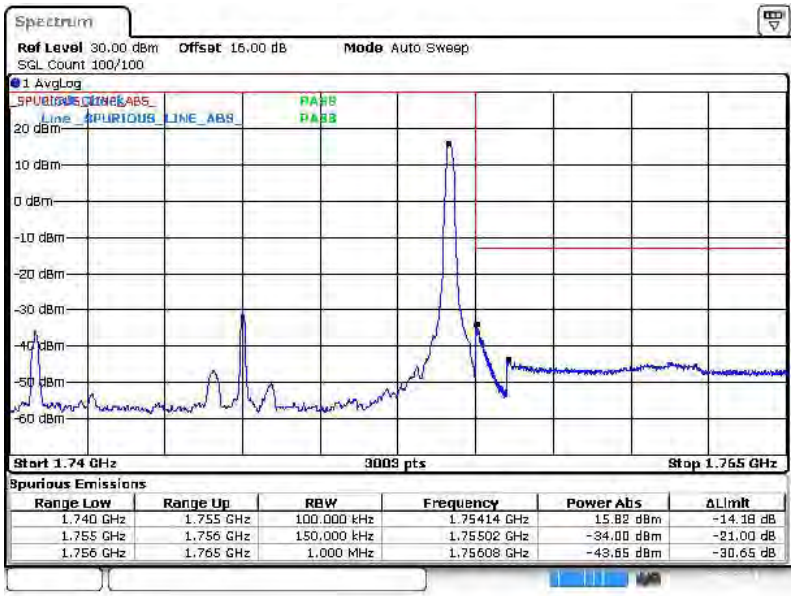

Spurious Emissions

Range Low	Range Up	RBW	Frequency	Power Abs	ΔLimit
1.740 GHz	1.755 GHz	100.000 kHz	1.75414 GHz	15.82 dBm	-14.18 dB
1.755 GHz	1.756 GHz	150.000 kHz	1.75502 GHz	-34.00 dBm	-21.00 dB
1.756 GHz	1.765 GHz	1.000 MHz	1.75608 GHz	-43.65 dBm	-30.65 dB

Date: 5.NOV.2014 16:50:20

Higher Band Edge Plot for 16QAM-RB Size 75, RB Offset 0

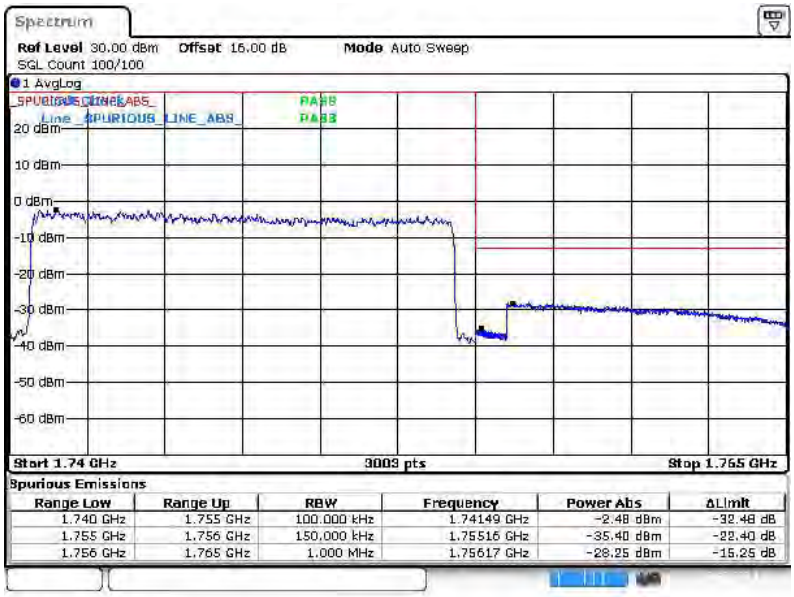

Spurious Emissions

Range Low	Range Up	RBW	Frequency	Power Abs	ΔLimit
1.740 GHz	1.755 GHz	100.000 kHz	1.74149 GHz	-2.48 dBm	-32.48 dB
1.755 GHz	1.756 GHz	150.000 kHz	1.75516 GHz	-35.40 dBm	-22.40 dB
1.756 GHz	1.765 GHz	1.000 MHz	1.75617 GHz	-28.25 dBm	-15.25 dB

Date: 5.NOV.2014 16:52:43

Band :	LTE Band 4	Band Width :	20MHz / QPSK

Lower Band Edge Plot for QPSK-RB Size 1, RB Offset 0

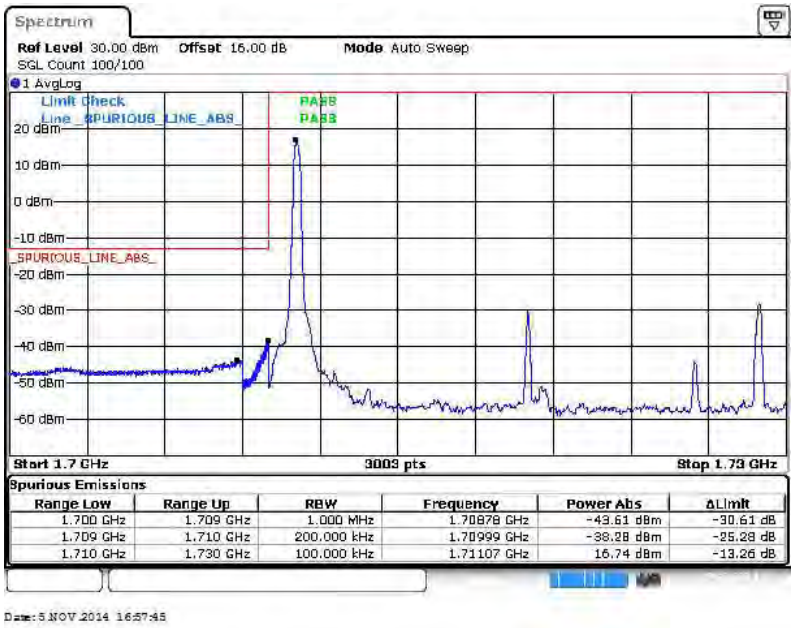

Lower Band Edge Plot for QPSK-RB Size 100, RB Offset 0

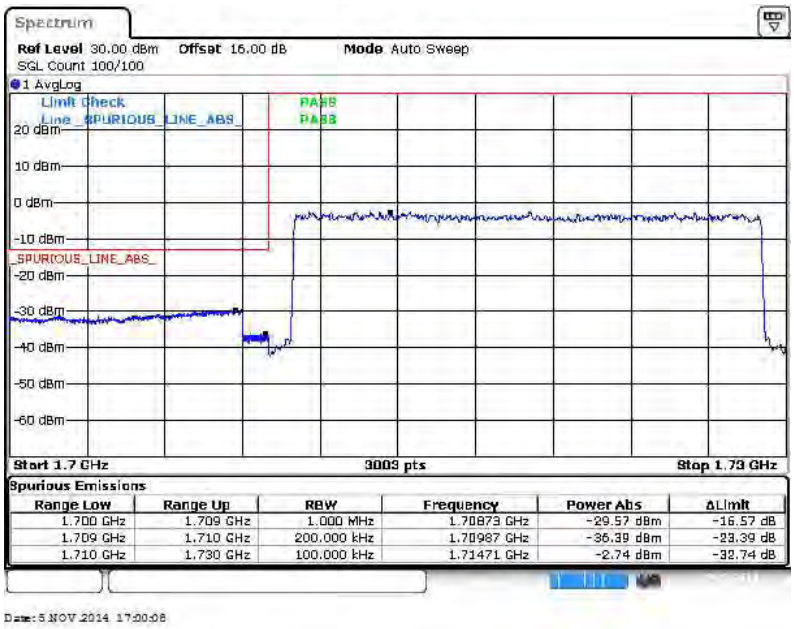

Higher Band Edge Plot for QPSK-RB Size 1, RB Offset 99

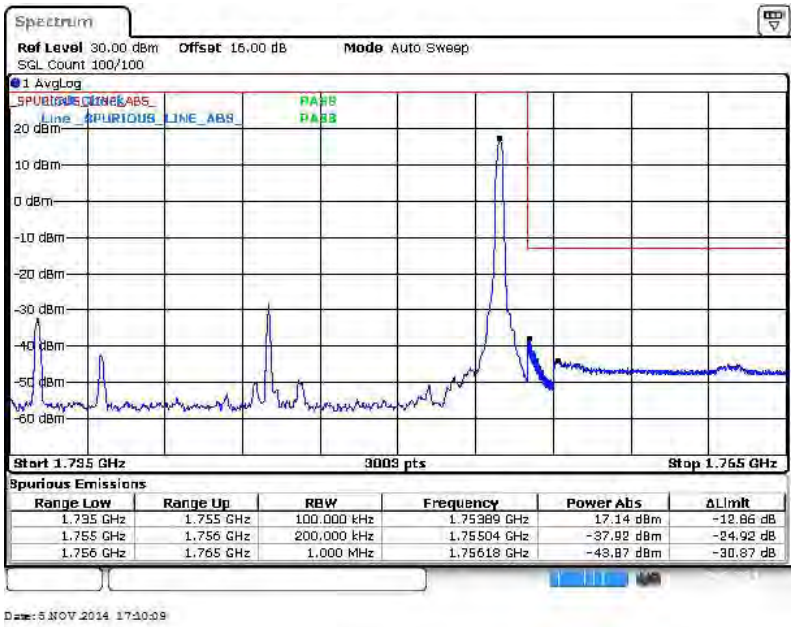

Spurious Emissions

Range Low	Range Up	RBW	Frequency	Power Abs	ΔLimit
1.735 GHz	1.755 GHz	100.000 kHz	1.75389 GHz	17.14 dBm	-12.86 dB
1.755 GHz	1.756 GHz	200.000 kHz	1.75504 GHz	-37.92 dBm	-24.92 dB
1.756 GHz	1.765 GHz	1.000 MHz	1.75618 GHz	-43.87 dBm	-30.87 dB

Date: 5.NOV.2014 17:10:09

Higher Band Edge Plot for QPSK-RB Size 100, RB Offset 0

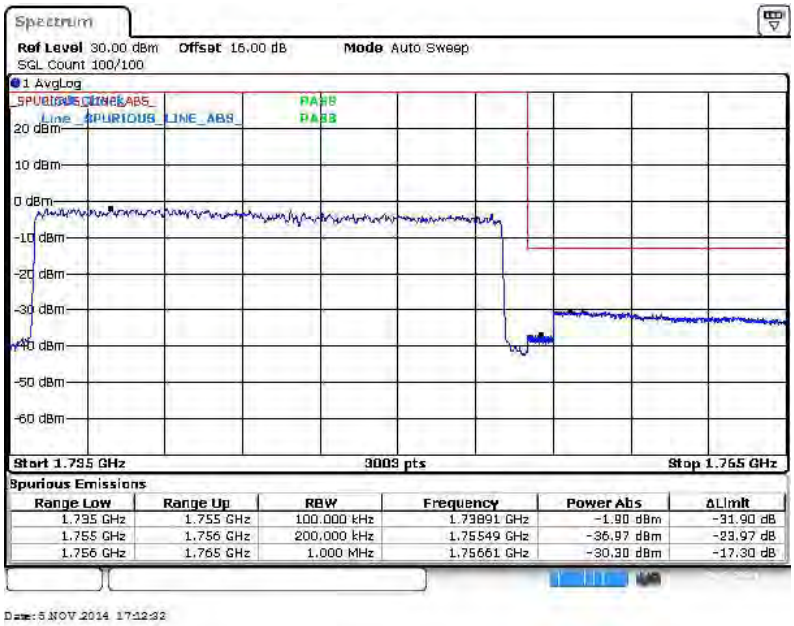

Spurious Emissions

Range Low	Range Up	RBW	Frequency	Power Abs	ΔLimit
1.735 GHz	1.755 GHz	100.000 kHz	1.73891 GHz	-1.90 dBm	-31.90 dB
1.755 GHz	1.756 GHz	200.000 kHz	1.75549 GHz	-36.97 dBm	-23.97 dB
1.756 GHz	1.765 GHz	1.000 MHz	1.75661 GHz	-30.30 dBm	-17.30 dB

Date: 5.NOV.2014 17:12:32

Band :	LTE Band 4	Band Width :	20MHz / 16QAM

Lower Band Edge Plot for 16QAM-RB Size 1, RB Offset 0

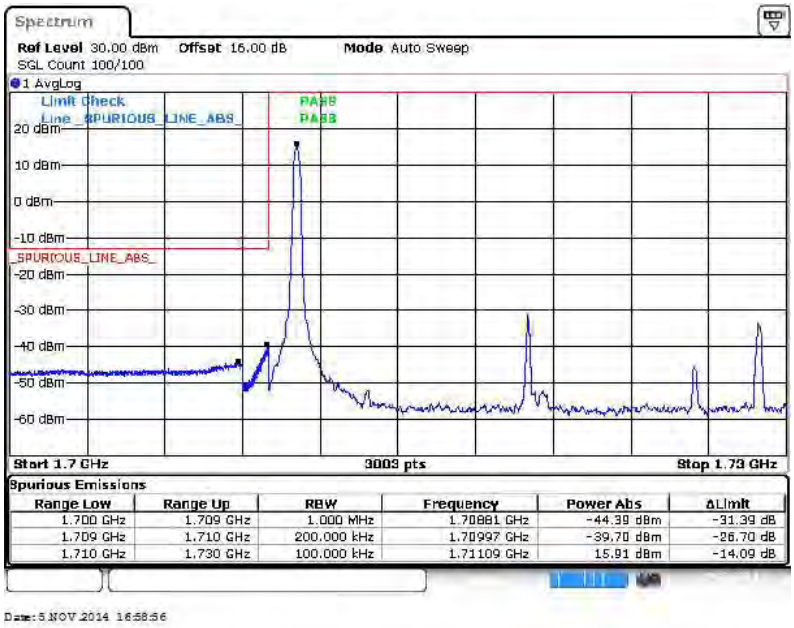

Lower Band Edge Plot for 16QAM-RB Size 100, RB Offset 0

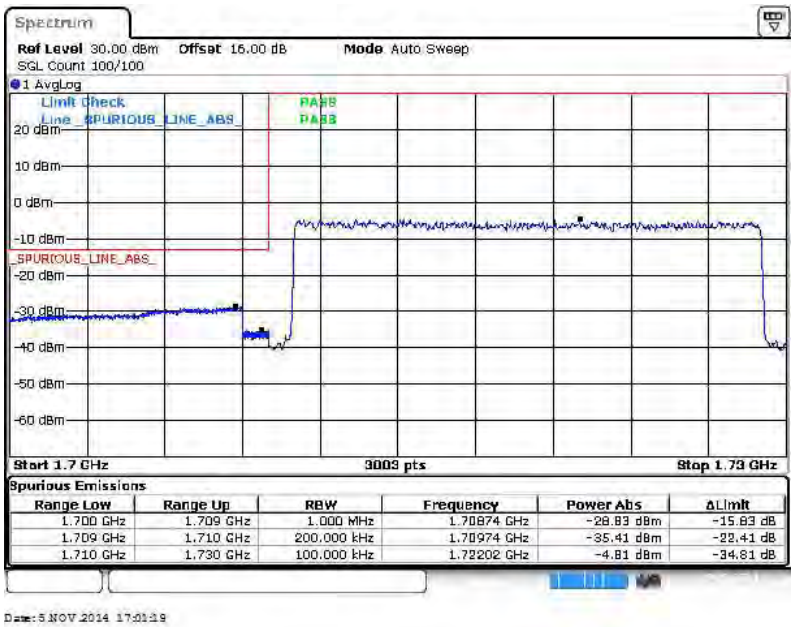

Higher Band Edge Plot for 16QAM-RB Size 1, RB Offset 99

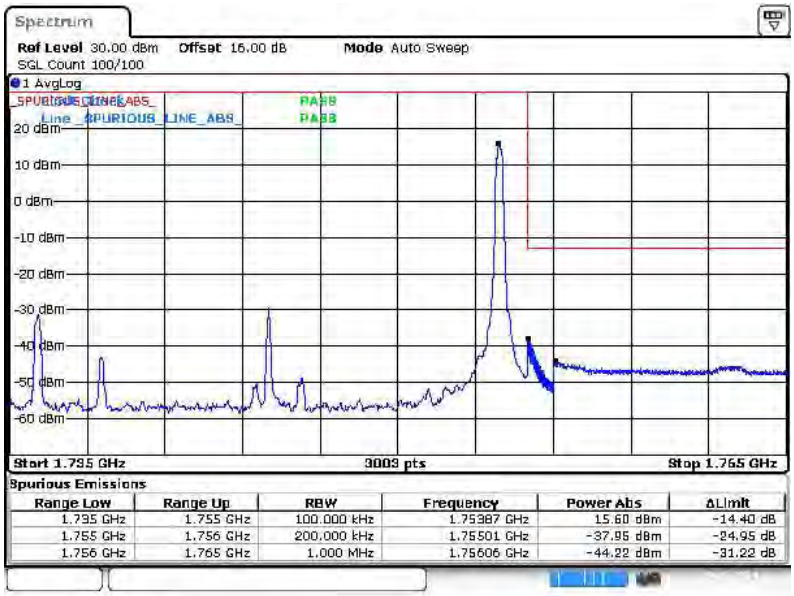

Spurious Emissions

Range Low	Range Up	RBW	Frequency	Power Abs	ΔLimit
1.735 GHz	1.755 GHz	100.000 kHz	1.75387 GHz	15.60 dBm	-14.40 dB
1.755 GHz	1.756 GHz	200.000 kHz	1.75501 GHz	-37.95 dBm	-24.95 dB
1.756 GHz	1.765 GHz	1.000 MHz	1.75606 GHz	-44.22 dBm	-31.22 dB

Date: 5.NOV.2014 17:11:21

Higher Band Edge Plot for 16QAM-RB Size 100, RB Offset 0

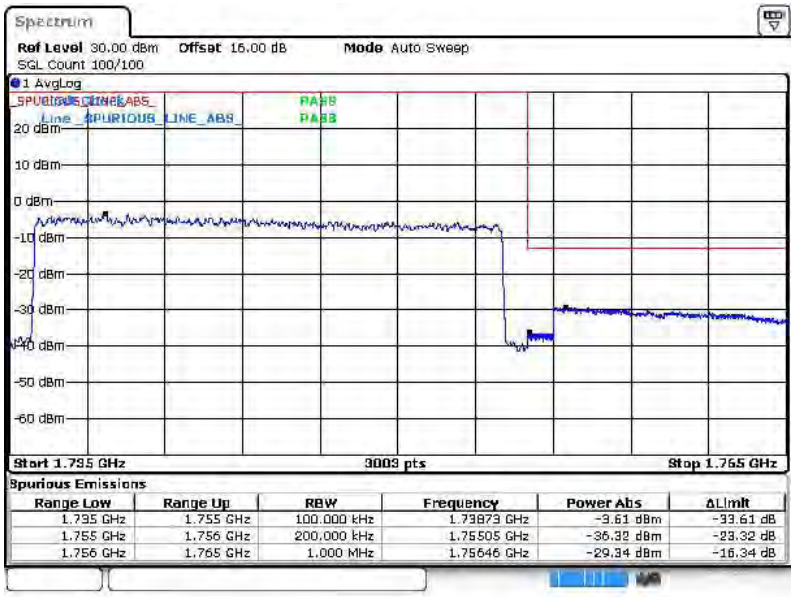

Spurious Emissions

Range Low	Range Up	RBW	Frequency	Power Abs	ΔLimit
1.735 GHz	1.755 GHz	100.000 kHz	1.73873 GHz	-3.61 dBm	-33.61 dB
1.755 GHz	1.756 GHz	200.000 kHz	1.75505 GHz	-36.32 dBm	-23.32 dB
1.756 GHz	1.765 GHz	1.000 MHz	1.75646 GHz	-29.34 dBm	-16.34 dB

Date: 5.NOV.2014 17:13:43

Band :	LTE Band 7	Band Width :	5MHz / QPSK

Lower Band Edge Plot for QPSK-RB Size 1, RB Offset 0

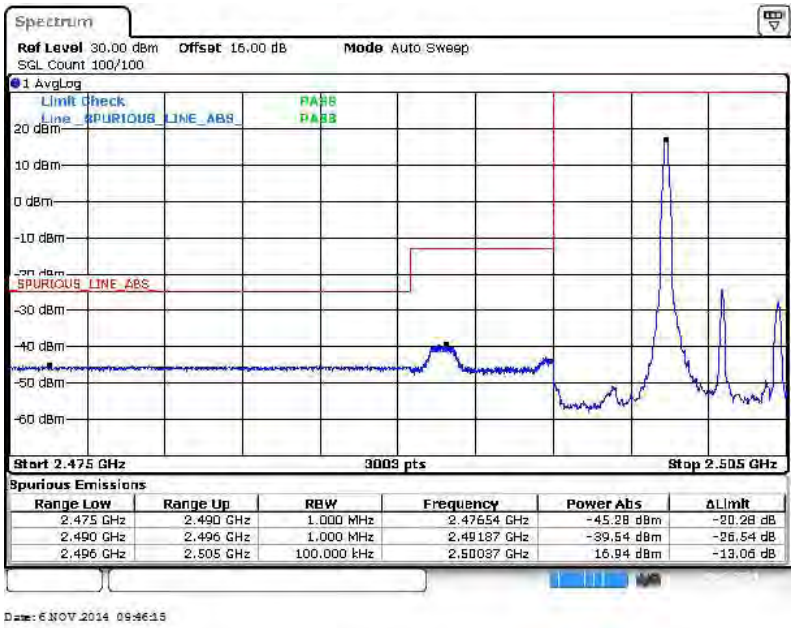

Lower Band Edge Plot for QPSK-RB Size 25, RB Offset 0

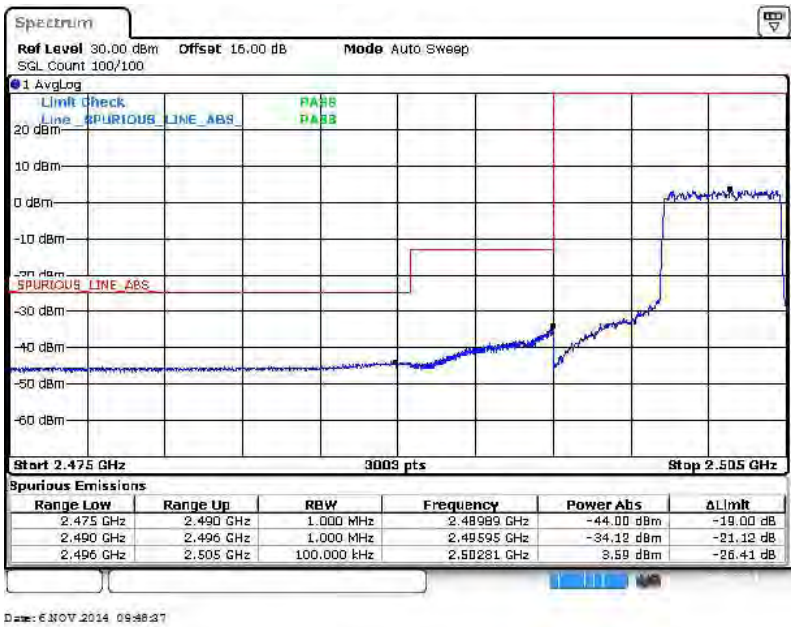

Higher Band Edge Plot for QPSK-RB Size 1, RB Offset 24

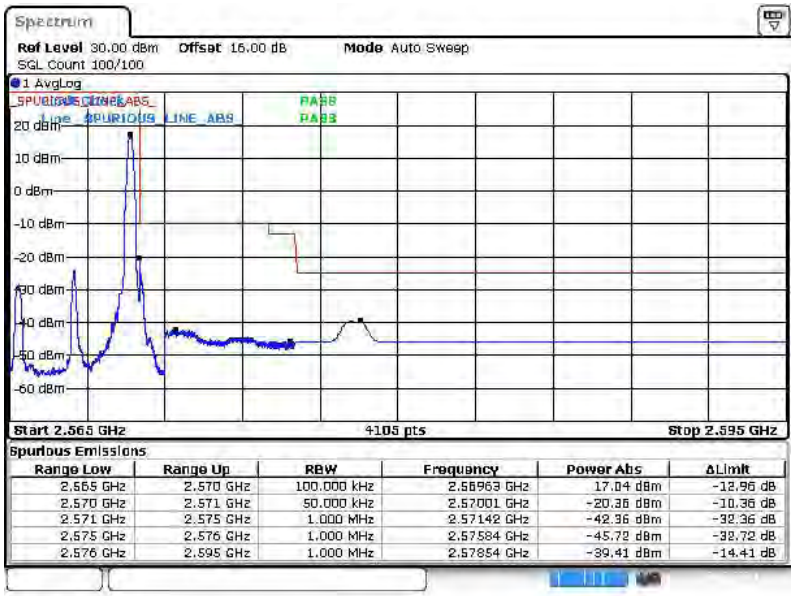

Higher Band Edge Plot for QPSK-RB Size 25, RB Offset 0

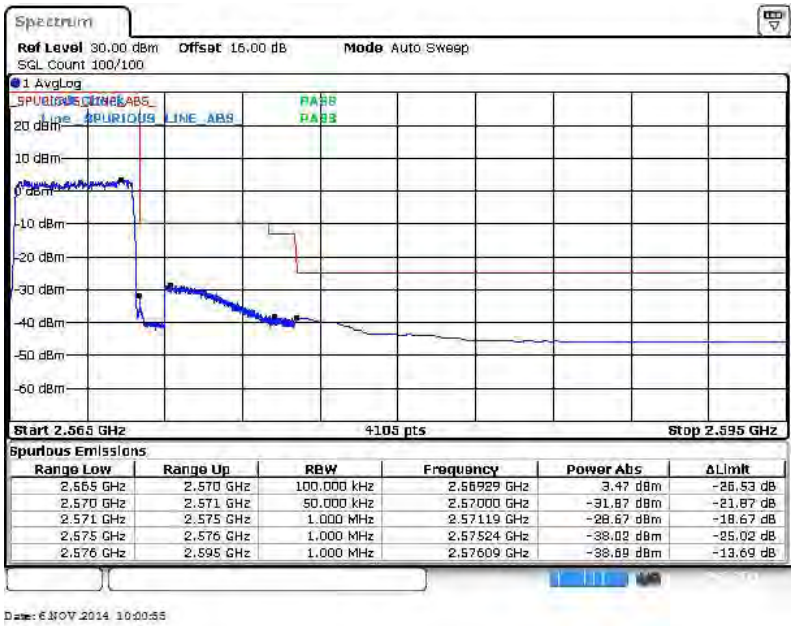

Band :	LTE Band 7	Band Width :	5MHz / 16QAM

Lower Band Edge Plot for 16QAM-RB Size 1, RB Offset 0

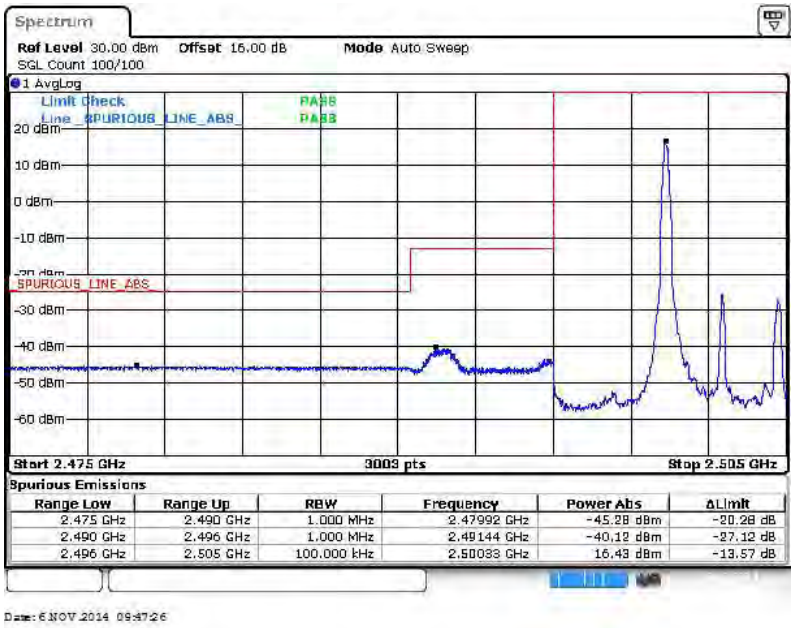

Spurious Emissions

Range Low	Range Up	RBW	Frequency	Power Abs	ΔLimit
2.475 GHz	2.490 GHz	1.000 MHz	2.47992 GHz	-45.28 dBm	-20.28 dB
2.490 GHz	2.496 GHz	1.000 MHz	2.49144 GHz	-40.12 dBm	-27.12 dB
2.496 GHz	2.505 GHz	100.000 kHz	2.50033 GHz	16.43 dBm	-13.57 dB

Lower Band Edge Plot for 16QAM-RB Size 25, RB Offset 0

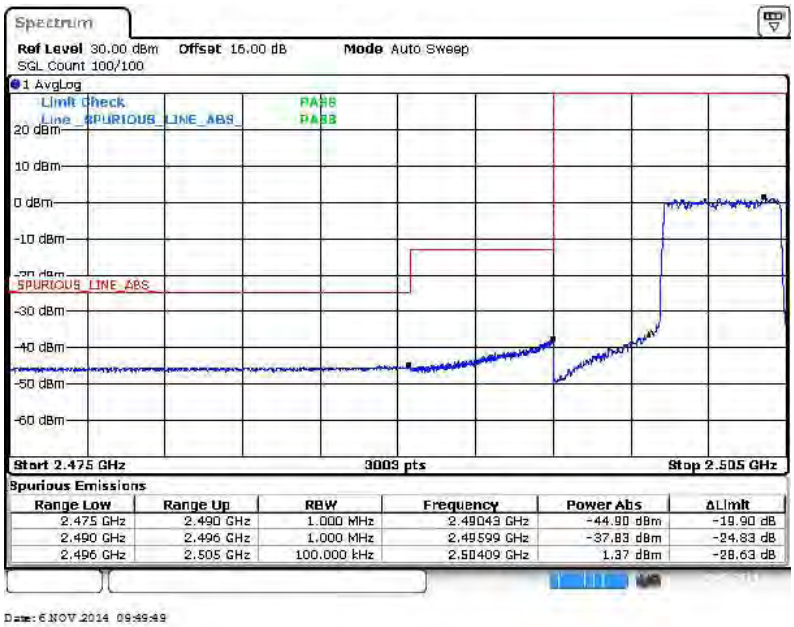

Spurious Emissions

Range Low	Range Up	RBW	Frequency	Power Abs	ΔLimit
2.475 GHz	2.490 GHz	1.000 MHz	2.49043 GHz	-44.90 dBm	-19.90 dB
2.490 GHz	2.496 GHz	1.000 MHz	2.49599 GHz	-37.83 dBm	-24.83 dB
2.496 GHz	2.505 GHz	100.000 kHz	2.50409 GHz	1.37 dBm	-28.63 dB

Higher Band Edge Plot for 16QAM-RB Size 1, RB Offset 24

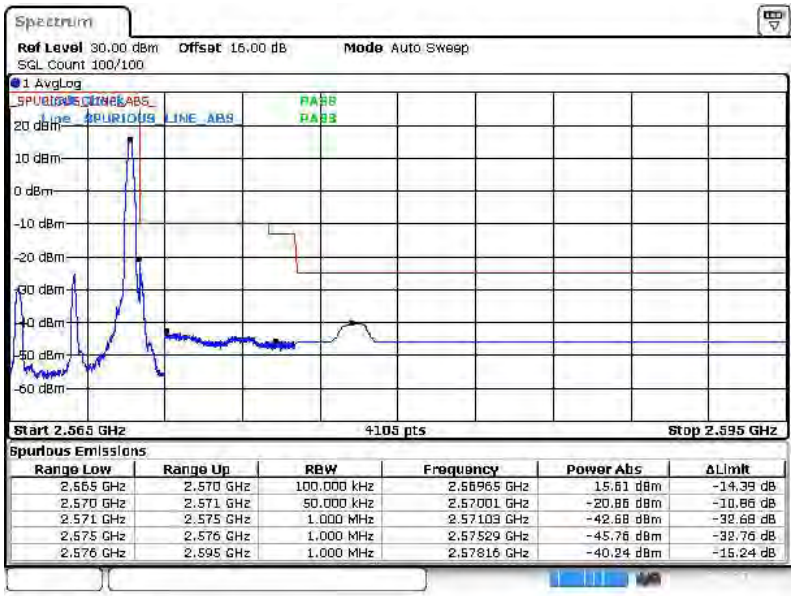

Spurious Emissions

Range Low	Range Up	RBW	Frequency	Power Abs	ΔLimit
2.565 GHz	2.570 GHz	100.000 kHz	2.56965 GHz	15.61 dBm	-14.39 dB
2.570 GHz	2.571 GHz	50.000 kHz	2.57001 GHz	-20.86 dBm	-10.86 dB
2.571 GHz	2.575 GHz	1.000 MHz	2.57103 GHz	-42.68 dBm	-32.68 dB
2.575 GHz	2.576 GHz	1.000 MHz	2.57529 GHz	-45.76 dBm	-32.76 dB
2.576 GHz	2.595 GHz	1.000 MHz	2.57816 GHz	-40.24 dBm	-15.24 dB

Date: 6.NOV.2014 09:59:44

Higher Band Edge Plot for 16QAM-RB Size 25, RB Offset 0

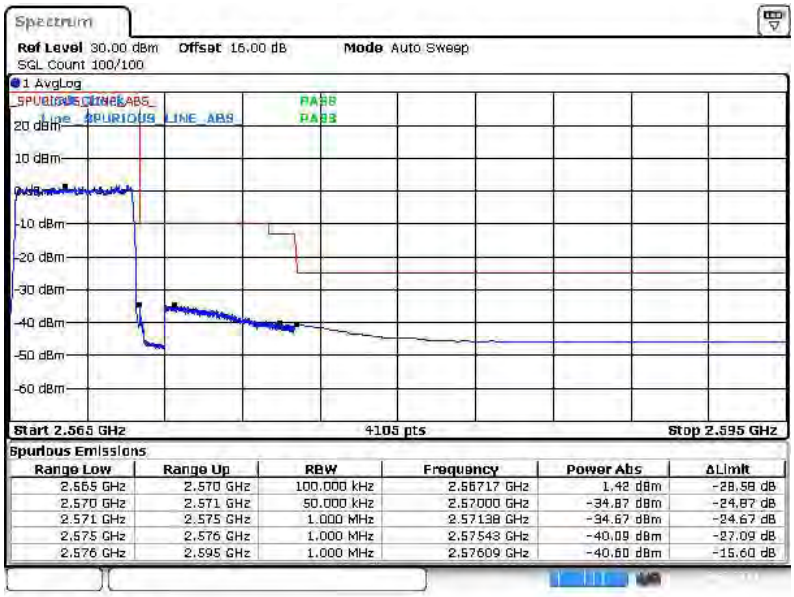

Spurious Emissions

Range Low	Range Up	RBW	Frequency	Power Abs	ΔLimit
2.565 GHz	2.570 GHz	100.000 kHz	2.56717 GHz	1.42 dBm	-28.58 dB
2.570 GHz	2.571 GHz	50.000 kHz	2.57000 GHz	-34.87 dBm	-24.87 dB
2.571 GHz	2.575 GHz	1.000 MHz	2.57138 GHz	-34.67 dBm	-24.67 dB
2.575 GHz	2.576 GHz	1.000 MHz	2.57543 GHz	-40.09 dBm	-27.09 dB
2.576 GHz	2.595 GHz	1.000 MHz	2.57609 GHz	-40.60 dBm	-15.60 dB

Date: 6.NOV.2014 10:02:06

Band :	LTE Band 7	Band Width :	10MHz / QPSK

Lower Band Edge Plot for QPSK-RB Size 1, RB Offset 0

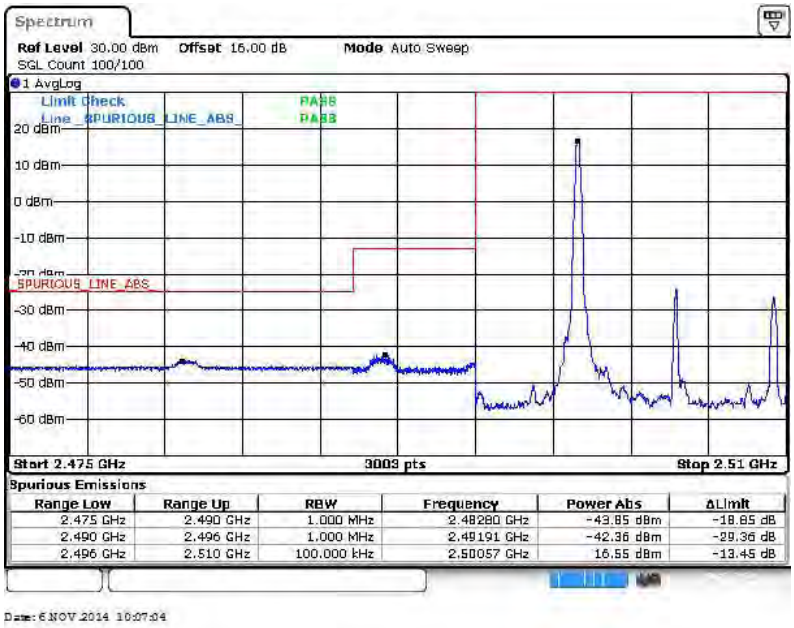

Spurious Emissions

Range Low	Range Up	RBW	Frequency	Power Abs	ΔLimit
2.475 GHz	2.490 GHz	1.000 MHz	2.48280 GHz	-43.85 dBm	-18.85 dB
2.490 GHz	2.496 GHz	1.000 MHz	2.49191 GHz	-42.36 dBm	-29.36 dB
2.496 GHz	2.510 GHz	100.000 kHz	2.50057 GHz	16.55 dBm	-13.45 dB

Lower Band Edge Plot for QPSK-RB Size 50, RB Offset 0

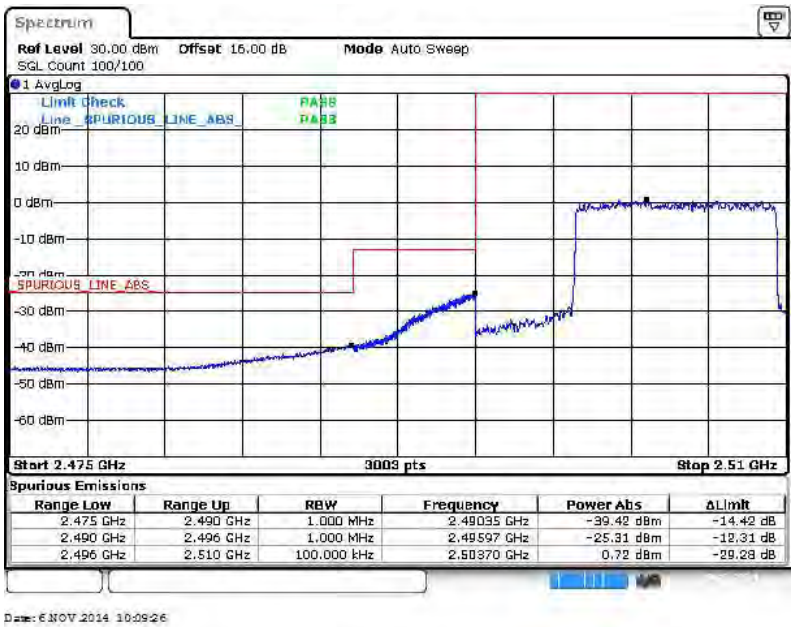

Spurious Emissions

Range Low	Range Up	RBW	Frequency	Power Abs	ΔLimit
2.475 GHz	2.490 GHz	1.000 MHz	2.49035 GHz	-39.42 dBm	-14.42 dB
2.490 GHz	2.496 GHz	1.000 MHz	2.49597 GHz	-25.31 dBm	-12.31 dB
2.496 GHz	2.510 GHz	100.000 kHz	2.50370 GHz	0.72 dBm	-29.28 dB

Higher Band Edge Plot for QPSK-RB Size 1, RB Offset 49

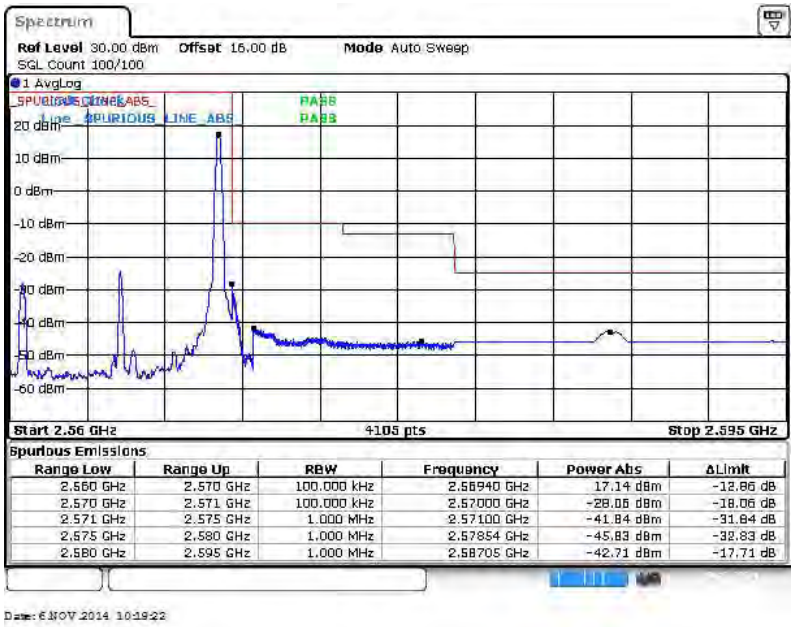

Higher Band Edge Plot for QPSK-RB Size 50, RB Offset 0

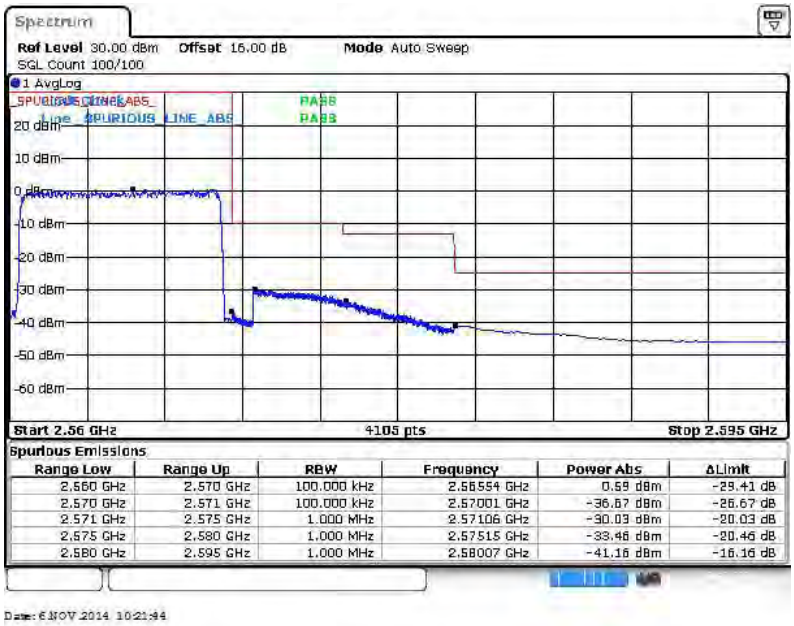

Band :	LTE Band 7	Band Width :	10MHz / 16QAM

Lower Band Edge Plot for 16QAM-RB Size 1, RB Offset 0

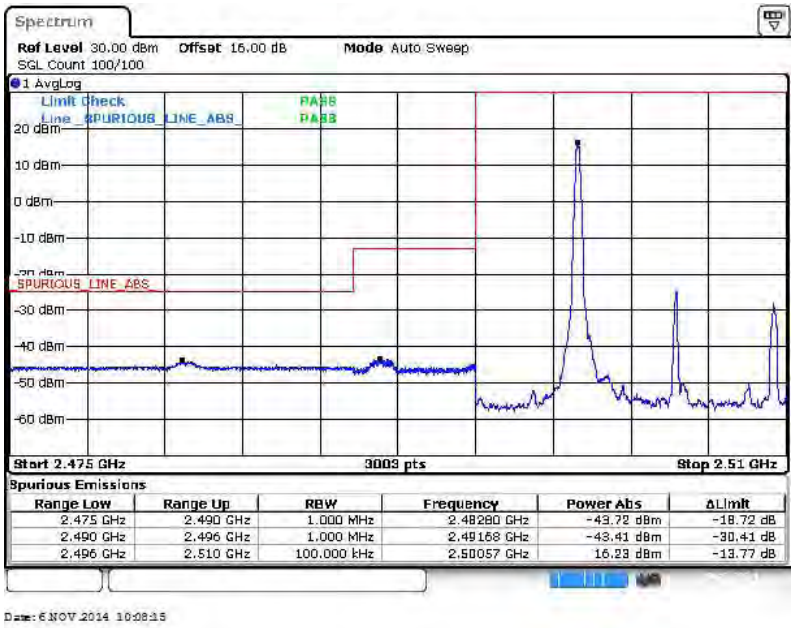

Lower Band Edge Plot for 16QAM-RB Size 50, RB Offset 0

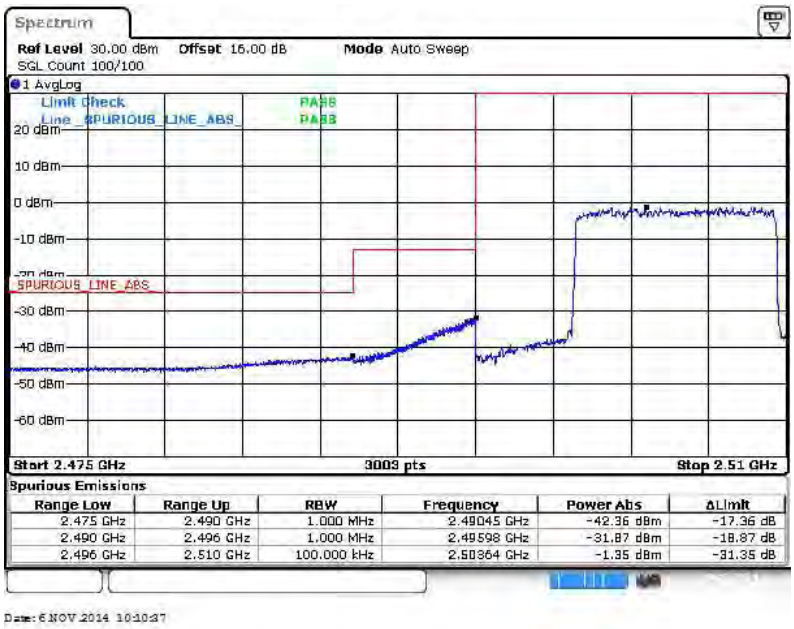

Higher Band Edge Plot for 16QAM-RB Size 1, RB Offset 49

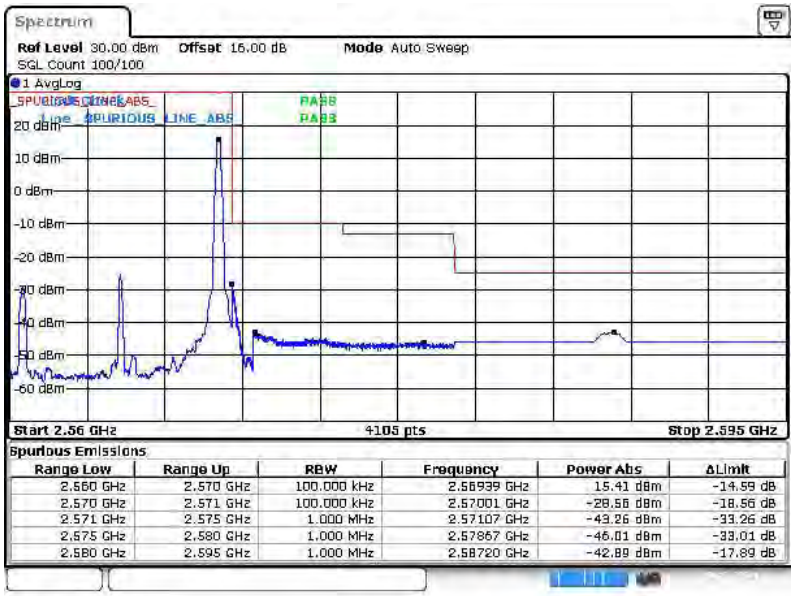

Spurious Emissions

Range Low	Range Up	RBW	Frequency	Power Abs	ΔLimit
2.560 GHz	2.570 GHz	100.000 kHz	2.56939 GHz	15.41 dBm	-14.59 dB
2.570 GHz	2.571 GHz	100.000 kHz	2.57001 GHz	-28.56 dBm	-18.56 dB
2.571 GHz	2.575 GHz	1.000 MHz	2.57107 GHz	-43.26 dBm	-33.26 dB
2.575 GHz	2.580 GHz	1.000 MHz	2.57867 GHz	-46.01 dBm	-33.01 dB
2.580 GHz	2.595 GHz	1.000 MHz	2.58720 GHz	-42.89 dBm	-17.89 dB

Date: 6 NOV 2014 10:20:33

Higher Band Edge Plot for 16QAM-RB Size 50, RB Offset 0

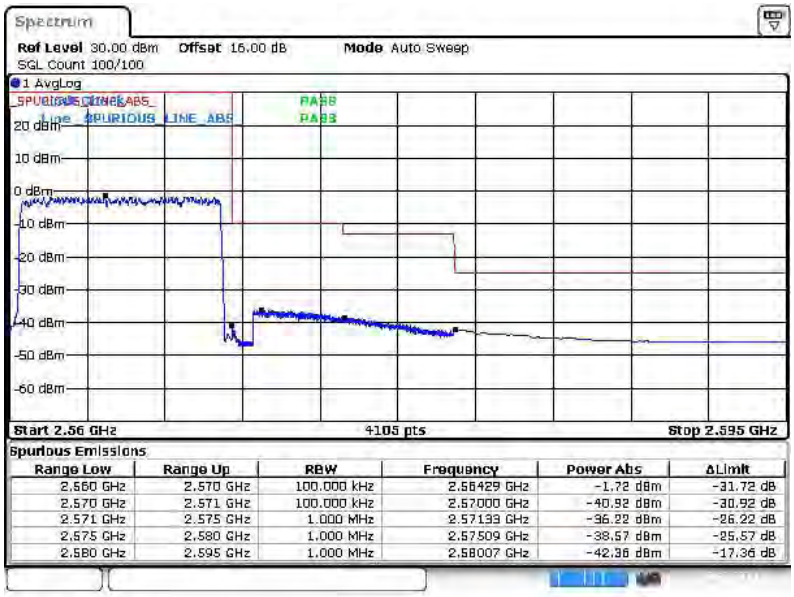

Spurious Emissions

Range Low	Range Up	RBW	Frequency	Power Abs	ΔLimit
2.560 GHz	2.570 GHz	100.000 kHz	2.56429 GHz	-1.72 dBm	-31.72 dB
2.570 GHz	2.571 GHz	100.000 kHz	2.57000 GHz	-40.92 dBm	-30.92 dB
2.571 GHz	2.575 GHz	1.000 MHz	2.57133 GHz	-36.22 dBm	-26.22 dB
2.575 GHz	2.580 GHz	1.000 MHz	2.57509 GHz	-38.57 dBm	-25.57 dB
2.580 GHz	2.595 GHz	1.000 MHz	2.58007 GHz	-42.36 dBm	-17.36 dB

Date: 6 NOV 2014 10:22:55

Band :	LTE Band 7	Band Width :	15MHz / QPSK

Lower Band Edge Plot for QPSK-RB Size 1, RB Offset 0

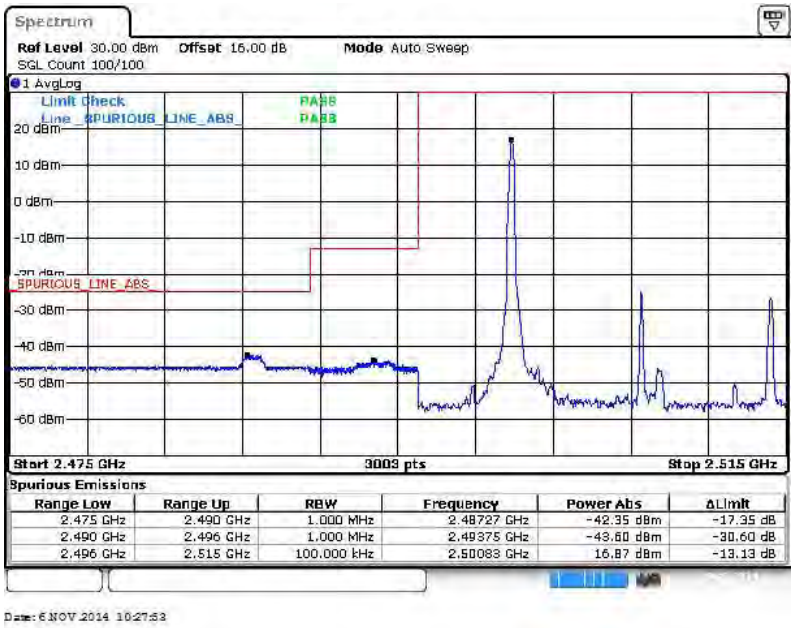

Lower Band Edge Plot for QPSK-RB Size 75, RB Offset 0

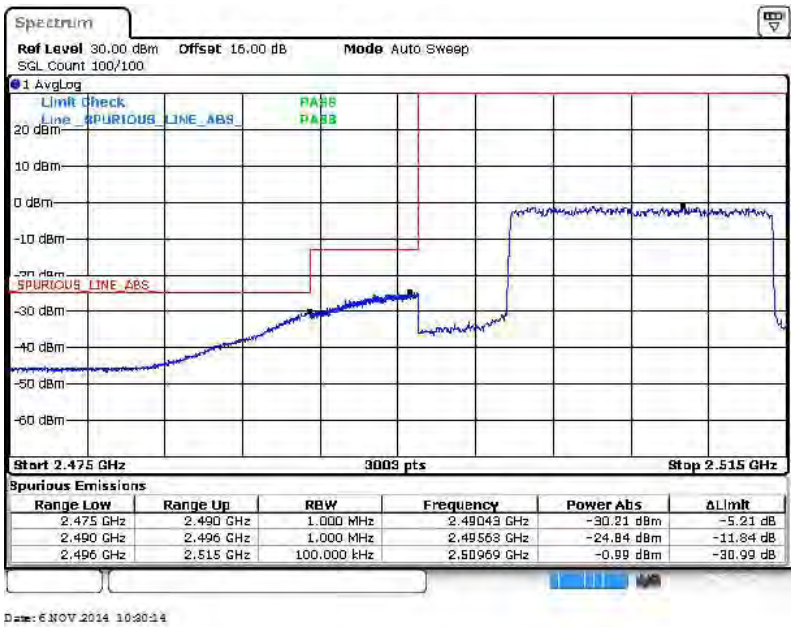

Higher Band Edge Plot for QPSK-RB Size 1, RB Offset 74

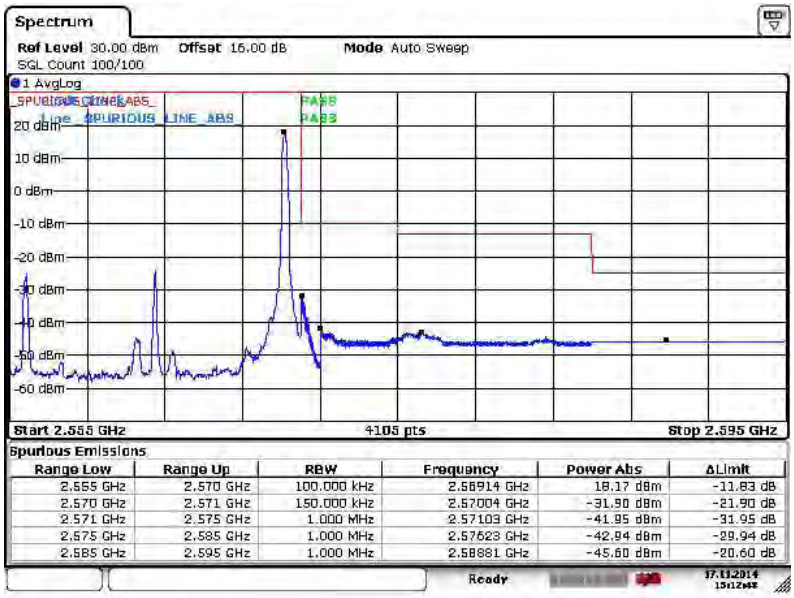

Spurious Emissions

Range Low	Range Up	RBW	Frequency	Power Abs	ΔLimit
2.555 GHz	2.570 GHz	100.000 kHz	2.56914 GHz	18.17 dBm	-11.83 dB
2.570 GHz	2.571 GHz	150.000 kHz	2.57004 GHz	-31.90 dBm	-21.90 dB
2.571 GHz	2.575 GHz	1.000 MHz	2.57103 GHz	-41.95 dBm	-31.95 dB
2.575 GHz	2.585 GHz	1.000 MHz	2.57623 GHz	-42.94 dBm	-29.94 dB
2.585 GHz	2.595 GHz	1.000 MHz	2.58881 GHz	-45.60 dBm	-20.60 dB

Date: 17.NOV.2014 15:12:48

Higher Band Edge Plot for QPSK-RB Size 75, RB Offset 0

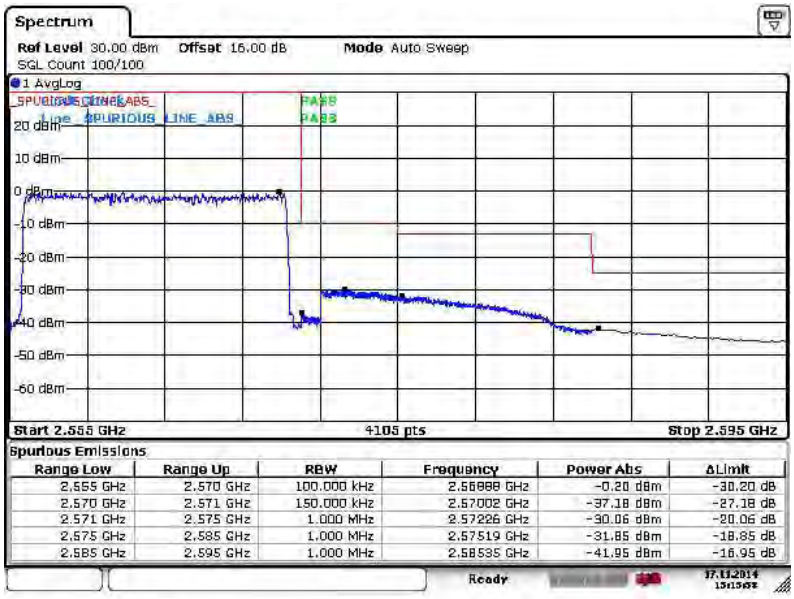

Spurious Emissions

Range Low	Range Up	RBW	Frequency	Power Abs	ΔLimit
2.555 GHz	2.570 GHz	100.000 kHz	2.56888 GHz	-0.20 dBm	-30.20 dB
2.570 GHz	2.571 GHz	150.000 kHz	2.57002 GHz	-37.18 dBm	-27.18 dB
2.571 GHz	2.575 GHz	1.000 MHz	2.57226 GHz	-30.06 dBm	-20.06 dB
2.575 GHz	2.585 GHz	1.000 MHz	2.57519 GHz	-31.85 dBm	-18.85 dB
2.585 GHz	2.595 GHz	1.000 MHz	2.58535 GHz	-41.95 dBm	-16.95 dB

Date: 17.NOV.2014 15:15:59

Band :	LTE Band 7	Band Width :	15MHz / 16QAM

Lower Band Edge Plot for 16QAM-RB Size 1, RB Offset 0

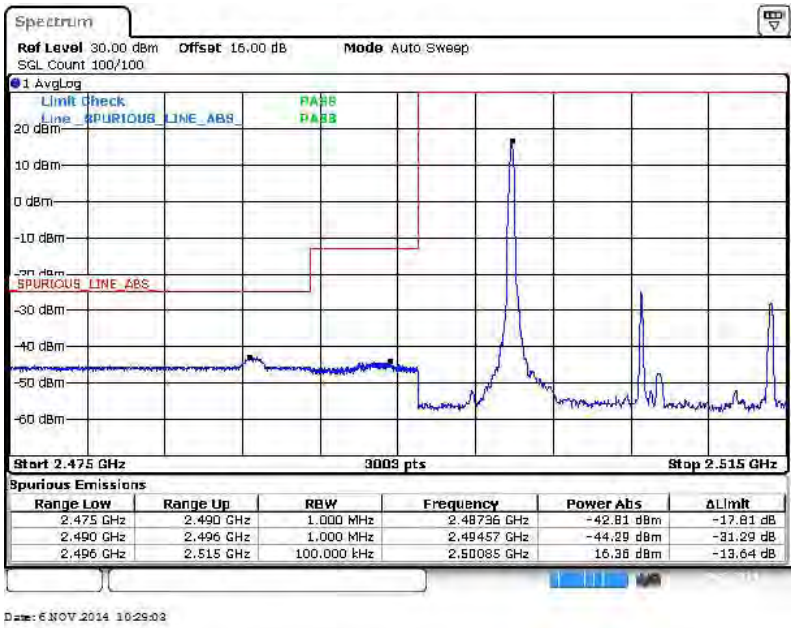

Lower Band Edge Plot for 16QAM-RB Size 75, RB Offset 0

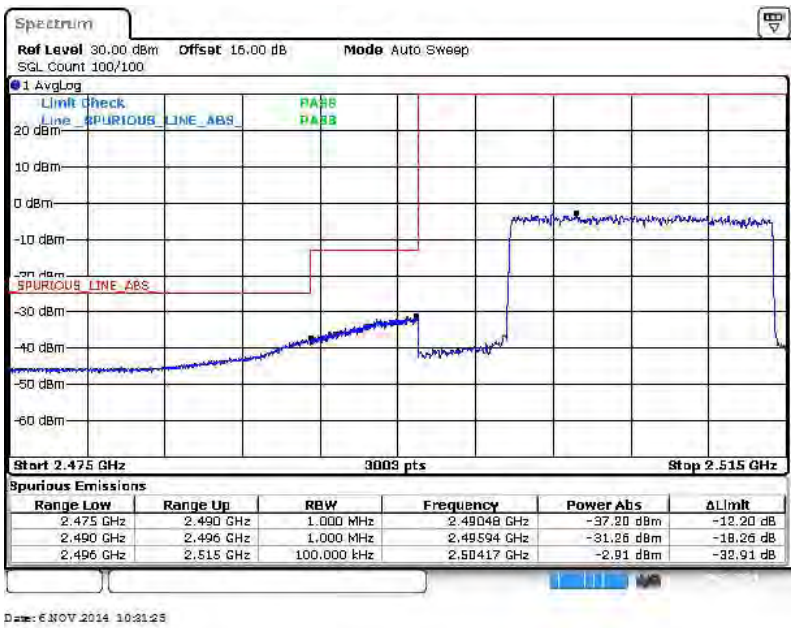

Higher Band Edge Plot for 16QAM-RB Size 1, RB Offset 74

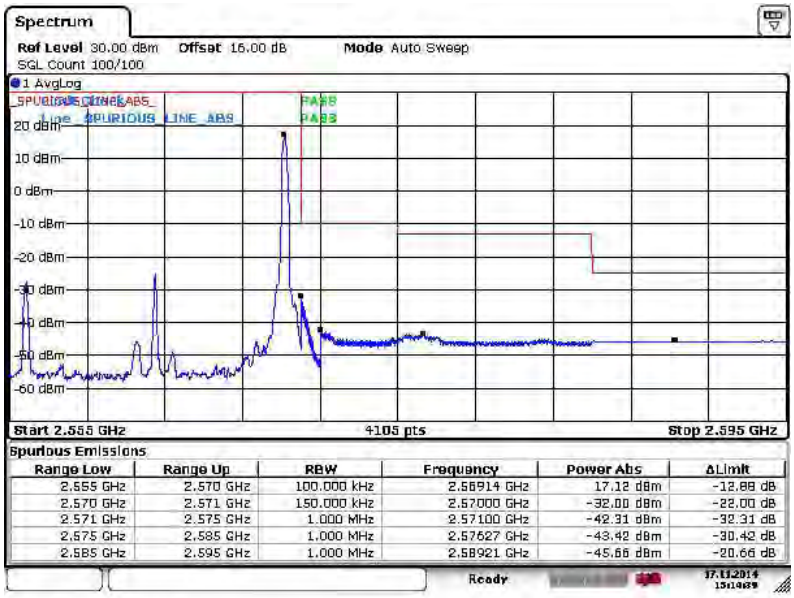

Higher Band Edge Plot for 16QAM-RB Size 75, RB Offset 0

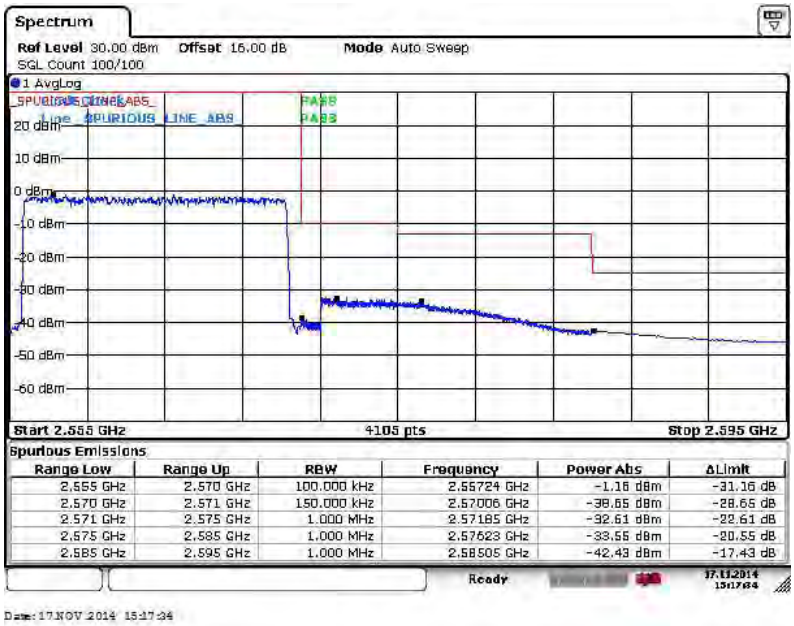

Band :	LTE Band 7	Band Width :	20MHz / QPSK

Lower Band Edge Plot for QPSK-RB Size 1, RB Offset 0

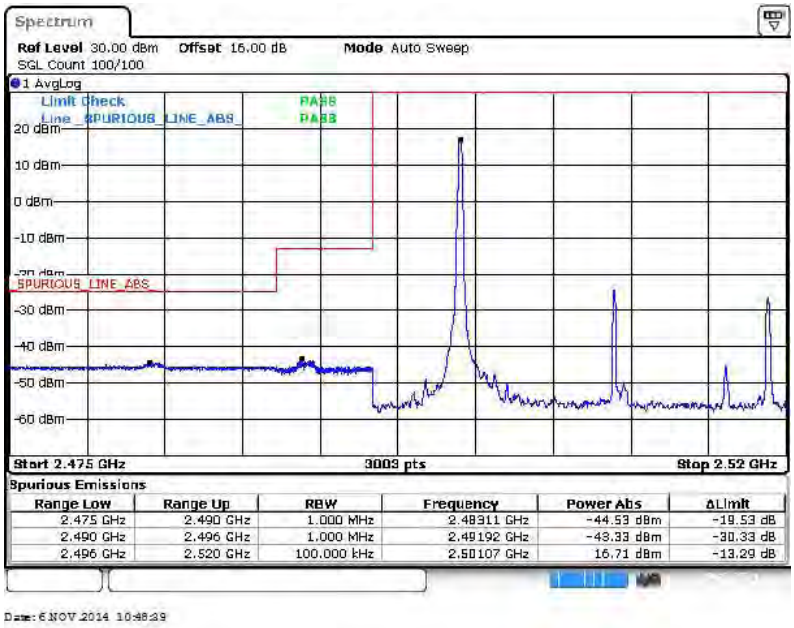

Spurious Emissions

Range Low	Range Up	RBW	Frequency	Power Abs	ΔLimit
2.475 GHz	2.490 GHz	1.000 MHz	2.48911 GHz	-44.53 dBm	-19.53 dB
2.490 GHz	2.496 GHz	1.000 MHz	2.49192 GHz	-43.33 dBm	-30.33 dB
2.496 GHz	2.520 GHz	100.000 kHz	2.50107 GHz	16.71 dBm	-13.29 dB

Lower Band Edge Plot for QPSK-RB Size 100, RB Offset 0

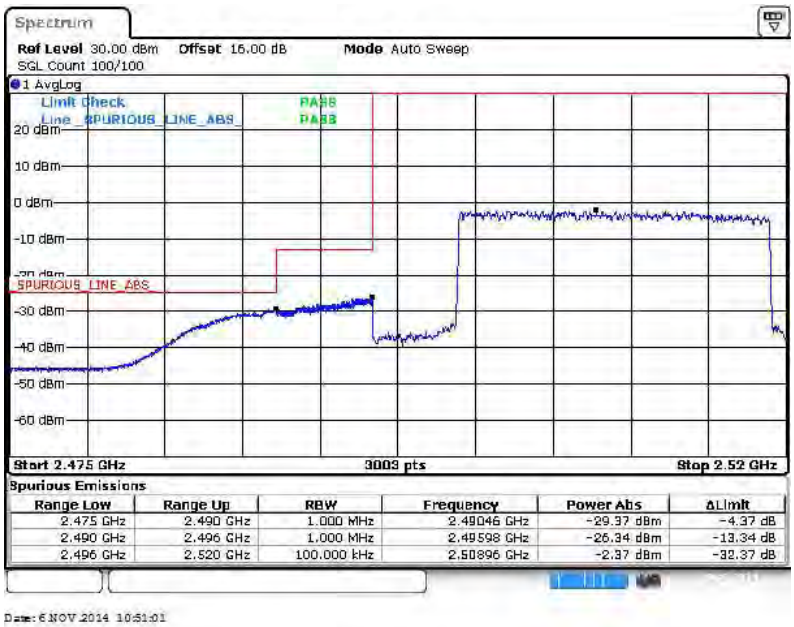

Spurious Emissions

Range Low	Range Up	RBW	Frequency	Power Abs	ΔLimit
2.475 GHz	2.490 GHz	1.000 MHz	2.49046 GHz	-29.37 dBm	-4.37 dB
2.490 GHz	2.496 GHz	1.000 MHz	2.49598 GHz	-26.34 dBm	-13.34 dB
2.496 GHz	2.520 GHz	100.000 kHz	2.50896 GHz	-2.37 dBm	-32.37 dB

Higher Band Edge Plot for QPSK-RB Size 1, RB Offset 99

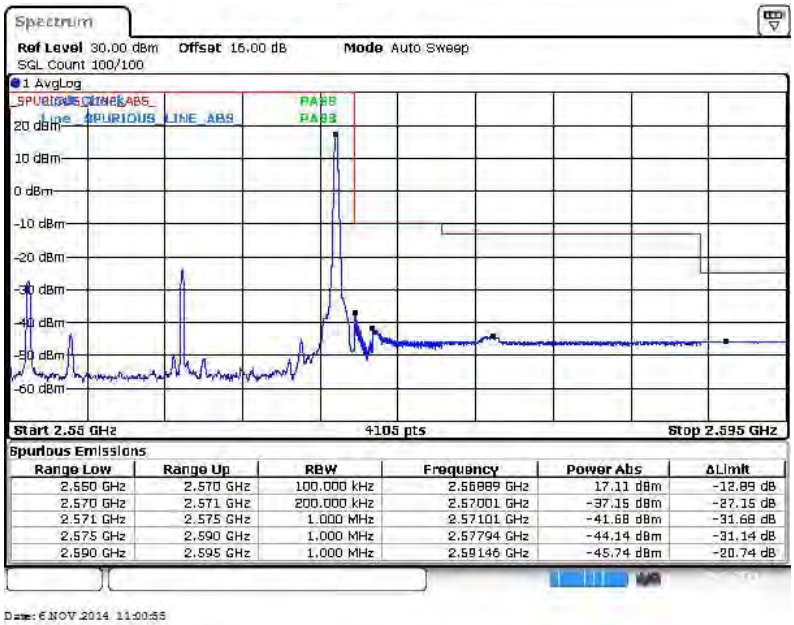

Spurious Emissions

Range Low	Range Up	RBW	Frequency	Power Abs	ΔLimit
2.550 GHz	2.570 GHz	100.000 kHz	2.56889 GHz	17.11 dBm	-12.89 dB
2.570 GHz	2.571 GHz	200.000 kHz	2.57001 GHz	-37.15 dBm	-27.15 dB
2.571 GHz	2.575 GHz	1.000 MHz	2.57101 GHz	-41.68 dBm	-31.68 dB
2.575 GHz	2.590 GHz	1.000 MHz	2.57794 GHz	-44.14 dBm	-31.14 dB
2.590 GHz	2.595 GHz	1.000 MHz	2.59146 GHz	-45.74 dBm	-20.74 dB

Date: 6 NOV 2014 11:00:55

Higher Band Edge Plot for QPSK-RB Size 100, RB Offset 0

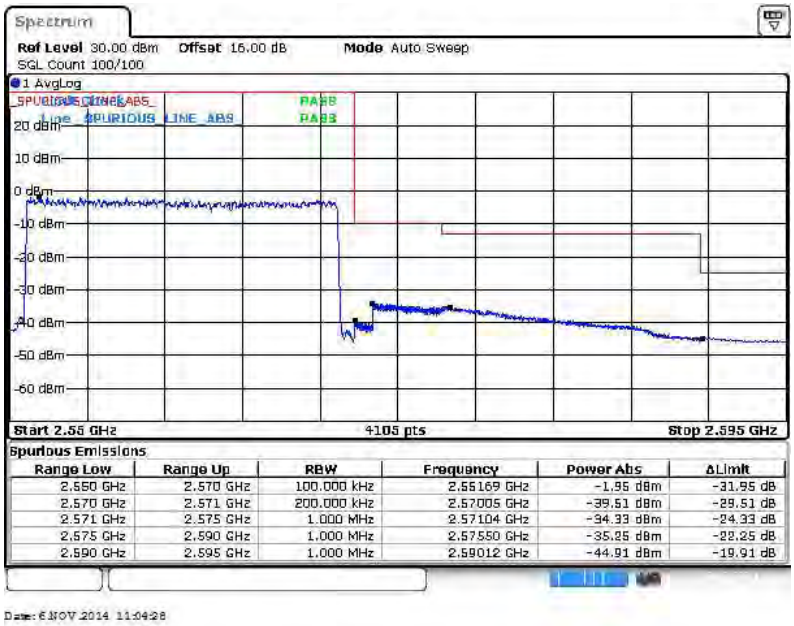

Spurious Emissions

Range Low	Range Up	RBW	Frequency	Power Abs	ΔLimit
2.550 GHz	2.570 GHz	100.000 kHz	2.55169 GHz	-1.95 dBm	-31.95 dB
2.570 GHz	2.571 GHz	200.000 kHz	2.57005 GHz	-39.51 dBm	-29.51 dB
2.571 GHz	2.575 GHz	1.000 MHz	2.57104 GHz	-34.33 dBm	-24.33 dB
2.575 GHz	2.590 GHz	1.000 MHz	2.57550 GHz	-35.25 dBm	-22.25 dB
2.590 GHz	2.595 GHz	1.000 MHz	2.59012 GHz	-44.91 dBm	-19.91 dB

Date: 6 NOV 2014 11:04:28

Band :	LTE Band 7	Band Width :	20MHz / 16QAM

Lower Band Edge Plot for 16QAM-RB Size 1, RB Offset 0

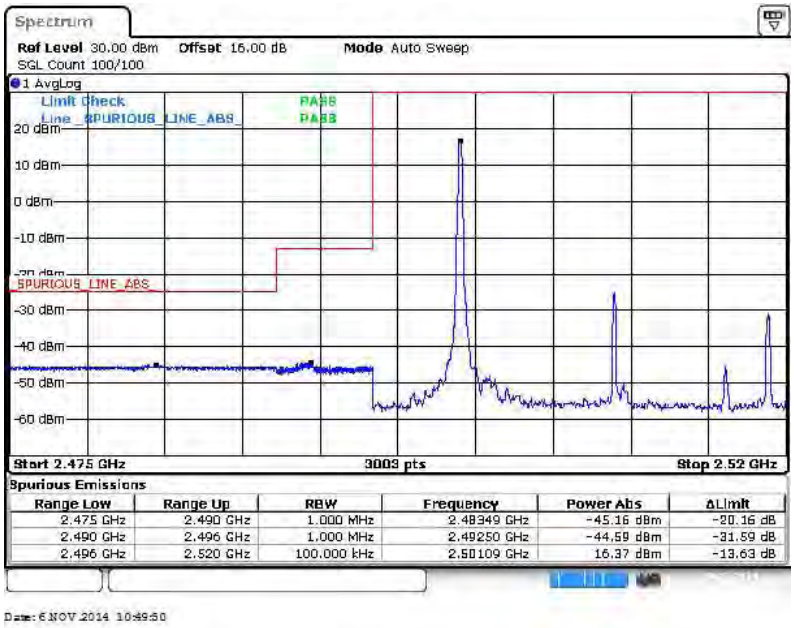

Lower Band Edge Plot for 16QAM-RB Size 100, RB Offset 0

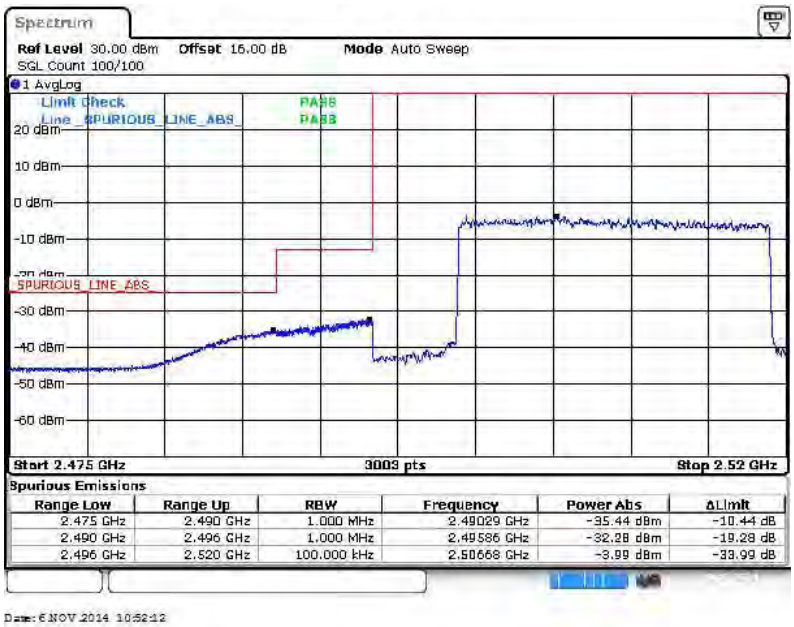

Higher Band Edge Plot for 16QAM-RB Size 1, RB Offset 99

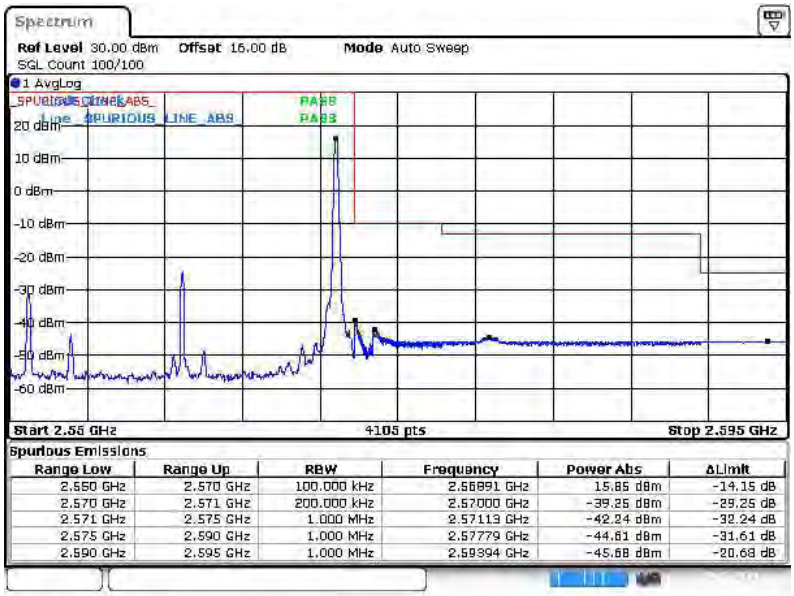

Spurious Emissions

Range Low	Range Up	RBW	Frequency	Power Abs	ΔLimit
2.550 GHz	2.570 GHz	100.000 kHz	2.56891 GHz	15.85 dBm	-14.15 dB
2.570 GHz	2.571 GHz	200.000 kHz	2.57000 GHz	-39.25 dBm	-29.25 dB
2.571 GHz	2.575 GHz	1.000 MHz	2.57113 GHz	-42.24 dBm	-32.24 dB
2.575 GHz	2.590 GHz	1.000 MHz	2.57779 GHz	-44.61 dBm	-31.61 dB
2.590 GHz	2.595 GHz	1.000 MHz	2.59394 GHz	-45.68 dBm	-20.68 dB

Date: 6 NOV 2014 11:02:06

Higher Band Edge Plot for 16QAM-RB Size 100, RB Offset 0

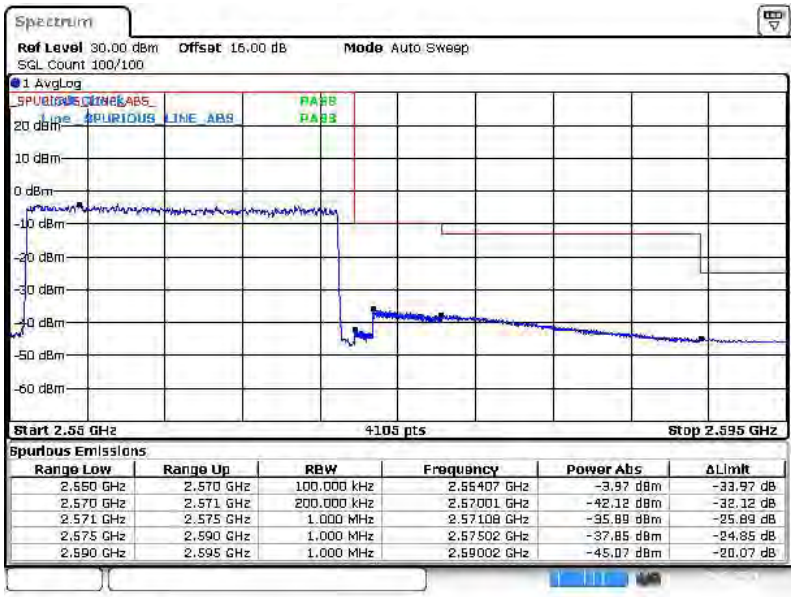

Spurious Emissions

Range Low	Range Up	RBW	Frequency	Power Abs	ΔLimit
2.550 GHz	2.570 GHz	100.000 kHz	2.55407 GHz	-3.97 dBm	-33.97 dB
2.570 GHz	2.571 GHz	200.000 kHz	2.57001 GHz	-42.12 dBm	-32.12 dB
2.571 GHz	2.575 GHz	1.000 MHz	2.57108 GHz	-35.89 dBm	-25.89 dB
2.575 GHz	2.590 GHz	1.000 MHz	2.57502 GHz	-37.85 dBm	-24.85 dB
2.590 GHz	2.595 GHz	1.000 MHz	2.59002 GHz	-45.07 dBm	-20.07 dB

Date: 6 NOV 2014 11:03:17

Band :	LTE Band 17	Band Width :	5MHz / QPSK

Lower Band Edge Plot for QPSK-RB Size 1, RB Offset 0

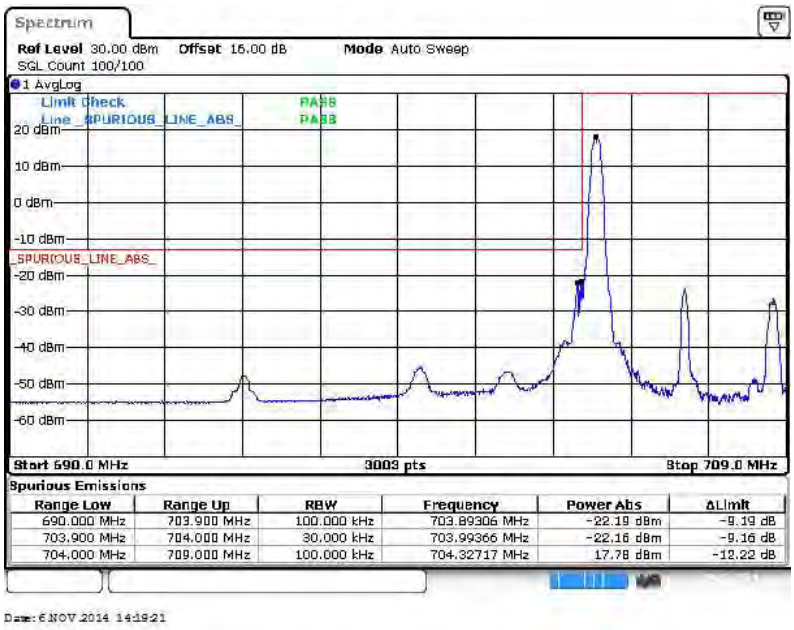

Spurious Emissions

Range Low	Range Up	RBW	Frequency	Power Abs	ΔLimit
690.000 MHz	703.900 MHz	100.000 kHz	703.89306 MHz	-22.19 dBm	-9.19 dB
703.900 MHz	704.000 MHz	30.000 kHz	703.99366 MHz	-22.16 dBm	-9.16 dB
704.000 MHz	709.000 MHz	100.000 kHz	704.32717 MHz	17.78 dBm	-12.22 dB

Date: 6 NOV 2014 14:19:21

Lower Band Edge Plot for QPSK-RB Size 25, RB Offset 0

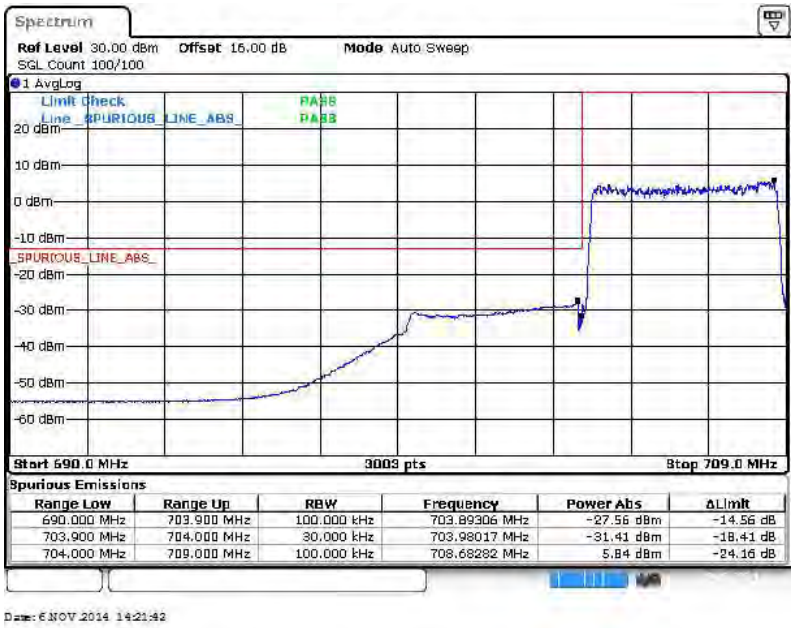

Spurious Emissions

Range Low	Range Up	RBW	Frequency	Power Abs	ΔLimit
690.000 MHz	703.900 MHz	100.000 kHz	703.89306 MHz	-27.56 dBm	-14.56 dB
703.900 MHz	704.000 MHz	30.000 kHz	703.98017 MHz	-31.41 dBm	-18.41 dB
704.000 MHz	709.000 MHz	100.000 kHz	708.68282 MHz	5.84 dBm	-24.16 dB

Date: 6 NOV 2014 14:21:42

Higher Band Edge Plot for QPSK-RB Size 1, RB Offset 24

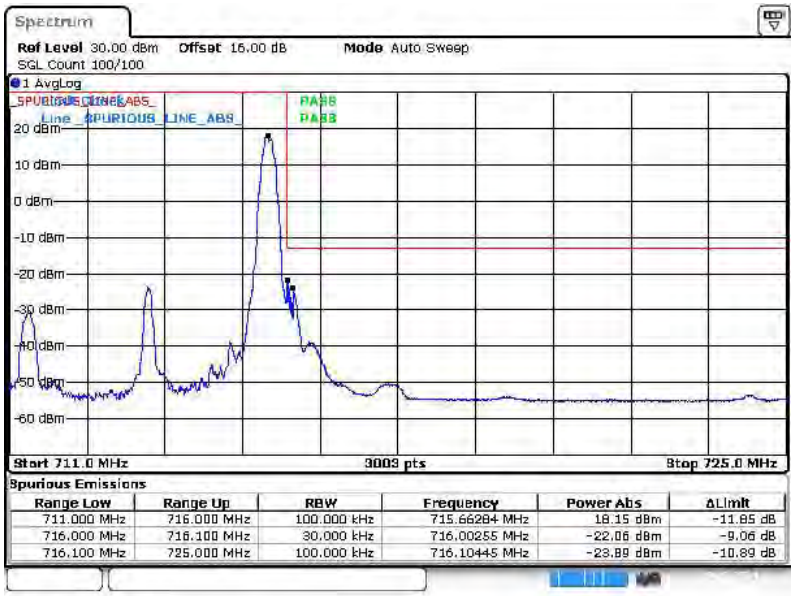

Spurious Emissions

Range Low	Range Up	RBW	Frequency	Power Abs	ΔLimit
711.000 MHz	716.000 MHz	100.000 kHz	715.66284 MHz	18.15 dBm	-11.85 dB
716.000 MHz	716.100 MHz	30.000 kHz	716.00255 MHz	-22.06 dBm	-9.06 dB
716.100 MHz	725.000 MHz	100.000 kHz	716.10445 MHz	-23.89 dBm	-10.89 dB

Date: 6 NOV 2014 14:31:36

Higher Band Edge Plot for QPSK-RB Size 25, RB Offset 0

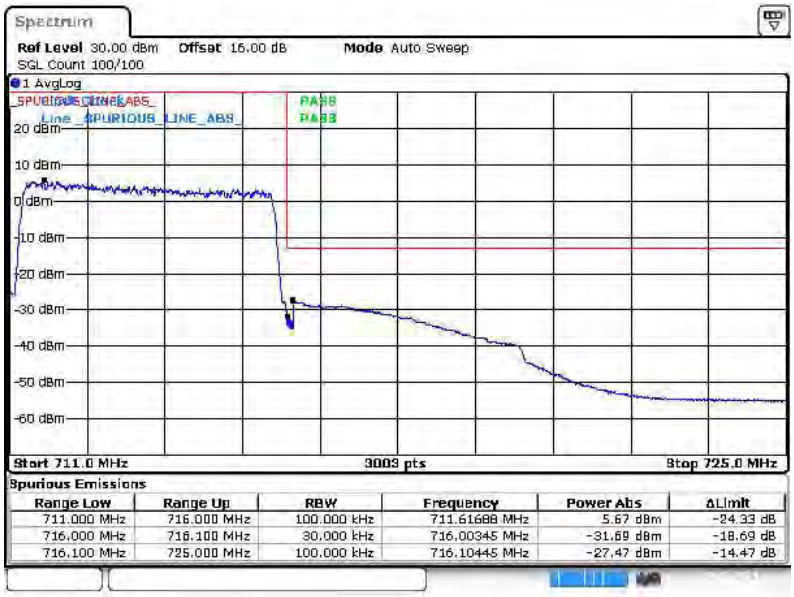

Spurious Emissions

Range Low	Range Up	RBW	Frequency	Power Abs	ΔLimit
711.000 MHz	716.000 MHz	100.000 kHz	711.61688 MHz	5.67 dBm	-24.33 dB
716.000 MHz	716.100 MHz	30.000 kHz	716.00345 MHz	-31.69 dBm	-18.69 dB
716.100 MHz	725.000 MHz	100.000 kHz	716.10445 MHz	-27.47 dBm	-14.47 dB

Date: 6 NOV 2014 14:33:58

Band :	LTE Band 17	Band Width :	5MHz / 16QAM

Lower Band Edge Plot for 16QAM-RB Size 1, RB Offset 0

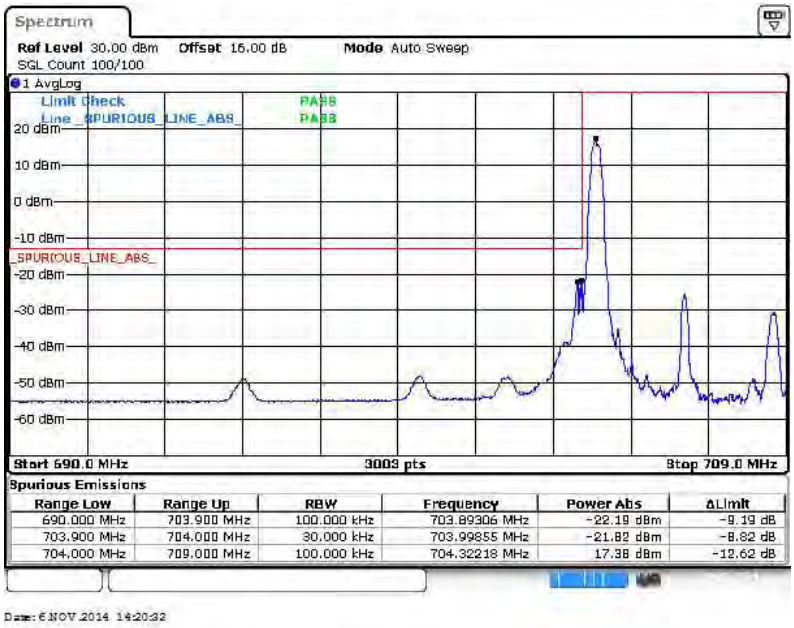

Lower Band Edge Plot for 16QAM-RB Size 25, RB Offset 0

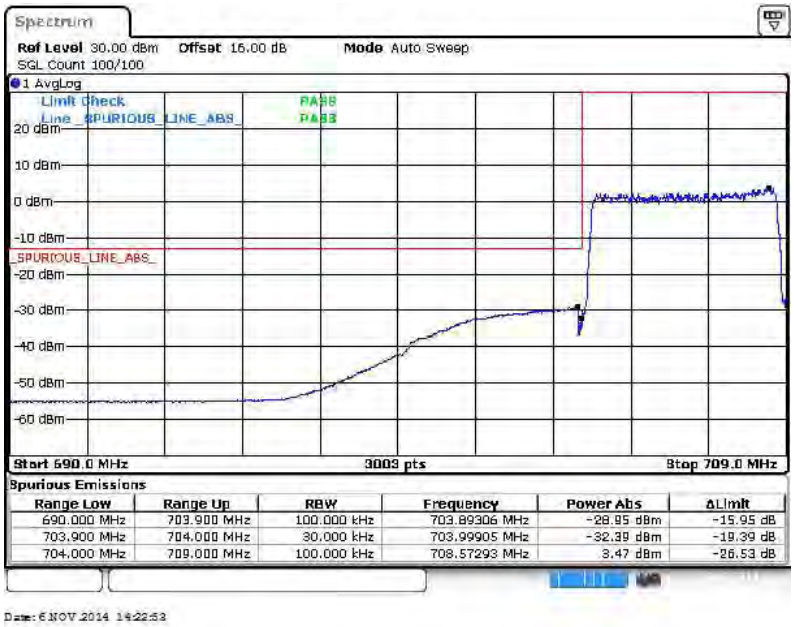

Higher Band Edge Plot for 16QAM-RB Size 1, RB Offset 24

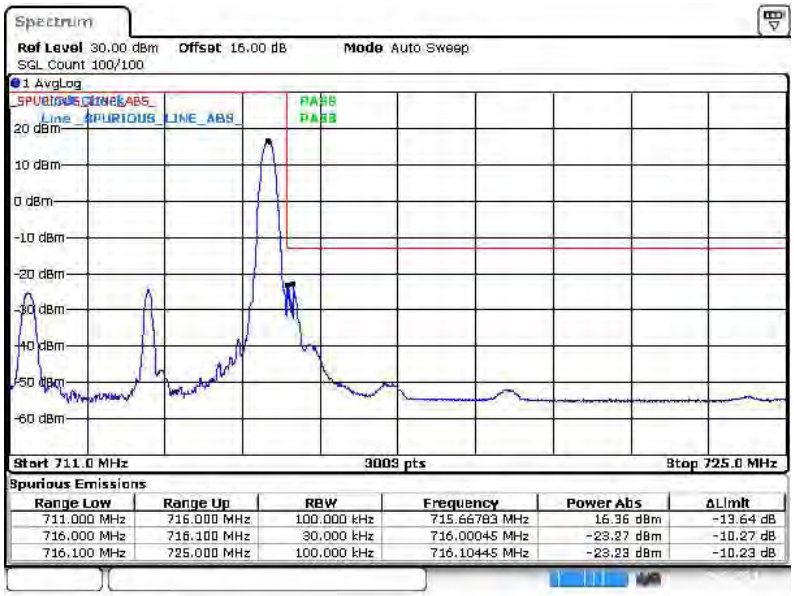

Spurious Emissions

Range Low	Range Up	RBW	Frequency	Power Abs	ΔLimit
711.000 MHz	716.000 MHz	100.000 kHz	715.66783 MHz	16.36 dBm	-13.64 dB
716.000 MHz	716.100 MHz	30.000 kHz	716.00045 MHz	-23.27 dBm	-10.27 dB
716.100 MHz	725.000 MHz	100.000 kHz	716.10445 MHz	-23.23 dBm	-10.23 dB

Date: 6 NOV 2014 14:32:47

Higher Band Edge Plot for 16QAM-RB Size 25, RB Offset 0

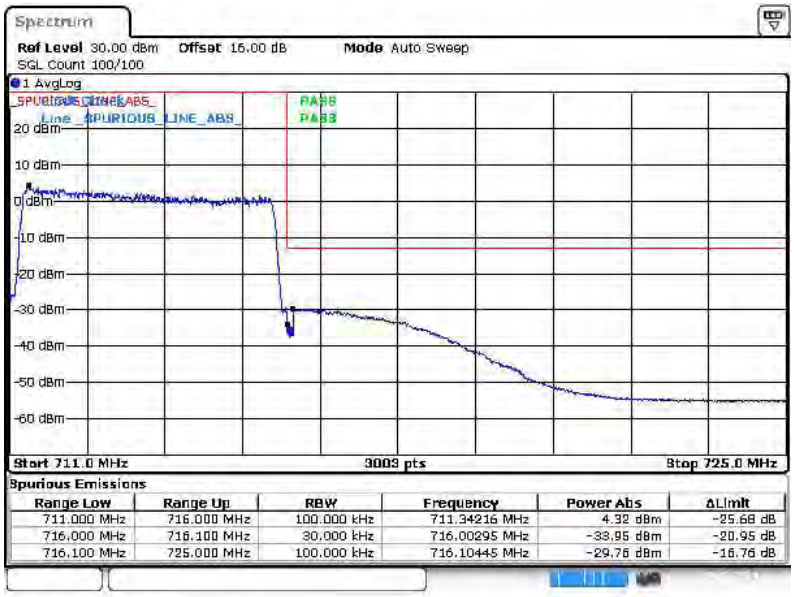

Spurious Emissions

Range Low	Range Up	RBW	Frequency	Power Abs	ΔLimit
711.000 MHz	716.000 MHz	100.000 kHz	711.34216 MHz	4.32 dBm	-25.68 dB
716.000 MHz	716.100 MHz	30.000 kHz	716.00295 MHz	-33.95 dBm	-20.95 dB
716.100 MHz	725.000 MHz	100.000 kHz	716.10445 MHz	-29.76 dBm	-16.76 dB

Date: 6 NOV 2014 14:35:09

Band :	LTE Band 17	Band Width :	10MHz / QPSK

Lower Band Edge Plot for QPSK-RB Size 1, RB Offset 0

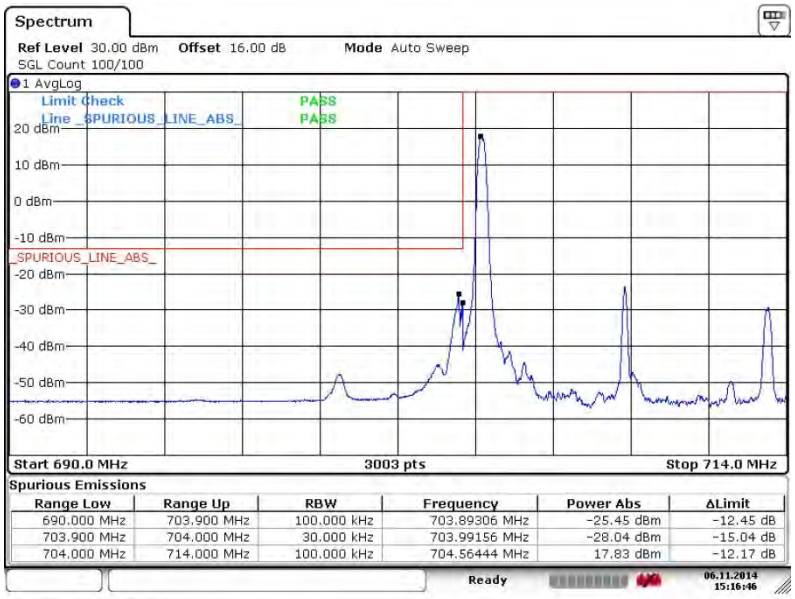

Date: 6.NOV.2014 15:16:46

Lower Band Edge Plot for QPSK-RB Size 50, RB Offset 0

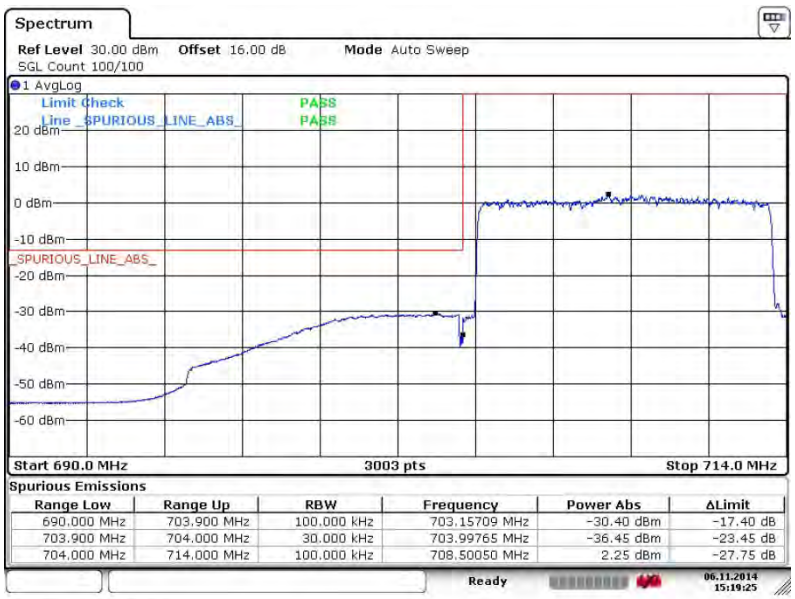

Date: 6.NOV.2014 15:19:25

Higher Band Edge Plot for QPSK-RB Size 1, RB Offset 49

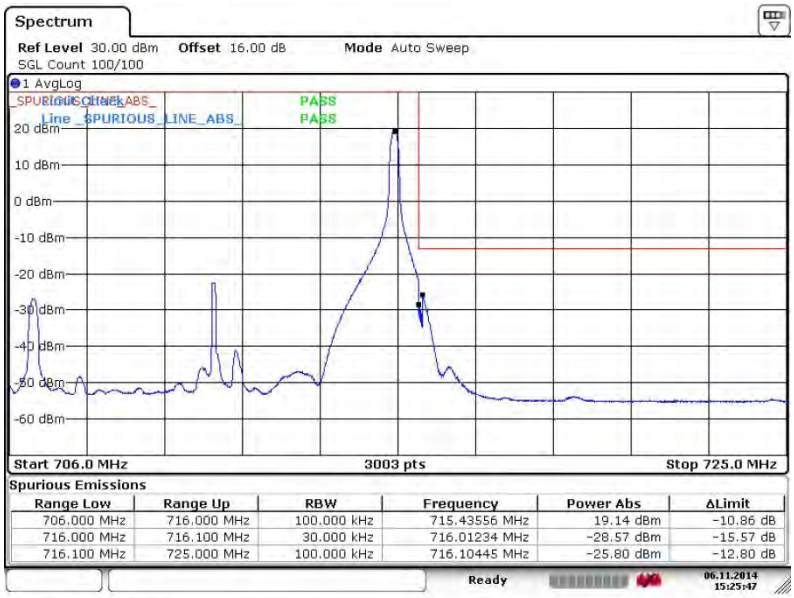

Date: 6.NOV.2014 15:25:47

Higher Band Edge Plot for QPSK-RB Size 50, RB Offset 0

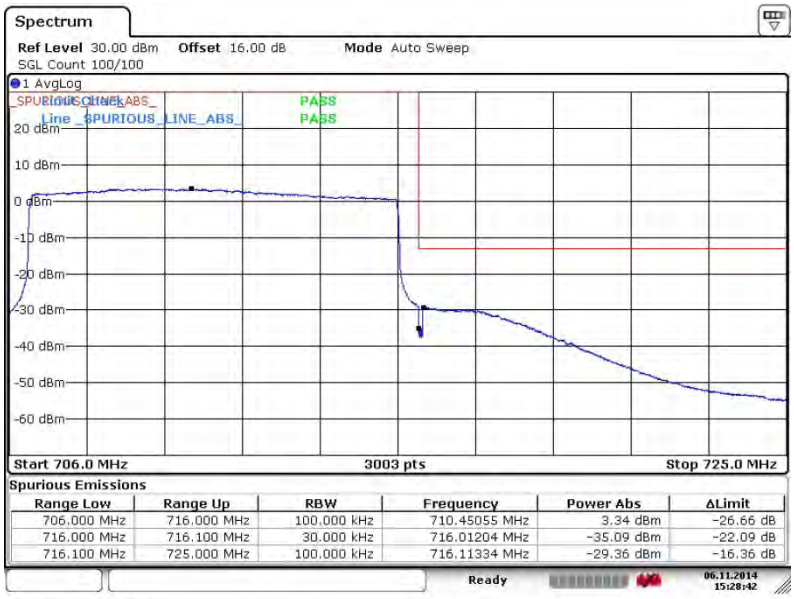

Date: 6.NOV.2014 15:28:41

Band :	LTE Band 17	Band Width :	10MHz / 16QAM

Lower Band Edge Plot for 16QAM-RB Size 1, RB Offset 0

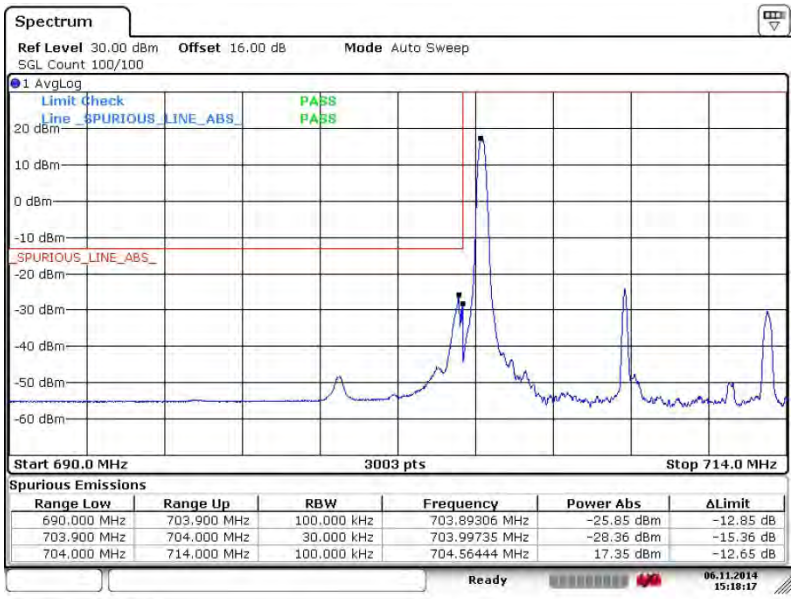

Date: 6.NOV.2014 15:18:17

Lower Band Edge Plot for 16QAM-RB Size 50, RB Offset 0

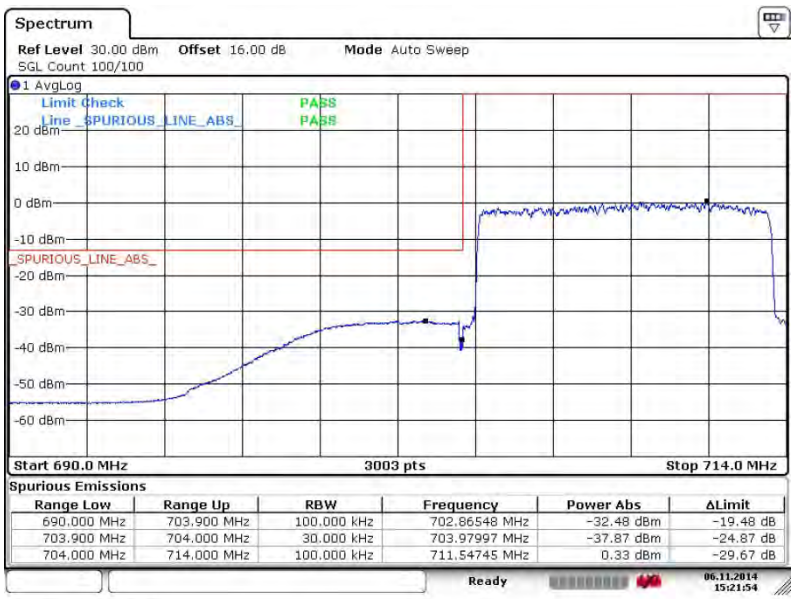

Date: 6.NOV.2014 15:21:54

Higher Band Edge Plot for 16QAM-RB Size 1, RB Offset 49

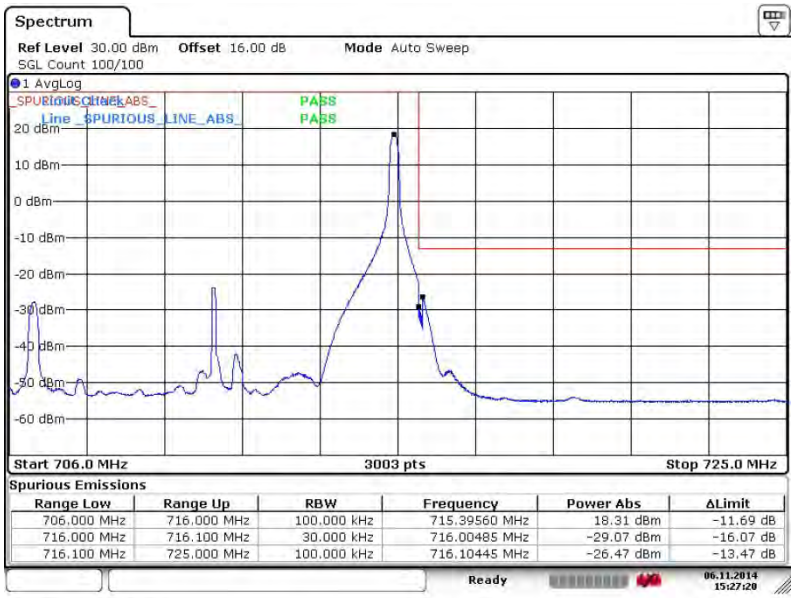

Date: 6.NOV.2014 15:27:21

Higher Band Edge Plot for 16QAM-RB Size 50, RB Offset 0

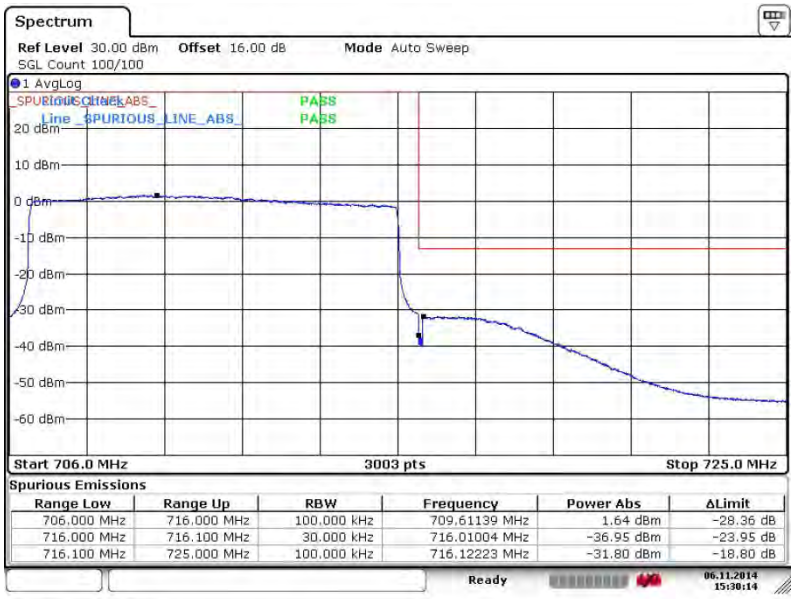

Date: 6.NOV.2014 15:30:14

3.6 Conducted Spurious Emission Measurement

3.6.1 Description of Conducted Spurious Emission Measurement

The power of any emission outside of the authorized operating frequency ranges must be lower than the transmitter power (P) by a factor of at least 43 + 10 log (P) dB.

For Band 7

The power of any emission outside of the authorized operating frequency ranges must be lower than the transmitter power (P) by a factor of at least 55 + 10 log (P) dB.

It is measured by means of a calibrated spectrum analyzer and scanned from 9 kHz up to a frequency including its 10th harmonic.

3.6.2 Measuring Instruments

The measuring equipment is listed in the section 4 of this test report.

3.6.3 Test Procedures

1. The EUT was connected to spectrum analyzer and LTE base station via a power divider.
2. The RF output of EUT was connected to the spectrum analyzer by RF cable and attenuator. The path loss was compensated to the results for each measurement.
3. The middle channel for the highest RF power within the transmitting frequency was measured.
4. The conducted spurious emission for the whole frequency range was taken.
5. Make the measurement with the spectrum analyzer's RBW = 1MHz, VBW = 3MHz, taking the record of maximum spurious emission.
6. The RF fundamental frequency should be excluded against the limit line in the operating frequency band.
7. The limit line is derived from 43 + 10log(P)dB below the transmitter power P(Watts)

   = P(W)- [43 + 10log(P)] (dB)

   = [30 + 10log(P)] (dBm) - [43 + 10log(P)] (dB)

   = -13dBm.

   For Band 7

   The limit line is derived from 55 + 10log(P)dB below the transmitter power P(Watts)

   = P(W)- [55 + 10log(P)] (dB)

   = [30 + 10log(P)] (dBm) - [55 + 10log(P)] (dB)

   = -25dBm.