3.6.4 Test Setup

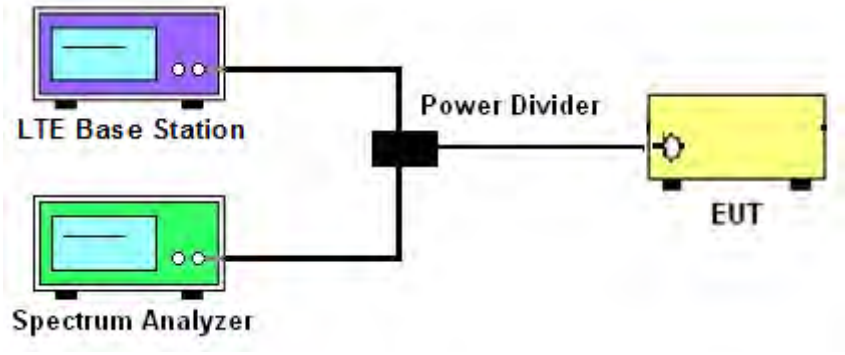

3.6.5 Test Result (Plots) of Conducted Spurious Emission

Band :	LTE Band 2	Channel :	CH18607 (Low)
Band Width :	1.4MHz		

QPSK (RB Size 1, RB Offset 0)

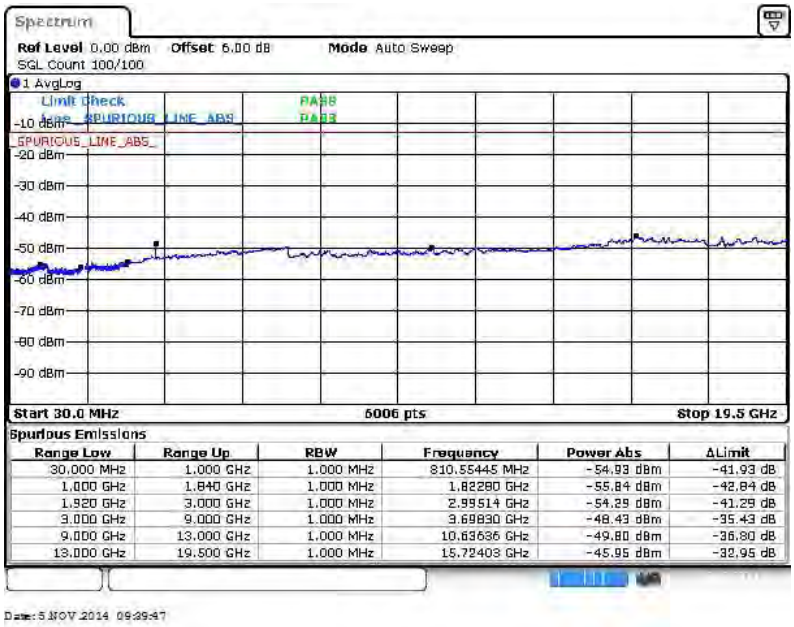

16QAM (RB Size 1, RB Offset 0)

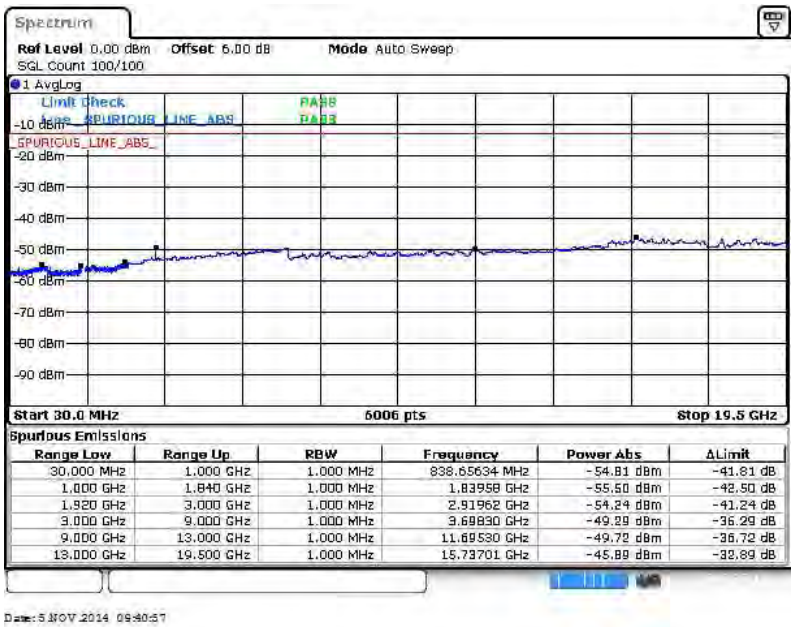

Band :	LTE Band 2	Channel :	CH18900 (Middle)
Band Width :	1.4MHz		

QPSK (RB Size 1, RB Offset 0)

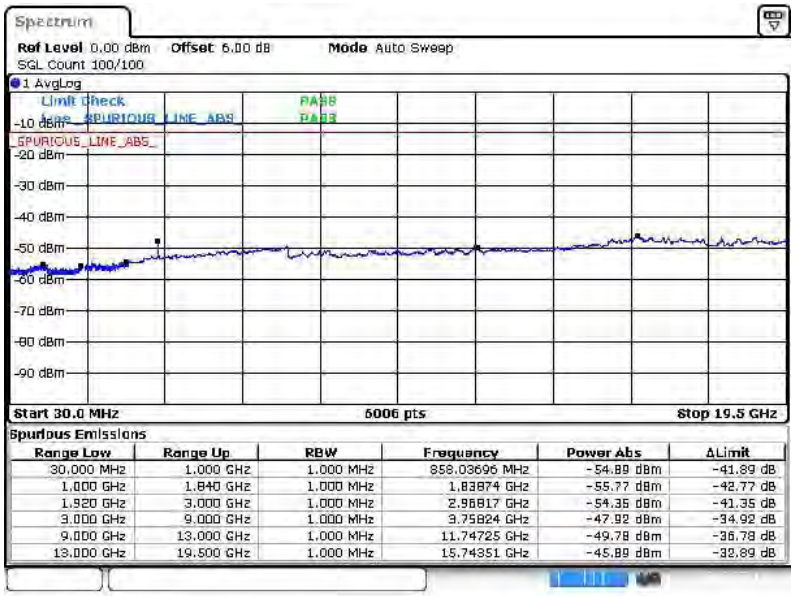

Spurious Emissions

Range Low	Range Up	RBW	Frequency	Power Abs	ΔLimit
30.000 MHz	1.000 GHz	1.000 MHz	858.03696 MHz	-54.89 dBm	-41.89 dB
1.000 GHz	1.840 GHz	1.000 MHz	1.83874 GHz	-55.77 dBm	-42.77 dB
1.920 GHz	3.000 GHz	1.000 MHz	2.98817 GHz	-54.35 dBm	-41.35 dB
3.000 GHz	9.000 GHz	1.000 MHz	3.75824 GHz	-47.92 dBm	-34.92 dB
9.000 GHz	13.000 GHz	1.000 MHz	11.74725 GHz	-49.78 dBm	-36.78 dB
13.000 GHz	19.500 GHz	1.000 MHz	15.74351 GHz	-45.89 dBm	-32.89 dB

16QAM (RB Size 1, RB Offset 0)

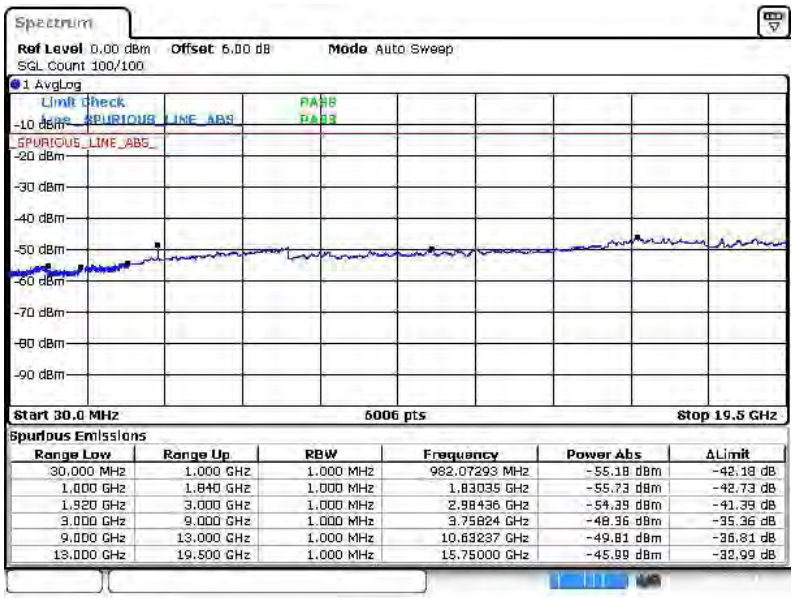

Spurious Emissions

Range Low	Range Up	RBW	Frequency	Power Abs	ΔLimit
30.000 MHz	1.000 GHz	1.000 MHz	982.07293 MHz	-55.18 dBm	-42.18 dB
1.000 GHz	1.840 GHz	1.000 MHz	1.83035 GHz	-55.73 dBm	-42.73 dB
1.920 GHz	3.000 GHz	1.000 MHz	2.98436 GHz	-54.39 dBm	-41.39 dB
3.000 GHz	9.000 GHz	1.000 MHz	3.75824 GHz	-48.36 dBm	-35.36 dB
9.000 GHz	13.000 GHz	1.000 MHz	10.63237 GHz	-49.81 dBm	-36.81 dB
13.000 GHz	19.500 GHz	1.000 MHz	15.75000 GHz	-45.99 dBm	-32.99 dB

Band :	LTE Band 2	Channel :	CH19193 (High)
Band Width :	1.4MHz		

QPSK (RB Size 1, RB Offset 0)

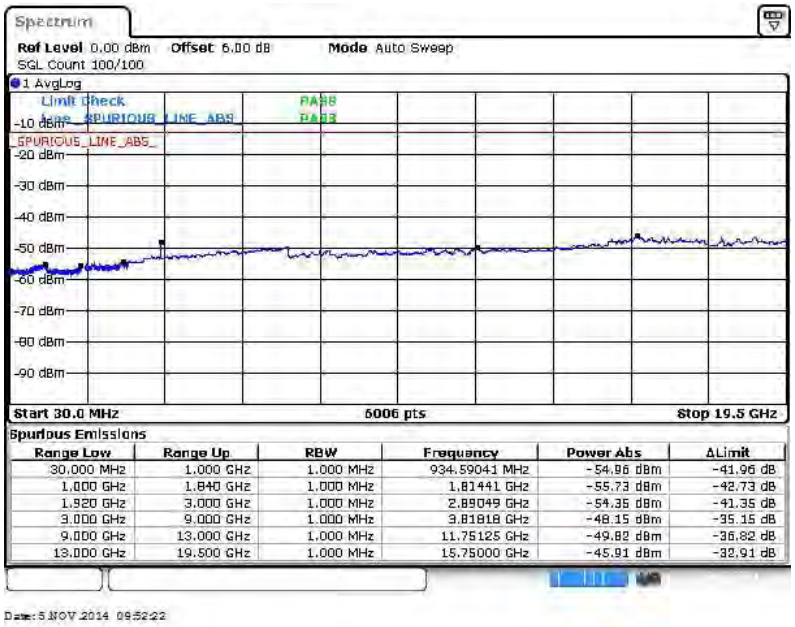

Spurious Emissions

Range Low	Range Up	RBW	Frequency	Power Abs	ΔLimit
30.000 MHz	1.000 GHz	1.000 MHz	934.59041 MHz	-54.96 dBm	-41.96 dB
1.000 GHz	1.840 GHz	1.000 MHz	1.81441 GHz	-55.73 dBm	-42.73 dB
1.920 GHz	3.000 GHz	1.000 MHz	2.89049 GHz	-54.35 dBm	-41.35 dB
3.000 GHz	9.000 GHz	1.000 MHz	3.81818 GHz	-48.15 dBm	-35.15 dB
9.000 GHz	13.000 GHz	1.000 MHz	11.75125 GHz	-49.82 dBm	-36.82 dB
13.000 GHz	19.500 GHz	1.000 MHz	15.75000 GHz	-45.91 dBm	-32.91 dB

16QAM (RB Size 1, RB Offset 0)

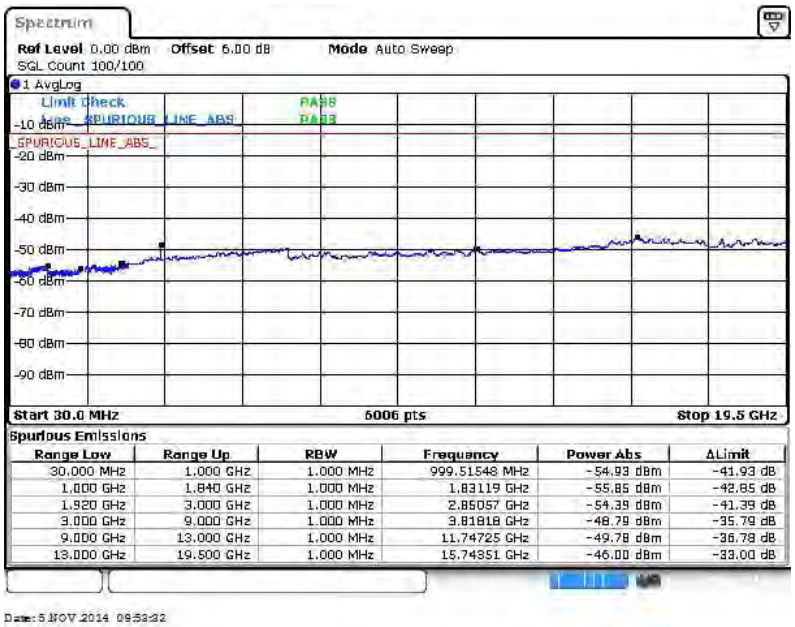

Spurious Emissions

Range Low	Range Up	RBW	Frequency	Power Abs	ΔLimit
30.000 MHz	1.000 GHz	1.000 MHz	999.51548 MHz	-54.93 dBm	-41.93 dB
1.000 GHz	1.840 GHz	1.000 MHz	1.83119 GHz	-55.85 dBm	-42.85 dB
1.920 GHz	3.000 GHz	1.000 MHz	2.85057 GHz	-54.39 dBm	-41.39 dB
3.000 GHz	9.000 GHz	1.000 MHz	3.81818 GHz	-48.79 dBm	-35.79 dB
9.000 GHz	13.000 GHz	1.000 MHz	11.74725 GHz	-49.78 dBm	-36.78 dB
13.000 GHz	19.500 GHz	1.000 MHz	15.74351 GHz	-46.00 dBm	-33.00 dB

Band :	LTE Band 2	Channel :	CH18615 (Low)
Band Width :	3MHz		

QPSK (RB Size 1, RB Offset 0)

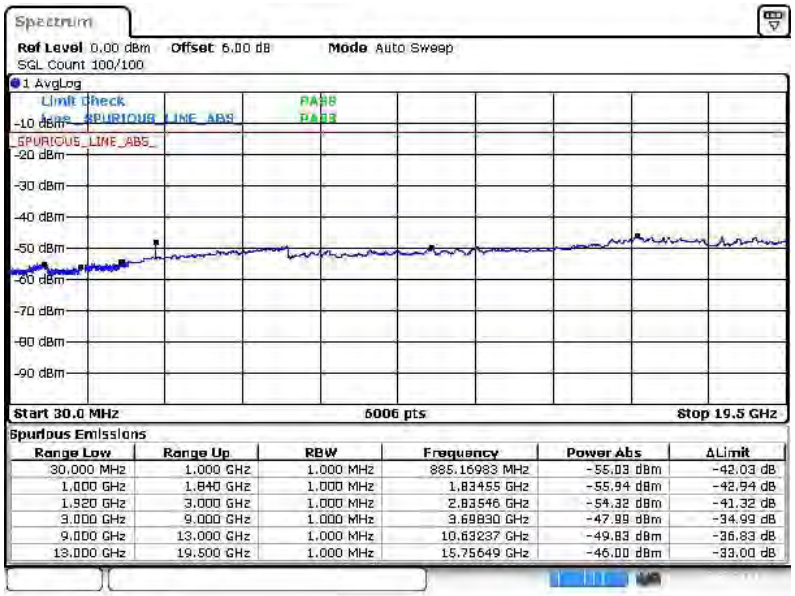

Spurious Emissions

Range Low	Range Up	RBW	Frequency	Power Abs	ΔLimit
30.000 MHz	1.000 GHz	1.000 MHz	885.16983 MHz	-55.03 dBm	-42.03 dB
1.000 GHz	1.840 GHz	1.000 MHz	1.83455 GHz	-55.94 dBm	-42.94 dB
1.920 GHz	3.000 GHz	1.000 MHz	2.83546 GHz	-54.32 dBm	-41.32 dB
3.000 GHz	9.000 GHz	1.000 MHz	3.69830 GHz	-47.99 dBm	-34.99 dB
9.000 GHz	13.000 GHz	1.000 MHz	10.63237 GHz	-49.83 dBm	-36.83 dB
13.000 GHz	19.500 GHz	1.000 MHz	15.75649 GHz	-46.00 dBm	-33.00 dB

16QAM (RB Size 1, RB Offset 0)

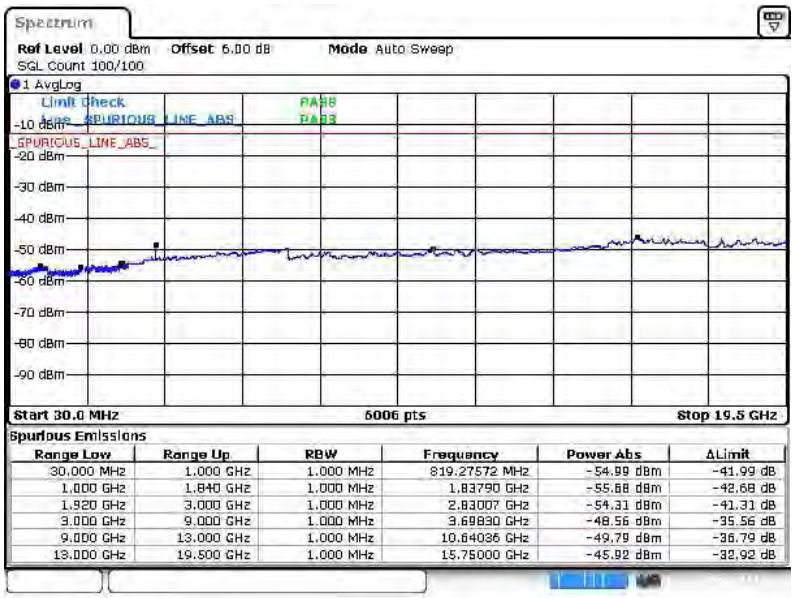

Spurious Emissions

Range Low	Range Up	RBW	Frequency	Power Abs	ΔLimit
30.000 MHz	1.000 GHz	1.000 MHz	819.27572 MHz	-54.99 dBm	-41.99 dB
1.000 GHz	1.840 GHz	1.000 MHz	1.83790 GHz	-55.68 dBm	-42.68 dB
1.920 GHz	3.000 GHz	1.000 MHz	2.83007 GHz	-54.31 dBm	-41.31 dB
3.000 GHz	9.000 GHz	1.000 MHz	3.69830 GHz	-48.56 dBm	-35.56 dB
9.000 GHz	13.000 GHz	1.000 MHz	10.64036 GHz	-49.79 dBm	-36.79 dB
13.000 GHz	19.500 GHz	1.000 MHz	15.75000 GHz	-45.92 dBm	-32.92 dB

Band :	LTE Band 2	Channel :	CH18900 (Middle)
Band Width :	3MHz		

QPSK (RB Size 1, RB Offset 0)

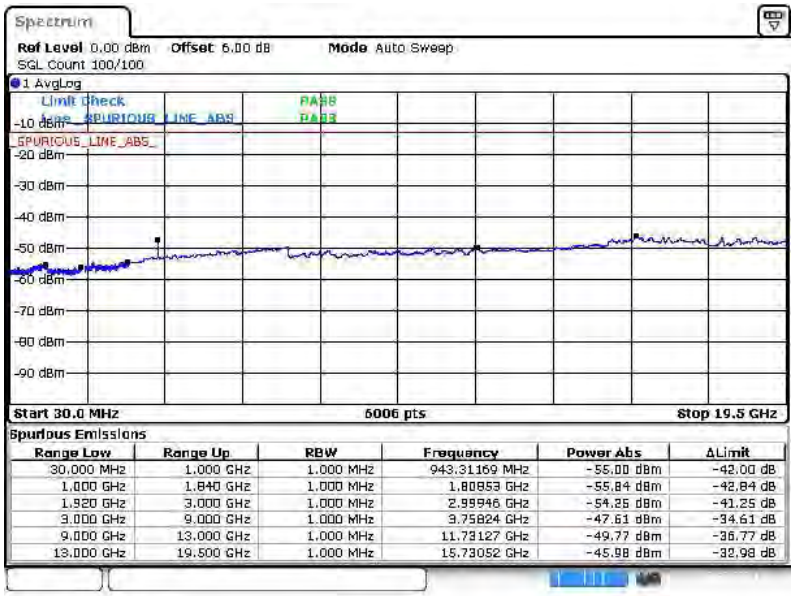

Spurious Emissions

Range Low	Range Up	RBW	Frequency	Power Abs	ΔLimit
30.000 MHz	1.000 GHz	1.000 MHz	943.31169 MHz	-55.00 dBm	-42.00 dB
1.000 GHz	1.840 GHz	1.000 MHz	1.80853 GHz	-55.84 dBm	-42.84 dB
1.920 GHz	3.000 GHz	1.000 MHz	2.99946 GHz	-54.25 dBm	-41.25 dB
3.000 GHz	9.000 GHz	1.000 MHz	3.75824 GHz	-47.61 dBm	-34.61 dB
9.000 GHz	13.000 GHz	1.000 MHz	11.73127 GHz	-49.77 dBm	-36.77 dB
13.000 GHz	19.500 GHz	1.000 MHz	15.73052 GHz	-45.98 dBm	-32.98 dB

16QAM (RB Size 1, RB Offset 0)

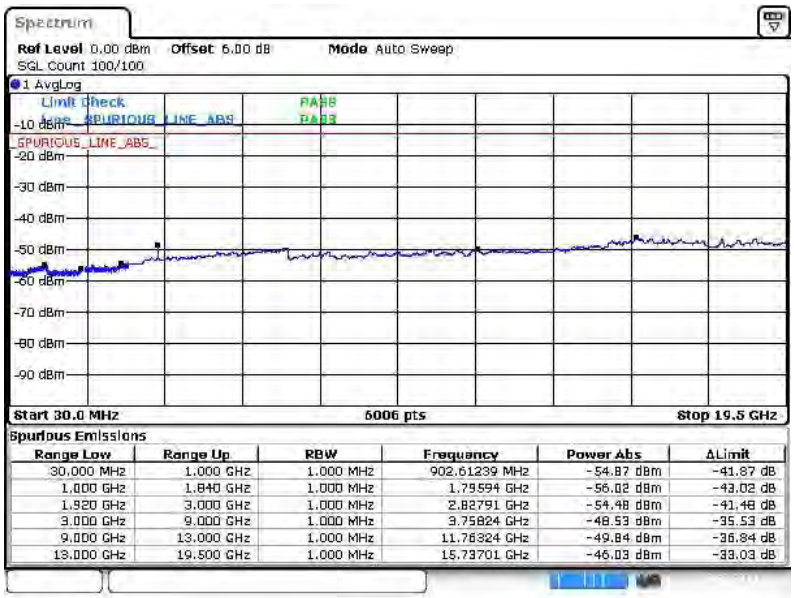

Spurious Emissions

Range Low	Range Up	RBW	Frequency	Power Abs	ΔLimit
30.000 MHz	1.000 GHz	1.000 MHz	902.61239 MHz	-54.87 dBm	-41.87 dB
1.000 GHz	1.840 GHz	1.000 MHz	1.79594 GHz	-56.02 dBm	-43.02 dB
1.920 GHz	3.000 GHz	1.000 MHz	2.82791 GHz	-54.48 dBm	-41.48 dB
3.000 GHz	9.000 GHz	1.000 MHz	3.75824 GHz	-48.53 dBm	-35.53 dB
9.000 GHz	13.000 GHz	1.000 MHz	11.76324 GHz	-49.84 dBm	-36.84 dB
13.000 GHz	19.500 GHz	1.000 MHz	15.73701 GHz	-46.03 dBm	-33.03 dB

Band :	LTE Band 2	Channel :	CH19185 (High)
Band Width :	3MHz		

QPSK (RB Size 1, RB Offset 0)

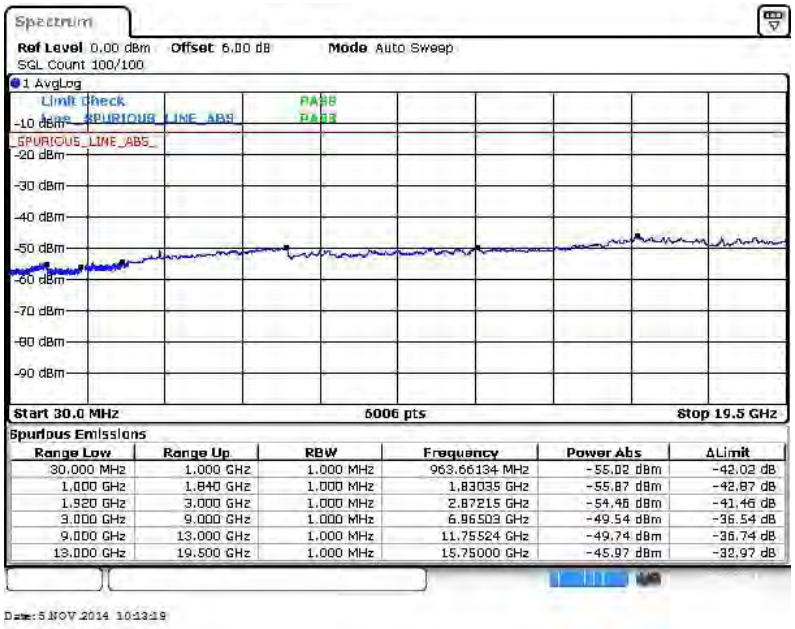

Spurious Emissions

Range Low	Range Up	RBW	Frequency	Power Abs	ΔLimit
30.000 MHz	1.000 GHz	1.000 MHz	963.66134 MHz	-55.02 dBm	-42.02 dB
1.000 GHz	1.840 GHz	1.000 MHz	1.83035 GHz	-55.87 dBm	-42.87 dB
1.920 GHz	3.000 GHz	1.000 MHz	2.87215 GHz	-54.46 dBm	-41.46 dB
3.000 GHz	9.000 GHz	1.000 MHz	6.96503 GHz	-49.54 dBm	-36.54 dB
9.000 GHz	13.000 GHz	1.000 MHz	11.75524 GHz	-49.74 dBm	-36.74 dB
13.000 GHz	19.500 GHz	1.000 MHz	15.75000 GHz	-45.97 dBm	-32.97 dB

16QAM (RB Size 1, RB Offset 0)

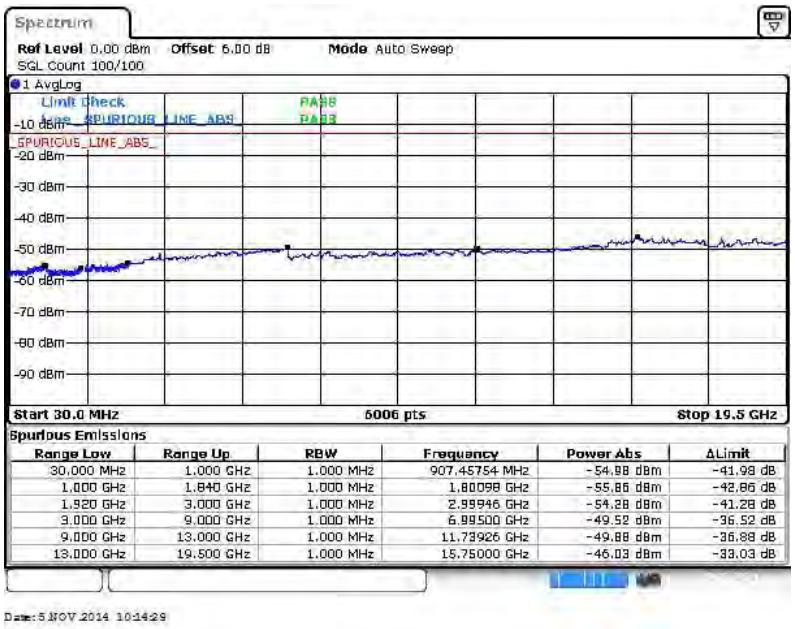

Spurious Emissions

Range Low	Range Up	RBW	Frequency	Power Abs	ΔLimit
30.000 MHz	1.000 GHz	1.000 MHz	907.45754 MHz	-54.98 dBm	-41.98 dB
1.000 GHz	1.840 GHz	1.000 MHz	1.80098 GHz	-55.86 dBm	-42.86 dB
1.920 GHz	3.000 GHz	1.000 MHz	2.99946 GHz	-54.28 dBm	-41.28 dB
3.000 GHz	9.000 GHz	1.000 MHz	6.99500 GHz	-49.52 dBm	-36.52 dB
9.000 GHz	13.000 GHz	1.000 MHz	11.73926 GHz	-49.88 dBm	-36.88 dB
13.000 GHz	19.500 GHz	1.000 MHz	15.75000 GHz	-46.03 dBm	-33.03 dB

Band :	LTE Band 2	Channel :	CH18625 (Low)
Band Width :	5MHz		

QPSK (RB Size 1, RB Offset 0)

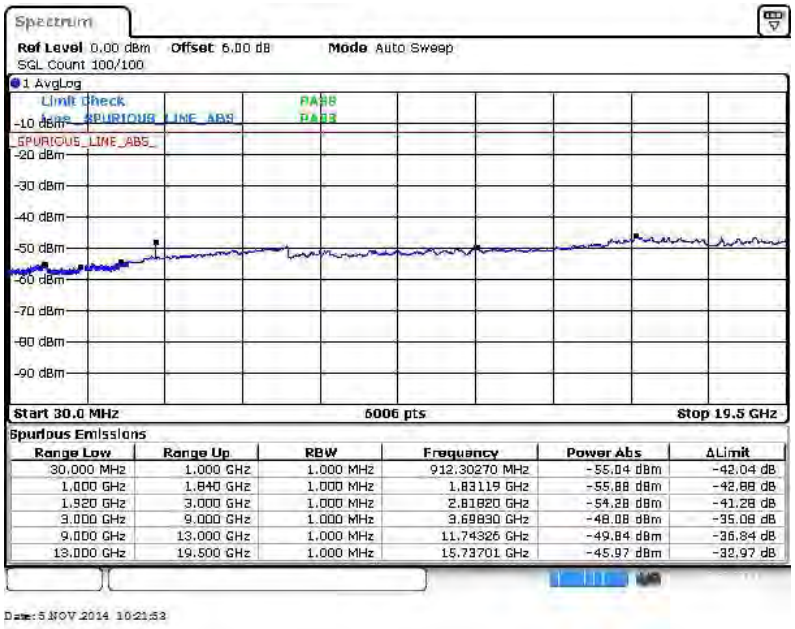

Spurious Emissions

Range Low	Range Up	RBW	Frequency	Power Abs	ΔLimit
30.000 MHz	1.000 GHz	1.000 MHz	912.30270 MHz	-55.04 dBm	-42.04 dB
1.000 GHz	1.840 GHz	1.000 MHz	1.83119 GHz	-55.88 dBm	-42.88 dB
1.920 GHz	3.000 GHz	1.000 MHz	2.81820 GHz	-54.28 dBm	-41.28 dB
3.000 GHz	9.000 GHz	1.000 MHz	3.69830 GHz	-48.08 dBm	-35.08 dB
9.000 GHz	13.000 GHz	1.000 MHz	11.74326 GHz	-49.84 dBm	-36.84 dB
13.000 GHz	19.500 GHz	1.000 MHz	15.73701 GHz	-45.97 dBm	-32.97 dB

16QAM (RB Size 1, RB Offset 0)

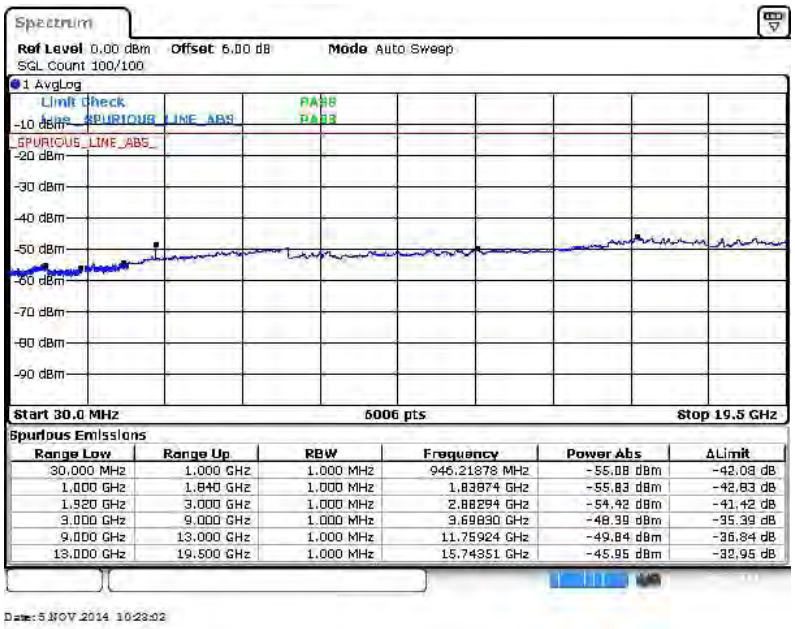

Spurious Emissions

Range Low	Range Up	RBW	Frequency	Power Abs	ΔLimit
30.000 MHz	1.000 GHz	1.000 MHz	946.21878 MHz	-55.08 dBm	-42.08 dB
1.000 GHz	1.840 GHz	1.000 MHz	1.83874 GHz	-55.83 dBm	-42.83 dB
1.920 GHz	3.000 GHz	1.000 MHz	2.88294 GHz	-54.42 dBm	-41.42 dB
3.000 GHz	9.000 GHz	1.000 MHz	3.69830 GHz	-48.39 dBm	-35.39 dB
9.000 GHz	13.000 GHz	1.000 MHz	11.75924 GHz	-49.84 dBm	-36.84 dB
13.000 GHz	19.500 GHz	1.000 MHz	15.74351 GHz	-45.95 dBm	-32.95 dB

Band :	LTE Band 2	Channel :	CH18900 (Middle)
Band Width :	5MHz		

QPSK (RB Size 1, RB Offset 0)

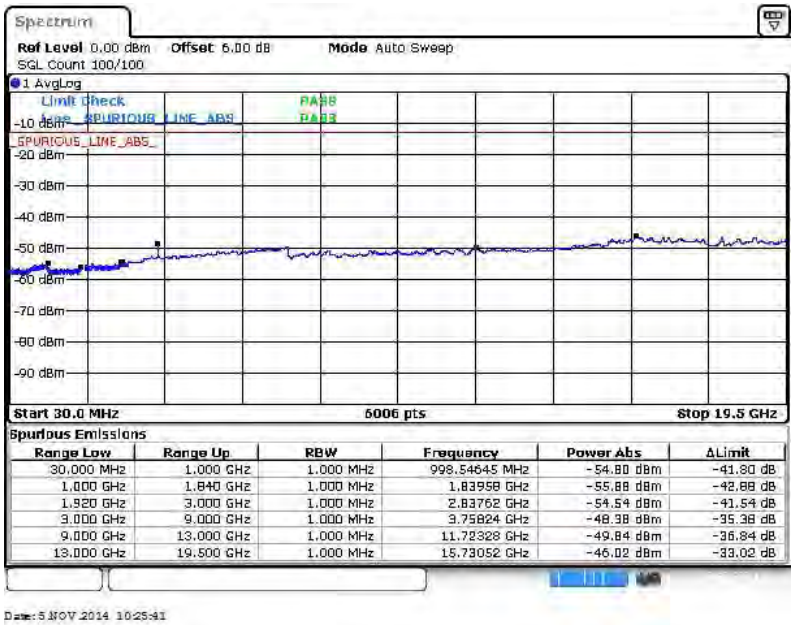

Spurious Emissions

Range Low	Range Up	RBW	Frequency	Power Abs	ΔLimit
30.000 MHz	1.000 GHz	1.000 MHz	998.54645 MHz	-54.80 dBm	-41.80 dB
1.000 GHz	1.840 GHz	1.000 MHz	1.83958 GHz	-55.88 dBm	-42.88 dB
1.920 GHz	3.000 GHz	1.000 MHz	2.83762 GHz	-54.54 dBm	-41.54 dB
3.000 GHz	9.000 GHz	1.000 MHz	3.75824 GHz	-48.38 dBm	-35.38 dB
9.000 GHz	13.000 GHz	1.000 MHz	11.72328 GHz	-49.84 dBm	-36.84 dB
13.000 GHz	19.500 GHz	1.000 MHz	15.73052 GHz	-46.02 dBm	-33.02 dB

Date: 5.NOV.2014 10:25:41

16QAM (RB Size 1, RB Offset 0)

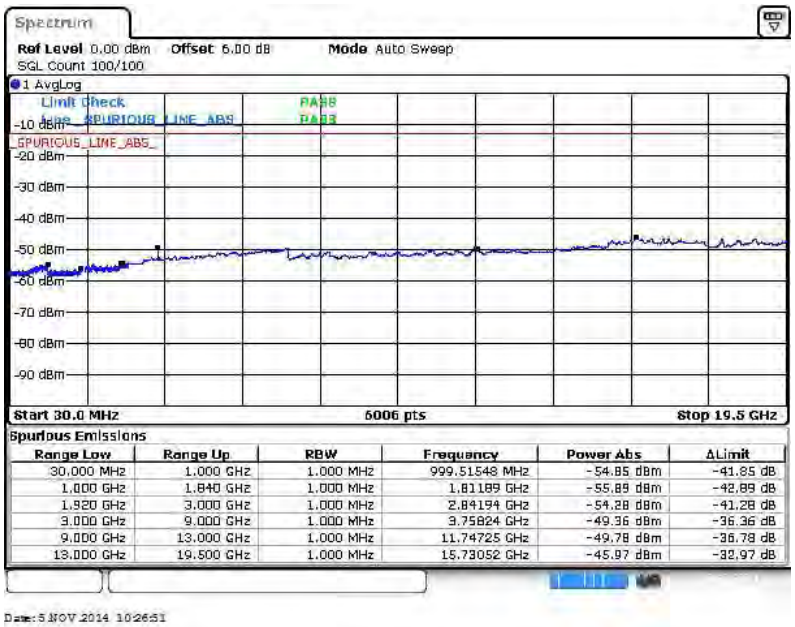

Spurious Emissions

Range Low	Range Up	RBW	Frequency	Power Abs	ΔLimit
30.000 MHz	1.000 GHz	1.000 MHz	999.51548 MHz	-54.85 dBm	-41.85 dB
1.000 GHz	1.840 GHz	1.000 MHz	1.81189 GHz	-55.89 dBm	-42.89 dB
1.920 GHz	3.000 GHz	1.000 MHz	2.84194 GHz	-54.28 dBm	-41.28 dB
3.000 GHz	9.000 GHz	1.000 MHz	3.75824 GHz	-49.36 dBm	-36.36 dB
9.000 GHz	13.000 GHz	1.000 MHz	11.74725 GHz	-49.78 dBm	-36.78 dB
13.000 GHz	19.500 GHz	1.000 MHz	15.73052 GHz	-45.97 dBm	-32.97 dB

Date: 5.NOV.2014 10:26:51

Band :	LTE Band 2	Channel :	CH19175 (High)
Band Width :	5MHz		

QPSK (RB Size 1, RB Offset 0)

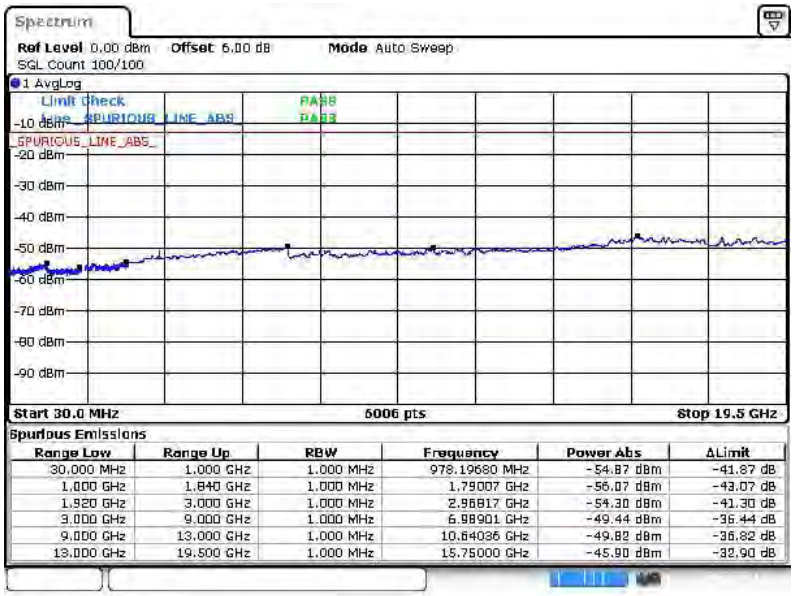

16QAM (RB Size 1, RB Offset 0)

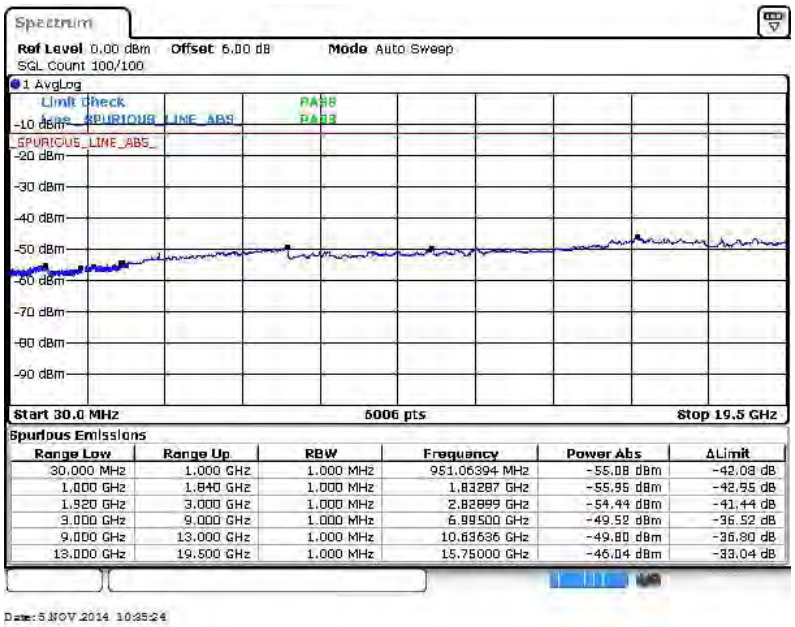

Band :	LTE Band 2	Channel :	CH18650 (Low)
Band Width :	10MHz		

QPSK (RB Size 1, RB Offset 0)

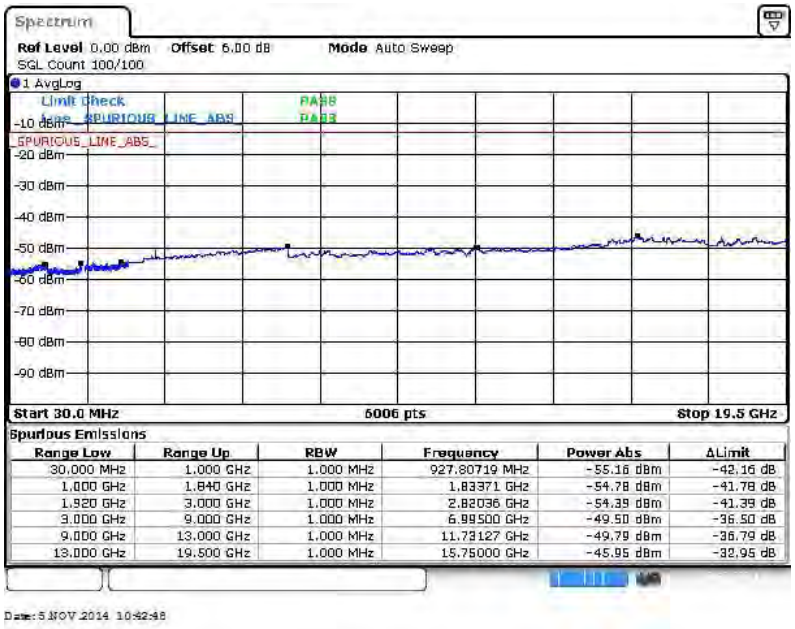

Spurious Emissions

Range Low	Range Up	RBW	Frequency	Power Abs	ΔLimit
30.000 MHz	1.000 GHz	1.000 MHz	927.80719 MHz	-55.16 dBm	-42.16 dB
1.000 GHz	1.840 GHz	1.000 MHz	1.83371 GHz	-54.78 dBm	-41.78 dB
1.920 GHz	3.000 GHz	1.000 MHz	2.82036 GHz	-54.39 dBm	-41.39 dB
3.000 GHz	9.000 GHz	1.000 MHz	6.99500 GHz	-49.50 dBm	-36.50 dB
9.000 GHz	13.000 GHz	1.000 MHz	11.73127 GHz	-49.79 dBm	-36.79 dB
13.000 GHz	19.500 GHz	1.000 MHz	15.75000 GHz	-45.95 dBm	-32.95 dB

16QAM (RB Size 1, RB Offset 0)

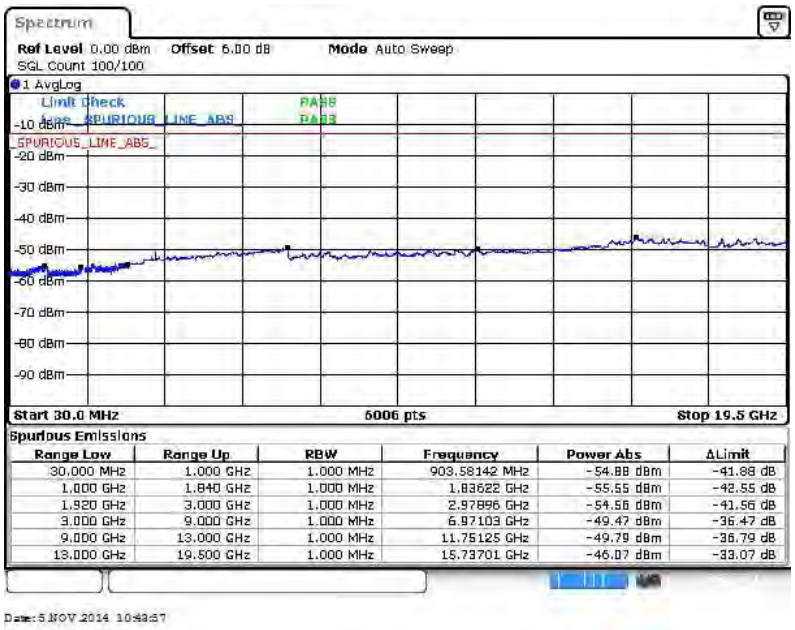

Spurious Emissions

Range Low	Range Up	RBW	Frequency	Power Abs	ΔLimit
30.000 MHz	1.000 GHz	1.000 MHz	903.58142 MHz	-54.88 dBm	-41.88 dB
1.000 GHz	1.840 GHz	1.000 MHz	1.83622 GHz	-55.55 dBm	-42.55 dB
1.920 GHz	3.000 GHz	1.000 MHz	2.97896 GHz	-54.56 dBm	-41.56 dB
3.000 GHz	9.000 GHz	1.000 MHz	6.97103 GHz	-49.47 dBm	-36.47 dB
9.000 GHz	13.000 GHz	1.000 MHz	11.75125 GHz	-49.79 dBm	-36.79 dB
13.000 GHz	19.500 GHz	1.000 MHz	15.73701 GHz	-46.07 dBm	-33.07 dB

Band :	LTE Band 2	Channel :	CH18900 (Middle)
Band Width :	10MHz		

QPSK (RB Size 1, RB Offset 0)

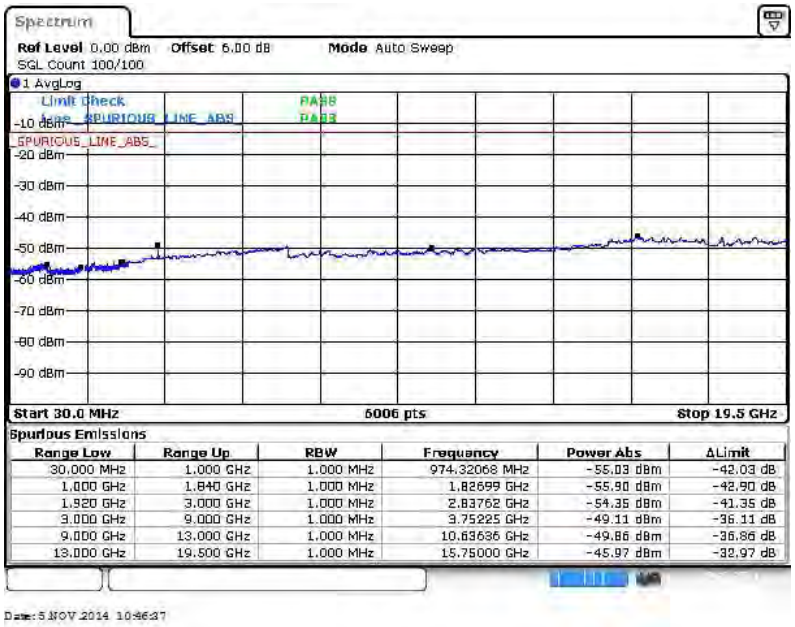

Spurious Emissions

Range Low	Range Up	RBW	Frequency	Power Abs	ΔLimit
30.000 MHz	1.000 GHz	1.000 MHz	974.32068 MHz	-55.03 dBm	-42.03 dB
1.000 GHz	1.840 GHz	1.000 MHz	1.82699 GHz	-55.90 dBm	-42.90 dB
1.920 GHz	3.000 GHz	1.000 MHz	2.83762 GHz	-54.35 dBm	-41.35 dB
3.000 GHz	9.000 GHz	1.000 MHz	3.75225 GHz	-49.11 dBm	-36.11 dB
9.000 GHz	13.000 GHz	1.000 MHz	10.63636 GHz	-49.86 dBm	-36.86 dB
13.000 GHz	19.500 GHz	1.000 MHz	15.75000 GHz	-45.97 dBm	-32.97 dB

16QAM (RB Size 1, RB Offset 0)

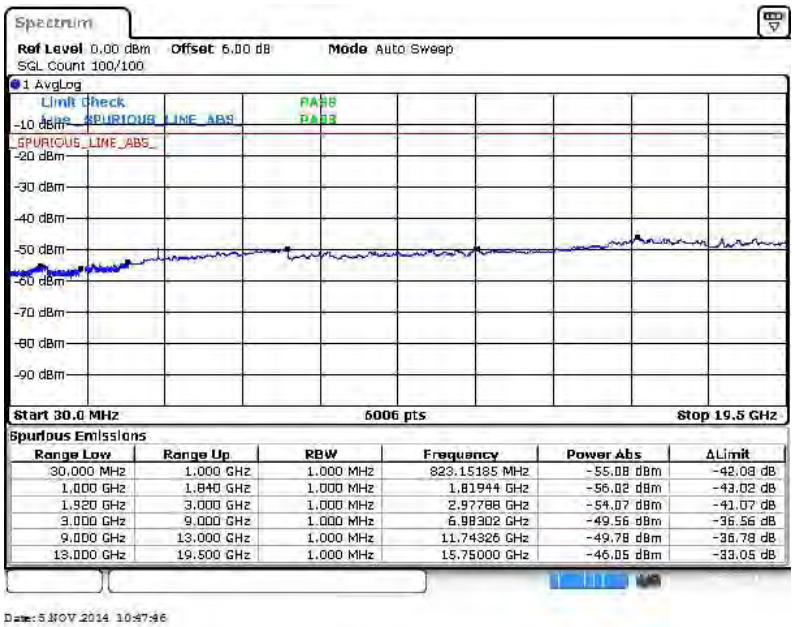

Spurious Emissions

Range Low	Range Up	RBW	Frequency	Power Abs	ΔLimit
30.000 MHz	1.000 GHz	1.000 MHz	823.15185 MHz	-55.08 dBm	-42.08 dB
1.000 GHz	1.840 GHz	1.000 MHz	1.81944 GHz	-56.02 dBm	-43.02 dB
1.920 GHz	3.000 GHz	1.000 MHz	2.97788 GHz	-54.07 dBm	-41.07 dB
3.000 GHz	9.000 GHz	1.000 MHz	6.98302 GHz	-49.56 dBm	-36.56 dB
9.000 GHz	13.000 GHz	1.000 MHz	11.74326 GHz	-49.78 dBm	-36.78 dB
13.000 GHz	19.500 GHz	1.000 MHz	15.75000 GHz	-46.05 dBm	-33.05 dB

Band :	LTE Band 2	Channel :	CH19150 (High)
Band Width :	10MHz		

QPSK (RB Size 1, RB Offset 0)

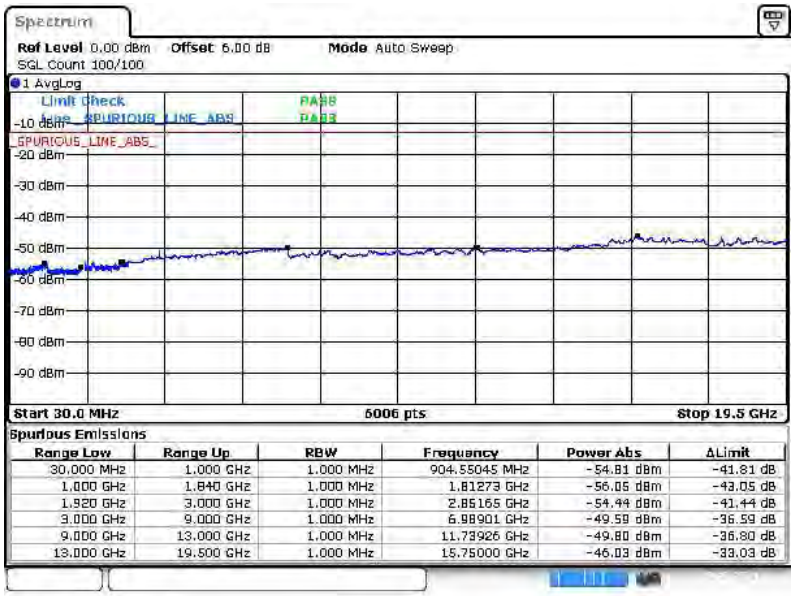

Spurious Emissions

Range Low	Range Up	RBW	Frequency	Power Abs	ΔLimit
30.000 MHz	1.000 GHz	1.000 MHz	904.55045 MHz	-54.81 dBm	-41.81 dB
1.000 GHz	1.840 GHz	1.000 MHz	1.81273 GHz	-56.05 dBm	-43.05 dB
1.920 GHz	3.000 GHz	1.000 MHz	2.85165 GHz	-54.44 dBm	-41.44 dB
3.000 GHz	9.000 GHz	1.000 MHz	6.98901 GHz	-49.59 dBm	-36.59 dB
9.000 GHz	13.000 GHz	1.000 MHz	11.73926 GHz	-49.80 dBm	-36.80 dB
13.000 GHz	19.500 GHz	1.000 MHz	15.75000 GHz	-46.03 dBm	-33.03 dB

16QAM (RB Size 1, RB Offset 0)

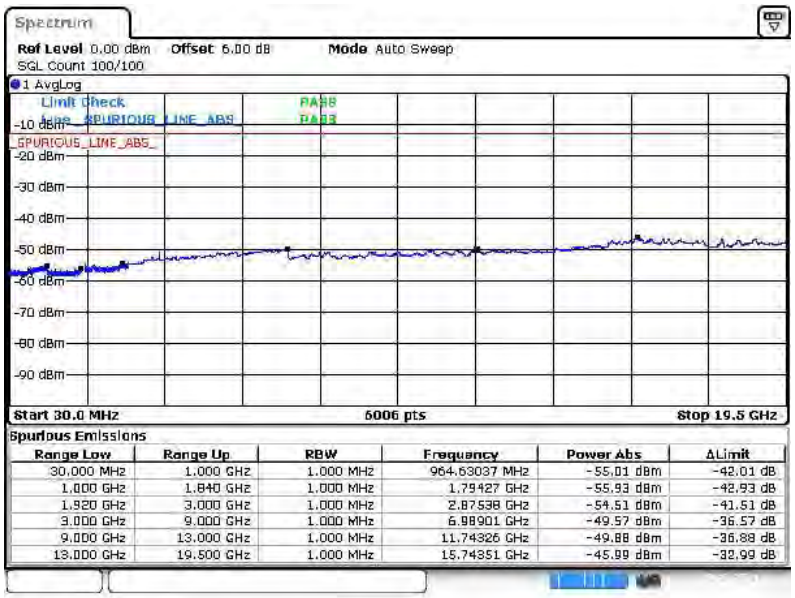

Spurious Emissions

Range Low	Range Up	RBW	Frequency	Power Abs	ΔLimit
30.000 MHz	1.000 GHz	1.000 MHz	964.63037 MHz	-55.01 dBm	-42.01 dB
1.000 GHz	1.840 GHz	1.000 MHz	1.79427 GHz	-55.93 dBm	-42.93 dB
1.920 GHz	3.000 GHz	1.000 MHz	2.87538 GHz	-54.51 dBm	-41.51 dB
3.000 GHz	9.000 GHz	1.000 MHz	6.98901 GHz	-49.57 dBm	-36.57 dB
9.000 GHz	13.000 GHz	1.000 MHz	11.74326 GHz	-49.88 dBm	-36.88 dB
13.000 GHz	19.500 GHz	1.000 MHz	15.74351 GHz	-45.99 dBm	-32.99 dB

Band :	LTE Band 2	Channel :	CH18675 (Low)
Band Width :	15MHz		

QPSK (RB Size 1, RB Offset 0)

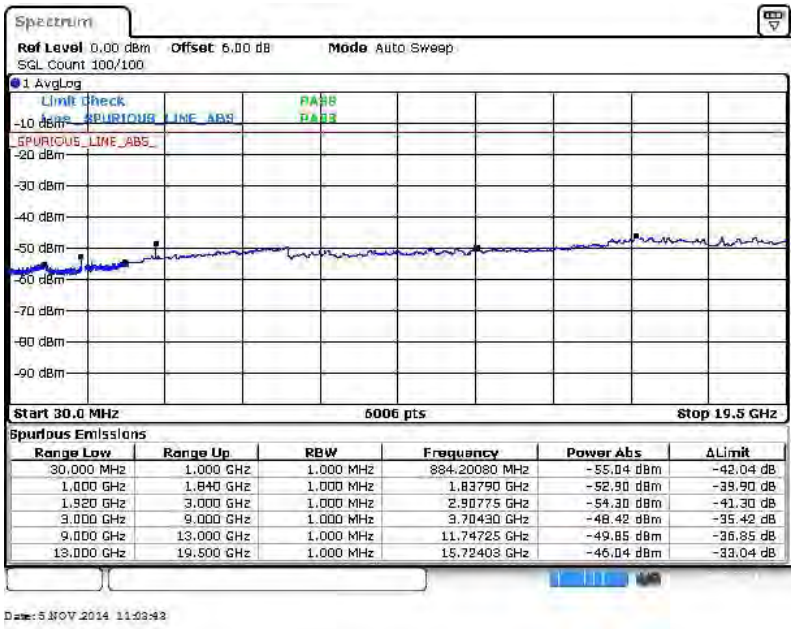

16QAM (RB Size 1, RB Offset 0)

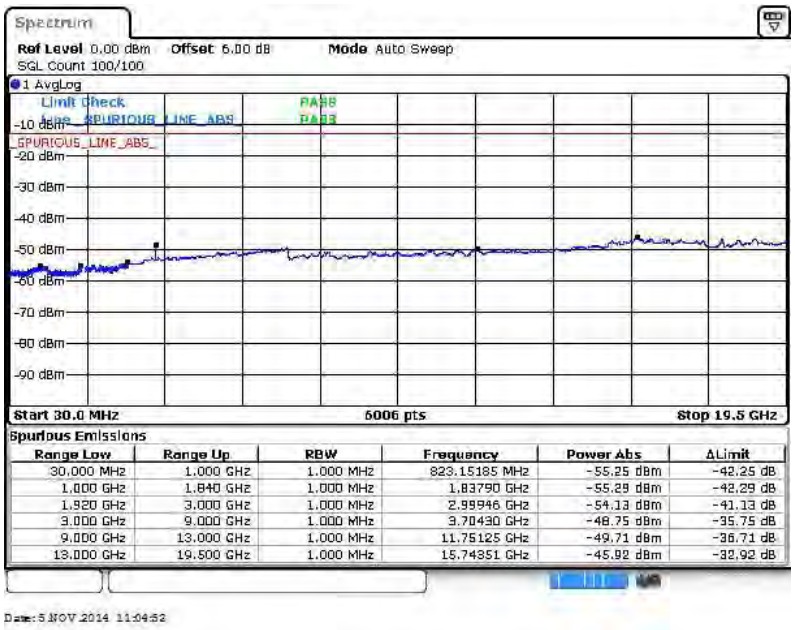

Band :	LTE Band 2	Channel :	CH18900 (Middle)
Band Width :	15MHz		

QPSK (RB Size 1, RB Offset 0)

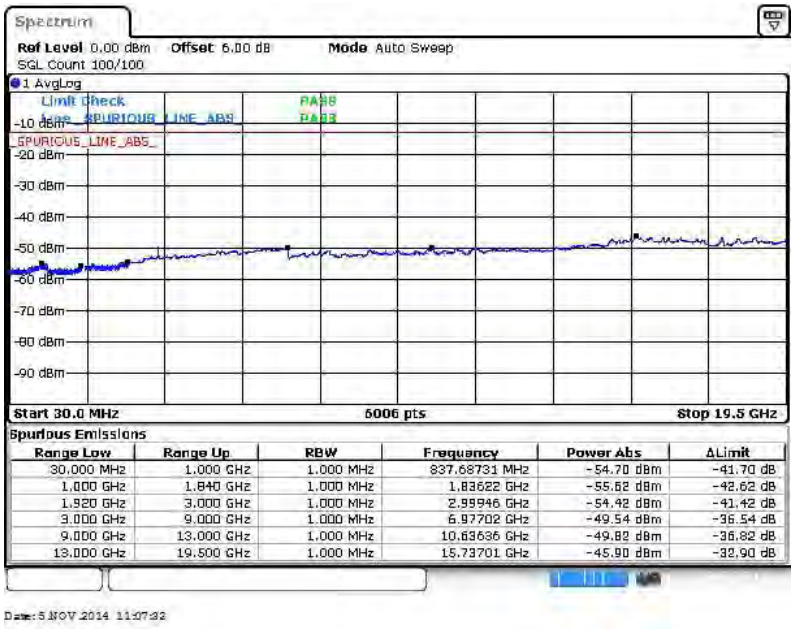

Spurious Emissions

Range Low	Range Up	RBW	Frequency	Power Abs	ΔLimit
30.000 MHz	1.000 GHz	1.000 MHz	837.68731 MHz	-54.70 dBm	-41.70 dB
1.000 GHz	1.840 GHz	1.000 MHz	1.83622 GHz	-55.62 dBm	-42.62 dB
1.920 GHz	3.000 GHz	1.000 MHz	2.99946 GHz	-54.42 dBm	-41.42 dB
3.000 GHz	9.000 GHz	1.000 MHz	6.97702 GHz	-49.54 dBm	-36.54 dB
9.000 GHz	13.000 GHz	1.000 MHz	10.63636 GHz	-49.82 dBm	-36.82 dB
13.000 GHz	19.500 GHz	1.000 MHz	15.73701 GHz	-45.90 dBm	-32.90 dB

16QAM (RB Size 1, RB Offset 0)

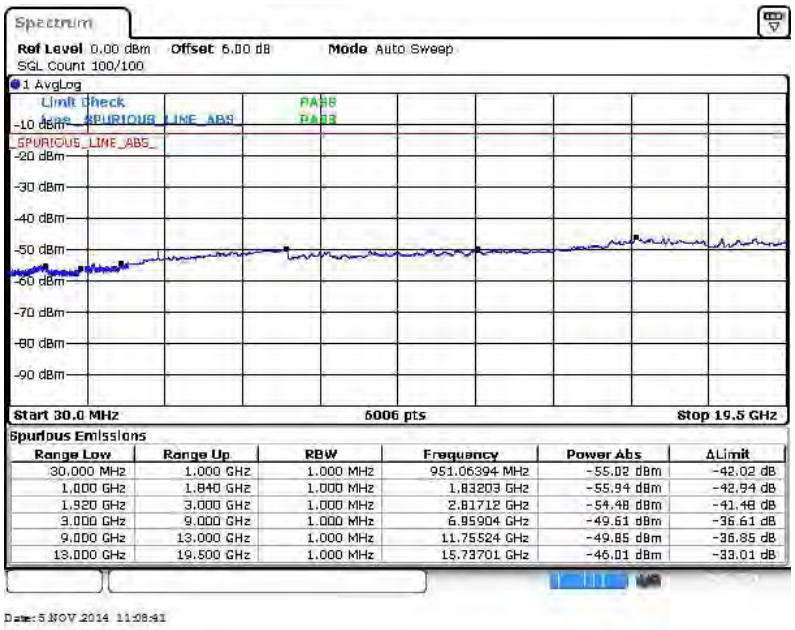

Spurious Emissions

Range Low	Range Up	RBW	Frequency	Power Abs	ΔLimit
30.000 MHz	1.000 GHz	1.000 MHz	951.06394 MHz	-55.02 dBm	-42.02 dB
1.000 GHz	1.840 GHz	1.000 MHz	1.83203 GHz	-55.94 dBm	-42.94 dB
1.920 GHz	3.000 GHz	1.000 MHz	2.81712 GHz	-54.48 dBm	-41.48 dB
3.000 GHz	9.000 GHz	1.000 MHz	6.95904 GHz	-49.61 dBm	-36.61 dB
9.000 GHz	13.000 GHz	1.000 MHz	11.75524 GHz	-49.85 dBm	-36.85 dB
13.000 GHz	19.500 GHz	1.000 MHz	15.73701 GHz	-46.01 dBm	-33.01 dB

Band :	LTE Band 2	Channel :	CH19125 (High)
Band Width :	15MHz		

QPSK (RB Size 1, RB Offset 0)

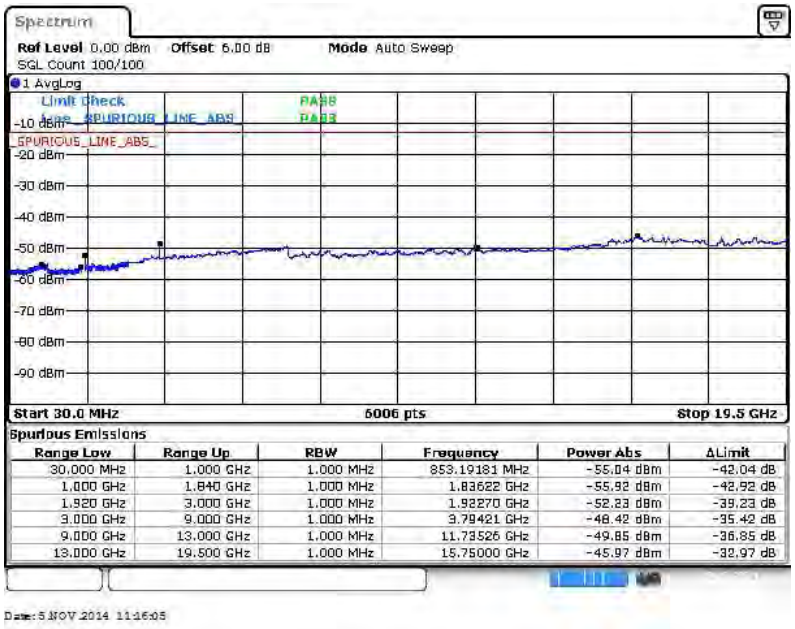

Spurious Emissions

Range Low	Range Up	RBW	Frequency	Power Abs	ΔLimit
30.000 MHz	1.000 GHz	1.000 MHz	853.19181 MHz	-55.04 dBm	-42.04 dB
1.000 GHz	1.840 GHz	1.000 MHz	1.83622 GHz	-55.92 dBm	-42.92 dB
1.920 GHz	3.000 GHz	1.000 MHz	1.92270 GHz	-52.23 dBm	-39.23 dB
3.000 GHz	9.000 GHz	1.000 MHz	3.79421 GHz	-48.42 dBm	-35.42 dB
9.000 GHz	13.000 GHz	1.000 MHz	11.73526 GHz	-49.85 dBm	-36.85 dB
13.000 GHz	19.500 GHz	1.000 MHz	15.75000 GHz	-45.97 dBm	-32.97 dB

16QAM (RB Size 1, RB Offset 0)

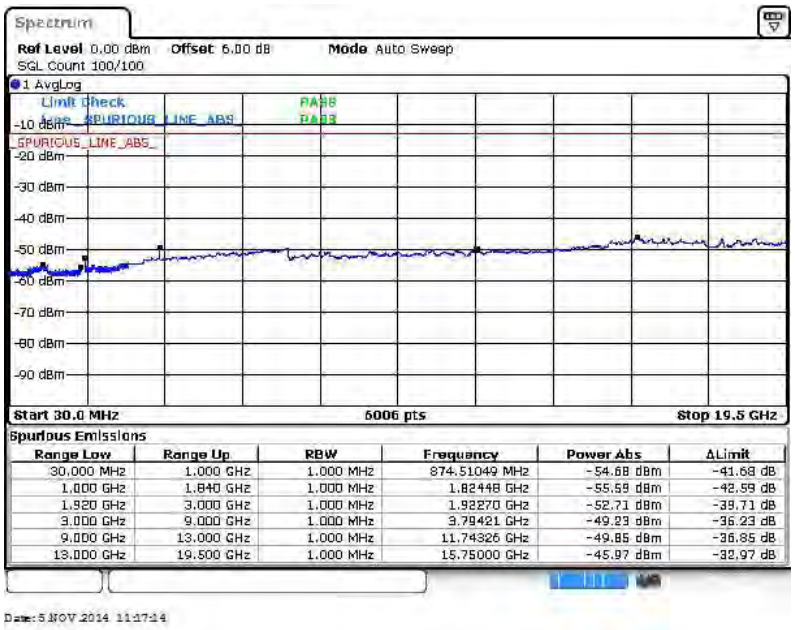

Spurious Emissions

Range Low	Range Up	RBW	Frequency	Power Abs	ΔLimit
30.000 MHz	1.000 GHz	1.000 MHz	874.51049 MHz	-54.68 dBm	-41.68 dB
1.000 GHz	1.840 GHz	1.000 MHz	1.82448 GHz	-55.59 dBm	-42.59 dB
1.920 GHz	3.000 GHz	1.000 MHz	1.92270 GHz	-52.71 dBm	-39.71 dB
3.000 GHz	9.000 GHz	1.000 MHz	3.79421 GHz	-49.23 dBm	-36.23 dB
9.000 GHz	13.000 GHz	1.000 MHz	11.74326 GHz	-49.85 dBm	-36.85 dB
13.000 GHz	19.500 GHz	1.000 MHz	15.75000 GHz	-45.97 dBm	-32.97 dB

Band :	LTE Band 2	Channel :	CH18700 (Low)
Band Width :	20MHz		

QPSK (RB Size 1, RB Offset 0)

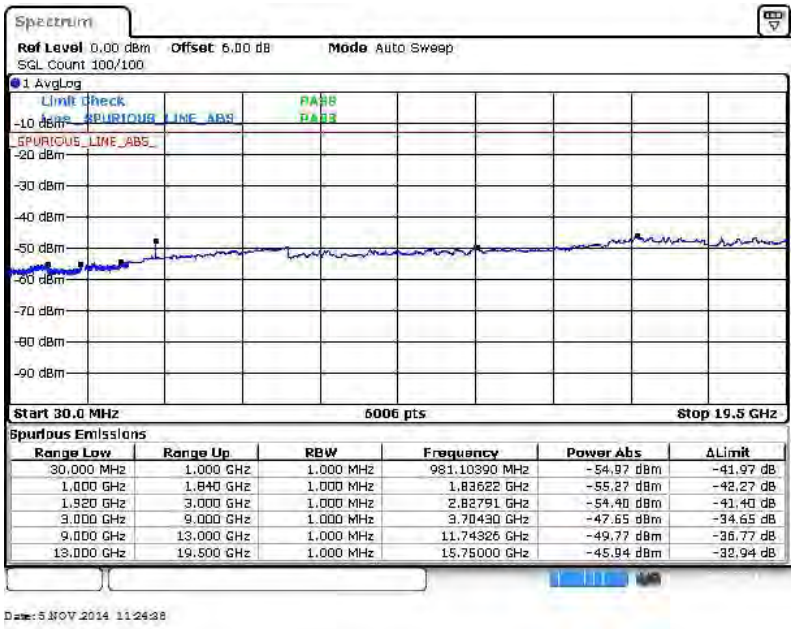

Spurious Emissions

Range Low	Range Up	RBW	Frequency	Power Abs	ΔLimit
30.000 MHz	1.000 GHz	1.000 MHz	981.10390 MHz	-54.97 dBm	-41.97 dB
1.000 GHz	1.840 GHz	1.000 MHz	1.83622 GHz	-55.27 dBm	-42.27 dB
1.920 GHz	3.000 GHz	1.000 MHz	2.82791 GHz	-54.40 dBm	-41.40 dB
3.000 GHz	9.000 GHz	1.000 MHz	3.70430 GHz	-47.65 dBm	-34.65 dB
9.000 GHz	13.000 GHz	1.000 MHz	11.74326 GHz	-49.77 dBm	-36.77 dB
13.000 GHz	19.500 GHz	1.000 MHz	15.75000 GHz	-45.94 dBm	-32.94 dB

16QAM (RB Size 1, RB Offset 0)

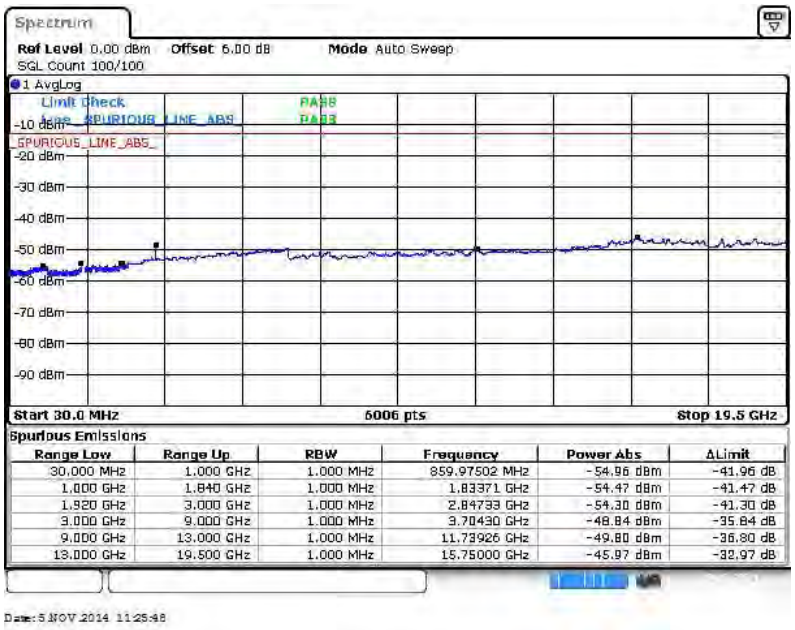

Spurious Emissions

Range Low	Range Up	RBW	Frequency	Power Abs	ΔLimit
30.000 MHz	1.000 GHz	1.000 MHz	859.97502 MHz	-54.96 dBm	-41.96 dB
1.000 GHz	1.840 GHz	1.000 MHz	1.83371 GHz	-54.47 dBm	-41.47 dB
1.920 GHz	3.000 GHz	1.000 MHz	2.84733 GHz	-54.30 dBm	-41.30 dB
3.000 GHz	9.000 GHz	1.000 MHz	3.70430 GHz	-48.84 dBm	-35.84 dB
9.000 GHz	13.000 GHz	1.000 MHz	11.73926 GHz	-49.80 dBm	-36.80 dB
13.000 GHz	19.500 GHz	1.000 MHz	15.75000 GHz	-45.97 dBm	-32.97 dB

Band :	LTE Band 2	Channel :	CH18900 (Middle)
Band Width :	20MHz		

QPSK (RB Size 1, RB Offset 0)

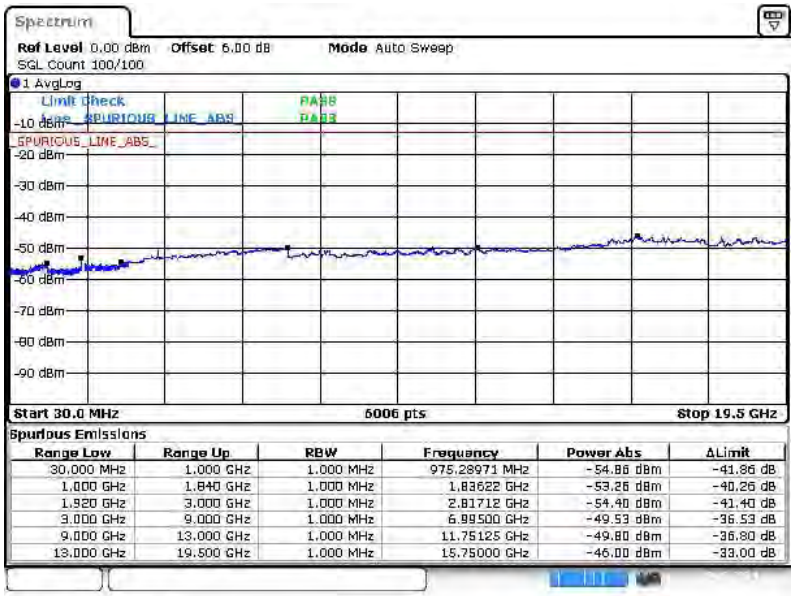

Spurious Emissions

Range Low	Range Up	RBW	Frequency	Power Abs	ΔLimit
30.000 MHz	1.000 GHz	1.000 MHz	975.28971 MHz	-54.86 dBm	-41.86 dB
1.000 GHz	1.840 GHz	1.000 MHz	1.83622 GHz	-53.26 dBm	-40.26 dB
1.920 GHz	3.000 GHz	1.000 MHz	2.81712 GHz	-54.40 dBm	-41.40 dB
3.000 GHz	9.000 GHz	1.000 MHz	6.99500 GHz	-49.53 dBm	-36.53 dB
9.000 GHz	13.000 GHz	1.000 MHz	11.75125 GHz	-49.80 dBm	-36.80 dB
13.000 GHz	19.500 GHz	1.000 MHz	15.75000 GHz	-46.00 dBm	-33.00 dB

16QAM (RB Size 1, RB Offset 0)

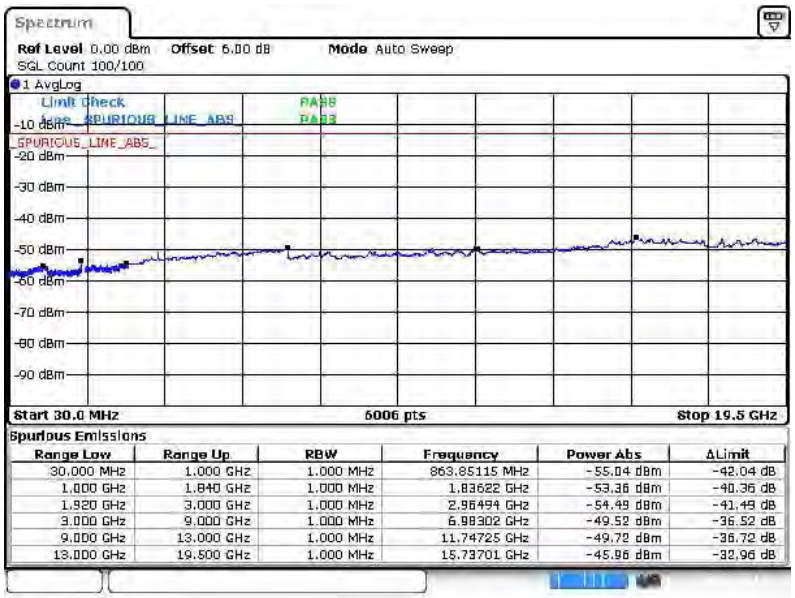

Spurious Emissions

Range Low	Range Up	RBW	Frequency	Power Abs	ΔLimit
30.000 MHz	1.000 GHz	1.000 MHz	863.85115 MHz	-55.04 dBm	-42.04 dB
1.000 GHz	1.840 GHz	1.000 MHz	1.83622 GHz	-53.36 dBm	-40.36 dB
1.920 GHz	3.000 GHz	1.000 MHz	2.96494 GHz	-54.49 dBm	-41.49 dB
3.000 GHz	9.000 GHz	1.000 MHz	6.98302 GHz	-49.52 dBm	-36.52 dB
9.000 GHz	13.000 GHz	1.000 MHz	11.74725 GHz	-49.72 dBm	-36.72 dB
13.000 GHz	19.500 GHz	1.000 MHz	15.73701 GHz	-45.96 dBm	-32.96 dB

Band :	LTE Band 2	Channel :	CH19100 (High)
Band Width :	20MHz		

QPSK (RB Size 1, RB Offset 0)

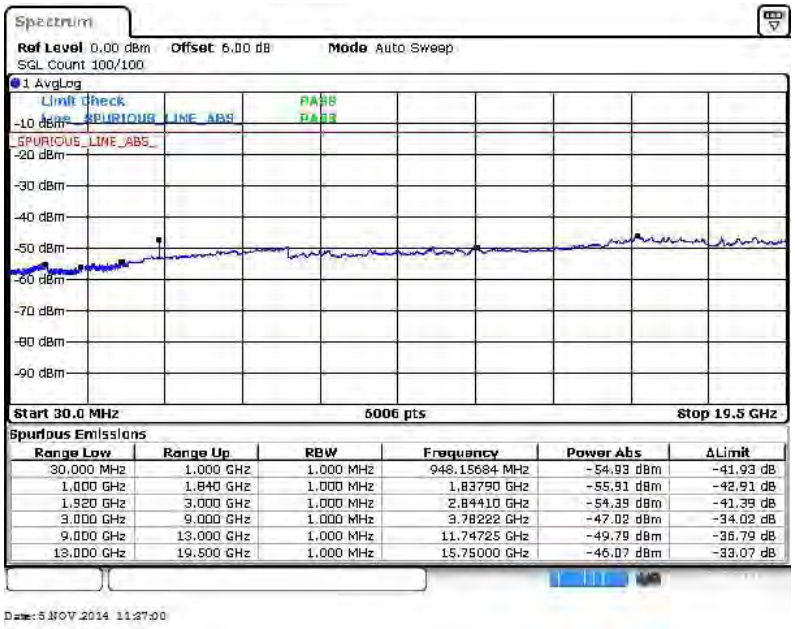

Spurious Emissions

Range Low	Range Up	RBW	Frequency	Power Abs	ΔLimit
30.000 MHz	1.000 GHz	1.000 MHz	948.15684 MHz	-54.93 dBm	-41.93 dB
1.000 GHz	1.840 GHz	1.000 MHz	1.83790 GHz	-55.91 dBm	-42.91 dB
1.920 GHz	3.000 GHz	1.000 MHz	2.84410 GHz	-54.39 dBm	-41.39 dB
3.000 GHz	9.000 GHz	1.000 MHz	3.78222 GHz	-47.02 dBm	-34.02 dB
9.000 GHz	13.000 GHz	1.000 MHz	11.74725 GHz	-49.79 dBm	-36.79 dB
13.000 GHz	19.500 GHz	1.000 MHz	15.75000 GHz	-46.07 dBm	-33.07 dB

16QAM (RB Size 1, RB Offset 0)

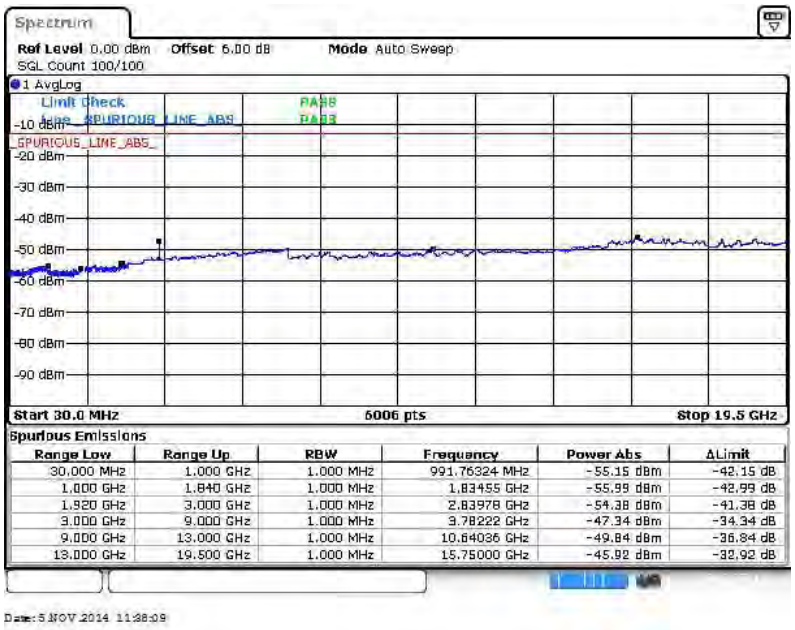

Spurious Emissions

Range Low	Range Up	RBW	Frequency	Power Abs	ΔLimit
30.000 MHz	1.000 GHz	1.000 MHz	991.76324 MHz	-55.15 dBm	-42.15 dB
1.000 GHz	1.840 GHz	1.000 MHz	1.83455 GHz	-55.99 dBm	-42.99 dB
1.920 GHz	3.000 GHz	1.000 MHz	2.83978 GHz	-54.38 dBm	-41.38 dB
3.000 GHz	9.000 GHz	1.000 MHz	3.78222 GHz	-47.34 dBm	-34.34 dB
9.000 GHz	13.000 GHz	1.000 MHz	10.64036 GHz	-49.84 dBm	-36.84 dB
13.000 GHz	19.500 GHz	1.000 MHz	15.75000 GHz	-45.92 dBm	-32.92 dB

Band :	LTE Band 4	Channel :	CH19957 (Low)
Band Width :	1.4MHz		

QPSK (RB Size 1, RB Offset 0)

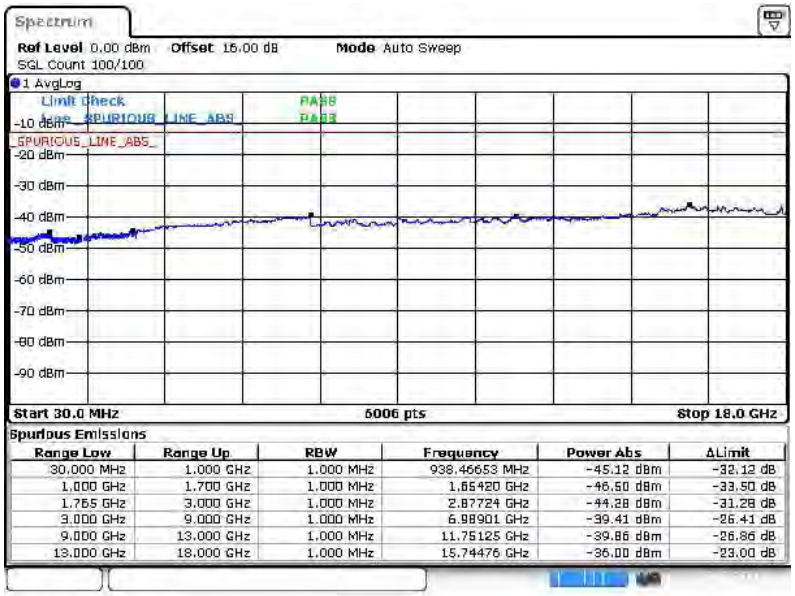

16QAM (RB Size 1, RB Offset 0)

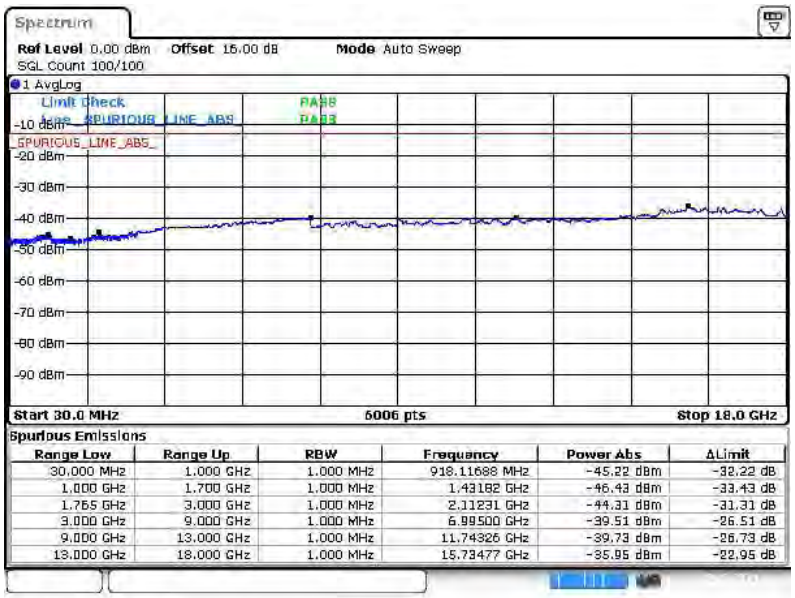

Band :	LTE Band 4	Channel :	CH20175 (Middle)
Band Width :	1.4MHz		

QPSK (RB Size 1, RB Offset 0)

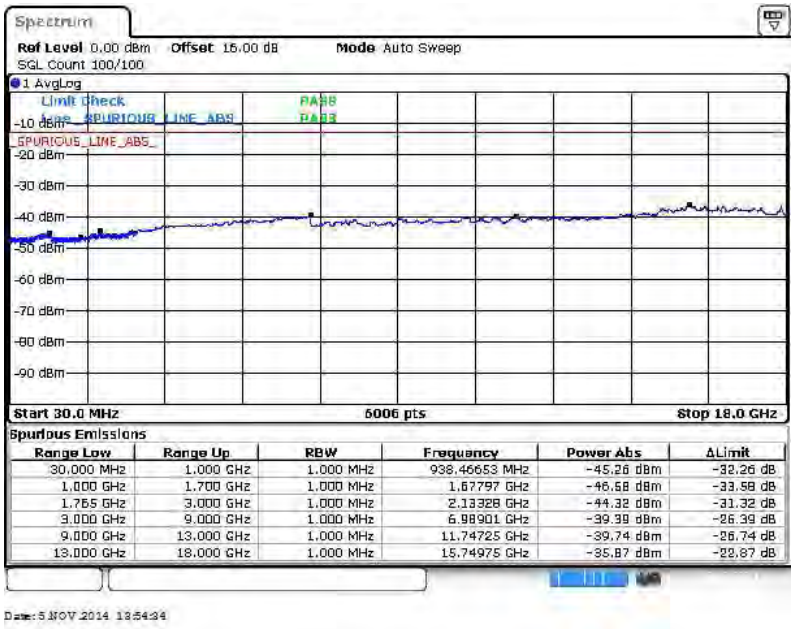

16QAM (RB Size 1, RB Offset 0)

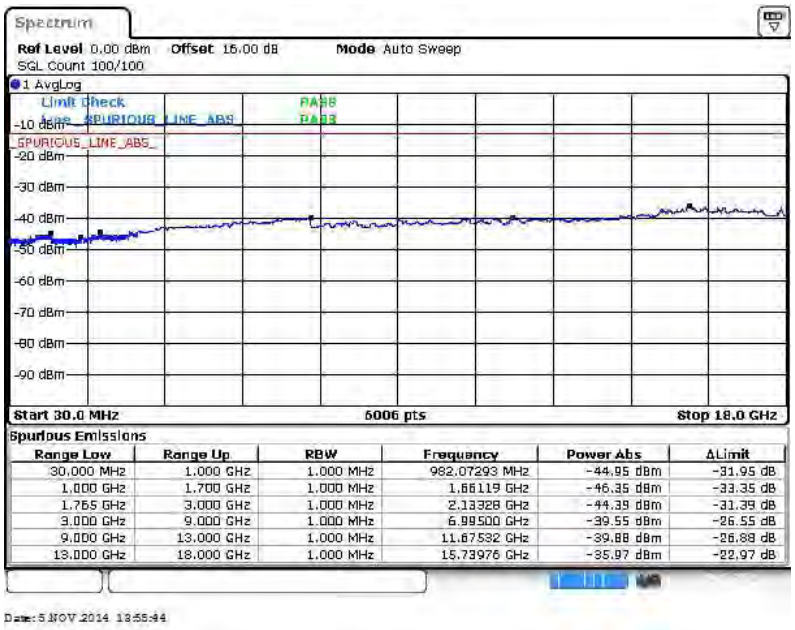

Band :	LTE Band 4	Channel :	CH20393 (High)
Band Width :	1.4MHz		

QPSK (RB Size 1, RB Offset 0)

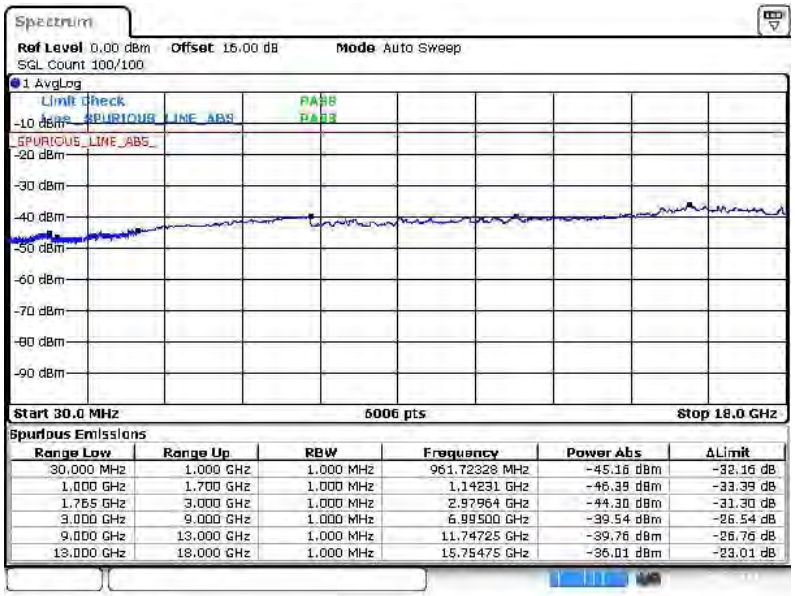

Spurious Emissions

Range Low	Range Up	RBW	Frequency	Power Abs	ΔLimit
30.000 MHz	1.000 GHz	1.000 MHz	961.72328 MHz	-45.16 dBm	-32.16 dB
1.000 GHz	1.700 GHz	1.000 MHz	1.14231 GHz	-46.39 dBm	-33.39 dB
1.755 GHz	3.000 GHz	1.000 MHz	2.97964 GHz	-44.30 dBm	-31.30 dB
3.000 GHz	9.000 GHz	1.000 MHz	6.99500 GHz	-39.54 dBm	-26.54 dB
9.000 GHz	13.000 GHz	1.000 MHz	11.74725 GHz	-39.76 dBm	-26.76 dB
13.000 GHz	18.000 GHz	1.000 MHz	15.75475 GHz	-36.01 dBm	-23.01 dB

16QAM (RB Size 1, RB Offset 0)

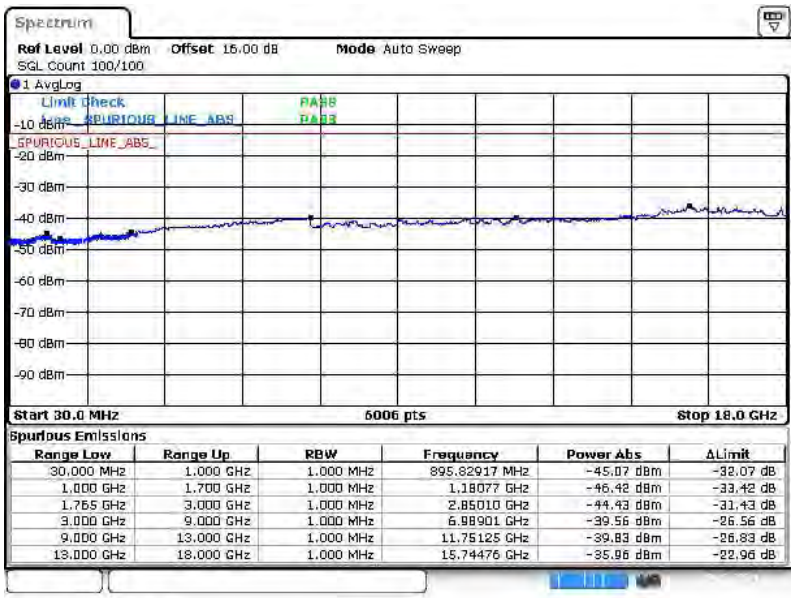

Spurious Emissions

Range Low	Range Up	RBW	Frequency	Power Abs	ΔLimit
30.000 MHz	1.000 GHz	1.000 MHz	895.82917 MHz	-45.07 dBm	-32.07 dB
1.000 GHz	1.700 GHz	1.000 MHz	1.18077 GHz	-46.42 dBm	-33.42 dB
1.755 GHz	3.000 GHz	1.000 MHz	2.85010 GHz	-44.43 dBm	-31.43 dB
3.000 GHz	9.000 GHz	1.000 MHz	6.98901 GHz	-39.56 dBm	-26.56 dB
9.000 GHz	13.000 GHz	1.000 MHz	11.75125 GHz	-39.83 dBm	-26.83 dB
13.000 GHz	18.000 GHz	1.000 MHz	15.74476 GHz	-35.96 dBm	-22.96 dB

Band :	LTE Band 4	Channel :	CH19965 (Low)
Band Width :	3MHz		

QPSK (RB Size 1, RB Offset 0)

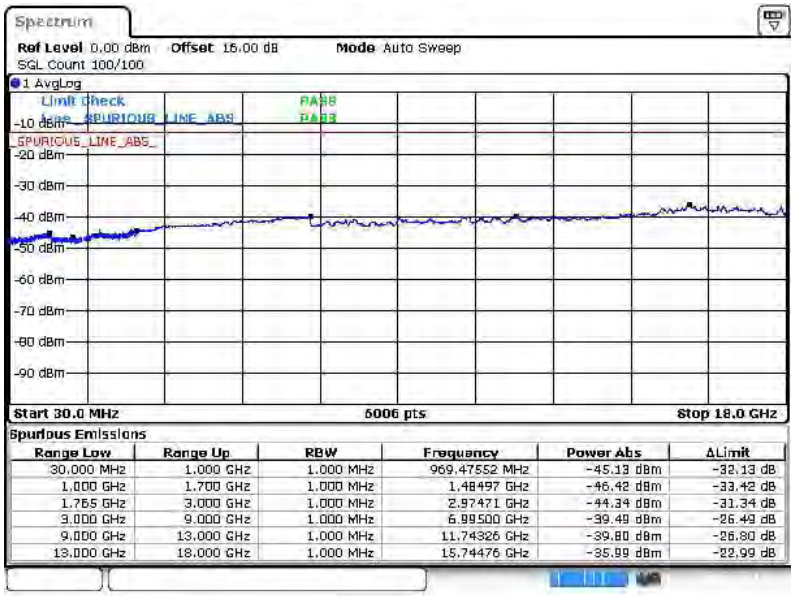

Spurious Emissions

Range Low	Range Up	RBW	Frequency	Power Abs	ΔLimit
30.000 MHz	1.000 GHz	1.000 MHz	969.47552 MHz	-45.13 dBm	-32.13 dB
1.000 GHz	1.700 GHz	1.000 MHz	1.48497 GHz	-46.42 dBm	-33.42 dB
1.755 GHz	3.000 GHz	1.000 MHz	2.97471 GHz	-44.34 dBm	-31.34 dB
3.000 GHz	9.000 GHz	1.000 MHz	6.99500 GHz	-39.49 dBm	-26.49 dB
9.000 GHz	13.000 GHz	1.000 MHz	11.74326 GHz	-39.80 dBm	-26.80 dB
13.000 GHz	18.000 GHz	1.000 MHz	15.74476 GHz	-35.99 dBm	-22.99 dB

16QAM (RB Size 1, RB Offset 0)

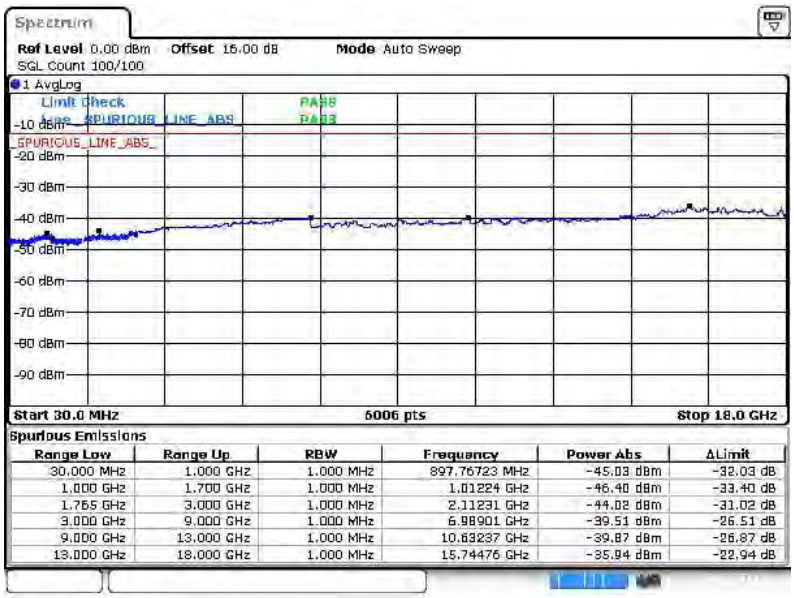

Spurious Emissions

Range Low	Range Up	RBW	Frequency	Power Abs	ΔLimit
30.000 MHz	1.000 GHz	1.000 MHz	897.76723 MHz	-45.03 dBm	-32.03 dB
1.000 GHz	1.700 GHz	1.000 MHz	1.01224 GHz	-46.40 dBm	-33.40 dB
1.755 GHz	3.000 GHz	1.000 MHz	2.11231 GHz	-44.02 dBm	-31.02 dB
3.000 GHz	9.000 GHz	1.000 MHz	6.98901 GHz	-39.51 dBm	-26.51 dB
9.000 GHz	13.000 GHz	1.000 MHz	10.63237 GHz	-39.87 dBm	-26.87 dB
13.000 GHz	18.000 GHz	1.000 MHz	15.74476 GHz	-35.94 dBm	-22.94 dB

Band :	LTE Band 4	Channel :	CH20175 (Middle)
Band Width :	3MHz		

QPSK (RB Size 1, RB Offset 0)

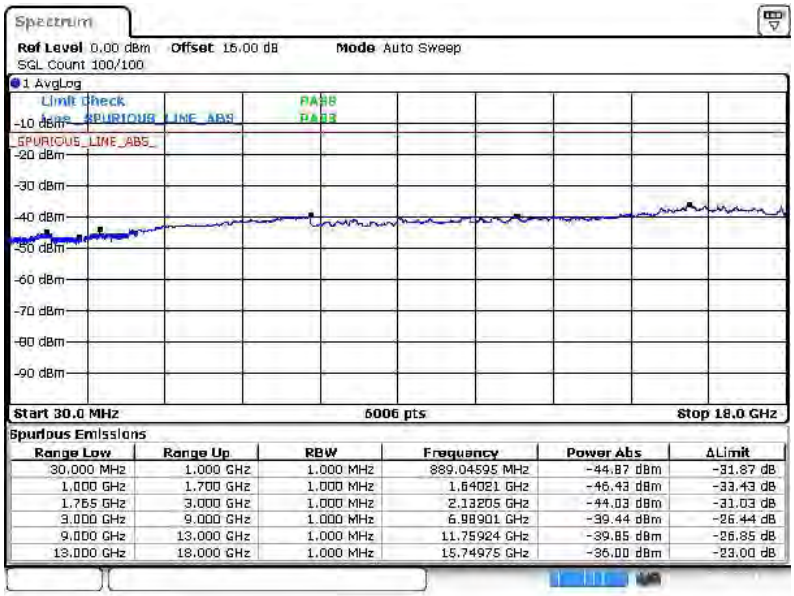

Spurious Emissions

Range Low	Range Up	RBW	Frequency	Power Abs	ΔLimit
30.000 MHz	1.000 GHz	1.000 MHz	889.04595 MHz	-44.87 dBm	-31.87 dB
1.000 GHz	1.700 GHz	1.000 MHz	1.64021 GHz	-46.43 dBm	-33.43 dB
1.755 GHz	3.000 GHz	1.000 MHz	2.13205 GHz	-44.03 dBm	-31.03 dB
3.000 GHz	9.000 GHz	1.000 MHz	6.98901 GHz	-39.44 dBm	-26.44 dB
9.000 GHz	13.000 GHz	1.000 MHz	11.75924 GHz	-39.85 dBm	-26.85 dB
13.000 GHz	18.000 GHz	1.000 MHz	15.74975 GHz	-36.00 dBm	-23.00 dB

16QAM (RB Size 1, RB Offset 0)

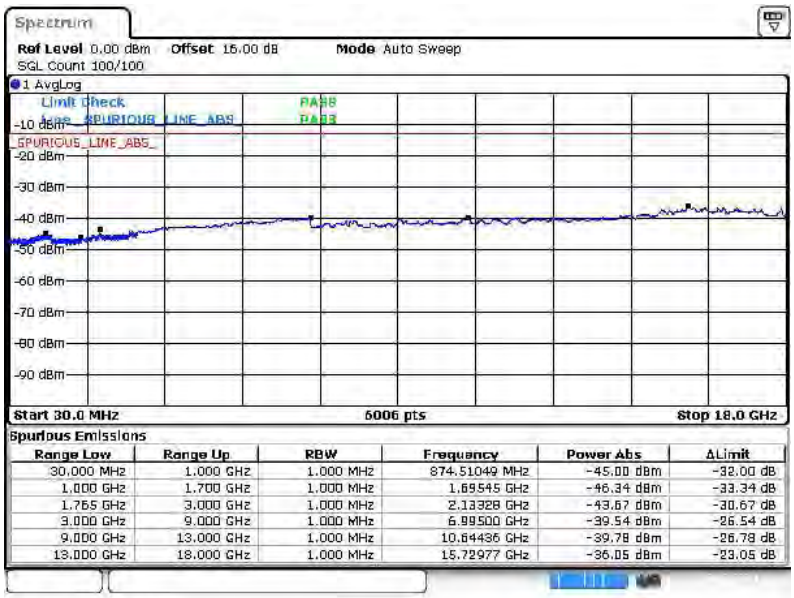

Spurious Emissions

Range Low	Range Up	RBW	Frequency	Power Abs	ΔLimit
30.000 MHz	1.000 GHz	1.000 MHz	874.51049 MHz	-45.00 dBm	-32.00 dB
1.000 GHz	1.700 GHz	1.000 MHz	1.69545 GHz	-46.34 dBm	-33.34 dB
1.755 GHz	3.000 GHz	1.000 MHz	2.13328 GHz	-43.67 dBm	-30.67 dB
3.000 GHz	9.000 GHz	1.000 MHz	6.99500 GHz	-39.54 dBm	-26.54 dB
9.000 GHz	13.000 GHz	1.000 MHz	10.64436 GHz	-39.78 dBm	-26.78 dB
13.000 GHz	18.000 GHz	1.000 MHz	15.72977 GHz	-36.05 dBm	-23.05 dB

Band :	LTE Band 4	Channel :	CH20385 (High)
Band Width :	3MHz		

QPSK (RB Size 1, RB Offset 0)

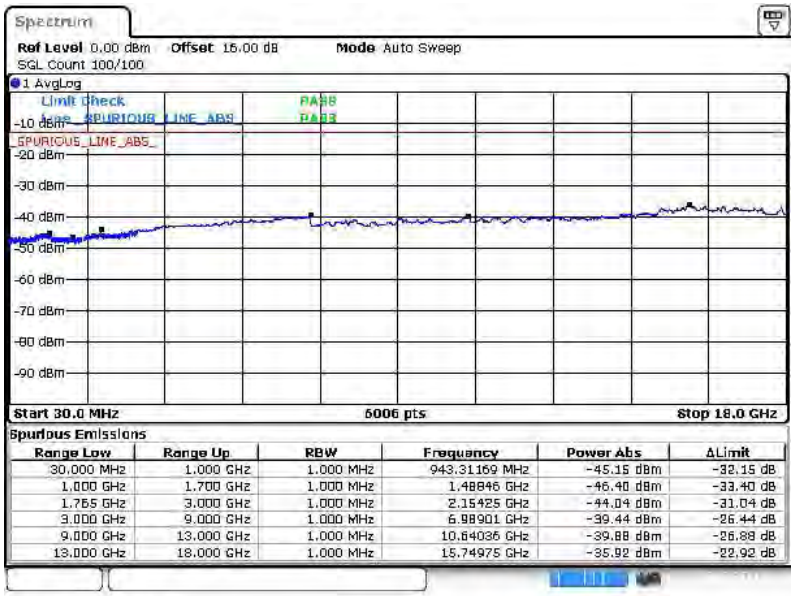

Spurious Emissions

Range Low	Range Up	RBW	Frequency	Power Abs	ΔLimit
30.000 MHz	1.000 GHz	1.000 MHz	943.31169 MHz	-45.15 dBm	-32.15 dB
1.000 GHz	1.700 GHz	1.000 MHz	1.48846 GHz	-46.40 dBm	-33.40 dB
1.755 GHz	3.000 GHz	1.000 MHz	2.15425 GHz	-44.04 dBm	-31.04 dB
3.000 GHz	9.000 GHz	1.000 MHz	6.98901 GHz	-39.44 dBm	-26.44 dB
9.000 GHz	13.000 GHz	1.000 MHz	10.64036 GHz	-39.88 dBm	-26.88 dB
13.000 GHz	18.000 GHz	1.000 MHz	15.74975 GHz	-35.92 dBm	-22.92 dB

16QAM (RB Size 1, RB Offset 0)

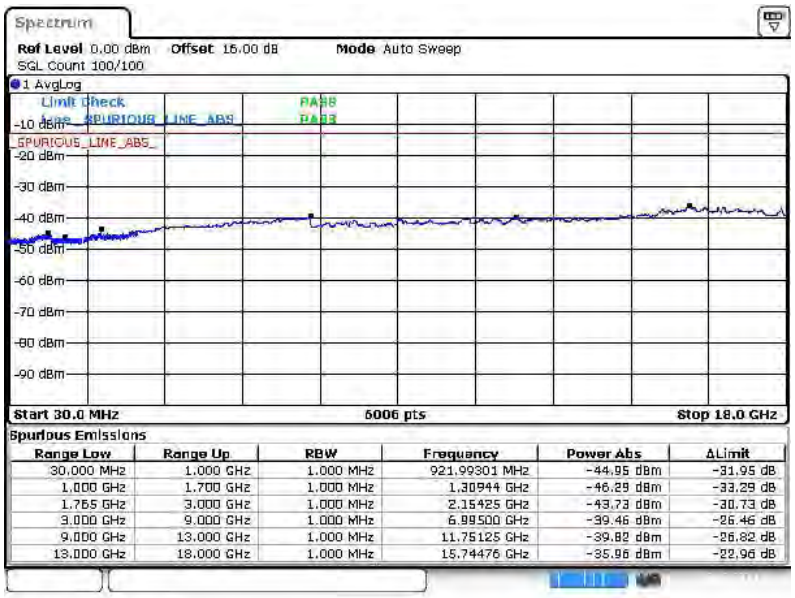

Spurious Emissions

Range Low	Range Up	RBW	Frequency	Power Abs	ΔLimit
30.000 MHz	1.000 GHz	1.000 MHz	921.99301 MHz	-44.95 dBm	-31.95 dB
1.000 GHz	1.700 GHz	1.000 MHz	1.30944 GHz	-46.29 dBm	-33.29 dB
1.755 GHz	3.000 GHz	1.000 MHz	2.15425 GHz	-43.73 dBm	-30.73 dB
3.000 GHz	9.000 GHz	1.000 MHz	6.99500 GHz	-39.46 dBm	-26.46 dB
9.000 GHz	13.000 GHz	1.000 MHz	11.75125 GHz	-39.82 dBm	-26.82 dB
13.000 GHz	18.000 GHz	1.000 MHz	15.74476 GHz	-35.96 dBm	-22.96 dB

Band :	LTE Band 4	Channel :	CH19975 (Low)
Band Width :	5MHz		

QPSK (RB Size 1, RB Offset 0)

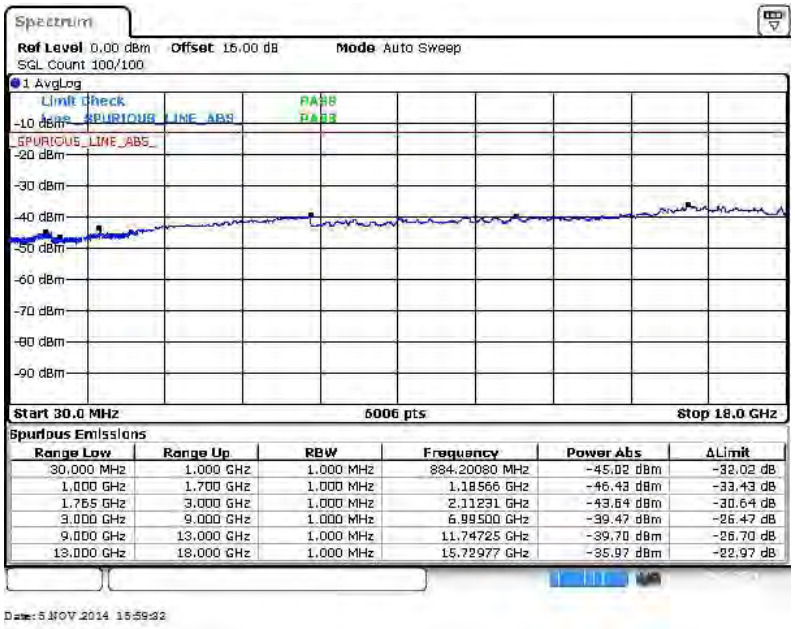

Spurious Emissions

Range Low	Range Up	RBW	Frequency	Power Abs	ΔLimit
30.000 MHz	1.000 GHz	1.000 MHz	884.20080 MHz	-45.02 dBm	-32.02 dB
1.000 GHz	1.700 GHz	1.000 MHz	1.18566 GHz	-46.43 dBm	-33.43 dB
1.755 GHz	3.000 GHz	1.000 MHz	2.11231 GHz	-43.64 dBm	-30.64 dB
3.000 GHz	9.000 GHz	1.000 MHz	6.99500 GHz	-39.47 dBm	-26.47 dB
9.000 GHz	13.000 GHz	1.000 MHz	11.74725 GHz	-39.70 dBm	-26.70 dB
13.000 GHz	18.000 GHz	1.000 MHz	15.72977 GHz	-35.97 dBm	-22.97 dB

16QAM (RB Size 1, RB Offset 0)

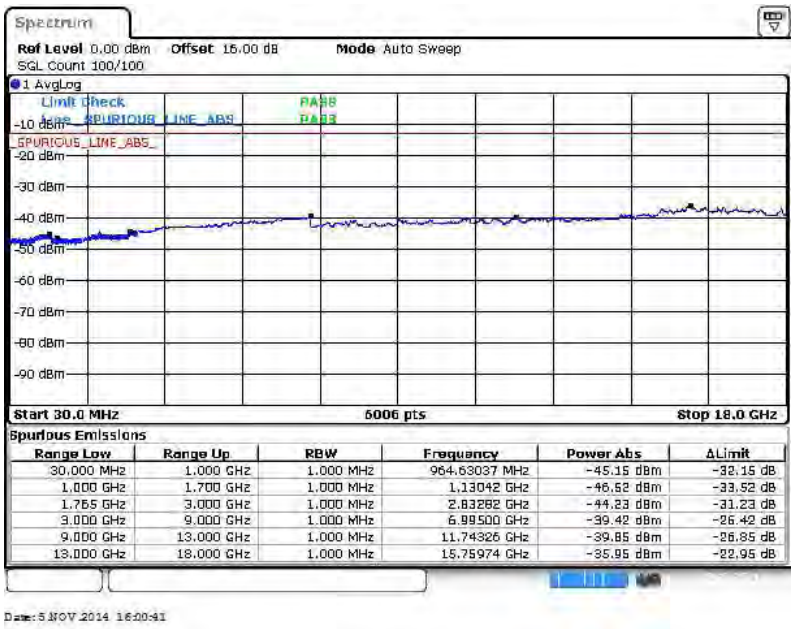

Spurious Emissions

Range Low	Range Up	RBW	Frequency	Power Abs	ΔLimit
30.000 MHz	1.000 GHz	1.000 MHz	964.63037 MHz	-45.15 dBm	-32.15 dB
1.000 GHz	1.700 GHz	1.000 MHz	1.13042 GHz	-46.52 dBm	-33.52 dB
1.755 GHz	3.000 GHz	1.000 MHz	2.83282 GHz	-44.23 dBm	-31.23 dB
3.000 GHz	9.000 GHz	1.000 MHz	6.99500 GHz	-39.42 dBm	-26.42 dB
9.000 GHz	13.000 GHz	1.000 MHz	11.74326 GHz	-39.85 dBm	-26.85 dB
13.000 GHz	18.000 GHz	1.000 MHz	15.75974 GHz	-35.95 dBm	-22.95 dB

Band :	LTE Band 4	Channel :	CH20175 (Middle)
Band Width :	5MHz		

QPSK (RB Size 1, RB Offset 0)

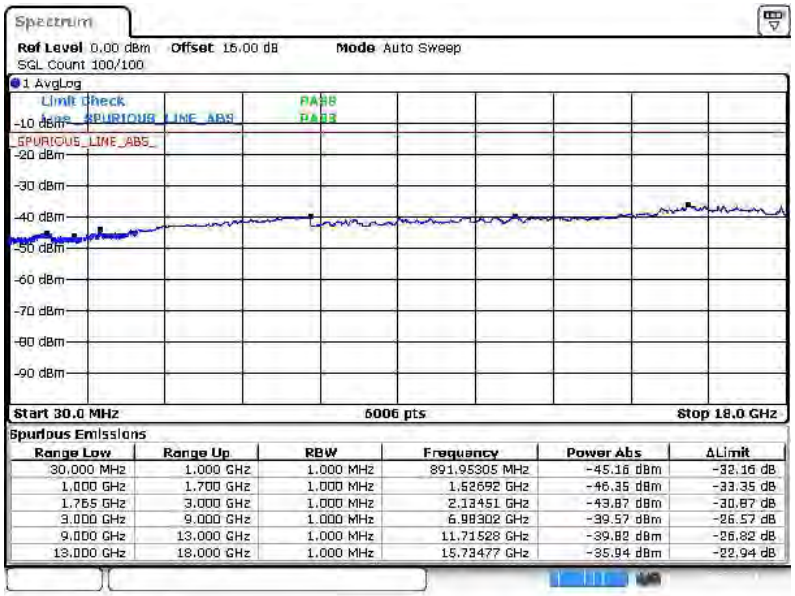

Spurious Emissions

Range Low	Range Up	RBW	Frequency	Power Abs	ΔLimit
30.000 MHz	1.000 GHz	1.000 MHz	891.95305 MHz	-45.16 dBm	-32.16 dB
1.000 GHz	1.700 GHz	1.000 MHz	1.52692 GHz	-46.35 dBm	-33.35 dB
1.755 GHz	3.000 GHz	1.000 MHz	2.13451 GHz	-43.87 dBm	-30.87 dB
3.000 GHz	9.000 GHz	1.000 MHz	6.98302 GHz	-39.57 dBm	-26.57 dB
9.000 GHz	13.000 GHz	1.000 MHz	11.71528 GHz	-39.82 dBm	-26.82 dB
13.000 GHz	18.000 GHz	1.000 MHz	15.73477 GHz	-35.94 dBm	-22.94 dB

16QAM (RB Size 1, RB Offset 0)

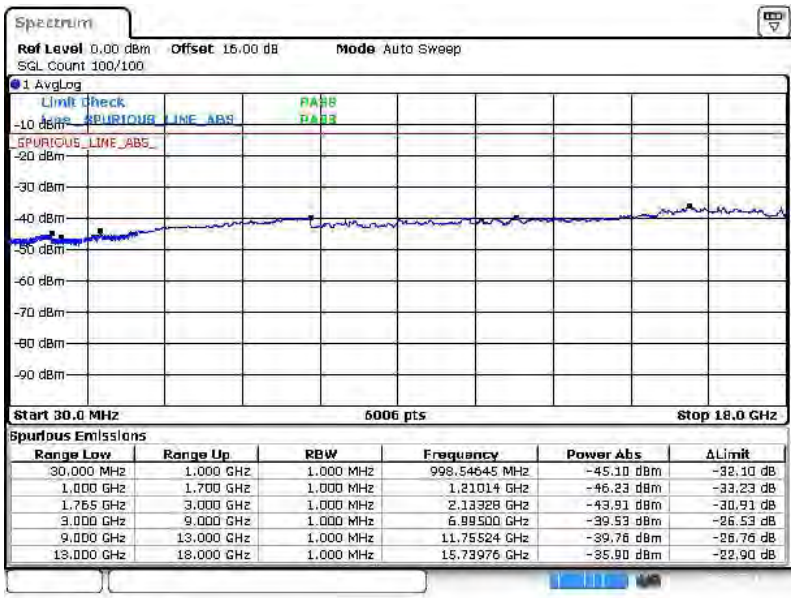

Spurious Emissions

Range Low	Range Up	RBW	Frequency	Power Abs	ΔLimit
30.000 MHz	1.000 GHz	1.000 MHz	998.54645 MHz	-45.10 dBm	-32.10 dB
1.000 GHz	1.700 GHz	1.000 MHz	1.21014 GHz	-46.23 dBm	-33.23 dB
1.755 GHz	3.000 GHz	1.000 MHz	2.13328 GHz	-43.91 dBm	-30.91 dB
3.000 GHz	9.000 GHz	1.000 MHz	6.99500 GHz	-39.53 dBm	-26.53 dB
9.000 GHz	13.000 GHz	1.000 MHz	11.75524 GHz	-39.76 dBm	-26.76 dB
13.000 GHz	18.000 GHz	1.000 MHz	15.73976 GHz	-35.90 dBm	-22.90 dB

Band :	LTE Band 4	Channel :	CH20375 (High)
Band Width :	5MHz		

QPSK (RB Size 1, RB Offset 0)

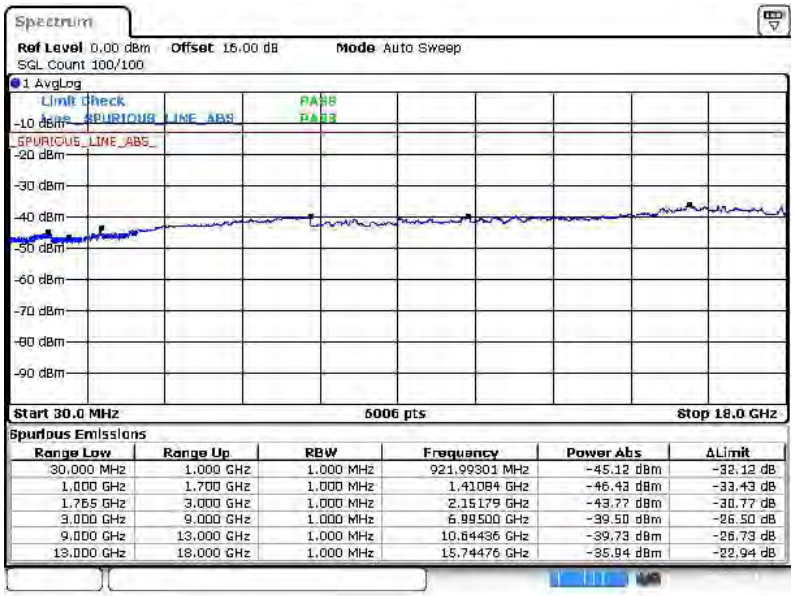

16QAM (RB Size 1, RB Offset 0)

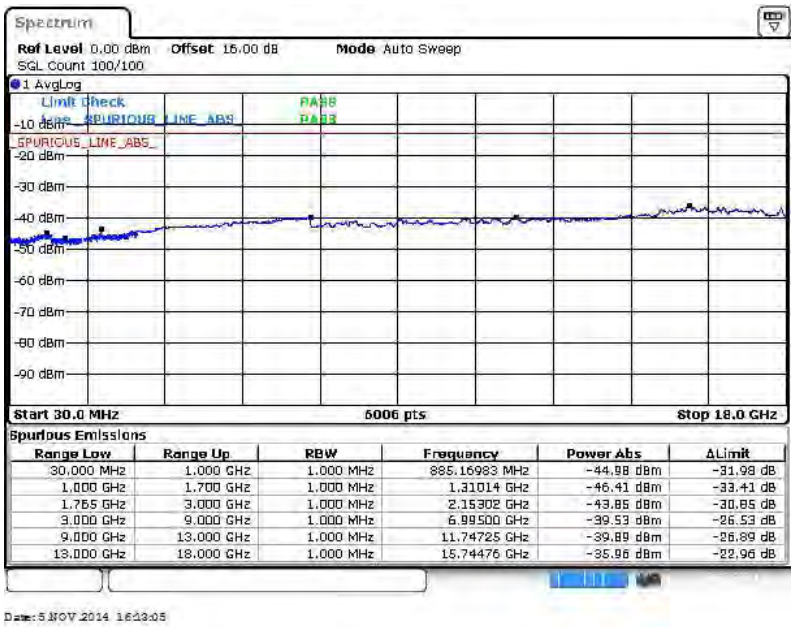

Band :	LTE Band 4	Channel :	CH20000 (Low)
Band Width :	10MHz		

QPSK (RB Size 1, RB Offset 0)

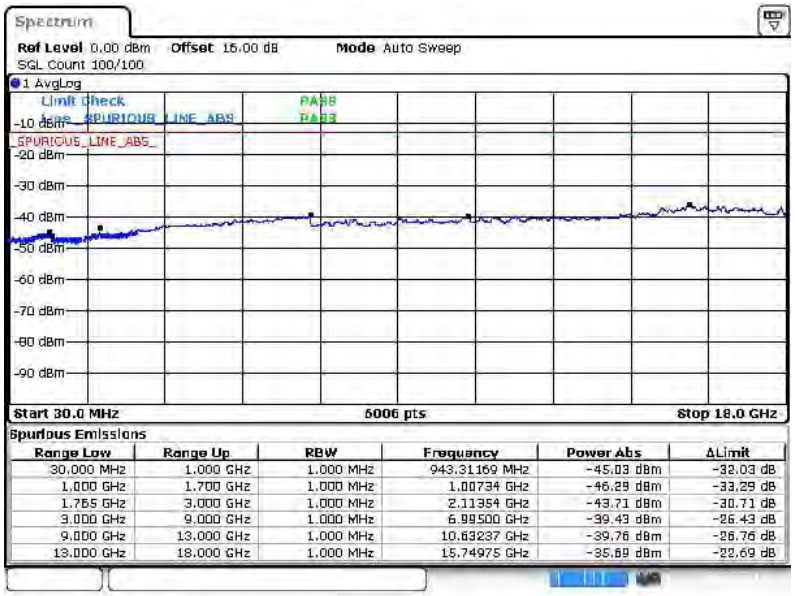

Spurious Emissions

Range Low	Range Up	RBW	Frequency	Power Abs	ΔLimit
30.000 MHz	1.000 GHz	1.000 MHz	943.31169 MHz	-45.03 dBm	-32.03 dB
1.000 GHz	1.700 GHz	1.000 MHz	1.00734 GHz	-46.29 dBm	-33.29 dB
1.755 GHz	3.000 GHz	1.000 MHz	2.11354 GHz	-43.71 dBm	-30.71 dB
3.000 GHz	9.000 GHz	1.000 MHz	6.99500 GHz	-39.43 dBm	-26.43 dB
9.000 GHz	13.000 GHz	1.000 MHz	10.63237 GHz	-39.76 dBm	-26.76 dB
13.000 GHz	18.000 GHz	1.000 MHz	15.74975 GHz	-35.69 dBm	-22.69 dB

16QAM (RB Size 1, RB Offset 0)

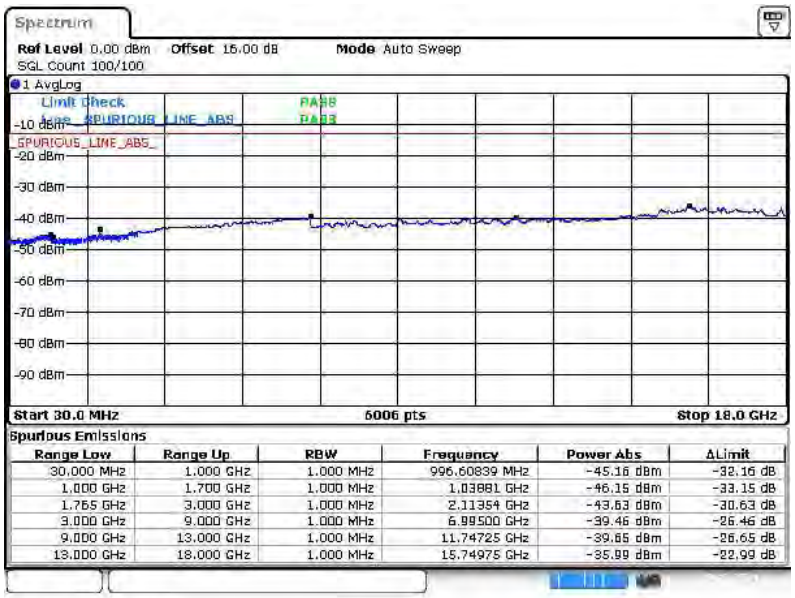

Spurious Emissions

Range Low	Range Up	RBW	Frequency	Power Abs	ΔLimit
30.000 MHz	1.000 GHz	1.000 MHz	996.60839 MHz	-45.16 dBm	-32.16 dB
1.000 GHz	1.700 GHz	1.000 MHz	1.03881 GHz	-46.15 dBm	-33.15 dB
1.755 GHz	3.000 GHz	1.000 MHz	2.11354 GHz	-43.63 dBm	-30.63 dB
3.000 GHz	9.000 GHz	1.000 MHz	6.99500 GHz	-39.46 dBm	-26.46 dB
9.000 GHz	13.000 GHz	1.000 MHz	11.74725 GHz	-39.65 dBm	-26.65 dB
13.000 GHz	18.000 GHz	1.000 MHz	15.74975 GHz	-35.99 dBm	-22.99 dB

Band :	LTE Band 4	Channel :	CH20175 (Middle)
Band Width :	10MHz		

QPSK (RB Size 1, RB Offset 0)

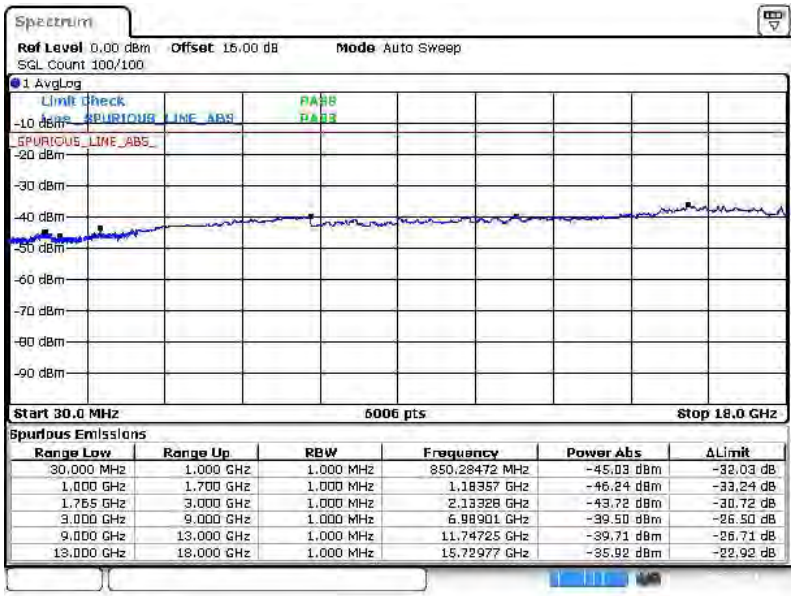

Spurious Emissions

Range Low	Range Up	RBW	Frequency	Power Abs	ΔLimit
30.000 MHz	1.000 GHz	1.000 MHz	850.28472 MHz	-45.03 dBm	-32.03 dB
1.000 GHz	1.700 GHz	1.000 MHz	1.18357 GHz	-46.24 dBm	-33.24 dB
1.755 GHz	3.000 GHz	1.000 MHz	2.13328 GHz	-43.72 dBm	-30.72 dB
3.000 GHz	9.000 GHz	1.000 MHz	6.98901 GHz	-39.50 dBm	-26.50 dB
9.000 GHz	13.000 GHz	1.000 MHz	11.74725 GHz	-39.71 dBm	-26.71 dB
13.000 GHz	18.000 GHz	1.000 MHz	15.72977 GHz	-35.92 dBm	-22.92 dB

16QAM (RB Size 1, RB Offset 0)

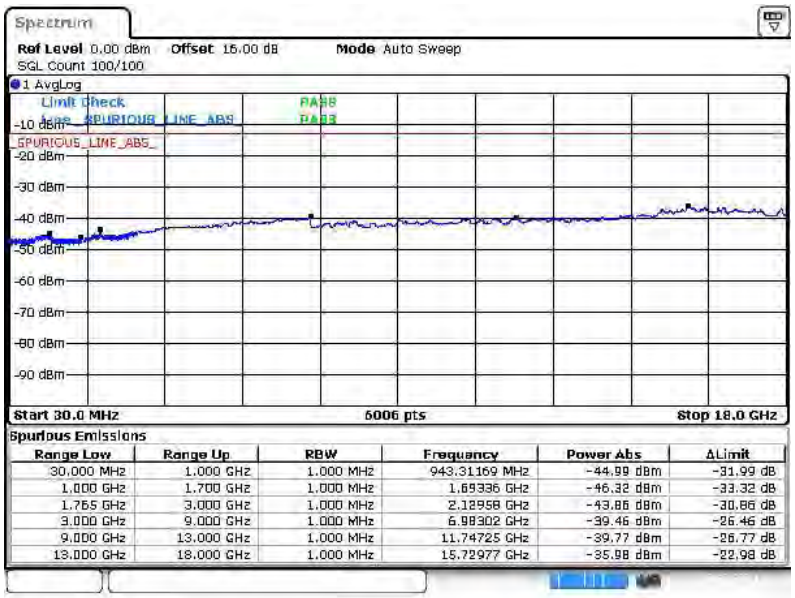

Spurious Emissions

Range Low	Range Up	RBW	Frequency	Power Abs	ΔLimit
30.000 MHz	1.000 GHz	1.000 MHz	943.31169 MHz	-44.99 dBm	-31.99 dB
1.000 GHz	1.700 GHz	1.000 MHz	1.69336 GHz	-46.32 dBm	-33.32 dB
1.755 GHz	3.000 GHz	1.000 MHz	2.12958 GHz	-43.86 dBm	-30.86 dB
3.000 GHz	9.000 GHz	1.000 MHz	6.98302 GHz	-39.46 dBm	-26.46 dB
9.000 GHz	13.000 GHz	1.000 MHz	11.74725 GHz	-39.77 dBm	-26.77 dB
13.000 GHz	18.000 GHz	1.000 MHz	15.72977 GHz	-35.98 dBm	-22.98 dB

Band :	LTE Band 4	Channel :	CH20350 (High)
Band Width :	10MHz		

QPSK (RB Size 1, RB Offset 0)

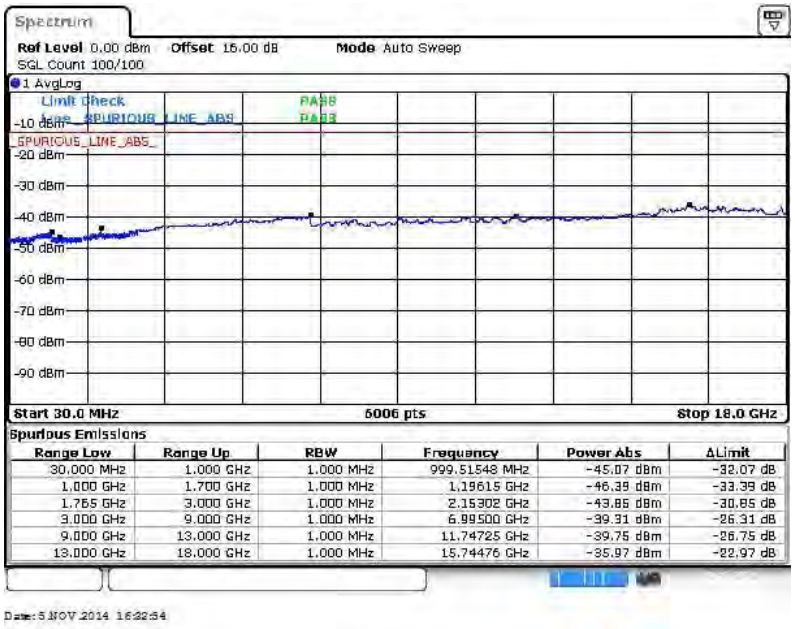

Spurious Emissions

Range Low	Range Up	RBW	Frequency	Power Abs	ΔLimit
30.000 MHz	1.000 GHz	1.000 MHz	999.51548 MHz	-45.07 dBm	-32.07 dB
1.000 GHz	1.700 GHz	1.000 MHz	1.19615 GHz	-46.39 dBm	-33.39 dB
1.755 GHz	3.000 GHz	1.000 MHz	2.15302 GHz	-43.85 dBm	-30.85 dB
3.000 GHz	9.000 GHz	1.000 MHz	6.99500 GHz	-39.31 dBm	-26.31 dB
9.000 GHz	13.000 GHz	1.000 MHz	11.74725 GHz	-39.75 dBm	-26.75 dB
13.000 GHz	18.000 GHz	1.000 MHz	15.74476 GHz	-35.97 dBm	-22.97 dB

16QAM (RB Size 1, RB Offset 0)

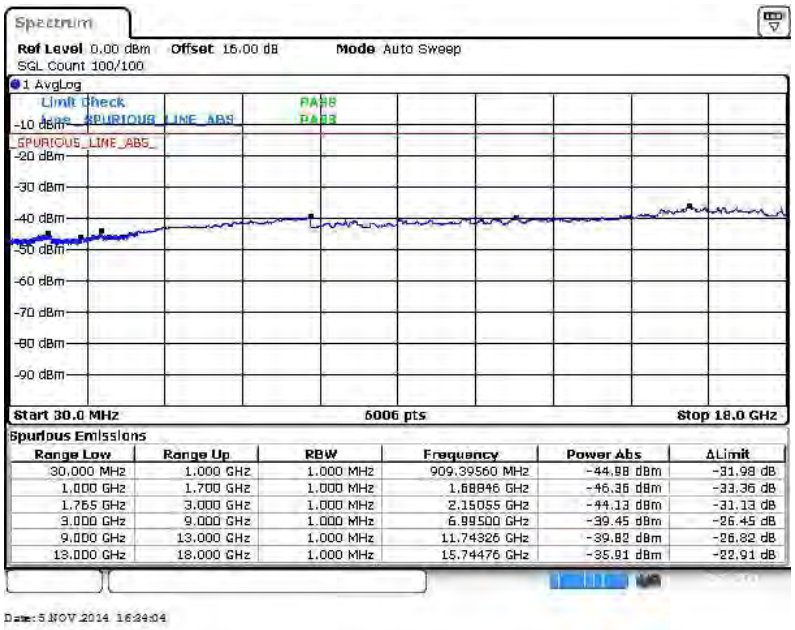

Spurious Emissions

Range Low	Range Up	RBW	Frequency	Power Abs	ΔLimit
30.000 MHz	1.000 GHz	1.000 MHz	909.39560 MHz	-44.98 dBm	-31.98 dB
1.000 GHz	1.700 GHz	1.000 MHz	1.68846 GHz	-46.36 dBm	-33.36 dB
1.755 GHz	3.000 GHz	1.000 MHz	2.15055 GHz	-44.13 dBm	-31.13 dB
3.000 GHz	9.000 GHz	1.000 MHz	6.99500 GHz	-39.45 dBm	-26.45 dB
9.000 GHz	13.000 GHz	1.000 MHz	11.74326 GHz	-39.82 dBm	-26.82 dB
13.000 GHz	18.000 GHz	1.000 MHz	15.74476 GHz	-35.91 dBm	-22.91 dB

Band :	LTE Band 4	Channel :	CH20025 (Low)
Band Width :	15MHz		

QPSK (RB Size 1, RB Offset 0)

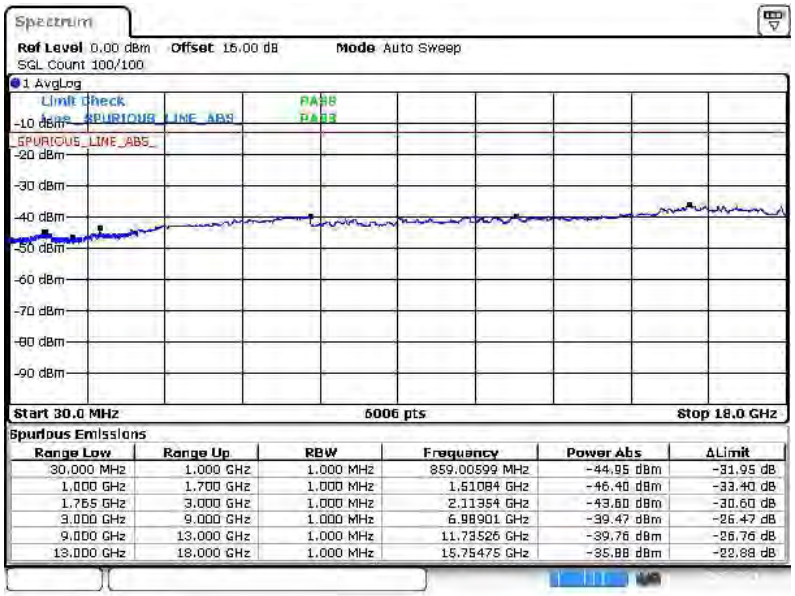

Spurious Emissions

Range Low	Range Up	RBW	Frequency	Power Abs	ΔLimit
30.000 MHz	1.000 GHz	1.000 MHz	859.00599 MHz	-44.95 dBm	-31.95 dB
1.000 GHz	1.700 GHz	1.000 MHz	1.51084 GHz	-46.40 dBm	-33.40 dB
1.755 GHz	3.000 GHz	1.000 MHz	2.11354 GHz	-43.60 dBm	-30.60 dB
3.000 GHz	9.000 GHz	1.000 MHz	6.98901 GHz	-39.47 dBm	-26.47 dB
9.000 GHz	13.000 GHz	1.000 MHz	11.73526 GHz	-39.76 dBm	-26.76 dB
13.000 GHz	18.000 GHz	1.000 MHz	15.75475 GHz	-35.88 dBm	-22.88 dB

16QAM (RB Size 1, RB Offset 0)

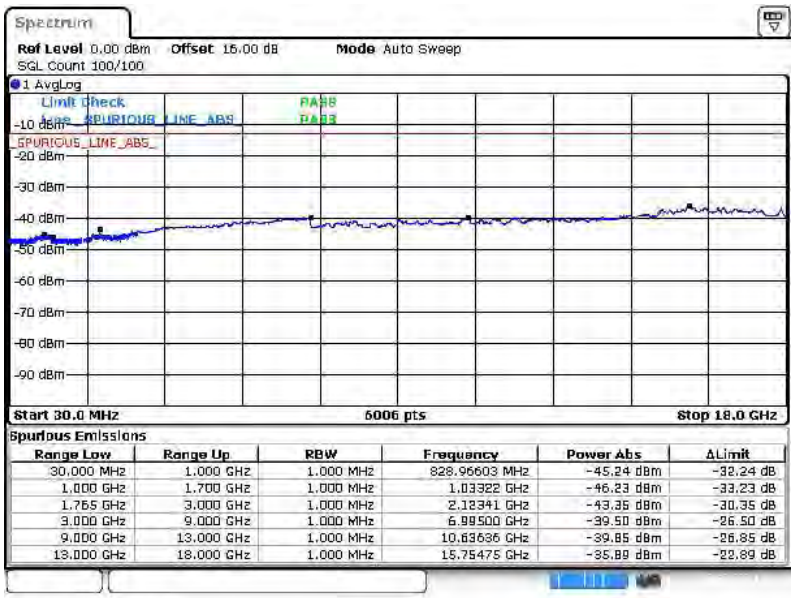

Spurious Emissions

Range Low	Range Up	RBW	Frequency	Power Abs	ΔLimit
30.000 MHz	1.000 GHz	1.000 MHz	828.96603 MHz	-45.24 dBm	-32.24 dB
1.000 GHz	1.700 GHz	1.000 MHz	1.03322 GHz	-46.23 dBm	-33.23 dB
1.755 GHz	3.000 GHz	1.000 MHz	2.12341 GHz	-43.35 dBm	-30.35 dB
3.000 GHz	9.000 GHz	1.000 MHz	6.99500 GHz	-39.50 dBm	-26.50 dB
9.000 GHz	13.000 GHz	1.000 MHz	10.63636 GHz	-39.85 dBm	-26.85 dB
13.000 GHz	18.000 GHz	1.000 MHz	15.75475 GHz	-35.89 dBm	-22.89 dB

Band :	LTE Band 4	Channel :	CH20175 (Middle)
Band Width :	15MHz		

QPSK (RB Size 1, RB Offset 0)

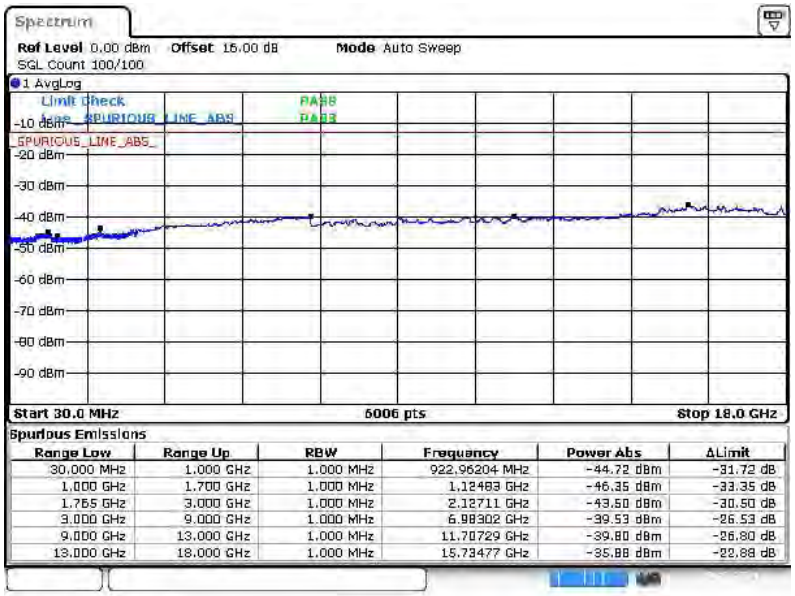

Spurious Emissions

Range Low	Range Up	RBW	Frequency	Power Abs	ΔLimit
30.000 MHz	1.000 GHz	1.000 MHz	922.96204 MHz	-44.72 dBm	-31.72 dB
1.000 GHz	1.700 GHz	1.000 MHz	1.12483 GHz	-46.35 dBm	-33.35 dB
1.755 GHz	3.000 GHz	1.000 MHz	2.12711 GHz	-43.50 dBm	-30.50 dB
3.000 GHz	9.000 GHz	1.000 MHz	6.98302 GHz	-39.53 dBm	-26.53 dB
9.000 GHz	13.000 GHz	1.000 MHz	11.70729 GHz	-39.80 dBm	-26.80 dB
13.000 GHz	18.000 GHz	1.000 MHz	15.73477 GHz	-35.88 dBm	-22.88 dB

16QAM (RB Size 1, RB Offset 0)

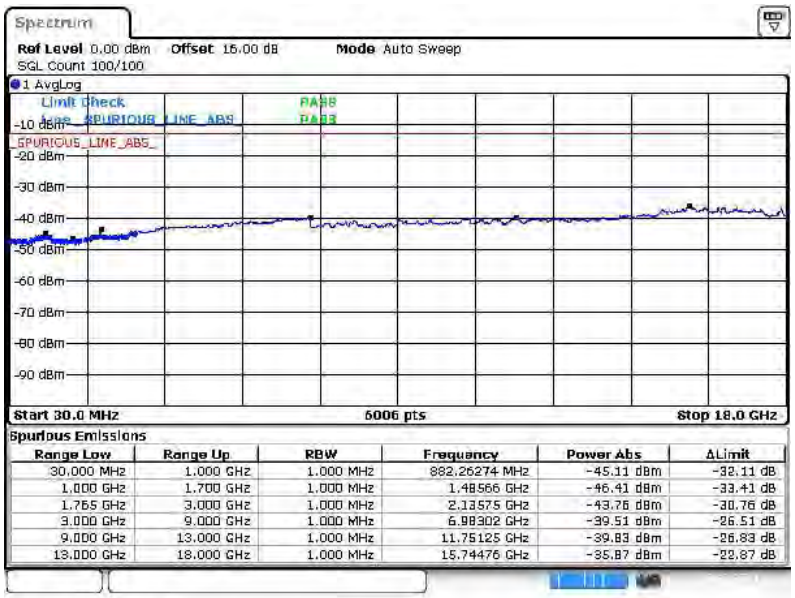

Spurious Emissions

Range Low	Range Up	RBW	Frequency	Power Abs	ΔLimit
30.000 MHz	1.000 GHz	1.000 MHz	882.26274 MHz	-45.11 dBm	-32.11 dB
1.000 GHz	1.700 GHz	1.000 MHz	1.48566 GHz	-46.41 dBm	-33.41 dB
1.755 GHz	3.000 GHz	1.000 MHz	2.13575 GHz	-43.76 dBm	-30.76 dB
3.000 GHz	9.000 GHz	1.000 MHz	6.98302 GHz	-39.51 dBm	-26.51 dB
9.000 GHz	13.000 GHz	1.000 MHz	11.75125 GHz	-39.83 dBm	-26.83 dB
13.000 GHz	18.000 GHz	1.000 MHz	15.74476 GHz	-35.87 dBm	-22.87 dB

Band :	LTE Band 4	Channel :	CH20325 (High)
Band Width :	15MHz		

QPSK (RB Size 1, RB Offset 0)

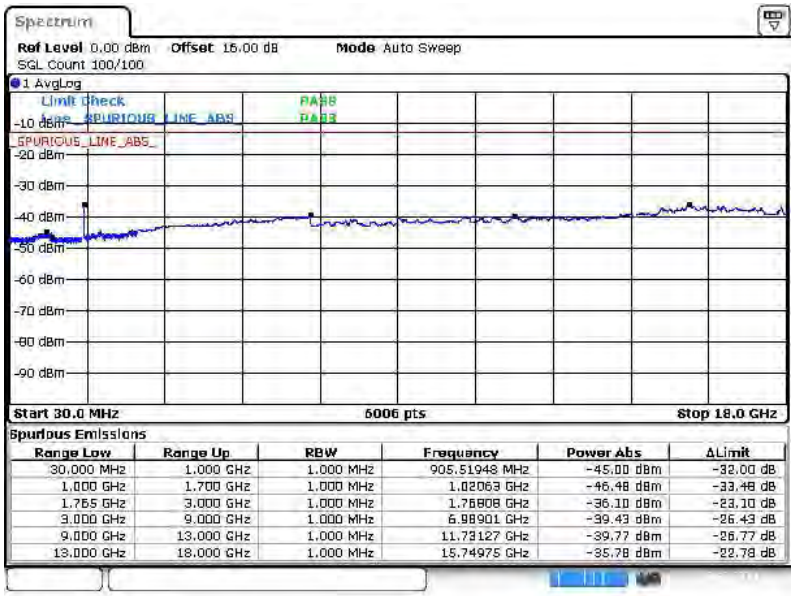

Spurious Emissions

Range Low	Range Up	RBW	Frequency	Power Abs	ΔLimit
30.000 MHz	1.000 GHz	1.000 MHz	905.51948 MHz	-45.00 dBm	-32.00 dB
1.000 GHz	1.700 GHz	1.000 MHz	1.02063 GHz	-46.48 dBm	-33.48 dB
1.755 GHz	3.000 GHz	1.000 MHz	1.75808 GHz	-36.10 dBm	-23.10 dB
3.000 GHz	9.000 GHz	1.000 MHz	6.98901 GHz	-39.43 dBm	-26.43 dB
9.000 GHz	13.000 GHz	1.000 MHz	11.73127 GHz	-39.77 dBm	-26.77 dB
13.000 GHz	18.000 GHz	1.000 MHz	15.74975 GHz	-35.78 dBm	-22.78 dB

16QAM (RB Size 1, RB Offset 0)

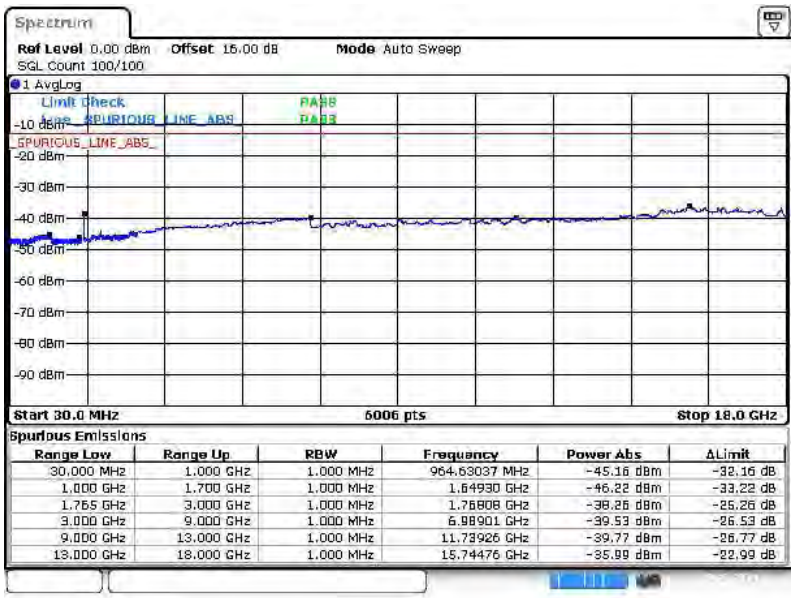

Spurious Emissions

Range Low	Range Up	RBW	Frequency	Power Abs	ΔLimit
30.000 MHz	1.000 GHz	1.000 MHz	964.63037 MHz	-45.16 dBm	-32.16 dB
1.000 GHz	1.700 GHz	1.000 MHz	1.64930 GHz	-46.22 dBm	-33.22 dB
1.755 GHz	3.000 GHz	1.000 MHz	1.75808 GHz	-38.26 dBm	-25.26 dB
3.000 GHz	9.000 GHz	1.000 MHz	6.98901 GHz	-39.53 dBm	-26.53 dB
9.000 GHz	13.000 GHz	1.000 MHz	11.73926 GHz	-39.77 dBm	-26.77 dB
13.000 GHz	18.000 GHz	1.000 MHz	15.74476 GHz	-35.99 dBm	-22.99 dB

Band :	LTE Band 4	Channel :	CH20050 (Low)
Band Width :	20MHz		

QPSK (RB Size 1, RB Offset 0)

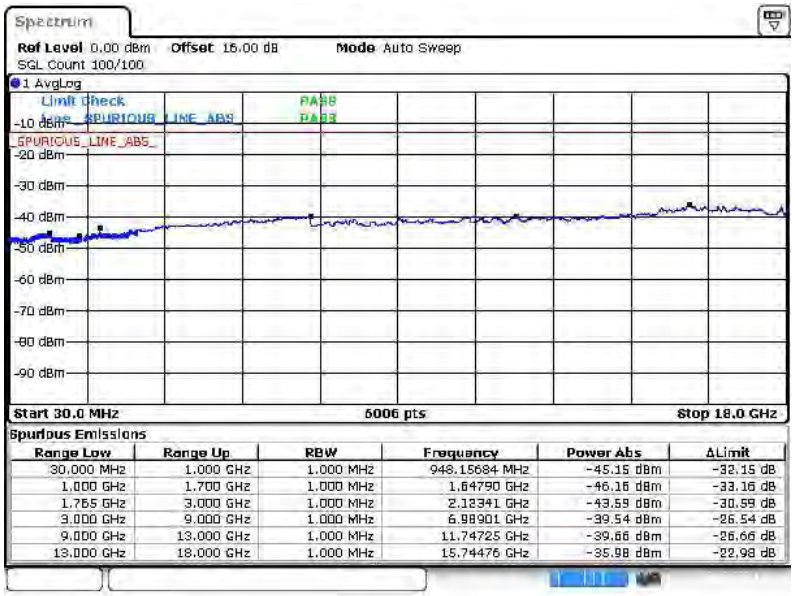

Spurious Emissions

Range Low	Range Up	RBW	Frequency	Power Abs	ΔLimit
30.000 MHz	1.000 GHz	1.000 MHz	948.15684 MHz	-45.15 dBm	-32.15 dB
1.000 GHz	1.700 GHz	1.000 MHz	1.64790 GHz	-46.16 dBm	-33.16 dB
1.765 GHz	3.000 GHz	1.000 MHz	2.12341 GHz	-43.59 dBm	-30.59 dB
3.000 GHz	9.000 GHz	1.000 MHz	6.98901 GHz	-39.54 dBm	-26.54 dB
9.000 GHz	13.000 GHz	1.000 MHz	11.74725 GHz	-39.66 dBm	-26.66 dB
13.000 GHz	18.000 GHz	1.000 MHz	15.74476 GHz	-35.98 dBm	-22.98 dB

16QAM (RB Size 1, RB Offset 0)

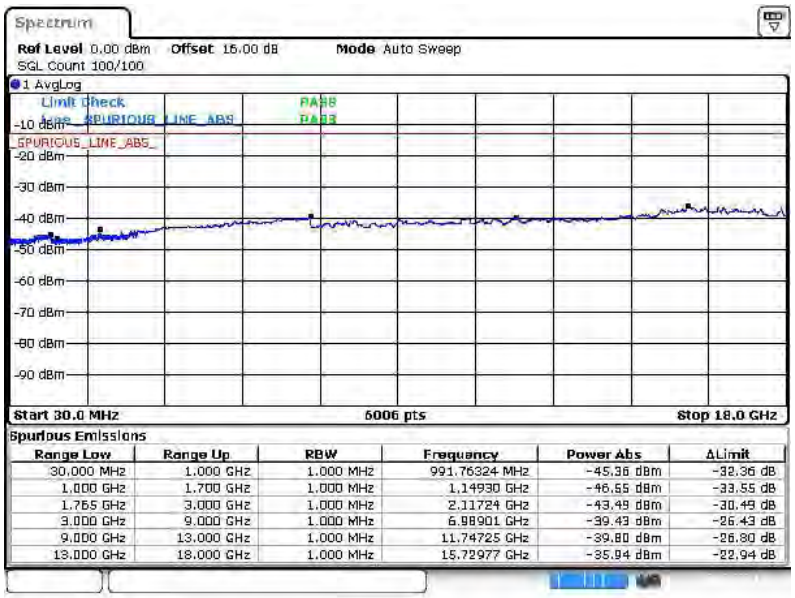

Spurious Emissions

Range Low	Range Up	RBW	Frequency	Power Abs	ΔLimit
30.000 MHz	1.000 GHz	1.000 MHz	991.76324 MHz	-45.36 dBm	-32.36 dB
1.000 GHz	1.700 GHz	1.000 MHz	1.14930 GHz	-46.55 dBm	-33.55 dB
1.765 GHz	3.000 GHz	1.000 MHz	2.11724 GHz	-43.49 dBm	-30.49 dB
3.000 GHz	9.000 GHz	1.000 MHz	6.98901 GHz	-39.43 dBm	-26.43 dB
9.000 GHz	13.000 GHz	1.000 MHz	11.74725 GHz	-39.80 dBm	-26.80 dB
13.000 GHz	18.000 GHz	1.000 MHz	15.72977 GHz	-35.94 dBm	-22.94 dB

Band :	LTE Band 4	Channel :	CH20175 (Middle)
Band Width :	20MHz		

QPSK (RB Size 1, RB Offset 0)

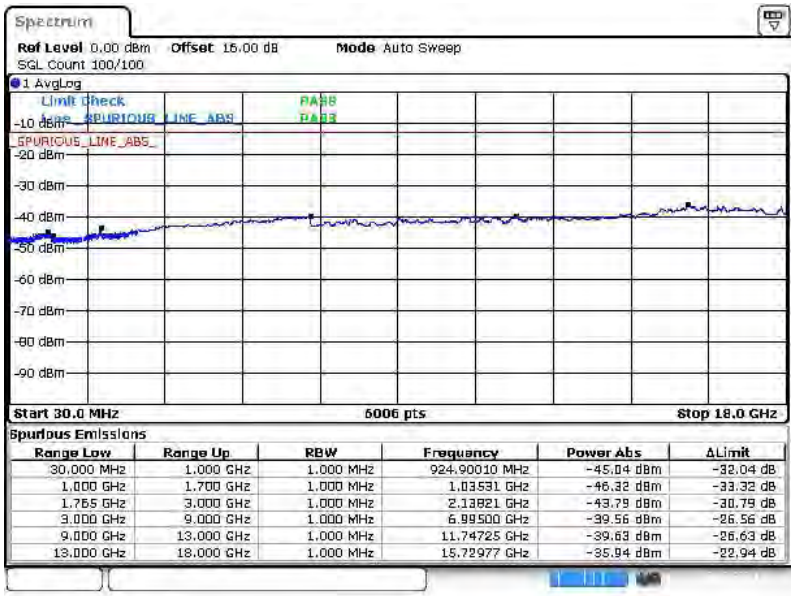

Spurious Emissions

Range Low	Range Up	RBW	Frequency	Power Abs	ΔLimit
30.000 MHz	1.000 GHz	1.000 MHz	924.90010 MHz	-45.04 dBm	-32.04 dB
1.000 GHz	1.700 GHz	1.000 MHz	1.03531 GHz	-46.32 dBm	-33.32 dB
1.755 GHz	3.000 GHz	1.000 MHz	2.13921 GHz	-43.79 dBm	-30.79 dB
3.000 GHz	9.000 GHz	1.000 MHz	6.99500 GHz	-39.56 dBm	-26.56 dB
9.000 GHz	13.000 GHz	1.000 MHz	11.74725 GHz	-39.63 dBm	-26.63 dB
13.000 GHz	18.000 GHz	1.000 MHz	15.72977 GHz	-35.94 dBm	-22.94 dB

16QAM (RB Size 1, RB Offset 0)

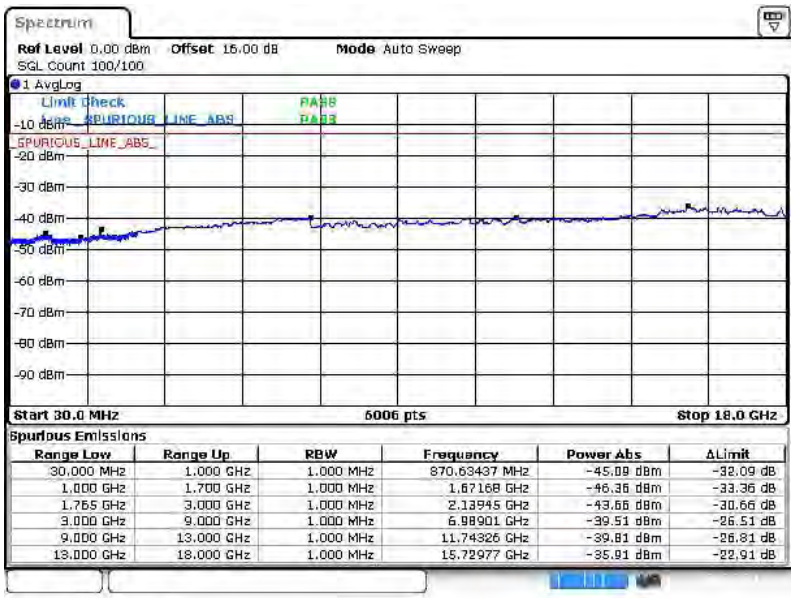

Spurious Emissions

Range Low	Range Up	RBW	Frequency	Power Abs	ΔLimit
30.000 MHz	1.000 GHz	1.000 MHz	870.63437 MHz	-45.09 dBm	-32.09 dB
1.000 GHz	1.700 GHz	1.000 MHz	1.67168 GHz	-46.36 dBm	-33.36 dB
1.755 GHz	3.000 GHz	1.000 MHz	2.13945 GHz	-43.66 dBm	-30.66 dB
3.000 GHz	9.000 GHz	1.000 MHz	6.98901 GHz	-39.51 dBm	-26.51 dB
9.000 GHz	13.000 GHz	1.000 MHz	11.74326 GHz	-39.81 dBm	-26.81 dB
13.000 GHz	18.000 GHz	1.000 MHz	15.72977 GHz	-35.91 dBm	-22.91 dB

Band :	LTE Band 4	Channel :	CH20300 (High)
Band Width :	20MHz		

QPSK (RB Size 1, RB Offset 0)

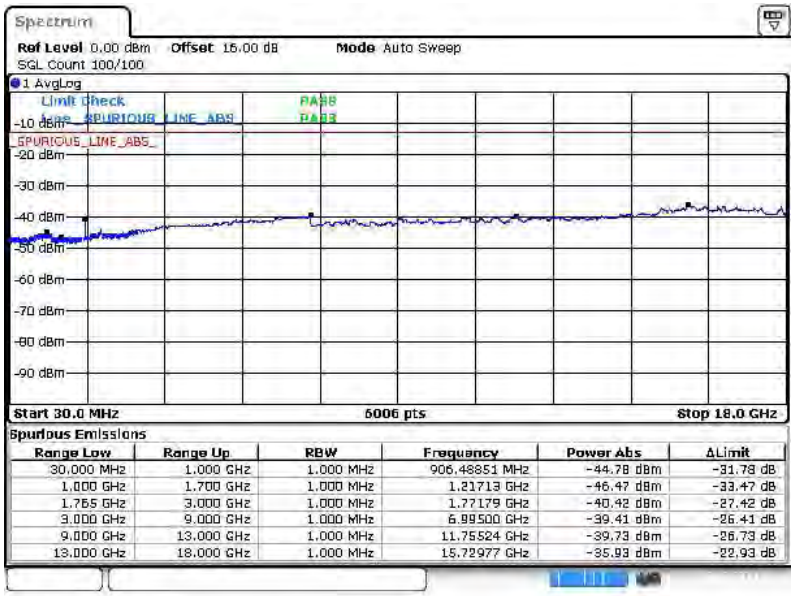

16QAM (RB Size 1, RB Offset 0)

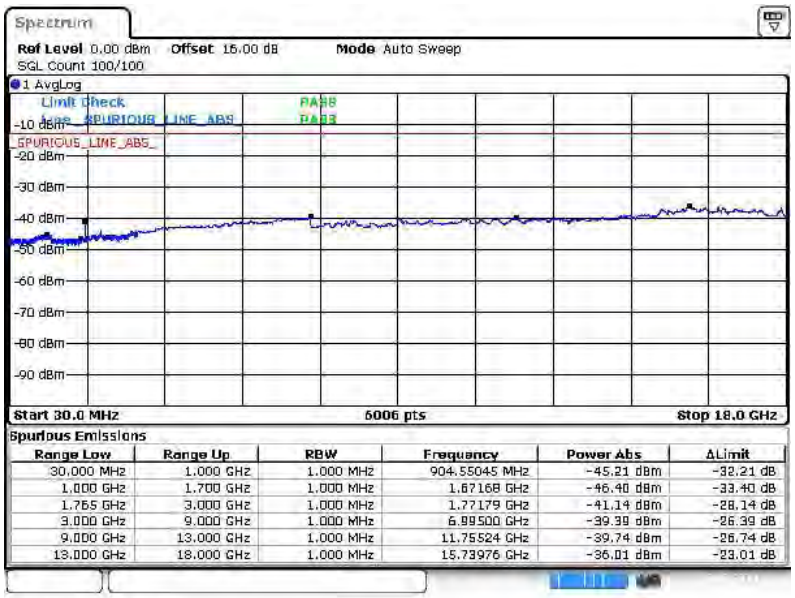

Band :	LTE Band 7	Channel :	CH20775 (Low)
Band Width :	5MHz		

QPSK (RB Size 1, RB Offset 0)

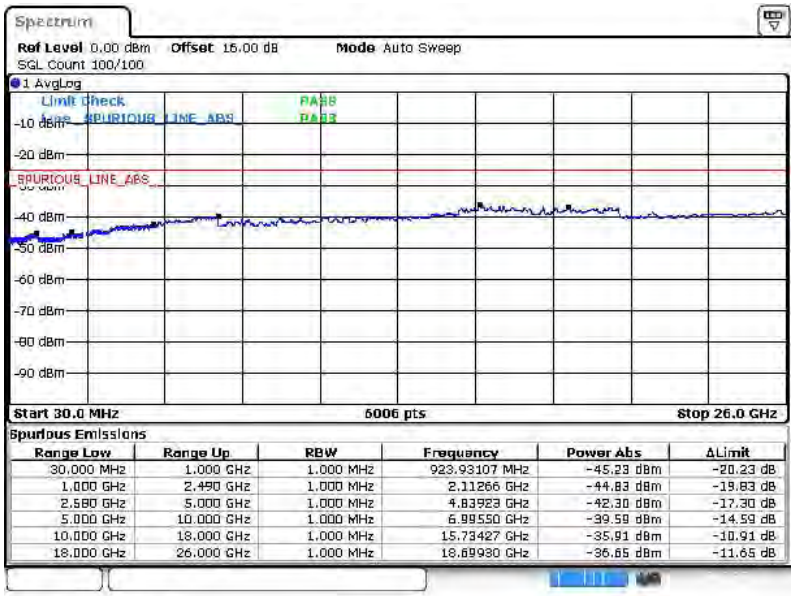

Spurious Emissions

Range Low	Range Up	RBW	Frequency	Power Abs	ΔLimit
30.000 MHz	1.000 GHz	1.000 MHz	923.93107 MHz	-45.23 dBm	-20.23 dB
1.000 GHz	2.490 GHz	1.000 MHz	2.11266 GHz	-44.83 dBm	-19.83 dB
2.580 GHz	5.000 GHz	1.000 MHz	4.83923 GHz	-42.30 dBm	-17.30 dB
5.000 GHz	10.000 GHz	1.000 MHz	6.99550 GHz	-39.59 dBm	-14.59 dB
10.000 GHz	18.000 GHz	1.000 MHz	15.73427 GHz	-35.91 dBm	-10.91 dB
18.000 GHz	26.000 GHz	1.000 MHz	18.69930 GHz	-36.65 dBm	-11.65 dB

Date: 6.NOV.2014 09:50:57

16QAM(RB Size 1, RB Offset 0)

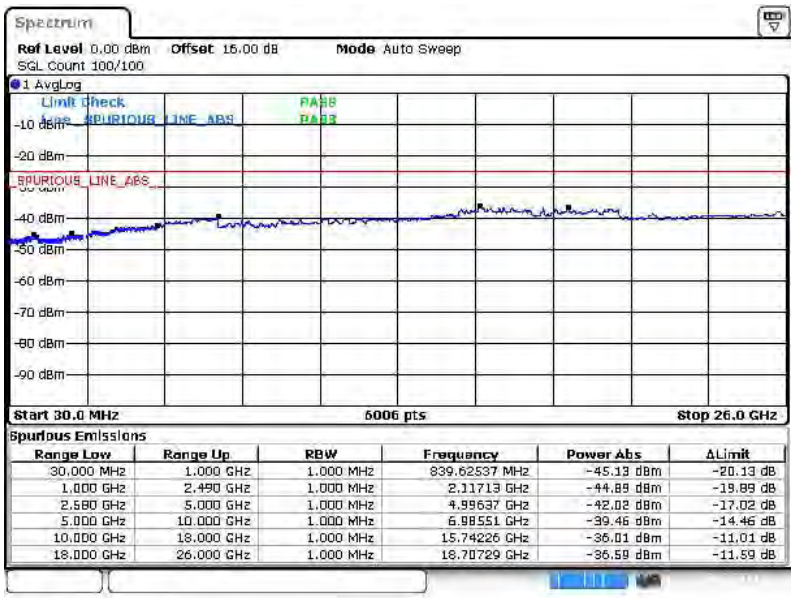

Spurious Emissions

Range Low	Range Up	RBW	Frequency	Power Abs	ΔLimit
30.000 MHz	1.000 GHz	1.000 MHz	839.62537 MHz	-45.13 dBm	-20.13 dB
1.000 GHz	2.490 GHz	1.000 MHz	2.11713 GHz	-44.89 dBm	-19.89 dB
2.580 GHz	5.000 GHz	1.000 MHz	4.99637 GHz	-42.02 dBm	-17.02 dB
5.000 GHz	10.000 GHz	1.000 MHz	6.98551 GHz	-39.46 dBm	-14.46 dB
10.000 GHz	18.000 GHz	1.000 MHz	15.74226 GHz	-36.01 dBm	-11.01 dB
18.000 GHz	26.000 GHz	1.000 MHz	18.70729 GHz	-36.59 dBm	-11.59 dB

Date: 6.NOV.2014 09:52:06

Band :	LTE Band 7	Channel :	CH21100 (Middle)
Band Width :	5MHz		

QPSK (RB Size 1, RB Offset 0)

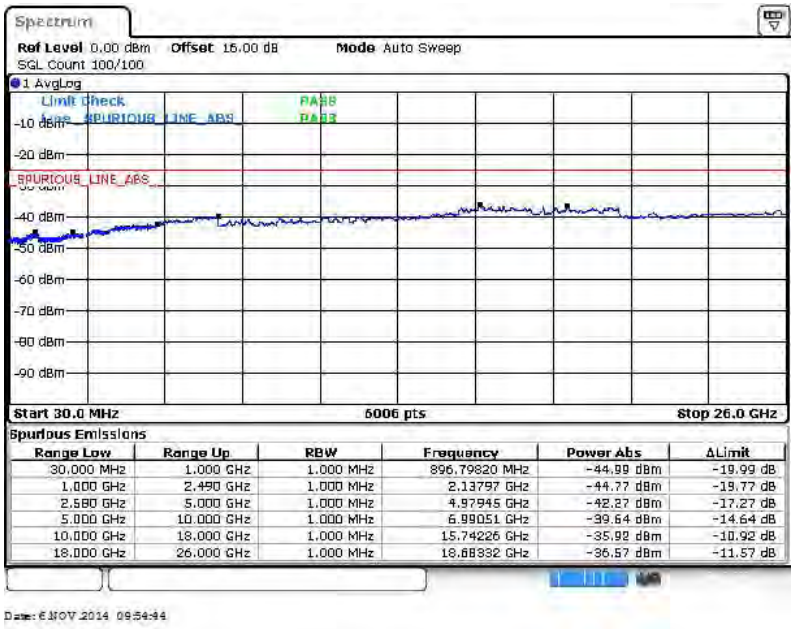

Spurious Emissions

Range Low	Range Up	RBW	Frequency	Power Abs	ΔLimit
30.000 MHz	1.000 GHz	1.000 MHz	896.79820 MHz	-44.99 dBm	-19.99 dB
1.000 GHz	2.490 GHz	1.000 MHz	2.13797 GHz	-44.77 dBm	-19.77 dB
2.580 GHz	5.000 GHz	1.000 MHz	4.97945 GHz	-42.27 dBm	-17.27 dB
5.000 GHz	10.000 GHz	1.000 MHz	6.99051 GHz	-39.64 dBm	-14.64 dB
10.000 GHz	18.000 GHz	1.000 MHz	15.74226 GHz	-35.92 dBm	-10.92 dB
18.000 GHz	26.000 GHz	1.000 MHz	18.68832 GHz	-36.57 dBm	-11.57 dB

16QAM (RB Size 1, RB Offset 0)

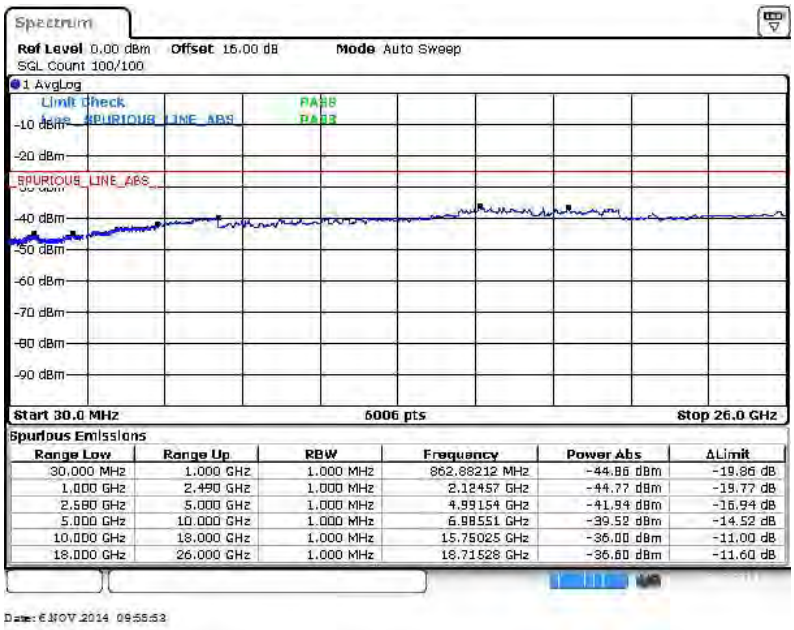

Spurious Emissions

Range Low	Range Up	RBW	Frequency	Power Abs	ΔLimit
30.000 MHz	1.000 GHz	1.000 MHz	862.88212 MHz	-44.86 dBm	-19.86 dB
1.000 GHz	2.490 GHz	1.000 MHz	2.12457 GHz	-44.77 dBm	-19.77 dB
2.580 GHz	5.000 GHz	1.000 MHz	4.99154 GHz	-41.94 dBm	-16.94 dB
5.000 GHz	10.000 GHz	1.000 MHz	6.98551 GHz	-39.52 dBm	-14.52 dB
10.000 GHz	18.000 GHz	1.000 MHz	15.75025 GHz	-36.00 dBm	-11.00 dB
18.000 GHz	26.000 GHz	1.000 MHz	18.71528 GHz	-36.60 dBm	-11.60 dB

Band :	LTE Band 7	Channel :	CH21425 (High)
Band Width :	5MHz		

QPSK (RB Size 1, RB Offset 0)

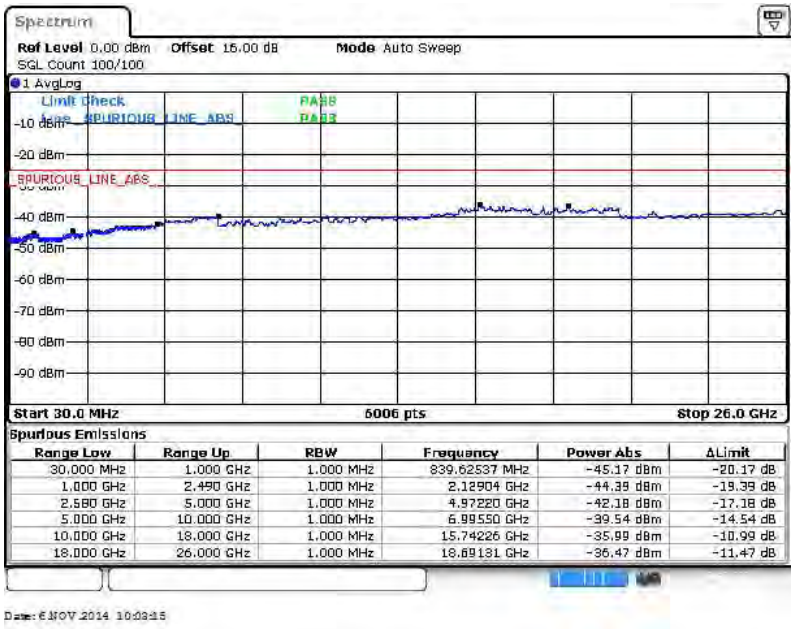

Spurious Emissions

Range Low	Range Up	RBW	Frequency	Power Abs	ΔLimit
30.000 MHz	1.000 GHz	1.000 MHz	839.62537 MHz	-45.17 dBm	-20.17 dB
1.000 GHz	2.490 GHz	1.000 MHz	2.12904 GHz	-44.39 dBm	-19.39 dB
2.580 GHz	5.000 GHz	1.000 MHz	4.97220 GHz	-42.18 dBm	-17.18 dB
5.000 GHz	10.000 GHz	1.000 MHz	6.99550 GHz	-39.54 dBm	-14.54 dB
10.000 GHz	18.000 GHz	1.000 MHz	15.74226 GHz	-35.99 dBm	-10.99 dB
18.000 GHz	26.000 GHz	1.000 MHz	18.69131 GHz	-36.47 dBm	-11.47 dB

16QAM (RB Size 1, RB Offset 0)

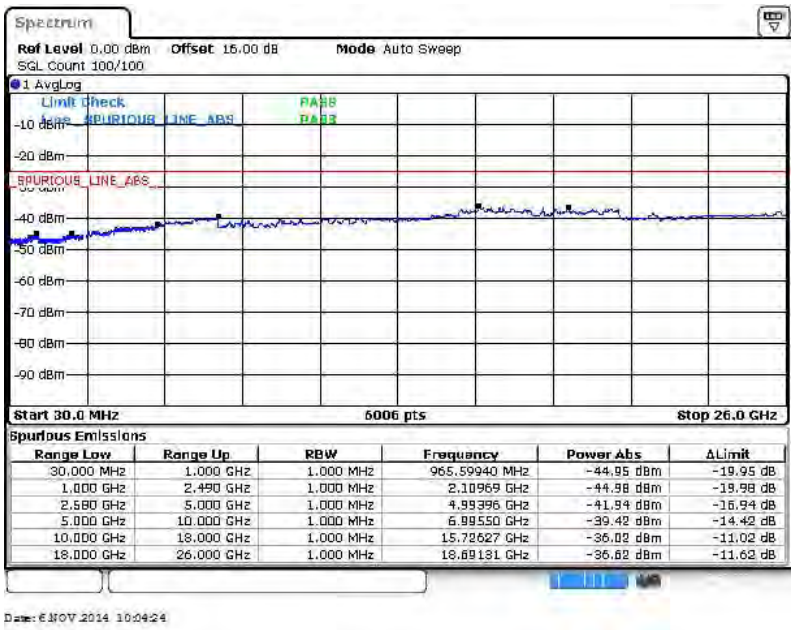

Spurious Emissions

Range Low	Range Up	RBW	Frequency	Power Abs	ΔLimit
30.000 MHz	1.000 GHz	1.000 MHz	965.59940 MHz	-44.95 dBm	-19.95 dB
1.000 GHz	2.490 GHz	1.000 MHz	2.10969 GHz	-44.98 dBm	-19.98 dB
2.580 GHz	5.000 GHz	1.000 MHz	4.99396 GHz	-41.94 dBm	-16.94 dB
5.000 GHz	10.000 GHz	1.000 MHz	6.99550 GHz	-39.42 dBm	-14.42 dB
10.000 GHz	18.000 GHz	1.000 MHz	15.72627 GHz	-36.02 dBm	-11.02 dB
18.000 GHz	26.000 GHz	1.000 MHz	18.69131 GHz	-36.62 dBm	-11.62 dB

Band :	LTE Band 7	Channel :	CH20800 (Low)
Band Width :	10MHz		

QPSK (RB Size 1, RB Offset 0)

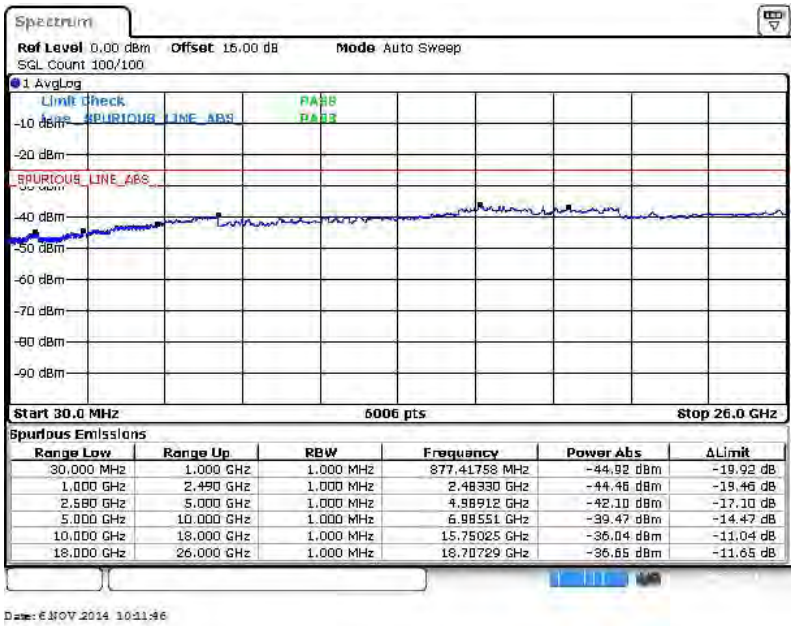

Spurious Emissions

Range Low	Range Up	RBW	Frequency	Power Abs	ΔLimit
30.000 MHz	1.000 GHz	1.000 MHz	877.41758 MHz	-44.92 dBm	-19.92 dB
1.000 GHz	2.490 GHz	1.000 MHz	2.48330 GHz	-44.46 dBm	-19.46 dB
2.580 GHz	5.000 GHz	1.000 MHz	4.98912 GHz	-42.10 dBm	-17.10 dB
5.000 GHz	10.000 GHz	1.000 MHz	6.98551 GHz	-39.47 dBm	-14.47 dB
10.000 GHz	18.000 GHz	1.000 MHz	15.75025 GHz	-36.04 dBm	-11.04 dB
18.000 GHz	26.000 GHz	1.000 MHz	18.70729 GHz	-36.65 dBm	-11.65 dB

16QAM (RB Size 1, RB Offset 0)

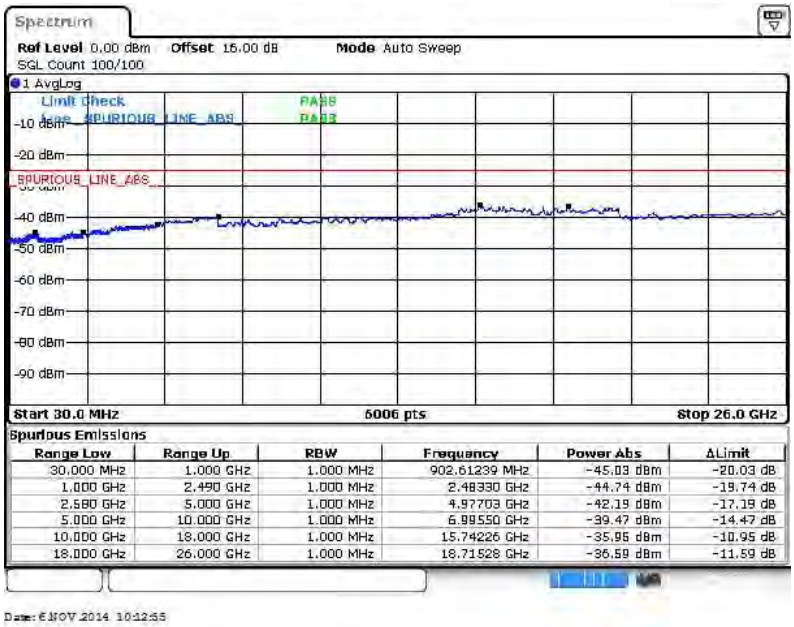

Spurious Emissions

Range Low	Range Up	RBW	Frequency	Power Abs	ΔLimit
30.000 MHz	1.000 GHz	1.000 MHz	902.61239 MHz	-45.03 dBm	-20.03 dB
1.000 GHz	2.490 GHz	1.000 MHz	2.48330 GHz	-44.74 dBm	-19.74 dB
2.580 GHz	5.000 GHz	1.000 MHz	4.97703 GHz	-42.19 dBm	-17.19 dB
5.000 GHz	10.000 GHz	1.000 MHz	6.99550 GHz	-39.47 dBm	-14.47 dB
10.000 GHz	18.000 GHz	1.000 MHz	15.74226 GHz	-35.95 dBm	-10.95 dB
18.000 GHz	26.000 GHz	1.000 MHz	18.71528 GHz	-36.59 dBm	-11.59 dB

Band :	LTE Band 7	Channel :	CH21100 (Middle)
Band Width :	10MHz		

QPSK (RB Size 1, RB Offset 0)

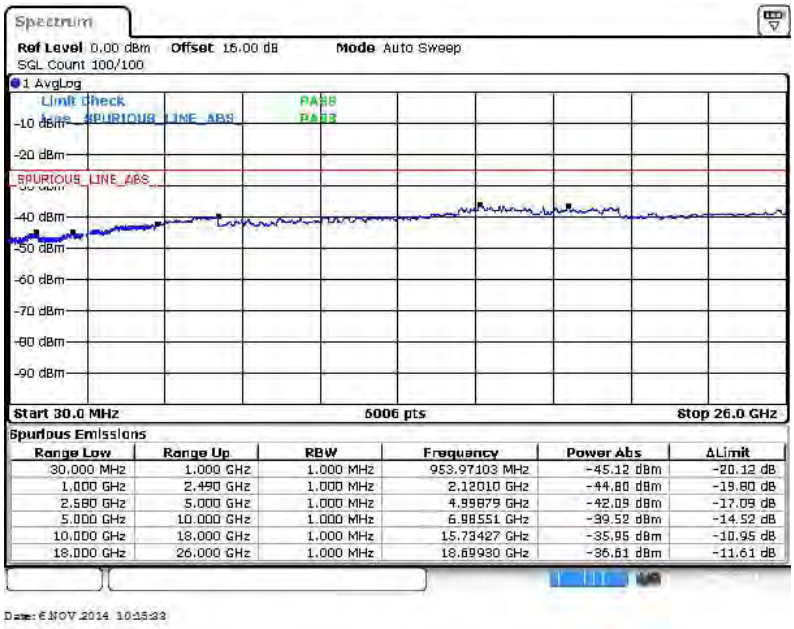

16QAM (RB Size 1, RB Offset 0)

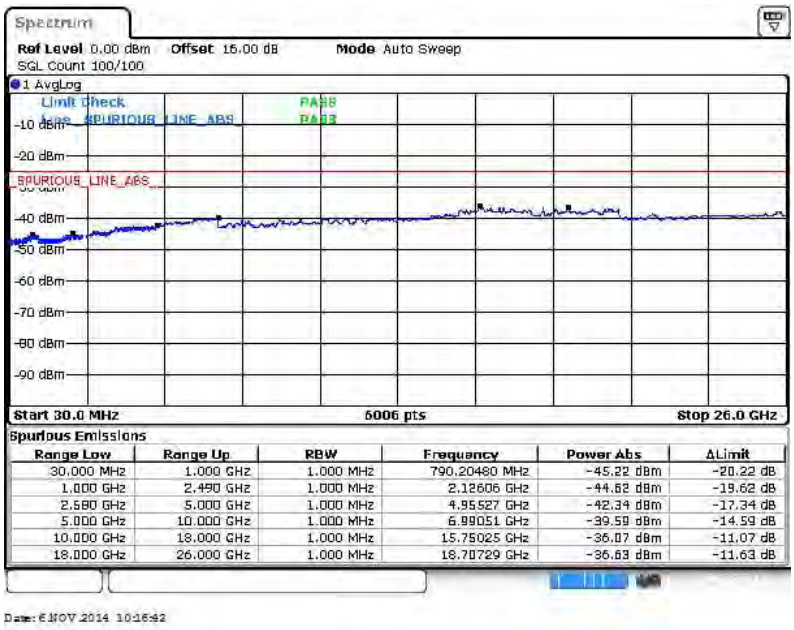

Band :	LTE Band 7	Channel :	CH21400 (High)
Band Width :	10MHz		

QPSK (RB Size 1, RB Offset 0)

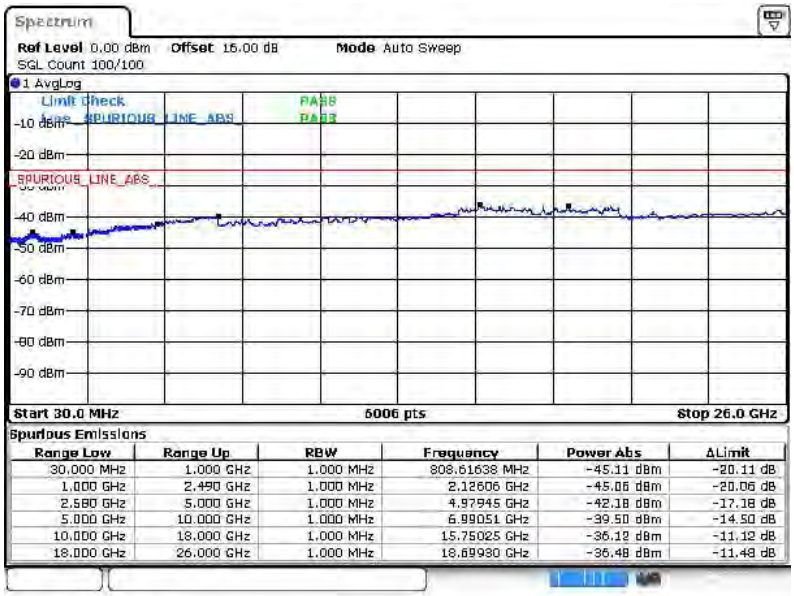

Spurious Emissions

Range Low	Range Up	RBW	Frequency	Power Abs	ΔLimit
30.000 MHz	1.000 GHz	1.000 MHz	808.61638 MHz	-45.11 dBm	-20.11 dB
1.000 GHz	2.490 GHz	1.000 MHz	2.12606 GHz	-45.06 dBm	-20.06 dB
2.580 GHz	5.000 GHz	1.000 MHz	4.97945 GHz	-42.18 dBm	-17.18 dB
5.000 GHz	10.000 GHz	1.000 MHz	6.99051 GHz	-39.50 dBm	-14.50 dB
10.000 GHz	18.000 GHz	1.000 MHz	15.75025 GHz	-36.12 dBm	-11.12 dB
18.000 GHz	26.000 GHz	1.000 MHz	18.69930 GHz	-36.48 dBm	-11.48 dB

16QAM (RB Size 1, RB Offset 0)

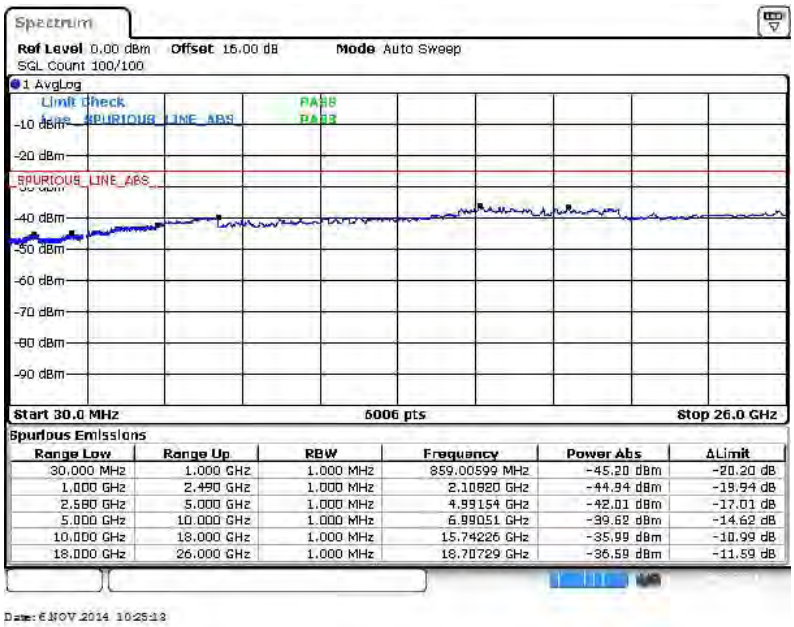

Spurious Emissions

Range Low	Range Up	RBW	Frequency	Power Abs	ΔLimit
30.000 MHz	1.000 GHz	1.000 MHz	859.00599 MHz	-45.20 dBm	-20.20 dB
1.000 GHz	2.490 GHz	1.000 MHz	2.10820 GHz	-44.94 dBm	-19.94 dB
2.580 GHz	5.000 GHz	1.000 MHz	4.99154 GHz	-42.01 dBm	-17.01 dB
5.000 GHz	10.000 GHz	1.000 MHz	6.99051 GHz	-39.62 dBm	-14.62 dB
10.000 GHz	18.000 GHz	1.000 MHz	15.74226 GHz	-35.99 dBm	-10.99 dB
18.000 GHz	26.000 GHz	1.000 MHz	18.70729 GHz	-36.59 dBm	-11.59 dB

Band :	LTE Band 7	Channel :	CH20825 (Low)
Band Width :	15MHz		

QPSK (RB Size 1, RB Offset 0)

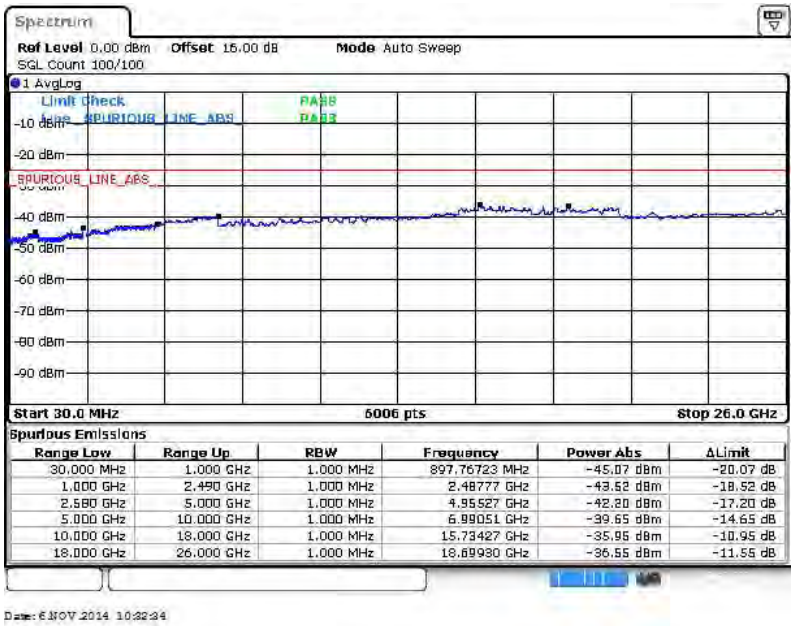

Spurious Emissions

Range Low	Range Up	RBW	Frequency	Power Abs	ΔLimit
30.000 MHz	1.000 GHz	1.000 MHz	897.76723 MHz	-45.07 dBm	-20.07 dB
1.000 GHz	2.490 GHz	1.000 MHz	2.48777 GHz	-43.52 dBm	-18.52 dB
2.580 GHz	5.000 GHz	1.000 MHz	4.95527 GHz	-42.20 dBm	-17.20 dB
5.000 GHz	10.000 GHz	1.000 MHz	6.99051 GHz	-39.65 dBm	-14.65 dB
10.000 GHz	18.000 GHz	1.000 MHz	15.73427 GHz	-35.95 dBm	-10.95 dB
18.000 GHz	26.000 GHz	1.000 MHz	18.69930 GHz	-36.55 dBm	-11.55 dB

16QAM (RB Size 1, RB Offset 0)

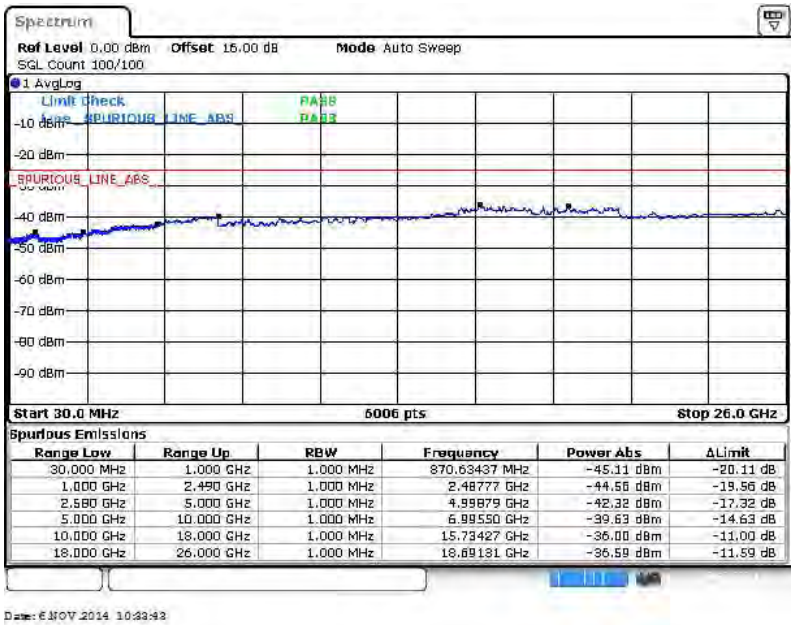

Spurious Emissions

Range Low	Range Up	RBW	Frequency	Power Abs	ΔLimit
30.000 MHz	1.000 GHz	1.000 MHz	870.63437 MHz	-45.11 dBm	-20.11 dB
1.000 GHz	2.490 GHz	1.000 MHz	2.48777 GHz	-44.56 dBm	-19.56 dB
2.580 GHz	5.000 GHz	1.000 MHz	4.99879 GHz	-42.32 dBm	-17.32 dB
5.000 GHz	10.000 GHz	1.000 MHz	6.99550 GHz	-39.63 dBm	-14.63 dB
10.000 GHz	18.000 GHz	1.000 MHz	15.73427 GHz	-36.00 dBm	-11.00 dB
18.000 GHz	26.000 GHz	1.000 MHz	18.69131 GHz	-36.59 dBm	-11.59 dB

Band :	LTE Band 7	Channel :	CH21100 (Middle)
Band Width :	15MHz		

QPSK (RB Size 1, RB Offset 0)

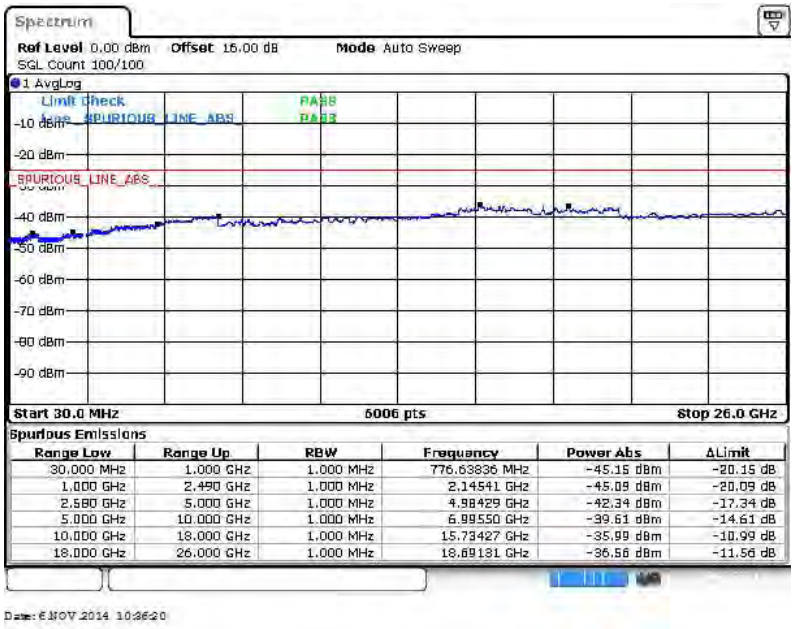

16QAM (RB Size 1, RB Offset 0)

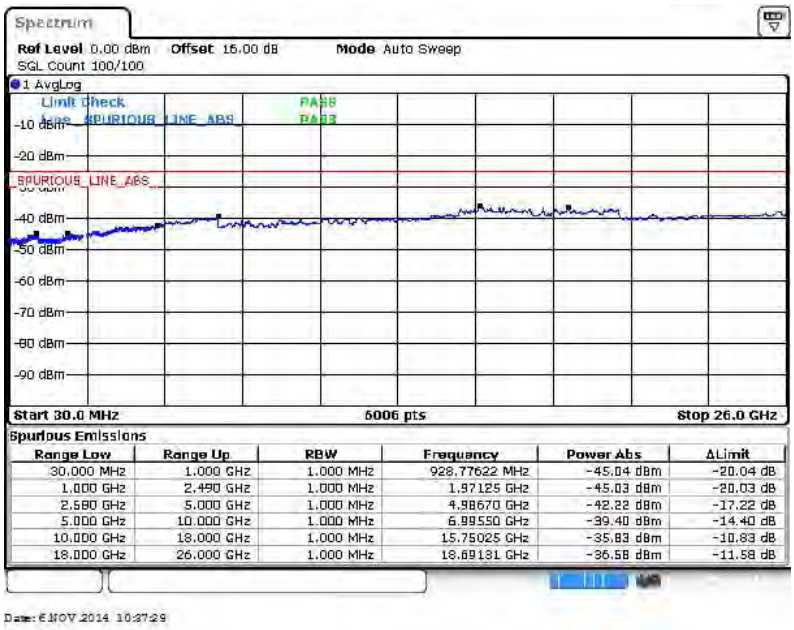

Band :	LTE Band 7	Channel :	CH21375 (High)
Band Width :	15MHz		

QPSK (RB Size 1, RB Offset 0)

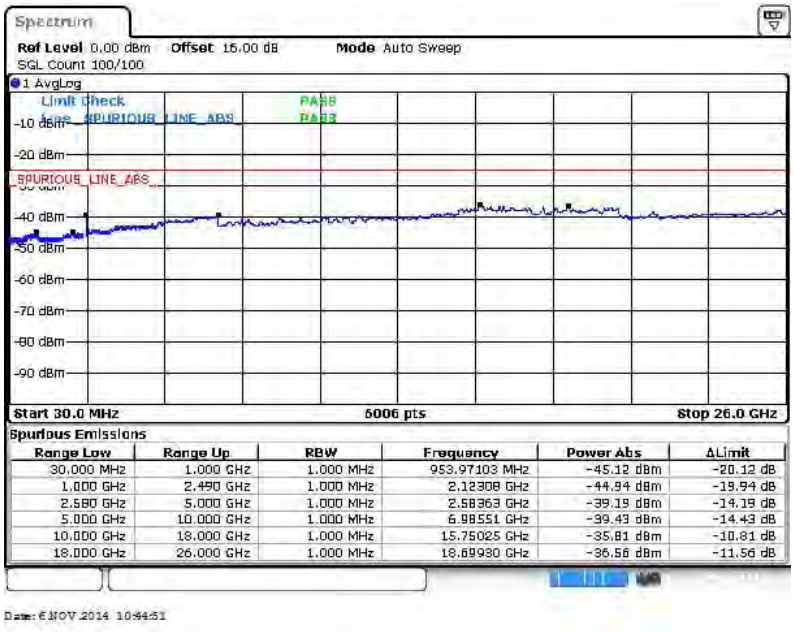

16QAM (RB Size 1, RB Offset 0)

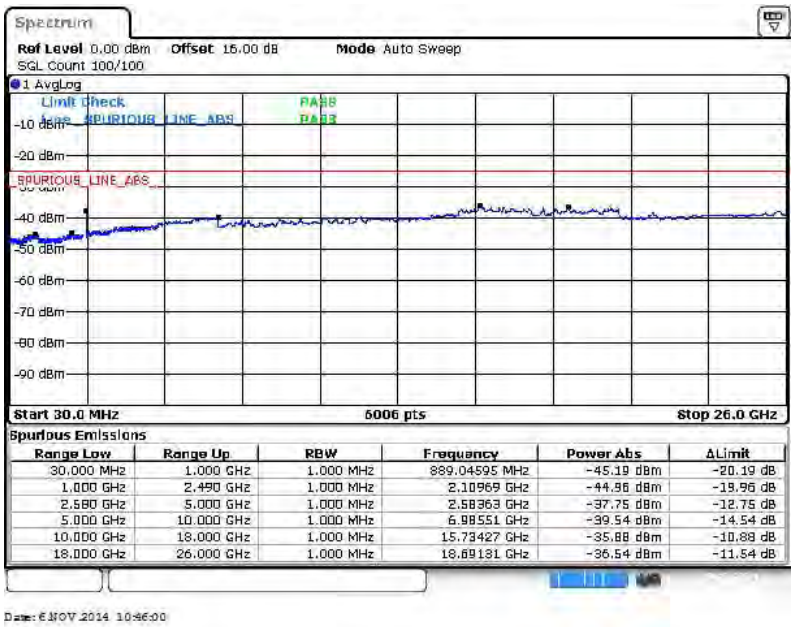

Band :	LTE Band 7	Channel :	CH20850 (Low)
Band Width :	20MHz		

QPSK (RB Size 1, RB Offset 0)

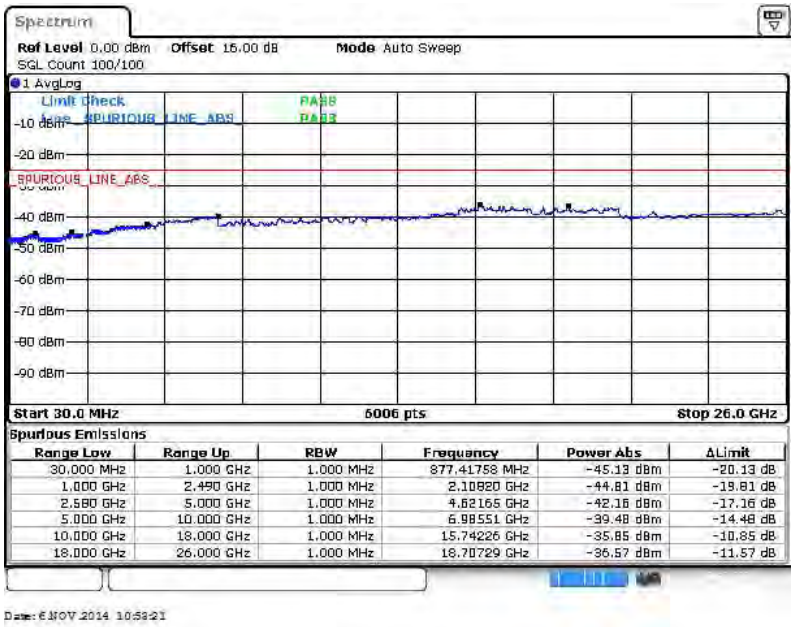

Spurious Emissions

Range Low	Range Up	RBW	Frequency	Power Abs	ΔLimit
30.000 MHz	1.000 GHz	1.000 MHz	877.41758 MHz	-45.13 dBm	-20.13 dB
1.000 GHz	2.490 GHz	1.000 MHz	2.10820 GHz	-44.81 dBm	-19.81 dB
2.580 GHz	5.000 GHz	1.000 MHz	4.62165 GHz	-42.16 dBm	-17.16 dB
5.000 GHz	10.000 GHz	1.000 MHz	6.98551 GHz	-39.48 dBm	-14.48 dB
10.000 GHz	18.000 GHz	1.000 MHz	15.74226 GHz	-35.85 dBm	-10.85 dB
18.000 GHz	26.000 GHz	1.000 MHz	18.70729 GHz	-36.57 dBm	-11.57 dB

16QAM (RB Size 1, RB Offset 0)

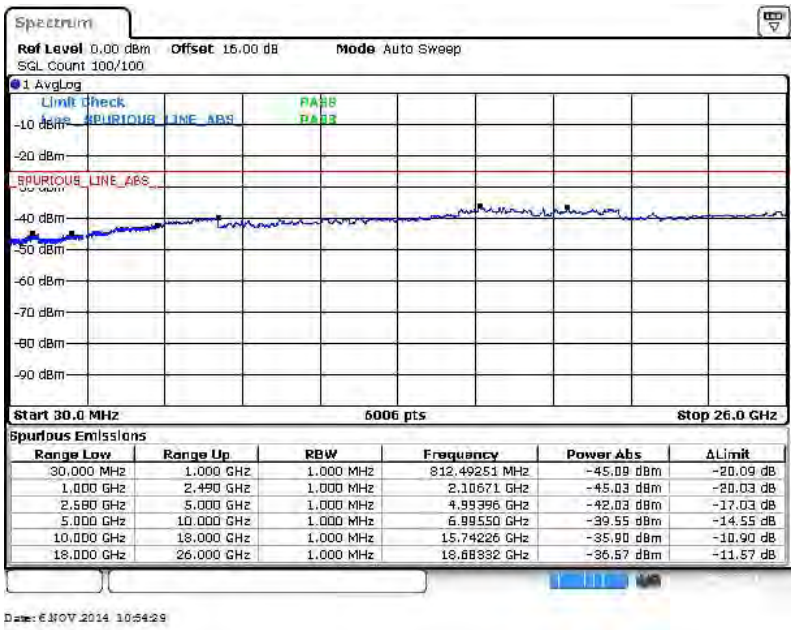

Spurious Emissions

Range Low	Range Up	RBW	Frequency	Power Abs	ΔLimit
30.000 MHz	1.000 GHz	1.000 MHz	812.49251 MHz	-45.09 dBm	-20.09 dB
1.000 GHz	2.490 GHz	1.000 MHz	2.10671 GHz	-45.03 dBm	-20.03 dB
2.580 GHz	5.000 GHz	1.000 MHz	4.99396 GHz	-42.03 dBm	-17.03 dB
5.000 GHz	10.000 GHz	1.000 MHz	6.99550 GHz	-39.55 dBm	-14.55 dB
10.000 GHz	18.000 GHz	1.000 MHz	15.74226 GHz	-35.90 dBm	-10.90 dB
18.000 GHz	26.000 GHz	1.000 MHz	18.68332 GHz	-36.57 dBm	-11.57 dB

Band :	LTE Band 7	Channel :	CH21100 (Middle)
Band Width :	20MHz		

QPSK (RB Size 1, RB Offset 0)

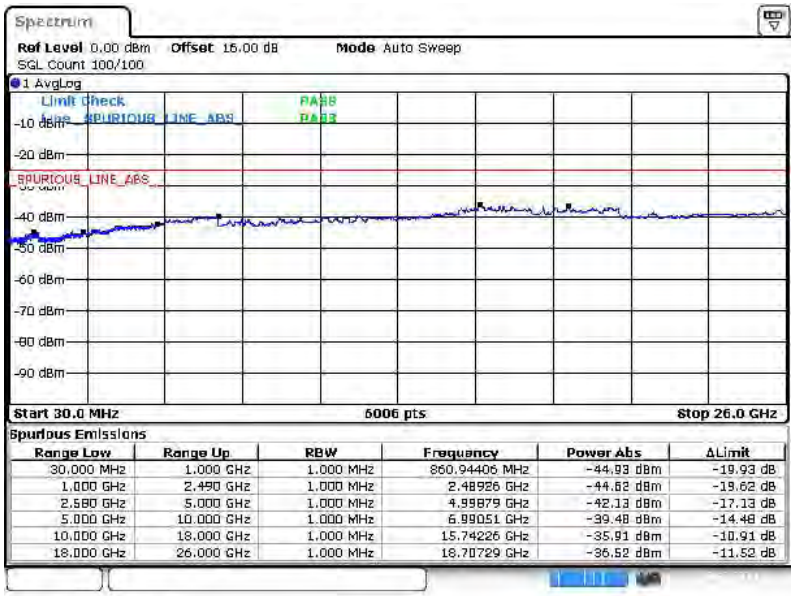

Spurious Emissions

Range Low	Range Up	RBW	Frequency	Power Abs	ΔLimit
30.000 MHz	1.000 GHz	1.000 MHz	860.94406 MHz	-44.93 dBm	-19.93 dB
1.000 GHz	2.490 GHz	1.000 MHz	2.48926 GHz	-44.62 dBm	-19.62 dB
2.580 GHz	5.000 GHz	1.000 MHz	4.99879 GHz	-42.13 dBm	-17.13 dB
5.000 GHz	10.000 GHz	1.000 MHz	6.99051 GHz	-39.48 dBm	-14.48 dB
10.000 GHz	18.000 GHz	1.000 MHz	15.74226 GHz	-35.91 dBm	-10.91 dB
18.000 GHz	26.000 GHz	1.000 MHz	18.70729 GHz	-36.52 dBm	-11.52 dB

16QAM (RB Size 1, RB Offset 0)

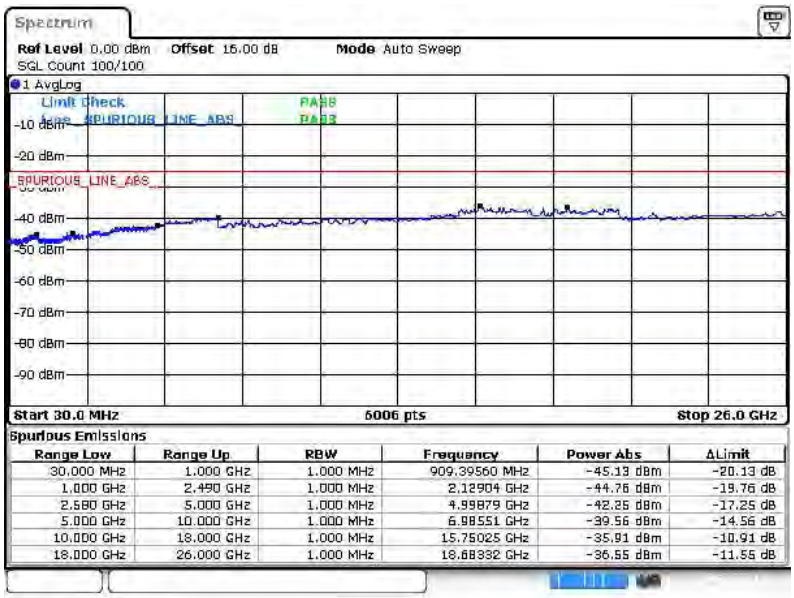

Spurious Emissions

Range Low	Range Up	RBW	Frequency	Power Abs	ΔLimit
30.000 MHz	1.000 GHz	1.000 MHz	909.39560 MHz	-45.13 dBm	-20.13 dB
1.000 GHz	2.490 GHz	1.000 MHz	2.12904 GHz	-44.76 dBm	-19.76 dB
2.580 GHz	5.000 GHz	1.000 MHz	4.99879 GHz	-42.25 dBm	-17.25 dB
5.000 GHz	10.000 GHz	1.000 MHz	6.98551 GHz	-39.56 dBm	-14.56 dB
10.000 GHz	18.000 GHz	1.000 MHz	15.75025 GHz	-35.91 dBm	-10.91 dB
18.000 GHz	26.000 GHz	1.000 MHz	18.68332 GHz	-36.55 dBm	-11.55 dB

Band :	LTE Band 7	Channel :	CH21350 (High)
Band Width :	20MHz		

QPSK (RB Size 1, RB Offset 0)

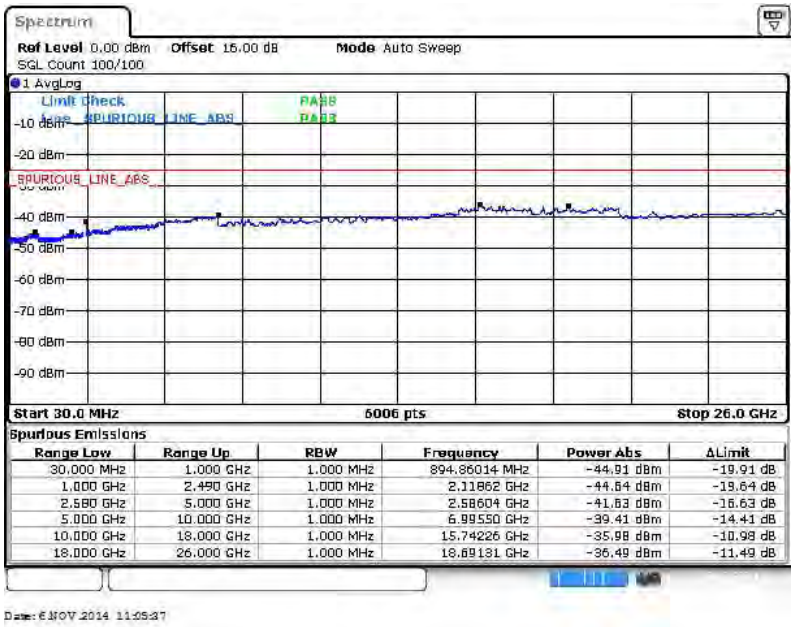

Spurious Emissions

Range Low	Range Up	RBW	Frequency	Power Abs	ΔLimit
30.000 MHz	1.000 GHz	1.000 MHz	894.86014 MHz	-44.91 dBm	-19.91 dB
1.000 GHz	2.490 GHz	1.000 MHz	2.11862 GHz	-44.64 dBm	-19.64 dB
2.580 GHz	5.000 GHz	1.000 MHz	2.58604 GHz	-41.63 dBm	-16.63 dB
5.000 GHz	10.000 GHz	1.000 MHz	6.99550 GHz	-39.41 dBm	-14.41 dB
10.000 GHz	18.000 GHz	1.000 MHz	15.74226 GHz	-35.98 dBm	-10.98 dB
18.000 GHz	26.000 GHz	1.000 MHz	18.69131 GHz	-36.49 dBm	-11.49 dB

16QAM (RB Size 1, RB Offset 0)

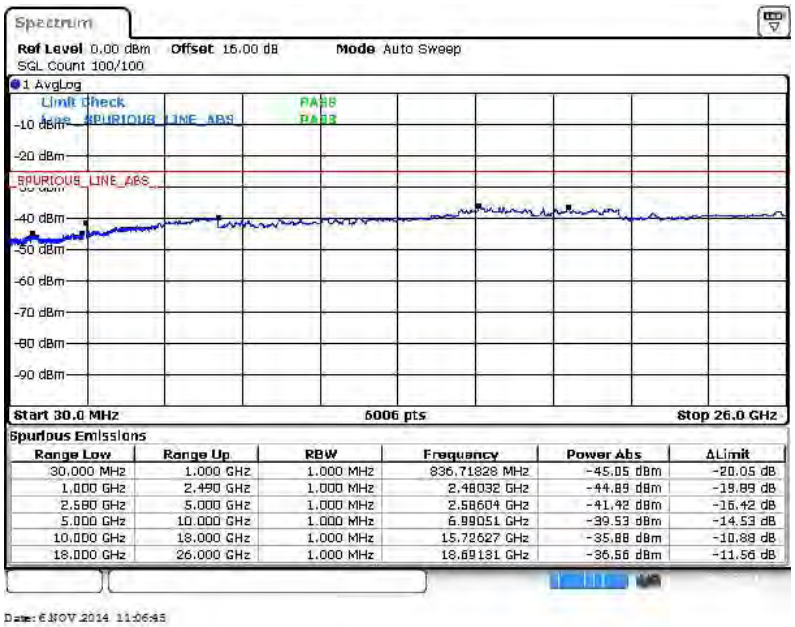

Spurious Emissions

Range Low	Range Up	RBW	Frequency	Power Abs	ΔLimit
30.000 MHz	1.000 GHz	1.000 MHz	836.71828 MHz	-45.05 dBm	-20.05 dB
1.000 GHz	2.490 GHz	1.000 MHz	2.48032 GHz	-44.89 dBm	-19.89 dB
2.580 GHz	5.000 GHz	1.000 MHz	2.58604 GHz	-41.42 dBm	-16.42 dB
5.000 GHz	10.000 GHz	1.000 MHz	6.99051 GHz	-39.53 dBm	-14.53 dB
10.000 GHz	18.000 GHz	1.000 MHz	15.72627 GHz	-35.88 dBm	-10.88 dB
18.000 GHz	26.000 GHz	1.000 MHz	18.69131 GHz	-36.56 dBm	-11.56 dB

Band :	LTE Band 17	Channel :	CH23755 (Low)
Band Width :	5MHz		

QPSK (RB Size 1, RB Offset 0)

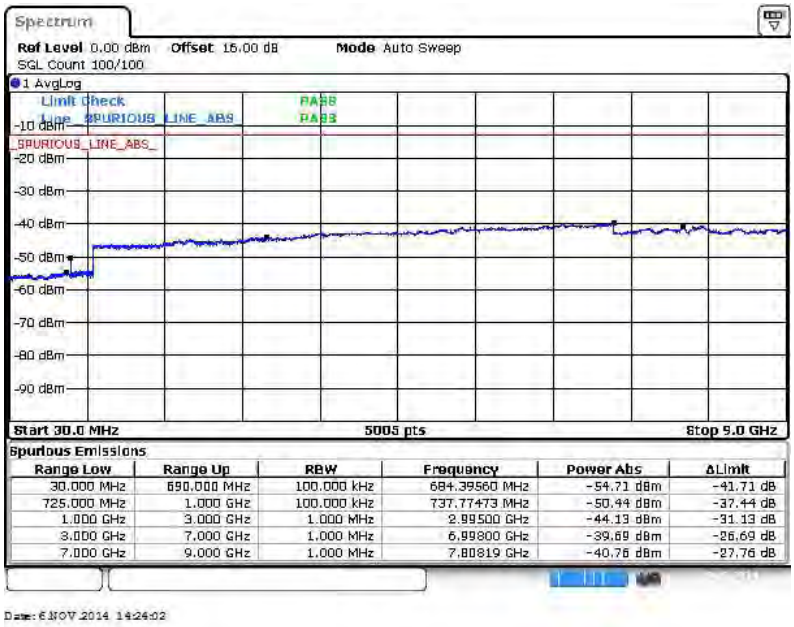

16QAM (RB Size 1, RB Offset 0)

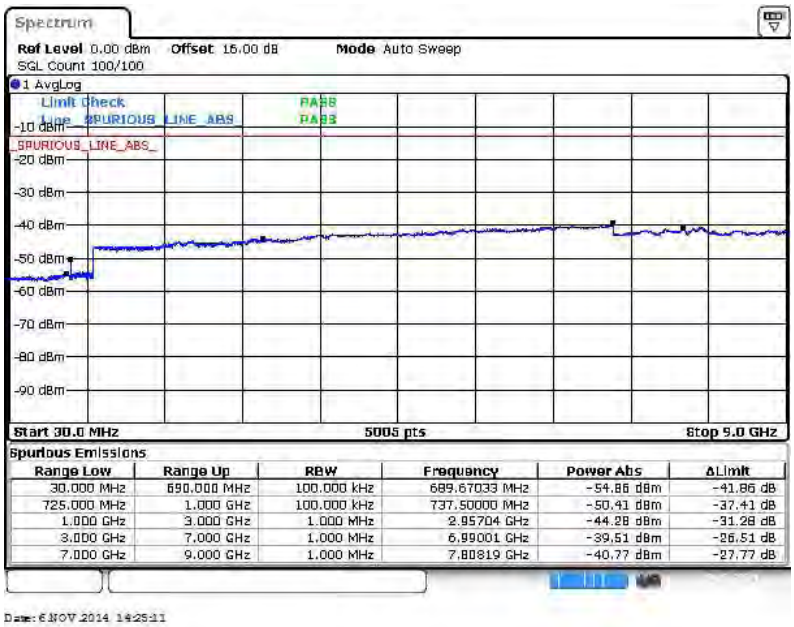

Band :	LTE Band 17	Channel :	CH23790 (Middle)
Band Width :	5MHz		

QPSK (RB Size 1, RB Offset 0)

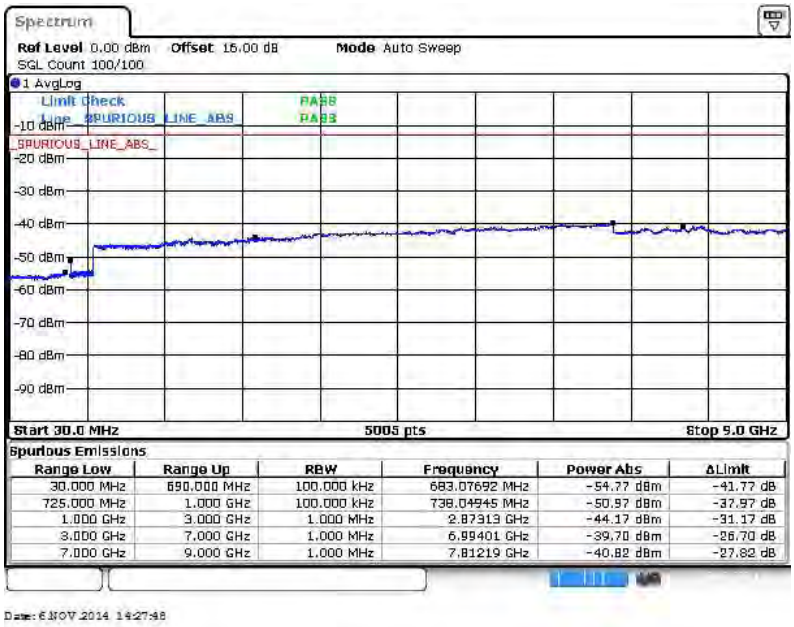

16QAM (RB Size 1, RB Offset 0)

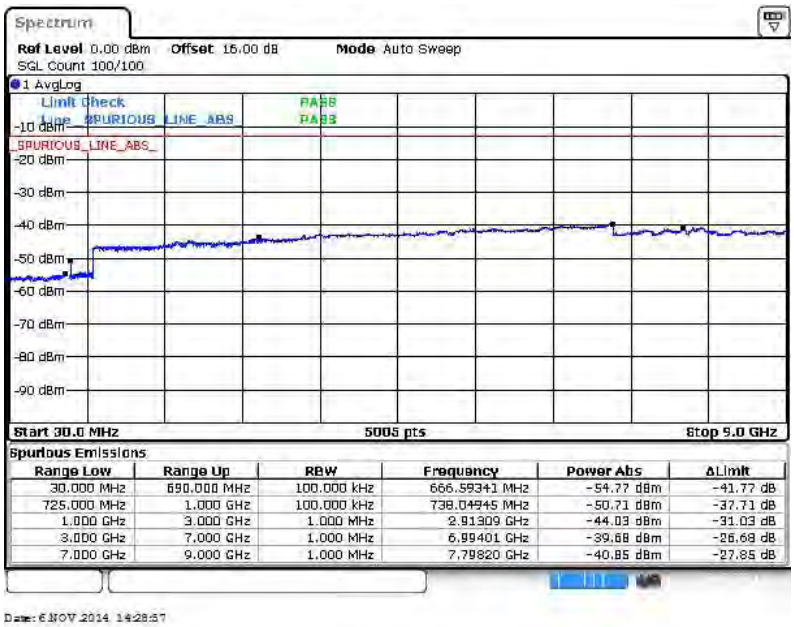

Band :	LTE Band 17	Channel :	CH23825 (High)
Band Width :	5MHz		

QPSK (RB Size 1, RB Offset 0)

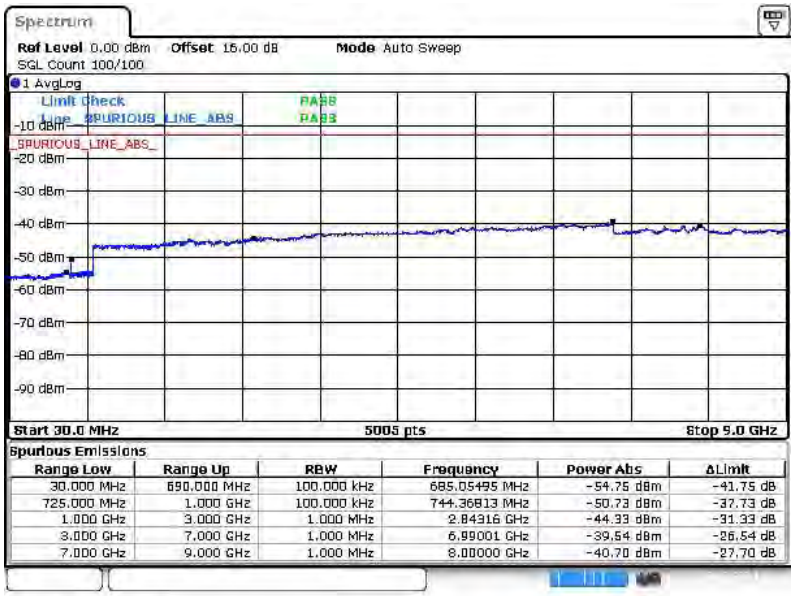

16QAM (RB Size 1, RB Offset 0)

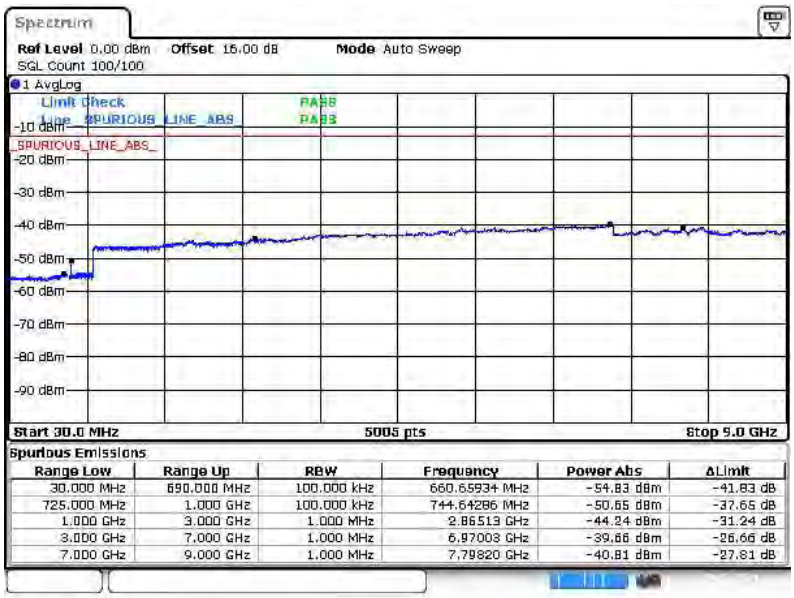

Band :	LTE Band 17	Channel :	CH23780 (Low)
Band Width :	10MHz		

QPSK (RB Size 1, RB Offset 0)

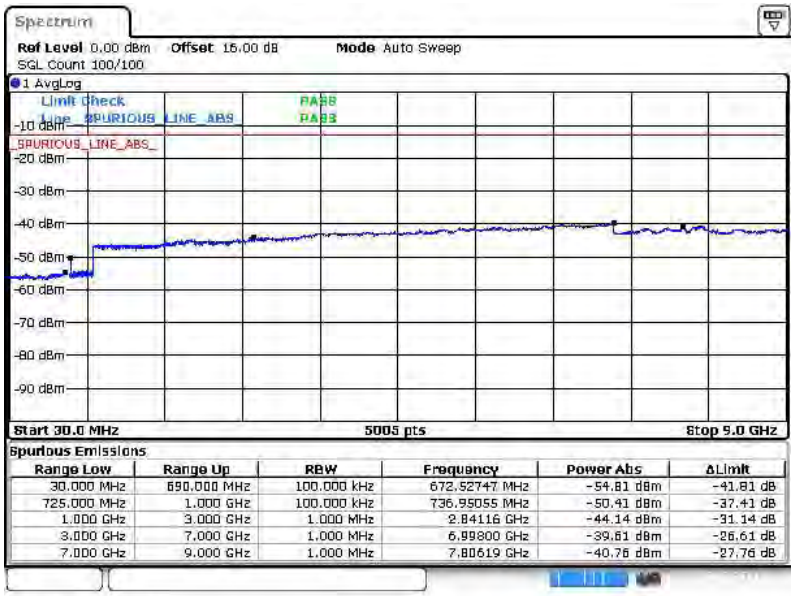

16QAM (RB Size 1, RB Offset 0)

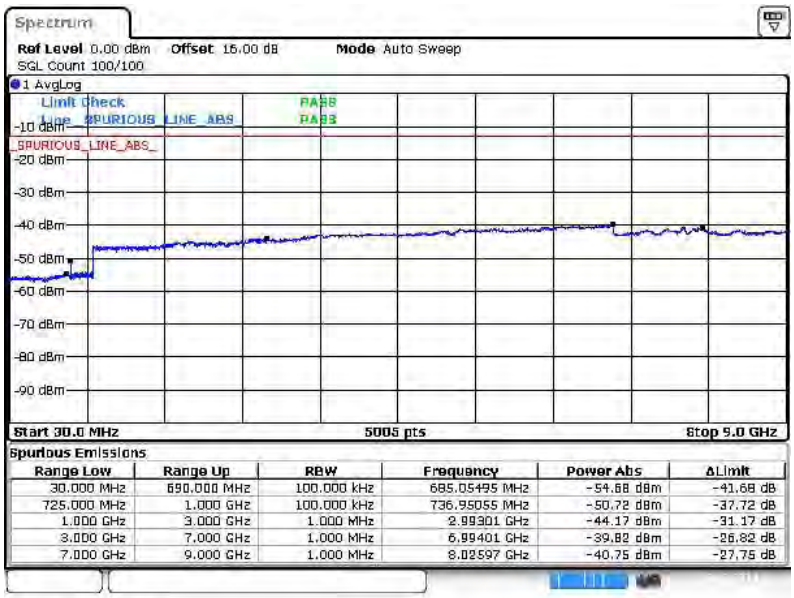

Band :	LTE Band 17	Channel :	CH23790 (Middle)
Band Width :	10MHz		

QPSK (RB Size 1, RB Offset 0)

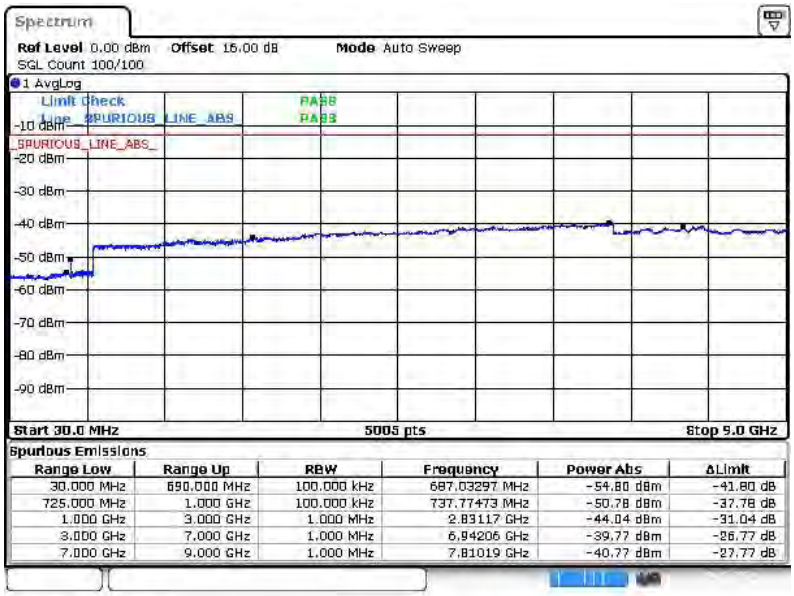

16QAM (RB Size 1, RB Offset 0)

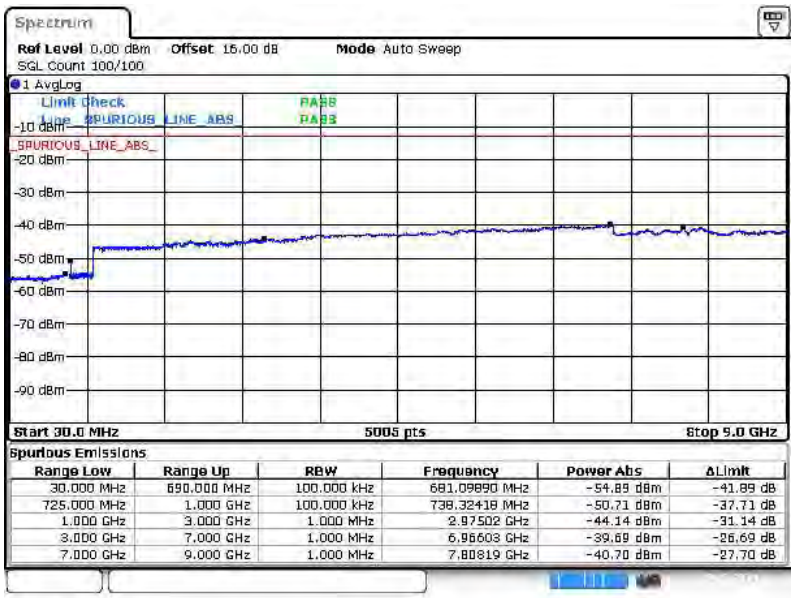

Band :	LTE Band 17	Channel :	CH23800 (High)
Band Width :	10MHz		

QPSK (RB Size 1, RB Offset 0)

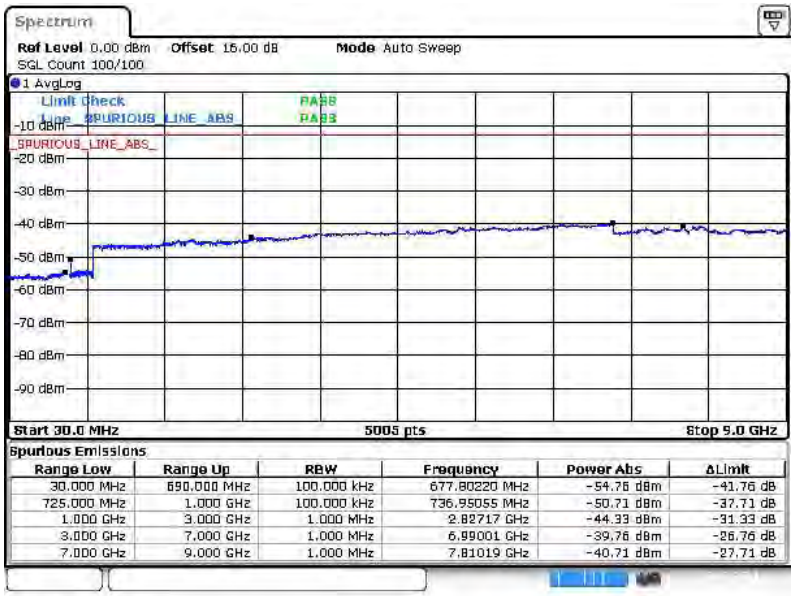

16QAM (RB Size 1, RB Offset 0)

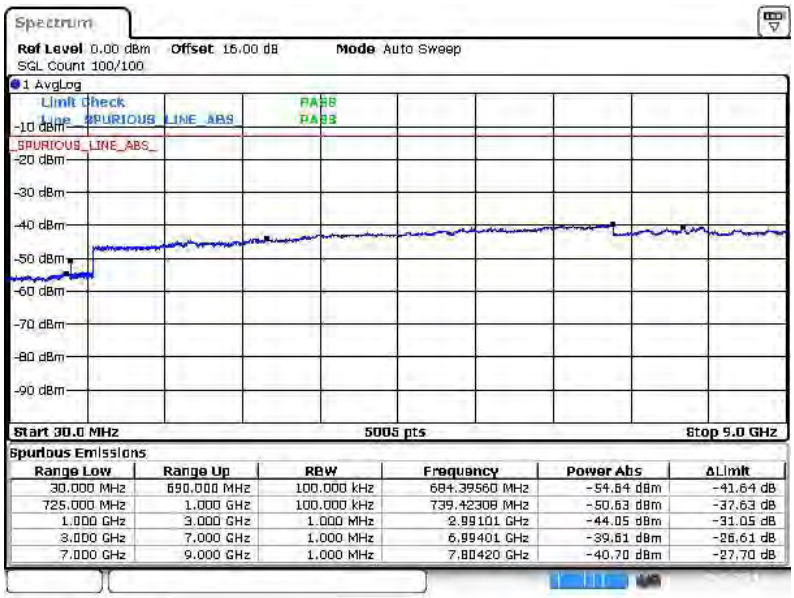

3.7 Radiated Spurious Emission Measurement

3.7.1 Description of Radiated Spurious Emission

The radiated spurious emission was measured by substitution method according to ANSI / TIA / EIA-603-C-2004. The power of any emission outside of the authorized operating frequency ranges must be attenuated below the transmitter power (P) by a factor of at least 43 + 10 log (P) dB.

For Band 7

The power of any emission outside of the authorized operating frequency ranges must be attenuated below the transmitter power (P) by a factor of at least 55 + 10 log (P) dB.

For LTE Band 17

For operations in the 746-758 MHz, 775-788 MHz, and 805-806 MHz bands, emissions in the band 1559-1610 MHz shall be limited to −70 dBW/MHz equivalent isotropically radiated power (EIRP) for wideband signals, and −80 dBW EIRP for discrete emissions of less than 700 Hz bandwidth.

The spectrum is scanned from 30 MHz up to a frequency including its 10th harmonic.

3.7.2 Measuring Instruments

The measuring equipment is listed in the section 4 of this test report.

3.7.3 Test Procedures

1. The EUT was placed on a rotatable wooden table with 0.8 meter above ground.
2. The EUT was set 3 meters from the receiving antenna, which was mounted on the antenna tower.
3. The table was rotated 360 degrees to determine the position of the highest spurious emission.
4. The height of the receiving antenna is varied between one meter and four meters to search the maximum spurious emission for both horizontal and vertical polarizations.
5. Make the measurement with the spectrum analyzer's RBW = 1MHz, VBW = 3MHz, taking the record of maximum spurious emission.
6. A horn antenna was substituted in place of the EUT and was driven by a signal generator.
7. Tune the output power of signal generator to the same emission level with EUT maximum spurious emission.
8. Taking the record of output power at antenna port.
9. Repeat step 7 to step 8 for another polarization.
10. The RF fundamental frequency should be excluded against the limit line in the operating frequency band.
    The limit line is derived from 43 + 10log(P)dB below the transmitter power P(Watts)
    = P(W)- [43 + 10log(P)] (dB)
    = [30 + 10log(P)] (dBm) - [43 + 10log(P)] (dB)
    = -13dBm.
    For Band 7:
    The limit line is derived from 55 + 10log(P)dB below the transmitter power P(Watts)
    = P(W)- [55 + 10log(P)] (dB)
    = [30 + 10log(P)] (dBm) - [55 + 10log(P)] (dB)
    = -25dBm.
11. EIRP (dBm) = S.G. Power – Tx Cable Loss + Tx Antenna Gain
12. ERP (dBm) = EIRP - 2.15

3.7.4 Test Setup

For radiated emissions from 30MHz to 1GHz

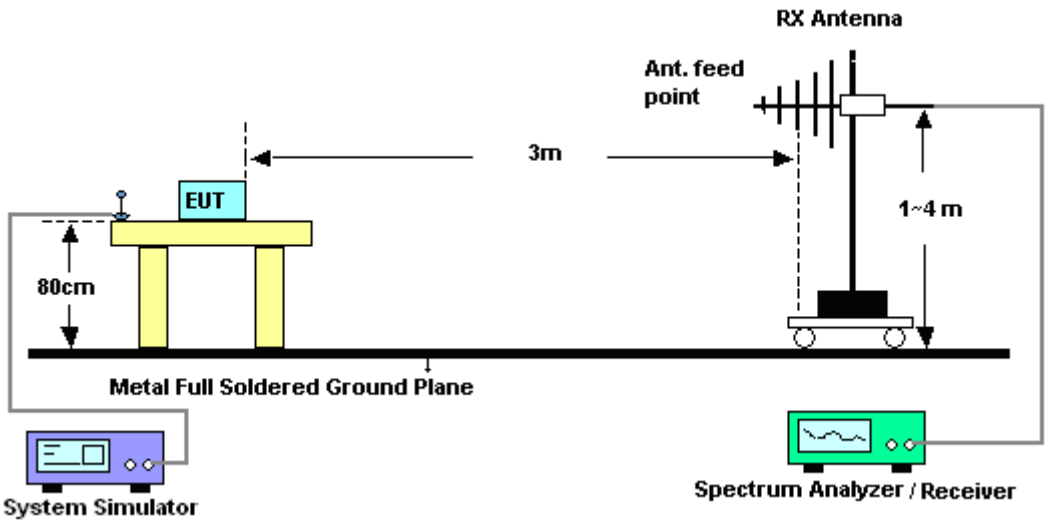

For radiated emissions above 1GHz

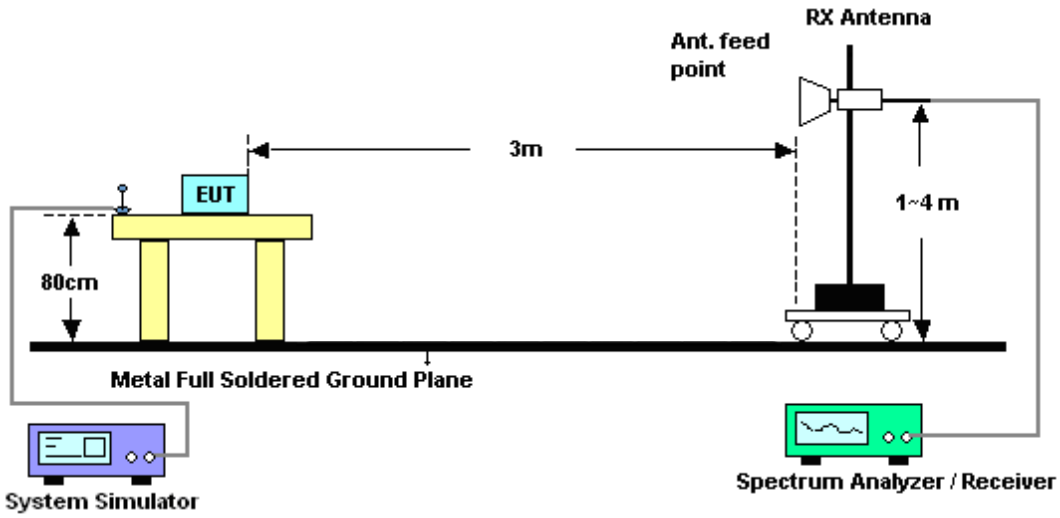

3.7.5 Test Result of Field Strength of Spurious Radiated

Band :	LTE Band 2	**Temperature :**	23~25°C
Test Mode :	1.4MHz QPSK RB Size 1 Offset 0	**Relative Humidity :**	48~52%
Channel :	18607 (Low)	**Frequency :**	1850.7
Test Engineer :	Leo Liao	**Polarization :**	Horizontal
Remark :	Spurious emissions within 30-10th harmonic were found more than 20dB below limit line.		

Frequency (MHz)	EIRP (dBm)	Limit (dBm)	Over Limit (dB)	SPA Reading (dBm)	S.G. Power (dBm)	TX Cable loss (dB)	TX Antenna Gain (dBi)	Polarization (H/V)	Result
3700.32	-42.57	-13	-29.57	-56.63	-53.92	1.25	12.60	H	Pass
5550.48	-19.80	-13	-6.80	-40.31	-31.47	1.43	13.10	H	Pass
7400.64	-44.12	-13	-31.12	-63.08	-53.16	2.26	11.30	H	Pass
9250.8	-17.91	-13	-4.91	-48.16	-27.45	2.36	11.90	H	Pass

Band :	LTE Band 2	**Temperature :**	23~25°C
Test Mode :	1.4MHz QPSK RB Size 1 Offset 0	**Relative Humidity :**	48~52%
Channel :	18607 (Low)	**Frequency :**	1850.7
Test Engineer :	Leo Liao	**Polarization :**	Vertical
Remark :	Spurious emissions within 30-10th harmonic were found more than 20dB below limit line.		

Frequency (MHz)	EIRP (dBm)	Limit (dBm)	Over Limit (dB)	SPA Reading (dBm)	S.G. Power (dBm)	TX Cable loss (dB)	TX Antenna Gain (dBi)	Polarization (H/V)	Result
3700.32	-38.95	-13	-25.95	-60.85	-50.30	1.25	12.6	V	Pass
5550.48	-21.48	-13	-8.48	-41.61	-33.15	1.43	13.1	V	Pass
7400.64	-43.11	-13	-30.11	-64.24	-52.15	2.26	11.3	V	Pass
9250.8	-19.66	-13	-6.66	-46.62	-29.20	2.36	11.9	V	Pass

Band :	LTE Band 2	**Temperature :**	23~25°C
Test Mode :	1.4MHz QPSK RB Size 1 Offset 0	**Relative Humidity :**	48~52%
Channel :	18900 (Middle)	**Frequency :**	1880
Test Engineer :	Leo Liao	**Polarization :**	Horizontal
Remark :	Spurious emissions within 30-10th harmonic were found more than 20dB below limit line.		

Frequency (MHz)	EIRP (dBm)	Limit (dBm)	Over Limit (dB)	SPA Reading (dBm)	S.G. Power (dBm)	TX Cable loss (dB)	TX Antenna Gain (dBi)	Polarization (H/V)	Result
3758.92	-41.04	-13	-28.04	-55.13	-52.39	1.25	12.60	H	Pass
5638.38	-19.66	-13	-6.66	-40.12	-31.33	1.43	13.10	H	Pass
7517.84	-40.17	-13	-27.17	-59.80	-49.21	2.26	11.30	H	Pass
9397.3	-19.21	-13	-6.21	-49.24	-28.75	2.36	11.90	H	Pass

Band :	LTE Band 2	**Temperature :**	23~25°C
Test Mode :	1.4MHz QPSK RB Size 1 Offset 0	**Relative Humidity :**	48~52%
Channel :	18900 (Middle)	**Frequency :**	1880
Test Engineer :	Leo Liao	**Polarization :**	Vertical
Remark :	Spurious emissions within 30-10th harmonic were found more than 20dB below limit line.		

Frequency (MHz)	EIRP (dBm)	Limit (dBm)	Over Limit (dB)	SPA Reading (dBm)	S.G. Power (dBm)	TX Cable loss (dB)	TX Antenna Gain (dBi)	Polarization (H/V)	Result
3758.92	-48.77	-13	-35.77	-60.9	-60.12	1.25	12.6	V	Pass
5638.38	-18.62	-13	-5.62	-38.29	-30.29	1.43	13.1	V	Pass
7517.84	-41.35	-13	-28.35	-62.4	-50.39	2.26	11.3	V	Pass
9397.3	-20.46	-13	-7.46	-47.22	-30.00	2.36	11.9	V	Pass

Band :	LTE Band 2	**Temperature :**	23~25°C
Test Mode :	1.4MHz QPSK RB Size 1 Offset 0	**Relative Humidity :**	48~52%
Channel :	19193 (High)	**Frequency :**	1909.3
Test Engineer :	Leo Liao	**Polarization :**	Horizontal
Remark :	Spurious emissions within 30-10th harmonic were found more than 20dB below limit line.		

Frequency (MHz)	EIRP (dBm)	Limit (dBm)	Over Limit (dB)	SPA Reading (dBm)	S.G. Power (dBm)	TX Cable loss (dB)	TX Antenna Gain (dBi)	Polarization (H/V)	Result
3817.52	-43.84	-13	-30.84	-57.63	-55.19	1.25	12.60	H	Pass
5726.28	-28.35	-13	-15.35	-48.16	-40.02	1.43	13.10	H	Pass
7635.04	-44.04	-13	-31.04	-63.07	-53.08	2.26	11.30	H	Pass
9543.8	-37.84	-13	-24.84	-62.08	-47.38	2.36	11.90	H	Pass

Band :	LTE Band 2	**Temperature :**	23~25°C
Test Mode :	1.4MHz QPSK RB Size 1 Offset 0	**Relative Humidity :**	48~52%
Channel :	19193 (High)	**Frequency :**	1909.3
Test Engineer :	Leo Liao	**Polarization :**	Vertical
Remark :	Spurious emissions within 30-10th harmonic were found more than 20dB below limit line.		

Frequency (MHz)	EIRP (dBm)	Limit (dBm)	Over Limit (dB)	SPA Reading (dBm)	S.G. Power (dBm)	TX Cable loss (dB)	TX Antenna Gain (dBi)	Polarization (H/V)	Result
3817.52	-51.37	-13	-38.37	-63.61	-62.72	1.25	12.6	V	Pass
5726.28	-27.68	-13	-14.68	-46.67	-39.35	1.43	13.1	V	Pass
7635.04	-45.63	-13	-32.63	-66.75	-54.67	2.26	11.3	V	Pass
9543.8	-33.69	-13	-20.69	-57.65	-43.23	2.36	11.9	V	Pass

Band :	LTE Band 2	**Temperature :**	23~25°C
Test Mode :	3MHz QPSK RB Size 1 Offset 0	**Relative Humidity :**	48~52%
Channel :	18615 (Low)	**Frequency :**	1851.5
Test Engineer :	Leo Liao	**Polarization :**	Horizontal
Remark :	Spurious emissions within 30-10th harmonic were found more than 20dB below limit line.		

Frequency (MHz)	EIRP (dBm)	Limit (dBm)	Over Limit (dB)	SPA Reading (dBm)	S.G. Power (dBm)	TX Cable loss (dB)	TX Antenna Gain (dBi)	Polarization (H/V)	Result
3700.48	-43.13	-13	-30.13	-57.16	-54.48	1.25	12.60	H	Pass
5550.72	-21.51	-13	-8.51	-41.98	-33.18	1.43	13.10	H	Pass
7400.96	-43.56	-13	-30.56	-62.52	-52.60	2.26	11.30	H	Pass
9251.2	-18.33	-13	-5.33	-48.54	-27.87	2.36	11.90	H	Pass

Band :	LTE Band 2	**Temperature :**	23~25°C
Test Mode :	3MHz QPSK RB Size 1 Offset 0	**Relative Humidity :**	48~52%
Channel :	18615 (Low)	**Frequency :**	1851.5
Test Engineer :	Leo Liao	**Polarization :**	Vertical
Remark :	Spurious emissions within 30-10th harmonic were found more than 20dB below limit line.		

Frequency (MHz)	EIRP (dBm)	Limit (dBm)	Over Limit (dB)	SPA Reading (dBm)	S.G. Power (dBm)	TX Cable loss (dB)	TX Antenna Gain (dBi)	Polarization (H/V)	Result
3700.48	-48.19	-13	-35.19	-60.36	-59.54	1.25	12.6	V	Pass
5550.72	-19.99	-13	-6.99	-39.74	-31.66	1.43	13.1	V	Pass
7400.96	-41.76	-13	-28.76	-62.89	-50.80	2.26	11.3	V	Pass
9251.2	-19.87	-13	-6.87	-46.81	-29.41	2.36	11.9	V	Pass

Band :	LTE Band 2	**Temperature :**	23~25°C
Test Mode :	3MHz QPSK RB Size 1 Offset 0	**Relative Humidity :**	48~52%
Channel :	18900 (Middle)	**Frequency :**	1880
Test Engineer :	Leo Liao	**Polarization :**	Horizontal
Remark :	Spurious emissions within 30-10th harmonic were found more than 20dB below limit line.		

Frequency (MHz)	EIRP (dBm)	Limit (dBm)	Over Limit (dB)	SPA Reading (dBm)	S.G. Power (dBm)	TX Cable loss (dB)	TX Antenna Gain (dBi)	Polarization (H/V)	Result
3758.92	-39.73	-13	-26.73	-53.80	-51.08	1.25	12.60	H	Pass
5638.38	-21.00	-13	-8.00	-41.44	-32.67	1.43	13.10	H	Pass
7517.84	-40.08	-13	-27.08	-59.71	-49.12	2.26	11.30	H	Pass
9397.3	-18.78	-13	-5.78	-48.87	-28.32	2.36	11.90	H	Pass

Band :	LTE Band 2	**Temperature :**	23~25°C
Test Mode :	3MHz QPSK RB Size 1 Offset 0	**Relative Humidity :**	48~52%
Channel :	18900 (Middle)	**Frequency :**	1880
Test Engineer :	Leo Liao	**Polarization :**	Vertical
Remark :	Spurious emissions within 30-10th harmonic were found more than 20dB below limit line.		

Frequency (MHz)	EIRP (dBm)	Limit (dBm)	Over Limit (dB)	SPA Reading (dBm)	S.G. Power (dBm)	TX Cable loss (dB)	TX Antenna Gain (dBi)	Polarization (H/V)	Result
3758.92	-48.56	-13	-35.56	-60.69	-59.91	1.25	12.6	V	Pass
5638.38	-19.08	-13	-6.08	-38.73	-30.75	1.43	13.1	V	Pass
7517.84	-40.28	-13	-27.28	-61.33	-49.32	2.26	11.3	V	Pass
9397.3	-20.02	-13	-7.02	-46.89	-29.56	2.36	11.9	V	Pass

Band :	LTE Band 2	**Temperature :**	23~25°C
Test Mode :	3MHz QPSK RB Size 1 Offset 0	**Relative Humidity :**	48~52%
Channel :	19185 (High)	**Frequency :**	1908.5
Test Engineer :	Leo Liao	**Polarization :**	Horizontal
Remark :	Spurious emissions within 30-10th harmonic were found more than 20dB below limit line.		

Frequency (MHz)	EIRP (dBm)	Limit (dBm)	Over Limit (dB)	SPA Reading (dBm)	S.G. Power (dBm)	TX Cable loss (dB)	TX Antenna Gain (dBi)	Polarization (H/V)	Result
3814.48	-42.95	-13	-29.95	-57.01	-54.30	1.25	12.60	H	Pass
5721.72	-23.74	-13	-10.74	-43.90	-35.41	1.43	13.10	H	Pass
7628.96	-43.30	-13	-30.30	-62.33	-52.34	2.26	11.30	H	Pass
9536.2	-30.70	-13	-17.70	-57.71	-40.24	2.36	11.90	H	Pass

Band :	LTE Band 2	**Temperature :**	23~25°C
Test Mode :	3MHz QPSK RB Size 1 Offset 0	**Relative Humidity :**	48~52%
Channel :	19185 (High)	**Frequency :**	1908.5
Test Engineer :	Leo Liao	**Polarization :**	Vertical
Remark :	Spurious emissions within 30-10th harmonic were found more than 20dB below limit line.		

Frequency (MHz)	EIRP (dBm)	Limit (dBm)	Over Limit (dB)	SPA Reading (dBm)	S.G. Power (dBm)	TX Cable loss (dB)	TX Antenna Gain (dBi)	Polarization (H/V)	Result
3814.48	-49.65	-13	-36.65	-61.89	-61.00	1.25	12.6	V	Pass
5721.72	-26.46	-13	-13.46	-45.58	-38.13	1.43	13.1	V	Pass
7628.96	-44.30	-13	-31.30	-65.42	-53.34	2.26	11.3	V	Pass
9536.2	-33.32	-13	-20.32	-57.31	-42.86	2.36	11.9	V	Pass

Band :	LTE Band 2	**Temperature :**	23~25°C
Test Mode :	5MHz QPSK RB Size 1 Offset 0	**Relative Humidity :**	48~52%
Channel :	18625 (Low)	**Frequency :**	1852.5
Test Engineer :	Leo Liao	**Polarization :**	Horizontal
Remark :	Spurious emissions within 30-10th harmonic were found more than 20dB below limit line.		

Frequency (MHz)	EIRP (dBm)	Limit (dBm)	Over Limit (dB)	SPA Reading (dBm)	S.G. Power (dBm)	TX Cable loss (dB)	TX Antenna Gain (dBi)	Polarization (H/V)	Result
3700.68	-42.28	-13	-29.28	-56.34	-53.63	1.25	12.60	H	Pass
5551.02	-21.84	-13	-8.84	-42.31	-33.51	1.43	13.10	H	Pass
7401.36	-41.33	-13	-28.33	-60.95	-50.37	2.26	11.30	H	Pass
9251.7	-19.15	-13	-6.15	-49.26	-28.69	2.36	11.90	H	Pass

Band :	LTE Band 2	**Temperature :**	23~25°C
Test Mode :	5MHz QPSK RB Size 1 Offset 0	**Relative Humidity :**	48~52%
Channel :	18625 (Low)	**Frequency :**	1852.5
Test Engineer :	Leo Liao	**Polarization :**	Vertical
Remark :	Spurious emissions within 30-10th harmonic were found more than 20dB below limit line.		

Frequency (MHz)	EIRP (dBm)	Limit (dBm)	Over Limit (dB)	SPA Reading (dBm)	S.G. Power (dBm)	TX Cable loss (dB)	TX Antenna Gain (dBi)	Polarization (H/V)	Result
3700.68	-47.14	-13	-34.14	-59.31	-58.49	1.25	12.6	V	Pass
5551.02	-20.93	-13	-7.93	-40.61	-32.60	1.43	13.1	V	Pass
7401.36	-41.28	-13	-28.28	-62.41	-50.32	2.26	11.3	V	Pass
9251.7	-19.10	-13	-6.10	-46.11	-28.64	2.36	11.9	V	Pass

Band :	LTE Band 2	**Temperature :**	23~25°C
Test Mode :	5MHz QPSK RB Size 1 Offset 0	**Relative Humidity :**	48~52%
Channel :	18900 (Middle)	**Frequency :**	1880
Test Engineer :	Leo Liao	**Polarization :**	Horizontal
Remark :	Spurious emissions within 30-10th harmonic were found more than 20dB below limit line.		

Frequency (MHz)	EIRP (dBm)	Limit (dBm)	Over Limit (dB)	SPA Reading (dBm)	S.G. Power (dBm)	TX Cable loss (dB)	TX Antenna Gain (dBi)	Polarization (H/V)	Result
3755.68	-39.85	-13	-26.85	-53.96	-51.20	1.25	12.60	H	Pass
5633.52	-21.00	-13	-8.00	-41.44	-32.67	1.43	13.10	H	Pass
7511.36	-38.21	-13	-25.21	-58.63	-47.25	2.26	11.30	H	Pass
9389.2	-18.04	-13	-5.04	-48.19	-27.58	2.36	11.90	H	Pass

Band :	LTE Band 2	**Temperature :**	23~25°C
Test Mode :	5MHz QPSK RB Size 1 Offset 0	**Relative Humidity :**	48~52%
Channel :	18900 (Middle)	**Frequency :**	1880
Test Engineer :	Leo Liao	**Polarization :**	Vertical
Remark :	Spurious emissions within 30-10th harmonic were found more than 20dB below limit line.		

Frequency (MHz)	EIRP (dBm)	Limit (dBm)	Over Limit (dB)	SPA Reading (dBm)	S.G. Power (dBm)	TX Cable loss (dB)	TX Antenna Gain (dBi)	Polarization (H/V)	Result
3755.68	-46.11	-13	-33.11	-58.38	-57.46	1.25	12.6	V	Pass
5633.52	-16.71	-13	-3.71	-36.4	-28.38	1.43	13.1	V	Pass
7511.36	-40.25	-13	-27.25	-61.7	-49.29	2.26	11.3	V	Pass
9389.2	-19.15	-13	-6.15	-46.1	-28.69	2.36	11.9	V	Pass

Band :	LTE Band 2	**Temperature :**	23~25°C
Test Mode :	5MHz QPSK RB Size 1 Offset 0	**Relative Humidity :**	48~52%
Channel :	19175 (High)	**Frequency :**	1907.5
Test Engineer :	Leo Liao	**Polarization :**	Horizontal
Remark :	Spurious emissions within 30-10th harmonic were found more than 20dB below limit line.		

Frequency (MHz)	EIRP (dBm)	Limit (dBm)	Over Limit (dB)	SPA Reading (dBm)	S.G. Power (dBm)	TX Cable loss (dB)	TX Antenna Gain (dBi)	Polarization (H/V)	Result
3808	-42.04	-13	-29.04	-56.17	-53.39	1.25	12.60	H	Pass
5716	-20.91	-13	-7.91	-41.29	-32.58	1.43	13.10	H	Pass
7620	-40.07	-13	-27.07	-59.80	-49.11	2.26	11.30	H	Pass
9528	-30.95	-13	-17.95	-57.89	-40.49	2.36	11.90	H	Pass

Band :	LTE Band 2	**Temperature :**	23~25°C
Test Mode :	5MHz QPSK RB Size 1 Offset 0	**Relative Humidity :**	48~52%
Channel :	19175 (High)	**Frequency :**	1907.5
Test Engineer :	Leo Liao	**Polarization :**	Vertical
Remark :	Spurious emissions within 30-10th harmonic were found more than 20dB below limit line.		

Frequency (MHz)	EIRP (dBm)	Limit (dBm)	Over Limit (dB)	SPA Reading (dBm)	S.G. Power (dBm)	TX Cable loss (dB)	TX Antenna Gain (dBi)	Polarization (H/V)	Result
3808	-49.83	-13	-36.83	-62.07	-61.18	1.25	12.6	V	Pass
5716	-23.27	-13	-10.27	-42.71	-34.94	1.43	13.1	V	Pass
7620	-44.01	-13	-31.01	-65.13	-53.05	2.26	11.3	V	Pass
9528	-29.55	-13	-16.55	-54.54	-39.09	2.36	11.9	V	Pass

Band :	LTE Band 2	**Temperature :**	23~25°C
Test Mode :	10MHz QPSK RB Size 1 Offset 0	**Relative Humidity :**	48~52%
Channel :	18650 (Low)	**Frequency :**	1855
Test Engineer :	Leo Liao	**Polarization :**	Horizontal
Remark :	Spurious emissions within 30-10th harmonic were found more than 20dB below limit line.		

Frequency (MHz)	EIRP (dBm)	Limit (dBm)	Over Limit (dB)	SPA Reading (dBm)	S.G. Power (dBm)	TX Cable loss (dB)	TX Antenna Gain (dBi)	Polarization (H/V)	Result
3701.18	-43.24	-13	-30.24	-57.25	-54.59	1.25	12.60	H	Pass
5551.77	-21.52	-13	-8.52	-41.99	-33.19	1.43	13.10	H	Pass
7402.36	-42.93	-13	-29.93	-61.92	-51.97	2.26	11.30	H	Pass
9252.95	-17.23	-13	-4.23	-47.51	-26.77	2.36	11.90	H	Pass

Band :	LTE Band 2	**Temperature :**	23~25°C
Test Mode :	10MHz QPSK RB Size 1 Offset 0	**Relative Humidity :**	48~52%
Channel :	18650 (Low)	**Frequency :**	1855
Test Engineer :	Leo Liao	**Polarization :**	Vertical
Remark :	Spurious emissions within 30-10th harmonic were found more than 20dB below limit line.		

Frequency (MHz)	EIRP (dBm)	Limit (dBm)	Over Limit (dB)	SPA Reading (dBm)	S.G. Power (dBm)	TX Cable loss (dB)	TX Antenna Gain (dBi)	Polarization (H/V)	Result
3701.18	-48.76	-13	-35.76	-60.93	-60.11	1.25	12.6	V	Pass
5551.77	-21.51	-13	-8.51	-41.15	-33.18	1.43	13.1	V	Pass
7402.36	-41.94	-13	-28.94	-63.07	-50.98	2.26	11.3	V	Pass
9252.95	-20.50	-13	-7.50	-47.31	-30.04	2.36	11.9	V	Pass

Band :	LTE Band 2	**Temperature :**	23~25°C
Test Mode :	10MHz QPSK RB Size 1 Offset 0	**Relative Humidity :**	48~52%
Channel :	18900 (Middle)	**Frequency :**	1880
Test Engineer :	Leo Liao	**Polarization :**	Horizontal
Remark :	Spurious emissions within 30-10th harmonic were found more than 20dB below limit line.		

Frequency (MHz)	EIRP (dBm)	Limit (dBm)	Over Limit (dB)	SPA Reading (dBm)	S.G. Power (dBm)	TX Cable loss (dB)	TX Antenna Gain (dBi)	Polarization (H/V)	Result
3751.18	-42.26	-13	-29.26	-56.28	-53.61	1.25	12.60	H	Pass
5626.77	-22.21	-13	-9.21	-42.60	-33.88	1.43	13.10	H	Pass
7502.36	-37.48	-13	-24.48	-58.21	-46.52	2.26	11.30	H	Pass
9377.95	-18.95	-13	-5.95	-49.02	-28.49	2.36	11.90	H	Pass

Band :	LTE Band 2	**Temperature :**	23~25°C
Test Mode :	10MHz QPSK RB Size 1 Offset 0	**Relative Humidity :**	48~52%
Channel :	18900 (Middle)	**Frequency :**	1880
Test Engineer :	Leo Liao	**Polarization :**	Vertical
Remark :	Spurious emissions within 30-10th harmonic were found more than 20dB below limit line.		

Frequency (MHz)	EIRP (dBm)	Limit (dBm)	Over Limit (dB)	SPA Reading (dBm)	S.G. Power (dBm)	TX Cable loss (dB)	TX Antenna Gain (dBi)	Polarization (H/V)	Result
3751.18	-48.88	-13	-35.88	-61.01	-60.23	1.25	12.6	V	Pass
5626.77	-22.88	-13	-9.88	-42.42	-34.55	1.43	13.1	V	Pass
7502.36	-35.84	-13	-22.84	-59.27	-44.88	2.26	11.3	V	Pass
9377.95	-19.62	-13	-6.62	-46.53	-29.16	2.36	11.9	V	Pass

Band :	LTE Band 2	**Temperature :**	23~25°C
Test Mode :	10MHz QPSK RB Size 1 Offset 0	**Relative Humidity :**	48~52%
Channel :	19150 (High)	**Frequency :**	1905
Test Engineer :	Leo Liao	**Polarization :**	Horizontal
Remark :	Spurious emissions within 30-10th harmonic were found more than 20dB below limit line.		

Frequency (MHz)	EIRP (dBm)	Limit (dBm)	Over Limit (dB)	SPA Reading (dBm)	S.G. Power (dBm)	TX Cable loss (dB)	TX Antenna Gain (dBi)	Polarization (H/V)	Result
3801.18	-40.67	-13	-27.67	-54.86	-52.02	1.25	12.60	H	Pass
5701.77	-19.47	-13	-6.47	-39.90	-31.14	1.43	13.10	H	Pass
7602.36	-39.31	-13	-26.31	-59.27	-48.35	2.26	11.30	H	Pass
9502.95	-26.75	-13	-13.75	-55.16	-36.29	2.36	11.90	H	Pass

Band :	LTE Band 2	**Temperature :**	23~25°C
Test Mode :	10MHz QPSK RB Size 1 Offset 0	**Relative Humidity :**	48~52%
Channel :	19150 (High)	**Frequency :**	1905
Test Engineer :	Leo Liao	**Polarization :**	Vertical
Remark :	Spurious emissions within 30-10th harmonic were found more than 20dB below limit line.		

Frequency (MHz)	EIRP (dBm)	Limit (dBm)	Over Limit (dB)	SPA Reading (dBm)	S.G. Power (dBm)	TX Cable loss (dB)	TX Antenna Gain (dBi)	Polarization (H/V)	Result
3801.18	-48.56	-13	-35.56	-60.8	-59.91	1.25	12.6	V	Pass
5701.77	-20.97	-13	-7.97	-40.47	-32.64	1.43	13.1	V	Pass
7602.36	-39.73	-13	-26.73	-61.51	-48.77	2.26	11.3	V	Pass
9502.95	-26.33	-13	-13.33	-52.27	-35.87	2.36	11.9	V	Pass

Band :	LTE Band 2	**Temperature :**	23~25°C
Test Mode :	15MHz QPSK RB Size 1 Offset 0	**Relative Humidity :**	48~52%
Channel :	18675 (Low)	**Frequency :**	1857.5
Test Engineer :	Leo Liao	**Polarization :**	Horizontal
Remark :	Spurious emissions within 30-10th harmonic were found more than 20dB below limit line.		

Frequency (MHz)	EIRP (dBm)	Limit (dBm)	Over Limit (dB)	SPA Reading (dBm)	S.G. Power (dBm)	TX Cable loss (dB)	TX Antenna Gain (dBi)	Polarization (H/V)	Result
3701.68	-42.41	-13	-29.41	-56.47	-53.76	1.25	12.60	H	Pass
5552.52	-20.10	-13	-7.10	-40.59	-31.77	1.43	13.10	H	Pass
7403.36	-42.35	-13	-29.35	-61.58	-51.39	2.26	11.30	H	Pass
9254.2	-18.48	-13	-5.48	-48.68	-28.02	2.36	11.90	H	Pass

Band :	LTE Band 2	**Temperature :**	23~25°C
Test Mode :	15MHz QPSK RB Size 1 Offset 0	**Relative Humidity :**	48~52%
Channel :	18675 (Low)	**Frequency :**	1857.5
Test Engineer :	Leo Liao	**Polarization :**	Vertical
Remark :	Spurious emissions within 30-10th harmonic were found more than 20dB below limit line.		

Frequency (MHz)	EIRP (dBm)	Limit (dBm)	Over Limit (dB)	SPA Reading (dBm)	S.G. Power (dBm)	TX Cable loss (dB)	TX Antenna Gain (dBi)	Polarization (H/V)	Result
3701.68	-48.58	-13	-35.58	-60.75	-59.93	1.25	12.6	V	Pass
5552.52	-20.29	-13	-7.29	-40.02	-31.96	1.43	13.1	V	Pass
7403.36	-41.19	-13	-28.19	-62.32	-50.23	2.26	11.3	V	Pass
9254.2	-18.93	-13	-5.93	-45.95	-28.47	2.36	11.9	V	Pass

Band :	LTE Band 2	**Temperature :**	23~25°C
Test Mode :	15MHz QPSK RB Size 1 Offset 0	**Relative Humidity :**	48~52%
Channel :	18900 (Middle)	**Frequency :**	1880
Test Engineer :	Leo Liao	**Polarization :**	Horizontal
Remark :	Spurious emissions within 30-10th harmonic were found more than 20dB below limit line.		

Frequency (MHz)	EIRP (dBm)	Limit (dBm)	Over Limit (dB)	SPA Reading (dBm)	S.G. Power (dBm)	TX Cable loss (dB)	TX Antenna Gain (dBi)	Polarization (H/V)	Result
3746.68	-41.70	-13	-28.70	-53.05	-53.05	1.25	12.60	H	Pass
5620.02	-21.10	-13	-8.10	-41.53	-32.77	1.43	13.10	H	Pass
7493.36	-37.25	-13	-24.25	-58.07	-46.29	2.26	11.30	H	Pass
9366.7	-17.60	-13	-4.60	-47.81	-27.14	2.36	11.90	H	Pass

Band :	LTE Band 2	**Temperature :**	23~25°C
Test Mode :	15MHz QPSK RB Size 1 Offset 0	**Relative Humidity :**	48~52%
Channel :	18900 (Middle)	**Frequency :**	1880
Test Engineer :	Leo Liao	**Polarization :**	Vertical
Remark :	Spurious emissions within 30-10th harmonic were found more than 20dB below limit line.		

Frequency (MHz)	EIRP (dBm)	Limit (dBm)	Over Limit (dB)	SPA Reading (dBm)	S.G. Power (dBm)	TX Cable loss (dB)	TX Antenna Gain (dBi)	Polarization (H/V)	Result
3746.68	-49.06	-13	-36.06	-61.19	-60.41	1.25	12.6	V	Pass
5620.02	-16.32	-13	-3.32	-36.01	-27.99	1.43	13.1	V	Pass
7493.36	-44.12	-13	-31.12	-60.49	-53.16	2.26	11.3	V	Pass
9366.7	-20.09	-13	-7.09	-46.94	-29.63	2.36	11.9	V	Pass

Band :	LTE Band 2	**Temperature :**	23~25°C
Test Mode :	15MHz QPSK RB Size 1 Offset 0	**Relative Humidity :**	48~52%
Channel :	19125 (High)	**Frequency :**	1902.5
Test Engineer :	Leo Liao	**Polarization :**	Horizontal
Remark :	Spurious emissions within 30-10th harmonic were found more than 20dB below limit line.		

Frequency (MHz)	EIRP (dBm)	Limit (dBm)	Over Limit (dB)	SPA Reading (dBm)	S.G. Power (dBm)	TX Cable loss (dB)	TX Antenna Gain (dBi)	Polarization (H/V)	Result
3791.68	-41.97	-13	-28.97	-56.10	-53.32	1.25	12.60	H	Pass
5687.52	-22.76	-13	-9.76	-42.98	-34.43	1.43	13.10	H	Pass
7583.36	-40.27	-13	-27.27	-60.00	-49.31	2.26	11.30	H	Pass
9479.2	-23.43	-13	-10.43	-52.66	-32.97	2.36	11.90	H	Pass

Band :	LTE Band 2	**Temperature :**	23~25°C
Test Mode :	15MHz QPSK RB Size 1 Offset 0	**Relative Humidity :**	48~52%
Channel :	19125 (High)	**Frequency :**	1902.5
Test Engineer :	Leo Liao	**Polarization :**	Vertical
Remark :	Spurious emissions within 30-10th harmonic were found more than 20dB below limit line.		

Frequency (MHz)	EIRP (dBm)	Limit (dBm)	Over Limit (dB)	SPA Reading (dBm)	S.G. Power (dBm)	TX Cable loss (dB)	TX Antenna Gain (dBi)	Polarization (H/V)	Result
3791.68	-49.65	-13	-36.65	-61.89	-61.00	1.25	12.6	V	Pass
5687.52	-20.63	-13	-7.63	-40.18	-32.30	1.43	13.1	V	Pass
7583.36	-41.50	-13	-28.50	-62.62	-50.54	2.26	11.3	V	Pass
9479.2	-24.14	-13	-11.14	-50.49	-33.68	2.36	11.9	V	Pass

Band :	LTE Band 2	**Temperature :**	23~25°C
Test Mode :	20MHz QPSK RB Size 1 Offset 0	**Relative Humidity :**	48~52%
Channel :	18700 (Low)	**Frequency :**	1860
Test Engineer :	Leo Liao	**Polarization :**	Horizontal
Remark :	Spurious emissions within 30-10th harmonic were found more than 20dB below limit line.		

Frequency (MHz)	EIRP (dBm)	Limit (dBm)	Over Limit (dB)	SPA Reading (dBm)	S.G. Power (dBm)	TX Cable loss (dB)	TX Antenna Gain (dBi)	Polarization (H/V)	Result
3702.18	-41.95	-13	-28.95	-56.02	-53.30	1.25	12.60	H	Pass
5553.27	-19.13	-13	-6.13	-39.70	-30.80	1.43	13.10	H	Pass
7404.36	-41.92	-13	-28.92	-61.32	-50.96	2.26	11.30	H	Pass
9255.45	-18.90	-13	-5.90	-49.05	-28.44	2.36	11.90	H	Pass

Band :	LTE Band 2	**Temperature :**	23~25°C
Test Mode :	20MHz QPSK RB Size 1 Offset 0	**Relative Humidity :**	48~52%
Channel :	18700 (Low)	**Frequency :**	1860
Test Engineer :	Leo Liao	**Polarization :**	Vertical
Remark :	Spurious emissions within 30-10th harmonic were found more than 20dB below limit line.		

Frequency (MHz)	EIRP (dBm)	Limit (dBm)	Over Limit (dB)	SPA Reading (dBm)	S.G. Power (dBm)	TX Cable loss (dB)	TX Antenna Gain (dBi)	Polarization (H/V)	Result
3702.18	-48.40	-13	-35.40	-60.57	-59.75	1.25	12.6	V	Pass
5553.27	-20.18	-13	-7.18	-39.92	-31.85	1.43	13.1	V	Pass
7404.36	-41.12	-13	-28.12	-62.25	-50.16	2.26	11.3	V	Pass
9255.45	-20.22	-13	-7.22	-47.1	-29.76	2.36	11.9	V	Pass

Band :	LTE Band 2	**Temperature :**	23~25°C
Test Mode :	20MHz QPSK RB Size 1 Offset 0	**Relative Humidity :**	48~52%
Channel :	18900 (Middle)	**Frequency :**	1880
Test Engineer :	Leo Liao	**Polarization :**	Horizontal
Remark :	Spurious emissions within 30-10th harmonic were found more than 20dB below limit line.		

Frequency (MHz)	EIRP (dBm)	Limit (dBm)	Over Limit (dB)	SPA Reading (dBm)	S.G. Power (dBm)	TX Cable loss (dB)	TX Antenna Gain (dBi)	Polarization (H/V)	Result
3742.18	-38.91	-13	-25.91	-52.70	-50.26	1.25	12.60	H	Pass
5613.27	-19.35	-13	-6.35	-39.84	-31.02	1.43	13.10	H	Pass
7484.36	-37.25	-13	-24.25	-58.07	-46.29	2.26	11.30	H	Pass
9355.45	-17.61	-13	-4.61	-47.82	-27.15	2.36	11.90	H	Pass

Band :	LTE Band 2	**Temperature :**	23~25°C
Test Mode :	20MHz QPSK RB Size 1 Offset 0	**Relative Humidity :**	48~52%
Channel :	18900 (Middle)	**Frequency :**	1880
Test Engineer :	Leo Liao	**Polarization :**	Vertical
Remark :	Spurious emissions within 30-10th harmonic were found more than 20dB below limit line.		

Frequency (MHz)	EIRP (dBm)	Limit (dBm)	Over Limit (dB)	SPA Reading (dBm)	S.G. Power (dBm)	TX Cable loss (dB)	TX Antenna Gain (dBi)	Polarization (H/V)	Result
3742.18	-48.60	-13	-35.60	-60.73	-59.95	1.25	12.6	V	Pass
5613.27	-16.11	-13	-3.11	-35.8	-27.78	1.43	13.1	V	Pass
7484.36	-37.14	-13	-24.14	-60.01	-46.18	2.26	11.3	V	Pass
9355.45	-20.33	-13	-7.33	-47.12	-29.87	2.36	11.9	V	Pass

Band :	LTE Band 2	**Temperature :**	23~25°C
Test Mode :	20MHz QPSK RB Size 1 Offset 0	**Relative Humidity :**	48~52%
Channel :	19100 (High)	**Frequency :**	1900
Test Engineer :	Leo Liao	**Polarization :**	Horizontal
Remark :	Spurious emissions within 30-10th harmonic were found more than 20dB below limit line.		

Frequency (MHz)	EIRP (dBm)	Limit (dBm)	Over Limit (dB)	SPA Reading (dBm)	S.G. Power (dBm)	TX Cable loss (dB)	TX Antenna Gain (dBi)	Polarization (H/V)	Result
3782.18	-42.05	-13	-29.05	-56.18	-53.40	1.25	12.60	H	Pass
5673.27	-22.25	-13	-9.25	-42.57	-33.92	1.43	13.10	H	Pass
7564.36	-40.27	-13	-27.27	-60.00	-49.31	2.26	11.30	H	Pass
9455.45	-22.44	-13	-9.44	-51.85	-31.98	2.36	11.90	H	Pass

Band :	LTE Band 2	**Temperature :**	23~25°C
Test Mode :	20MHz QPSK RB Size 1 Offset 0	**Relative Humidity :**	48~52%
Channel :	19100 (High)	**Frequency :**	1900
Test Engineer :	Leo Liao	**Polarization :**	Vertical
Remark :	Spurious emissions within 30-10th harmonic were found more than 20dB below limit line.		

Frequency (MHz)	EIRP (dBm)	Limit (dBm)	Over Limit (dB)	SPA Reading (dBm)	S.G. Power (dBm)	TX Cable loss (dB)	TX Antenna Gain (dBi)	Polarization (H/V)	Result
3782.18	-47.19	-13	-34.19	-59.43	-58.54	1.25	12.6	V	Pass
5673.27	-20.14	-13	-7.14	-39.76	-31.81	1.43	13.1	V	Pass
7564.36	-41.74	-13	-28.74	-62.86	-50.78	2.26	11.3	V	Pass
9455.45	-23.43	-13	-10.43	-49.9	-32.97	2.36	11.9	V	Pass

Band :	LTE Band 4	**Temperature :**	23~25°C
Test Mode :	1.4MHz QPSK RB Size 1 Offset 0	**Relative Humidity :**	48~52%
Channel :	19957 (Low)	**Frequency :**	1710.7
Test Engineer :	Leo Liao	**Polarization :**	Horizontal
Remark :	Spurious emissions within 30-10th harmonic were found more than 20dB below limit line.		

Frequency (MHz)	EIRP (dBm)	Limit (dBm)	Over Limit (dB)	SPA Reading (dBm)	S.G. Power (dBm)	TX Cable loss (dB)	TX Antenna Gain (dBi)	Polarization (H/V)	Result
3420.32	-58.47	-13	-45.47	-71.14	-65.47	1.3	8.30	H	Pass
5130.48	-46.19	-13	-33.19	-63.92	-54.71	1.6	10.12	H	Pass
6840.64	-53.26	-13	-40.26	-75.00	-63.66	1.7	12.10	H	Pass

Band :	LTE Band 4	**Temperature :**	23~25°C
Test Mode :	1.4MHz QPSK RB Size 1 Offset 0	**Relative Humidity :**	48~52%
Channel :	19957 (Low)	**Frequency :**	1710.7
Test Engineer :	Leo Liao	**Polarization :**	Vertical
Remark :	Spurious emissions within 30-10th harmonic were found more than 20dB below limit line.		

Frequency (MHz)	EIRP (dBm)	Limit (dBm)	Over Limit (dB)	SPA Reading (dBm)	S.G. Power (dBm)	TX Cable loss (dB)	TX Antenna Gain (dBi)	Polarization (H/V)	Result
3420.32	-56.52	-13	-43.52	-72.07	-63.52	1.3	8.3	V	Pass
5130.48	-50.76	-13	-37.76	-67.58	-59.28	1.6	10.12	V	Pass
6840.64	-53.11	-13	-40.11	-75.16	-63.51	1.7	12.1	V	Pass

Band :	LTE Band 4	**Temperature :**	23~25°C
Test Mode :	1.4MHz QPSK RB Size 1 Offset 0	**Relative Humidity :**	48~52%
Channel :	20175 (Middle)	**Frequency :**	1732.5
Test Engineer :	Leo Liao	**Polarization :**	Horizontal
Remark :	Spurious emissions within 30-10th harmonic were found more than 20dB below limit line.		

Frequency (MHz)	EIRP (dBm)	Limit (dBm)	Over Limit (dB)	SPA Reading (dBm)	S.G. Power (dBm)	TX Cable loss (dB)	TX Antenna Gain (dBi)	Polarization (H/V)	Result
3463.92	-59.27	-13	-46.27	-71.94	-66.27	1.3	8.30	H	Pass
5195.88	-41.49	-13	-28.49	-60.57	-50.01	1.6	10.12	H	Pass
6927.84	-54.06	-13	-41.06	-75.80	-64.46	1.7	12.10	H	Pass

Band :	LTE Band 4	**Temperature :**	23~25°C
Test Mode :	1.4MHz QPSK RB Size 1 Offset 0	**Relative Humidity :**	48~52%
Channel :	20175 (Middle)	**Frequency :**	1732.5
Test Engineer :	Leo Liao	**Polarization :**	Vertical
Remark :	Spurious emissions within 30-10th harmonic were found more than 20dB below limit line.		

Frequency (MHz)	EIRP (dBm)	Limit (dBm)	Over Limit (dB)	SPA Reading (dBm)	S.G. Power (dBm)	TX Cable loss (dB)	TX Antenna Gain (dBi)	Polarization (H/V)	Result
3463.92	-56.28	-13	-43.28	-71.83	-63.28	1.3	8.3	V	Pass
5195.88	-48.86	-13	-35.86	-65.68	-57.38	1.6	10.12	V	Pass
6927.84	-53.38	-13	-40.38	-75.43	-63.78	1.7	12.1	V	Pass

Band :	LTE Band 4	**Temperature :**	23~25°C
Test Mode :	1.4MHz QPSK RB Size 1 Offset 0	**Relative Humidity :**	48~52%
Channel :	20393 (High)	**Frequency :**	1754.3
Test Engineer :	Leo Liao	**Polarization :**	Horizontal
Remark :	Spurious emissions within 30-10th harmonic were found more than 20dB below limit line.		

Frequency (MHz)	EIRP (dBm)	Limit (dBm)	Over Limit (dB)	SPA Reading (dBm)	S.G. Power (dBm)	TX Cable loss (dB)	TX Antenna Gain (dBi)	Polarization (H/V)	Result
3507.52	-58.98	-13	-45.98	-71.65	-65.98	1.3	8.30	H	Pass
5261.28	-41.94	-13	-28.94	-60.95	-50.46	1.6	10.12	H	Pass
7015.04	-53.74	-13	-40.74	-75.48	-64.14	1.7	12.10	H	Pass

Band :	LTE Band 4	**Temperature :**	23~25°C
Test Mode :	1.4MHz QPSK RB Size 1 Offset 0	**Relative Humidity :**	48~52%
Channel :	20393 (High)	**Frequency :**	1754.3
Test Engineer :	Leo Liao	**Polarization :**	Vertical
Remark :	Spurious emissions within 30-10th harmonic were found more than 20dB below limit line.		

Frequency (MHz)	EIRP (dBm)	Limit (dBm)	Over Limit (dB)	SPA Reading (dBm)	S.G. Power (dBm)	TX Cable loss (dB)	TX Antenna Gain (dBi)	Polarization (H/V)	Result
3507.52	-55.13	-13	-42.13	-70.68	-62.13	1.3	8.3	V	Pass
5261.28	-43.42	-13	-30.42	-61.42	-51.94	1.6	10.12	V	Pass
7015.04	-53.64	-13	-40.64	-75.69	-64.04	1.7	12.1	V	Pass

Band :	LTE Band 4	**Temperature :**	23~25°C
Test Mode :	3MHz QPSK RB Size 1 Offset 0	**Relative Humidity :**	48~52%
Channel :	19965 (Low)	**Frequency :**	1711.5
Test Engineer :	Leo Liao	**Polarization :**	Horizontal
Remark :	Spurious emissions within 30-10th harmonic were found more than 20dB below limit line.		

Frequency (MHz)	EIRP (dBm)	Limit (dBm)	Over Limit (dB)	SPA Reading (dBm)	S.G. Power (dBm)	TX Cable loss (dB)	TX Antenna Gain (dBi)	Polarization (H/V)	Result
3420.48	-58.35	-13	-45.35	-71.02	-65.35	1.3	8.30	H	Pass
5130.72	-47.47	-13	-34.47	-65.20	-55.99	1.6	10.12	H	Pass
6840.96	-53.76	-13	-40.76	-75.50	-64.16	1.7	12.10	H	Pass

Band :	LTE Band 4	**Temperature :**	23~25°C
Test Mode :	3MHz QPSK RB Size 1 Offset 0	**Relative Humidity :**	48~52%
Channel :	19965 (Low)	**Frequency :**	1711.5
Test Engineer :	Leo Liao	**Polarization :**	Vertical
Remark :	Spurious emissions within 30-10th harmonic were found more than 20dB below limit line.		

Frequency (MHz)	EIRP (dBm)	Limit (dBm)	Over Limit (dB)	SPA Reading (dBm)	S.G. Power (dBm)	TX Cable loss (dB)	TX Antenna Gain (dBi)	Polarization (H/V)	Result
3420.48	-55.56	-13	-42.56	-71.11	-62.56	1.3	8.3	V	Pass
5130.72	-51.32	-13	-38.32	-68.14	-59.84	1.6	10.12	V	Pass
6840.96	-53.34	-13	-40.34	-75.39	-63.74	1.7	12.1	V	Pass

Band :	LTE Band 4	**Temperature :**	23~25°C
Test Mode :	3MHz QPSK RB Size 1 Offset 0	**Relative Humidity :**	48~52%
Channel :	20175 (Middle)	**Frequency :**	1732.5
Test Engineer :	Leo Liao	**Polarization :**	Horizontal
Remark :	Spurious emissions within 30-10th harmonic were found more than 20dB below limit line.		

Frequency (MHz)	EIRP (dBm)	Limit (dBm)	Over Limit (dB)	SPA Reading (dBm)	S.G. Power (dBm)	TX Cable loss (dB)	TX Antenna Gain (dBi)	Polarization (H/V)	Result
3462.48	-58.77	-13	-45.77	-71.44	-65.77	1.3	8.30	H	Pass
5193.72	-31.58	-13	-18.58	-52.70	-40.10	1.6	10.12	H	Pass
6924.96	-53.62	-13	-40.62	-75.36	-64.02	1.7	12.10	H	Pass

Band :	LTE Band 4	**Temperature :**	23~25°C
Test Mode :	3MHz QPSK RB Size 1 Offset 0	**Relative Humidity :**	48~52%
Channel :	20175 (Middle)	**Frequency :**	1732.5
Test Engineer :	Leo Liao	**Polarization :**	Vertical
Remark :	Spurious emissions within 30-10th harmonic were found more than 20dB below limit line.		

Frequency (MHz)	EIRP (dBm)	Limit (dBm)	Over Limit (dB)	SPA Reading (dBm)	S.G. Power (dBm)	TX Cable loss (dB)	TX Antenna Gain (dBi)	Polarization (H/V)	Result
3462.48	-55.79	-13	-42.79	-71.34	-62.79	1.3	8.3	V	Pass
5193.72	-46.50	-13	-33.50	-63.04	-55.02	1.6	10.12	V	Pass
6924.96	-53.30	-13	-40.30	-75.35	-63.70	1.7	12.1	V	Pass

Band :	LTE Band 4	**Temperature :**	23~25°C
Test Mode :	3MHz QPSK RB Size 1 Offset 0	**Relative Humidity :**	48~52%
Channel :	20385 (High)	**Frequency :**	1753.5
Test Engineer :	Leo Liao	**Polarization :**	Horizontal
Remark :	Spurious emissions within 30-10th harmonic were found more than 20dB below limit line.		

Frequency (MHz)	EIRP (dBm)	Limit (dBm)	Over Limit (dB)	SPA Reading (dBm)	S.G. Power (dBm)	TX Cable loss (dB)	TX Antenna Gain (dBi)	Polarization (H/V)	Result
3504.48	-58.49	-13	-45.49	-71.16	-65.49	1.3	8.30	H	Pass
5256.72	-32.76	-13	-19.76	-53.90	-41.28	1.6	10.12	H	Pass
7008.96	-52.89	-13	-39.89	-74.63	-63.29	1.7	12.10	H	Pass

Band :	LTE Band 4	**Temperature :**	23~25°C
Test Mode :	3MHz QPSK RB Size 1 Offset 0	**Relative Humidity :**	48~52%
Channel :	20385 (High)	**Frequency :**	1753.5
Test Engineer :	Leo Liao	**Polarization :**	Vertical
Remark :	Spurious emissions within 30-10th harmonic were found more than 20dB below limit line.		

Frequency (MHz)	EIRP (dBm)	Limit (dBm)	Over Limit (dB)	SPA Reading (dBm)	S.G. Power (dBm)	TX Cable loss (dB)	TX Antenna Gain (dBi)	Polarization (H/V)	Result
3504.48	-56.14	-13	-43.14	-71.69	-63.14	1.3	8.3	V	Pass
5256.72	-41.69	-13	-28.69	-60.17	-50.21	1.6	10.12	V	Pass
7008.96	-53.35	-13	-40.35	-75.4	-63.75	1.7	12.1	V	Pass

Band :	LTE Band 4	**Temperature :**	23~25°C
Test Mode :	5MHz QPSK RB Size 1 Offset 0	**Relative Humidity :**	48~52%
Channel :	19975 (Low)	**Frequency :**	1712.5
Test Engineer :	Leo Liao	**Polarization :**	Horizontal
Remark :	Spurious emissions within 30-10th harmonic were found more than 20dB below limit line.		

Frequency (MHz)	EIRP (dBm)	Limit (dBm)	Over Limit (dB)	SPA Reading (dBm)	S.G. Power (dBm)	TX Cable loss (dB)	TX Antenna Gain (dBi)	Polarization (H/V)	Result
3420.68	-58.86	-13	-45.86	-71.53	-65.86	1.3	8.30	H	Pass
5131.02	-49.53	-13	-36.53	-67.26	-58.05	1.6	10.12	H	Pass
6841.36	-53.83	-13	-40.83	-75.57	-64.23	1.7	12.10	H	Pass

Band :	LTE Band 4	**Temperature :**	23~25°C
Test Mode :	5MHz QPSK RB Size 1 Offset 0	**Relative Humidity :**	48~52%
Channel :	19975 (Low)	**Frequency :**	1712.5
Test Engineer :	Leo Liao	**Polarization :**	Vertical
Remark :	Spurious emissions within 30-10th harmonic were found more than 20dB below limit line.		

Frequency (MHz)	EIRP (dBm)	Limit (dBm)	Over Limit (dB)	SPA Reading (dBm)	S.G. Power (dBm)	TX Cable loss (dB)	TX Antenna Gain (dBi)	Polarization (H/V)	Result
3420.68	-56.73	-13	-43.73	-72.28	-63.73	1.3	8.3	V	Pass
5131.02	-54.99	-13	-41.99	-71.81	-63.51	1.6	10.12	V	Pass
6841.36	-53.00	-13	-40.00	-75.05	-63.40	1.7	12.1	V	Pass

Band :	LTE Band 4	**Temperature :**	23~25°C
Test Mode :	5MHz QPSK RB Size 1 Offset 0	**Relative Humidity :**	48~52%
Channel :	20175 (Middle)	**Frequency :**	1732.5
Test Engineer :	Leo Liao	**Polarization :**	Horizontal
Remark :	Spurious emissions within 30-10th harmonic were found more than 20dB below limit line.		

Frequency (MHz)	EIRP (dBm)	Limit (dBm)	Over Limit (dB)	SPA Reading (dBm)	S.G. Power (dBm)	TX Cable loss (dB)	TX Antenna Gain (dBi)	Polarization (H/V)	Result
3460.68	-57.91	-13	-44.91	-70.58	-64.91	1.3	8.30	H	Pass
5191.02	-42.92	-13	-29.92	-61.65	-51.44	1.6	10.12	H	Pass
6921.36	-53.99	-13	-40.99	-75.73	-64.39	1.7	12.10	H	Pass

Band :	LTE Band 4	**Temperature :**	23~25°C
Test Mode :	5MHz QPSK RB Size 1 Offset 0	**Relative Humidity :**	48~52%
Channel :	20175 (Middle)	**Frequency :**	1732.5
Test Engineer :	Leo Liao	**Polarization :**	Vertical
Remark :	Spurious emissions within 30-10th harmonic were found more than 20dB below limit line.		

Frequency (MHz)	EIRP (dBm)	Limit (dBm)	Over Limit (dB)	SPA Reading (dBm)	S.G. Power (dBm)	TX Cable loss (dB)	TX Antenna Gain (dBi)	Polarization (H/V)	Result
3460.68	-55.50	-13	-42.50	-71.05	-62.50	1.3	8.3	V	Pass
5191.02	-42.48	-13	-29.48	-60.76	-51.00	1.6	10.12	V	Pass
6921.36	-53.11	-13	-40.11	-75.16	-63.51	1.7	12.1	V	Pass

Band :	LTE Band 4	**Temperature :**	23~25°C
Test Mode :	5MHz QPSK RB Size 1 Offset 0	**Relative Humidity :**	48~52%
Channel :	20375 (High)	**Frequency :**	1752.5
Test Engineer :	Leo Liao	**Polarization :**	Horizontal
Remark :	Spurious emissions within 30-10th harmonic were found more than 20dB below limit line.		

Frequency (MHz)	EIRP (dBm)	Limit (dBm)	Over Limit (dB)	SPA Reading (dBm)	S.G. Power (dBm)	TX Cable loss (dB)	TX Antenna Gain (dBi)	Polarization (H/V)	Result
3500.68	-57.41	-13	-44.41	-70.08	-64.41	1.3	8.30	H	Pass
5252	-42.20	-13	-29.20	-61.14	-50.72	1.6	10.12	H	Pass
7001.36	-53.52	-13	-40.52	-75.26	-63.92	1.7	12.10	H	Pass

Band :	LTE Band 4	**Temperature :**	23~25°C
Test Mode :	5MHz QPSK RB Size 1 Offset 0	**Relative Humidity :**	48~52%
Channel :	20375 (High)	**Frequency :**	1752.5
Test Engineer :	Leo Liao	**Polarization :**	Vertical
Remark :	Spurious emissions within 30-10th harmonic were found more than 20dB below limit line.		

Frequency (MHz)	EIRP (dBm)	Limit (dBm)	Over Limit (dB)	SPA Reading (dBm)	S.G. Power (dBm)	TX Cable loss (dB)	TX Antenna Gain (dBi)	Polarization (H/V)	Result
3500.68	-55.18	-13	-42.18	-70.73	-62.18	1.3	8.3	V	Pass
5252	-42.84	-13	-29.84	-61.03	-51.36	1.6	10.12	V	Pass
7001.36	-52.57	-13	-39.57	-74.62	-62.97	1.7	12.1	V	Pass

Band :	LTE Band 4	**Temperature :**	23~25°C
Test Mode :	10MHz QPSK RB Size 1 Offset 0	**Relative Humidity :**	48~52%
Channel :	20000 (Low)	**Frequency :**	1715
Test Engineer :	Leo Liao	**Polarization :**	Horizontal
Remark :	Spurious emissions within 30-10th harmonic were found more than 20dB below limit line.		

Frequency (MHz)	EIRP (dBm)	Limit (dBm)	Over Limit (dB)	SPA Reading (dBm)	S.G. Power (dBm)	TX Cable loss (dB)	TX Antenna Gain (dBi)	Polarization (H/V)	Result
3421.18	-57.65	-13	-44.65	-70.32	-64.65	1.3	8.30	H	Pass
5131.77	-51.33	-13	-38.33	-69.06	-59.85	1.6	10.12	H	Pass
6842.36	-52.86	-13	-39.86	-74.60	-63.26	1.7	12.10	H	Pass

Band :	LTE Band 4	**Temperature :**	23~25°C
Test Mode :	10MHz QPSK RB Size 1 Offset 0	**Relative Humidity :**	48~52%
Channel :	20000 (Low)	**Frequency :**	1715
Test Engineer :	Leo Liao	**Polarization :**	Vertical
Remark :	Spurious emissions within 30-10th harmonic were found more than 20dB below limit line.		

Frequency (MHz)	EIRP (dBm)	Limit (dBm)	Over Limit (dB)	SPA Reading (dBm)	S.G. Power (dBm)	TX Cable loss (dB)	TX Antenna Gain (dBi)	Polarization (H/V)	Result
3421.18	-55.77	-13	-42.77	-71.32	-62.77	1.3	8.3	V	Pass
5131.77	-52.86	-13	-39.86	-69.68	-61.38	1.6	10.12	V	Pass
6842.36	-53.11	-13	-40.11	-75.16	-63.51	1.7	12.1	V	Pass

Band :	LTE Band 4	**Temperature :**	23~25°C
Test Mode :	10MHz QPSK RB Size 1 Offset 0	**Relative Humidity :**	48~52%
Channel :	20175 (Middle)	**Frequency :**	1732.5
Test Engineer :	Leo Liao	**Polarization :**	Horizontal
Remark :	Spurious emissions within 30-10th harmonic were found more than 20dB below limit line.		

Frequency (MHz)	EIRP (dBm)	Limit (dBm)	Over Limit (dB)	SPA Reading (dBm)	S.G. Power (dBm)	TX Cable loss (dB)	TX Antenna Gain (dBi)	Polarization (H/V)	Result
3456.18	-59.23	-13	-46.23	-71.90	-66.23	1.3	8.30	H	Pass
5184.27	-33.41	-13	-20.41	-54.44	-41.93	1.6	10.12	H	Pass
6912.36	-53.64	-13	-40.64	-75.38	-64.04	1.7	12.10	H	Pass

Band :	LTE Band 4	**Temperature :**	23~25°C
Test Mode :	10MHz QPSK RB Size 1 Offset 0	**Relative Humidity :**	48~52%
Channel :	20175 (Middle)	**Frequency :**	1732.5
Test Engineer :	Leo Liao	**Polarization :**	Vertical
Remark :	Spurious emissions within 30-10th harmonic were found more than 20dB below limit line.		

Frequency (MHz)	EIRP (dBm)	Limit (dBm)	Over Limit (dB)	SPA Reading (dBm)	S.G. Power (dBm)	TX Cable loss (dB)	TX Antenna Gain (dBi)	Polarization (H/V)	Result
3456.18	-56.73	-13	-43.73	-72.28	-63.73	1.3	8.3	V	Pass
5184.27	-44.79	-13	-31.79	-62.25	-53.31	1.6	10.12	V	Pass
6912.36	-53.33	-13	-40.33	-75.38	-63.73	1.7	12.1	V	Pass

Band :	LTE Band 4	**Temperature :**	23~25°C
Test Mode :	10MHz QPSK RB Size 1 Offset 0	**Relative Humidity :**	48~52%
Channel :	20350 (High)	**Frequency :**	1750
Test Engineer :	Leo Liao	**Polarization :**	Horizontal
Remark :	Spurious emissions within 30-10th harmonic were found more than 20dB below limit line.		

Frequency (MHz)	EIRP (dBm)	Limit (dBm)	Over Limit (dB)	SPA Reading (dBm)	S.G. Power (dBm)	TX Cable loss (dB)	TX Antenna Gain (dBi)	Polarization (H/V)	Result
3491.18	-57.33	-13	-44.33	-70.00	-64.33	1.3	8.30	H	Pass
5236.77	-40.53	-13	-27.53	-59.89	-49.05	1.6	10.12	H	Pass
6982.36	-53.18	-13	-40.18	-74.92	-63.58	1.7	12.10	H	Pass

Band :	LTE Band 4	**Temperature :**	23~25°C
Test Mode :	10MHz QPSK RB Size 1 Offset 0	**Relative Humidity :**	48~52%
Channel :	20350 (High)	**Frequency :**	1750
Test Engineer :	Leo Liao	**Polarization :**	Vertical
Remark :	Spurious emissions within 30-10th harmonic were found more than 20dB below limit line.		

Frequency (MHz)	EIRP (dBm)	Limit (dBm)	Over Limit (dB)	SPA Reading (dBm)	S.G. Power (dBm)	TX Cable loss (dB)	TX Antenna Gain (dBi)	Polarization (H/V)	Result
3491.18	-56.38	-13	-43.38	-71.93	-63.38	1.3	8.3	V	Pass
5236.77	-46.12	-13	-33.12	-63.33	-54.64	1.6	10.12	V	Pass
6982.36	-52.54	-13	-39.54	-74.59	-62.94	1.7	12.1	V	Pass

Band :	LTE Band 4	**Temperature :**	23~25°C
Test Mode :	15MHz QPSK RB Size 1 Offset 0	**Relative Humidity :**	48~52%
Channel :	20025 (Low)	**Frequency :**	1717.5
Test Engineer :	Leo Liao	**Polarization :**	Horizontal
Remark :	Spurious emissions within 30-10th harmonic were found more than 20dB below limit line.		

Frequency (MHz)	EIRP (dBm)	Limit (dBm)	Over Limit (dB)	SPA Reading (dBm)	S.G. Power (dBm)	TX Cable loss (dB)	TX Antenna Gain (dBi)	Polarization (H/V)	Result
3421.68	-57.97	-13	-44.97	-70.64	-64.97	1.3	8.30	H	Pass
5132.52	-50.73	-13	-37.73	-68.46	-59.25	1.6	10.12	H	Pass
6843.36	-53.66	-13	-40.66	-75.40	-64.06	1.7	12.10	H	Pass

Band :	LTE Band 4	**Temperature :**	23~25°C
Test Mode :	15MHz QPSK RB Size 1 Offset 0	**Relative Humidity :**	48~52%
Channel :	20025 (Low)	**Frequency :**	1717.5
Test Engineer :	Leo Liao	**Polarization :**	Vertical
Remark :	Spurious emissions within 30-10th harmonic were found more than 20dB below limit line.		

Frequency (MHz)	EIRP (dBm)	Limit (dBm)	Over Limit (dB)	SPA Reading (dBm)	S.G. Power (dBm)	TX Cable loss (dB)	TX Antenna Gain (dBi)	Polarization (H/V)	Result
3421.68	-55.73	-13	-42.73	-71.28	-62.73	1.3	8.3	V	Pass
5132.52	-54.20	-13	-41.20	-71.02	-62.72	1.6	10.12	V	Pass
6843.36	-52.98	-13	-39.98	-75.03	-63.38	1.7	12.1	V	Pass

Band :	LTE Band 4	**Temperature :**	23~25°C
Test Mode :	15MHz QPSK RB Size 1 Offset 0	**Relative Humidity :**	48~52%
Channel :	20175 (Middle)	**Frequency :**	1732.5
Test Engineer :	Leo Liao	**Polarization :**	Horizontal
Remark :	Spurious emissions within 30-10th harmonic were found more than 20dB below limit line.		

Frequency (MHz)	EIRP (dBm)	Limit (dBm)	Over Limit (dB)	SPA Reading (dBm)	S.G. Power (dBm)	TX Cable loss (dB)	TX Antenna Gain (dBi)	Polarization (H/V)	Result
3451.68	-57.94	-13	-44.94	-70.61	-64.94	1.3	8.30	H	Pass
5177.52	-42.77	-13	-29.77	-61.54	-51.29	1.6	10.12	H	Pass
6903.36	-53.48	-13	-40.48	-75.22	-63.88	1.7	12.10	H	Pass

Band :	LTE Band 4	**Temperature :**	23~25°C
Test Mode :	15MHz QPSK RB Size 1 Offset 0	**Relative Humidity :**	48~52%
Channel :	20175 (Middle)	**Frequency :**	1732.5
Test Engineer :	Leo Liao	**Polarization :**	Vertical
Remark :	Spurious emissions within 30-10th harmonic were found more than 20dB below limit line.		

Frequency (MHz)	EIRP (dBm)	Limit (dBm)	Over Limit (dB)	SPA Reading (dBm)	S.G. Power (dBm)	TX Cable loss (dB)	TX Antenna Gain (dBi)	Polarization (H/V)	Result
3451.68	-56.23	-13	-43.23	-71.78	-63.23	1.3	8.3	V	Pass
5177.52	-41.95	-13	-28.95	-60.37	-50.47	1.6	10.12	V	Pass
6903.36	-52.85	-13	-39.85	-74.9	-63.25	1.7	12.1	V	Pass

Band :	LTE Band 4	**Temperature :**	23~25°C
Test Mode :	15MHz QPSK RB Size 1 Offset 0	**Relative Humidity :**	48~52%
Channel :	20325 (High)	**Frequency :**	1747.5
Test Engineer :	Leo Liao	**Polarization :**	Horizontal
Remark :	Spurious emissions within 30-10th harmonic were found more than 20dB below limit line.		

Frequency (MHz)	EIRP (dBm)	Limit (dBm)	Over Limit (dB)	SPA Reading (dBm)	S.G. Power (dBm)	TX Cable loss (dB)	TX Antenna Gain (dBi)	Polarization (H/V)	Result
3481.68	-57.74	-13	-44.74	-70.41	-64.74	1.3	8.30	H	Pass
5222.52	-37.80	-13	-24.80	-58.08	-46.32	1.6	10.12	H	Pass
6963.36	-53.77	-13	-40.77	-75.51	-64.17	1.7	12.10	H	Pass

Band :	LTE Band 4	**Temperature :**	23~25°C
Test Mode :	15MHz QPSK RB Size 1 Offset 0	**Relative Humidity :**	48~52%
Channel :	20325 (High)	**Frequency :**	1747.5
Test Engineer :	Leo Liao	**Polarization :**	Vertical
Remark :	Spurious emissions within 30-10th harmonic were found more than 20dB below limit line.		

Frequency (MHz)	EIRP (dBm)	Limit (dBm)	Over Limit (dB)	SPA Reading (dBm)	S.G. Power (dBm)	TX Cable loss (dB)	TX Antenna Gain (dBi)	Polarization (H/V)	Result
3481.68	-55.34	-13	-42.34	-70.89	-62.34	1.3	8.3	V	Pass
5222.52	-39.90	-13	-26.90	-58.99	-48.42	1.6	10.12	V	Pass
6963.36	-53.05	-13	-40.05	-75.1	-63.45	1.7	12.1	V	Pass

Band :	LTE Band 4	**Temperature :**	23~25°C
Test Mode :	20MHz QPSK RB Size 1 Offset 0	**Relative Humidity :**	48~52%
Channel :	20050 (Low)	**Frequency :**	1720
Test Engineer :	Leo Liao	**Polarization :**	Horizontal
Remark :	Spurious emissions within 30-10th harmonic were found more than 20dB below limit line.		

Frequency (MHz)	EIRP (dBm)	Limit (dBm)	Over Limit (dB)	SPA Reading (dBm)	S.G. Power (dBm)	TX Cable loss (dB)	TX Antenna Gain (dBi)	Polarization (H/V)	Result
3422.18	-58.02	-13	-45.02	-70.69	-65.02	1.3	8.30	H	Pass
5133.27	-51.71	-13	-38.71	-69.44	-60.23	1.6	10.12	H	Pass
6844.36	-53.67	-13	-40.67	-75.41	-64.07	1.7	12.10	H	Pass

Band :	LTE Band 4	**Temperature :**	23~25°C
Test Mode :	20MHz QPSK RB Size 1 Offset 0	**Relative Humidity :**	48~52%
Channel :	20050 (Low)	**Frequency :**	1720
Test Engineer :	Leo Liao	**Polarization :**	Vertical
Remark :	Spurious emissions within 30-10th harmonic were found more than 20dB below limit line.		

Frequency (MHz)	EIRP (dBm)	Limit (dBm)	Over Limit (dB)	SPA Reading (dBm)	S.G. Power (dBm)	TX Cable loss (dB)	TX Antenna Gain (dBi)	Polarization (H/V)	Result
3422.18	-56.22	-13	-43.22	-71.77	-63.22	1.3	8.3	V	Pass
5133.27	-51.90	-13	-38.90	-68.72	-60.42	1.6	10.12	V	Pass
6844.36	-53.15	-13	-40.15	-75.2	-63.55	1.7	12.1	V	Pass

Band :	LTE Band 4	**Temperature :**	23~25°C
Test Mode :	20MHz QPSK RB Size 1 Offset 0	**Relative Humidity :**	48~52%
Channel :	20175 (Middle)	**Frequency :**	1732.5
Test Engineer :	Leo Liao	**Polarization :**	Horizontal
Remark :	Spurious emissions within 30-10th harmonic were found more than 20dB below limit line.		

Frequency (MHz)	EIRP (dBm)	Limit (dBm)	Over Limit (dB)	SPA Reading (dBm)	S.G. Power (dBm)	TX Cable loss (dB)	TX Antenna Gain (dBi)	Polarization (H/V)	Result
3447.18	-58.39	-13	-45.39	-71.06	-65.39	1.3	8.30	H	Pass
5170.77	-45.62	-13	-32.62	-63.54	-54.14	1.6	10.12	H	Pass
6894.36	-53.61	-13	-40.61	-75.35	-64.01	1.7	12.10	H	Pass

Band :	LTE Band 4	**Temperature :**	23~25°C
Test Mode :	20MHz QPSK RB Size 1 Offset 0	**Relative Humidity :**	48~52%
Channel :	20175 (Middle)	**Frequency :**	1732.5
Test Engineer :	Leo Liao	**Polarization :**	Vertical
Remark :	Spurious emissions within 30-10th harmonic were found more than 20dB below limit line.		

Frequency (MHz)	EIRP (dBm)	Limit (dBm)	Over Limit (dB)	SPA Reading (dBm)	S.G. Power (dBm)	TX Cable loss (dB)	TX Antenna Gain (dBi)	Polarization (H/V)	Result
3447.18	-56.21	-13	-43.21	-71.76	-63.21	1.3	8.3	V	Pass
5170.77	-47.08	-13	-34.08	-63.9	-55.60	1.6	10.12	V	Pass
6894.36	-53.30	-13	-40.30	-75.35	-63.70	1.7	12.1	V	Pass

Band :	LTE Band 4	**Temperature :**	23~25°C
Test Mode :	20MHz QPSK RB Size 1 Offset 0	**Relative Humidity :**	48~52%
Channel :	20300 (High)	**Frequency :**	1745
Test Engineer :	Leo Liao	**Polarization :**	Horizontal
Remark :	Spurious emissions within 30-10th harmonic were found more than 20dB below limit line.		

Frequency (MHz)	EIRP (dBm)	Limit (dBm)	Over Limit (dB)	SPA Reading (dBm)	S.G. Power (dBm)	TX Cable loss (dB)	TX Antenna Gain (dBi)	Polarization (H/V)	Result
3472.18	-58.17	-13	-45.17	-70.84	-65.17	1.3	8.30	H	Pass
5208.27	-39.65	-13	-26.65	-59.26	-48.17	1.6	10.12	H	Pass
6944.36	-53.15	-13	-40.15	-74.89	-63.55	1.7	12.10	H	Pass

Band :	LTE Band 4	**Temperature :**	23~25°C
Test Mode :	20MHz QPSK RB Size 1 Offset 0	**Relative Humidity :**	48~52%
Channel :	20300 (High)	**Frequency :**	1745
Test Engineer :	Leo Liao	**Polarization :**	Vertical
Remark :	Spurious emissions within 30-10th harmonic were found more than 20dB below limit line.		

Frequency (MHz)	EIRP (dBm)	Limit (dBm)	Over Limit (dB)	SPA Reading (dBm)	S.G. Power (dBm)	TX Cable loss (dB)	TX Antenna Gain (dBi)	Polarization (H/V)	Result
3472.18	-56.58	-13	-43.58	-72.13	-63.58	1.3	8.3	V	Pass
5208.27	-46.87	-13	-33.87	-63.75	-55.39	1.6	10.12	V	Pass
6944.36	-52.85	-13	-39.85	-74.9	-63.25	1.7	12.1	V	Pass

Band :	LTE Band 7	**Temperature :**	23~25°C
Test Mode :	5MHz QPSK RB Size 1 Offset 0	**Relative Humidity :**	48~52%
Channel :	20775 (Low)	**Frequency :**	2502.5
Test Engineer :	Leo Liao	**Polarization :**	Horizontal
Remark :	Spurious emissions within 30-10th harmonic were found more than 20dB below limit line.		

Frequency (MHz)	EIRP (dBm)	Limit (dBm)	Over Limit (dB)	SPA Reading (dBm)	S.G. Power (dBm)	TX Cable loss (dB)	TX Antenna Gain (dBi)	Polarization (H/V)	Result
5000.68	-50.97	-25	-25.97	-61.91	-57.37	1.2	7.60	H	Pass
7501.02	-30.42	-25	-5.42	-51.64	-38.76	1.56	9.90	H	Pass
10001.36	-53.16	-25	-28.16	-76.68	-62.98	1.78	11.60	H	Pass

Band :	LTE Band 7	**Temperature :**	23~25°C
Test Mode :	5MHz QPSK RB Size 1 Offset 0	**Relative Humidity :**	48~52%
Channel :	20775 (Low)	**Frequency :**	2502.5
Test Engineer :	Leo Liao	**Polarization :**	Vertical
Remark :	Spurious emissions within 30-10th harmonic were found more than 20dB below limit line.		

Frequency (MHz)	EIRP (dBm)	Limit (dBm)	Over Limit (dB)	SPA Reading (dBm)	S.G. Power (dBm)	TX Cable loss (dB)	TX Antenna Gain (dBi)	Polarization (H/V)	Result
5000.68	-40.24	-25	-15.24	-55.39	-46.64	1.2	7.60	V	Pass
7501.02	-28.99	-25	-3.99	-50.77	-37.33	1.56	9.90	V	Pass
10001.36	-47.74	-25	-22.74	-70.97	-57.56	1.78	11.60	V	Pass

Band :	LTE Band 7	**Temperature :**	23~25°C
Test Mode :	5MHz QPSK RB Size 1 Offset 0	**Relative Humidity :**	48~52%
Channel :	21100 (Middle)	**Frequency :**	2535
Test Engineer :	Leo Liao	**Polarization :**	Horizontal
Remark :	Spurious emissions within 30-10th harmonic were found more than 20dB below limit line.		

Frequency (MHz)	EIRP (dBm)	Limit (dBm)	Over Limit (dB)	SPA Reading (dBm)	S.G. Power (dBm)	TX Cable loss (dB)	TX Antenna Gain (dBi)	Polarization (H/V)	Result
5065.68	-47.00	-25	-22.00	-59.39	-53.40	1.2	7.60	H	Pass
7598.52	-31.26	-25	-6.26	-52.44	-39.60	1.56	9.90	H	Pass
10131.36	-46.97	-25	-21.97	-70.49	-56.79	1.78	11.60	H	Pass

Band :	LTE Band 7	**Temperature :**	23~25°C
Test Mode :	5MHz QPSK RB Size 1 Offset 0	**Relative Humidity :**	48~52%
Channel :	21100 (Middle)	**Frequency :**	2535
Test Engineer :	Leo Liao	**Polarization :**	Vertical
Remark :	Spurious emissions within 30-10th harmonic were found more than 20dB below limit line.		

Frequency (MHz)	EIRP (dBm)	Limit (dBm)	Over Limit (dB)	SPA Reading (dBm)	S.G. Power (dBm)	TX Cable loss (dB)	TX Antenna Gain (dBi)	Polarization (H/V)	Result
5065.68	-37.17	-25	-12.17	-52.67	-43.57	1.2	7.60	V	Pass
7598.52	-28.99	-25	-3.99	-50.88	-37.33	1.56	9.90	V	Pass
10131.36	-47.17	-25	-22.17	-70.4	-56.99	1.78	11.60	V	Pass

Band :	LTE Band 7	**Temperature :**	23~25°C
Test Mode :	5MHz QPSK RB Size 1 Offset 0	**Relative Humidity :**	48~52%
Channel :	21425 (High)	**Frequency :**	2567.5
Test Engineer :	Leo Liao	**Polarization :**	Horizontal
Remark :	Spurious emissions within 30-10th harmonic were found more than 20dB below limit line.		

Frequency (MHz)	EIRP (dBm)	Limit (dBm)	Over Limit (dB)	SPA Reading (dBm)	S.G. Power (dBm)	TX Cable loss (dB)	TX Antenna Gain (dBi)	Polarization (H/V)	Result
5130.68	-44.76	-25	-19.76	-57.72	-51.16	1.2	7.60	H	Pass
7696.02	-32.72	-25	-7.72	-53.69	-41.06	1.56	9.90	H	Pass
10261.36	-46.34	-25	-21.34	-69.86	-56.16	1.78	11.60	H	Pass

Band :	LTE Band 7	**Temperature :**	23~25°C
Test Mode :	5MHz QPSK RB Size 1 Offset 0	**Relative Humidity :**	48~52%
Channel :	21425 (High)	**Frequency :**	2567.5
Test Engineer :	Leo Liao	**Polarization :**	Vertical
Remark :	Spurious emissions within 30-10th harmonic were found more than 20dB below limit line.		

Frequency (MHz)	EIRP (dBm)	Limit (dBm)	Over Limit (dB)	SPA Reading (dBm)	S.G. Power (dBm)	TX Cable loss (dB)	TX Antenna Gain (dBi)	Polarization (H/V)	Result
5130.68	-36.92	-25	-11.92	-52.44	-43.32	1.2	7.60	V	Pass
7696.02	-31.05	-25	-6.05	-51.73	-39.39	1.56	9.90	V	Pass
10261.36	-46.94	-25	-21.94	-70.17	-56.76	1.78	11.60	V	Pass

Band :	LTE Band 7	**Temperature :**	23~25°C
Test Mode :	10MHz QPSK RB Size 1 Offset 0	**Relative Humidity :**	48~52%
Channel :	20800 (Low)	**Frequency :**	2505
Test Engineer :	Leo Liao	**Polarization :**	Horizontal
Remark :	Spurious emissions within 30-10th harmonic were found more than 20dB below limit line.		

Frequency (MHz)	EIRP (dBm)	Limit (dBm)	Over Limit (dB)	SPA Reading (dBm)	S.G. Power (dBm)	TX Cable loss (dB)	TX Antenna Gain (dBi)	Polarization (H/V)	Result
5001.18	-50.31	-25	-25.31	-61.25	-56.71	1.2	7.60	H	Pass
7501.77	-28.84	-25	-3.84	-50.17	-37.18	1.56	9.90	H	Pass
10002.36	-46.68	-25	-21.68	-70.20	-56.50	1.78	11.60	H	Pass

Band :	LTE Band 7	**Temperature :**	23~25°C
Test Mode :	10MHz QPSK RB Size 1 Offset 0	**Relative Humidity :**	48~52%
Channel :	20800 (Low)	**Frequency :**	2505
Test Engineer :	Leo Liao	**Polarization :**	Vertical
Remark :	Spurious emissions within 30-10th harmonic were found more than 20dB below limit line.		

Frequency (MHz)	EIRP (dBm)	Limit (dBm)	Over Limit (dB)	SPA Reading (dBm)	S.G. Power (dBm)	TX Cable loss (dB)	TX Antenna Gain (dBi)	Polarization (H/V)	Result
5001.18	-39.99	-25	-14.99	-55.02	-46.39	1.2	7.60	V	Pass
7501.77	-30.99	-25	-5.99	-51.45	-39.33	1.56	9.90	V	Pass
10002.36	-47.68	-25	-22.68	-70.91	-57.50	1.78	11.60	V	Pass

Band :	LTE Band 7	**Temperature :**	23~25°C
Test Mode :	10MHz QPSK RB Size 1 Offset 0	**Relative Humidity :**	48~52%
Channel :	21100 (Middle)	**Frequency :**	2535
Test Engineer :	Leo Liao	**Polarization :**	Horizontal
Remark :	Spurious emissions within 30-10th harmonic were found more than 20dB below limit line.		

Frequency (MHz)	EIRP (dBm)	Limit (dBm)	Over Limit (dB)	SPA Reading (dBm)	S.G. Power (dBm)	TX Cable loss (dB)	TX Antenna Gain (dBi)	Polarization (H/V)	Result
5061.18	-45.29	-25	-20.29	-58.04	-51.69	1.2	7.60	H	Pass
7591.77	-30.53	-25	-5.53	-51.75	-38.87	1.56	9.90	H	Pass
10122.36	-46.24	-25	-21.24	-69.76	-56.06	1.78	11.60	H	Pass

Band :	LTE Band 7	**Temperature :**	23~25°C
Test Mode :	10MHz QPSK RB Size 1 Offset 0	**Relative Humidity :**	48~52%
Channel :	21100 (Middle)	**Frequency :**	2535
Test Engineer :	Leo Liao	**Polarization :**	Vertical
Remark :	Spurious emissions within 30-10th harmonic were found more than 20dB below limit line.		

Frequency (MHz)	EIRP (dBm)	Limit (dBm)	Over Limit (dB)	SPA Reading (dBm)	S.G. Power (dBm)	TX Cable loss (dB)	TX Antenna Gain (dBi)	Polarization (H/V)	Result
5061.18	-36.02	-25	-11.02	-51.51	-42.42	1.2	7.60	V	Pass
7591.77	-28.99	-25	-3.99	-50.16	-37.33	1.56	9.90	V	Pass
10122.36	-47.04	-25	-22.04	-70.27	-56.86	1.78	11.60	V	Pass

Band :	LTE Band 7	**Temperature :**	23~25°C
Test Mode :	10MHz QPSK RB Size 1 Offset 0	**Relative Humidity :**	48~52%
Channel :	21400 (High)	**Frequency :**	2565
Test Engineer :	Leo Liao	**Polarization :**	Horizontal
Remark :	Spurious emissions within 30-10th harmonic were found more than 20dB below limit line.		

Frequency (MHz)	EIRP (dBm)	Limit (dBm)	Over Limit (dB)	SPA Reading (dBm)	S.G. Power (dBm)	TX Cable loss (dB)	TX Antenna Gain (dBi)	Polarization (H/V)	Result
5121.18	-45.68	-25	-20.68	-58.20	-52.08	1.2	7.60	H	Pass
7681.77	-35.79	-25	-10.79	-56.22	-44.13	1.56	9.90	H	Pass
10242.36	-46.70	-25	-21.70	-70.22	-56.52	1.78	11.60	H	Pass

Band :	LTE Band 7	**Temperature :**	23~25°C
Test Mode :	10MHz QPSK RB Size 1 Offset 0	**Relative Humidity :**	48~52%
Channel :	21400 (High)	**Frequency :**	2565
Test Engineer :	Leo Liao	**Polarization :**	Vertical
Remark :	Spurious emissions within 30-10th harmonic were found more than 20dB below limit line.		

Frequency (MHz)	EIRP (dBm)	Limit (dBm)	Over Limit (dB)	SPA Reading (dBm)	S.G. Power (dBm)	TX Cable loss (dB)	TX Antenna Gain (dBi)	Polarization (H/V)	Result
5121.18	-37.02	-25	-12.02	-52.54	-43.42	1.2	7.60	V	Pass
7681.77	-32.94	-25	-7.94	-53.51	-41.28	1.56	9.90	V	Pass
10242.36	-47.18	-25	-22.18	-70.41	-57.00	1.78	11.60	V	Pass

Band :	LTE Band 7	**Temperature :**	23~25°C
Test Mode :	15MHz QPSK RB Size 1 Offset 0	**Relative Humidity :**	48~52%
Channel :	20825 (Low)	**Frequency :**	2507.5
Test Engineer :	Leo Liao	**Polarization :**	Horizontal
Remark :	Spurious emissions within 30-10th harmonic were found more than 20dB below limit line.		

Frequency (MHz)	EIRP (dBm)	Limit (dBm)	Over Limit (dB)	SPA Reading (dBm)	S.G. Power (dBm)	TX Cable loss (dB)	TX Antenna Gain (dBi)	Polarization (H/V)	Result
5001.68	-50.73	-25	-25.73	-61.67	-57.13	1.2	7.60	H	Pass
7502.52	-28.70	-25	-3.70	-50.01	-37.04	1.56	9.90	H	Pass
10003.36	-46.63	-25	-21.63	-70.15	-56.45	1.78	11.60	H	Pass

Band :	LTE Band 7	**Temperature :**	23~25°C
Test Mode :	15MHz QPSK RB Size 1 Offset 0	**Relative Humidity :**	48~52%
Channel :	20825 (Low)	**Frequency :**	2507.5
Test Engineer :	Leo Liao	**Polarization :**	Vertical
Remark :	Spurious emissions within 30-10th harmonic were found more than 20dB below limit line.		

Frequency (MHz)	EIRP (dBm)	Limit (dBm)	Over Limit (dB)	SPA Reading (dBm)	S.G. Power (dBm)	TX Cable loss (dB)	TX Antenna Gain (dBi)	Polarization (H/V)	Result
5001.68	-40.27	-25	-15.27	-55.41	-46.67	1.2	7.60	V	Pass
7502.52	-31.38	-25	-6.38	-52.06	-39.72	1.56	9.90	V	Pass
10003.36	-47.26	-25	-22.26	-70.49	-57.08	1.78	11.60	V	Pass

Band :	LTE Band 7	**Temperature :**	23~25°C
Test Mode :	15MHz QPSK RB Size 1 Offset 0	**Relative Humidity :**	48~52%
Channel :	21100 (Middle)	**Frequency :**	2535
Test Engineer :	Leo Liao	**Polarization :**	Horizontal
Remark :	Spurious emissions within 30-10th harmonic were found more than 20dB below limit line.		

Frequency (MHz)	EIRP (dBm)	Limit (dBm)	Over Limit (dB)	SPA Reading (dBm)	S.G. Power (dBm)	TX Cable loss (dB)	TX Antenna Gain (dBi)	Polarization (H/V)	Result
5056.68	-46.23	-25	-21.23	-58.57	-52.63	1.2	7.60	H	Pass
7585.02	-31.48	-25	-6.48	-52.63	-39.82	1.56	9.90	H	Pass
10131.36	-47.00	-25	-22.00	-70.52	-56.82	1.78	11.60	H	Pass

Band :	LTE Band 7	**Temperature :**	23~25°C
Test Mode :	15MHz QPSK RB Size 1 Offset 0	**Relative Humidity :**	48~52%
Channel :	21100 (Middle)	**Frequency :**	2535
Test Engineer :	Leo Liao	**Polarization :**	Vertical
Remark :	Spurious emissions within 30-10th harmonic were found more than 20dB below limit line.		

Frequency (MHz)	EIRP (dBm)	Limit (dBm)	Over Limit (dB)	SPA Reading (dBm)	S.G. Power (dBm)	TX Cable loss (dB)	TX Antenna Gain (dBi)	Polarization (H/V)	Result
5056.68	-36.49	-25	-11.49	-52	-42.89	1.2	7.60	V	Pass
7585.02	-31.23	-25	-6.23	-51.91	-39.57	1.56	9.90	V	Pass
10131.36	-46.99	-25	-21.99	-70.22	-56.81	1.78	11.60	V	Pass

Band :	LTE Band 7	**Temperature :**	23~25°C
Test Mode :	15MHz QPSK RB Size 1 Offset 0	**Relative Humidity :**	48~52%
Channel :	21375 (High)	**Frequency :**	2562.5
Test Engineer :	Leo Liao	**Polarization :**	Horizontal
Remark :	Spurious emissions within 30-10th harmonic were found more than 20dB below limit line.		

Frequency (MHz)	EIRP (dBm)	Limit (dBm)	Over Limit (dB)	SPA Reading (dBm)	S.G. Power (dBm)	TX Cable loss (dB)	TX Antenna Gain (dBi)	Polarization (H/V)	Result
5111.68	-46.98	-25	-21.98	-59.32	-53.38	1.2	7.60	H	Pass
7667.52	-34.00	-25	-9.00	-54.90	-42.34	1.56	9.90	H	Pass
10223.36	-47.42	-25	-22.42	-70.94	-57.24	1.78	11.60	H	Pass

Band :	LTE Band 7	**Temperature :**	23~25°C
Test Mode :	15MHz QPSK RB Size 1 Offset 0	**Relative Humidity :**	48~52%
Channel :	21375 (High)	**Frequency :**	2562.5
Test Engineer :	Leo Liao	**Polarization :**	Vertical
Remark :	Spurious emissions within 30-10th harmonic were found more than 20dB below limit line.		

Frequency (MHz)	EIRP (dBm)	Limit (dBm)	Over Limit (dB)	SPA Reading (dBm)	S.G. Power (dBm)	TX Cable loss (dB)	TX Antenna Gain (dBi)	Polarization (H/V)	Result
5111.68	-39.99	-25	-14.99	-54.3	-46.39	1.2	7.60	V	Pass
7667.52	-31.82	-25	-6.82	-52.49	-40.16	1.56	9.90	V	Pass
10223.36	-47.60	-25	-22.60	-70.83	-57.42	1.78	11.60	V	Pass

Band :	LTE Band 7	**Temperature :**	23~25°C
Test Mode :	20MHz QPSK RB Size 1 Offset 0	**Relative Humidity :**	48~52%
Channel :	20850 (Low)	**Frequency :**	2510
Test Engineer :	Leo Liao	**Polarization :**	Horizontal
Remark :	Spurious emissions within 30-10th harmonic were found more than 20dB below limit line.		

Frequency (MHz)	EIRP (dBm)	Limit (dBm)	Over Limit (dB)	SPA Reading (dBm)	S.G. Power (dBm)	TX Cable loss (dB)	TX Antenna Gain (dBi)	Polarization (H/V)	Result
5002.18	-51.34	-25	-26.34	-62.28	-57.74	1.2	7.60	H	Pass
7503.27	-30.04	-25	-5.04	-51.26	-38.38	1.56	9.90	H	Pass
10004.36	-47.27	-25	-22.27	-70.79	-57.09	1.78	11.60	H	Pass

Band :	LTE Band 7	**Temperature :**	23~25°C
Test Mode :	20MHz QPSK RB Size 1 Offset 0	**Relative Humidity :**	48~52%
Channel :	20850 (Low)	**Frequency :**	2510
Test Engineer :	Leo Liao	**Polarization :**	Vertical
Remark :	Spurious emissions within 30-10th harmonic were found more than 20dB below limit line.		

Frequency (MHz)	EIRP (dBm)	Limit (dBm)	Over Limit (dB)	SPA Reading (dBm)	S.G. Power (dBm)	TX Cable loss (dB)	TX Antenna Gain (dBi)	Polarization (H/V)	Result
5002.18	-40.41	-25	-15.41	-55.54	-46.81	1.2	7.60	V	Pass
7503.27	-32.85	-25	-7.85	-53.43	-41.19	1.56	9.90	V	Pass
10004.36	-47.09	-25	-22.09	-70.32	-56.91	1.78	11.60	V	Pass

Band :	LTE Band 7	**Temperature :**	23~25°C
Test Mode :	20MHz QPSK RB Size 1 Offset 0	**Relative Humidity :**	48~52%
Channel :	21100 (Middle)	**Frequency :**	2535
Test Engineer :	Leo Liao	**Polarization :**	Horizontal
Remark :	Spurious emissions within 30-10th harmonic were found more than 20dB below limit line.		

Frequency (MHz)	EIRP (dBm)	Limit (dBm)	Over Limit (dB)	SPA Reading (dBm)	S.G. Power (dBm)	TX Cable loss (dB)	TX Antenna Gain (dBi)	Polarization (H/V)	Result
5052.18	-46.08	-25	-21.08	-58.42	-52.48	1.2	7.60	H	Pass
7578.27	-32.67	-25	-7.67	-53.65	-41.01	1.56	9.90	H	Pass
10104.36	-47.05	-25	-22.05	-70.57	-56.87	1.78	11.60	H	Pass

Band :	LTE Band 7	**Temperature :**	23~25°C
Test Mode :	20MHz QPSK RB Size 1 Offset 0	**Relative Humidity :**	48~52%
Channel :	21100 (Middle)	**Frequency :**	2535
Test Engineer :	Leo Liao	**Polarization :**	Vertical
Remark :	Spurious emissions within 30-10th harmonic were found more than 20dB below limit line.		

Frequency (MHz)	EIRP (dBm)	Limit (dBm)	Over Limit (dB)	SPA Reading (dBm)	S.G. Power (dBm)	TX Cable loss (dB)	TX Antenna Gain (dBi)	Polarization (H/V)	Result
5052.18	-36.71	-25	-11.71	-52.23	-43.11	1.2	7.60	V	Pass
7578.27	-31.24	-25	-6.24	-51.92	-39.58	1.56	9.90	V	Pass
10104.36	-46.75	-25	-21.75	-69.98	-56.57	1.78	11.60	V	Pass

Band :	LTE Band 7	**Temperature :**	23~25°C
Test Mode :	20MHz QPSK RB Size 1 Offset 0	**Relative Humidity :**	48~52%
Channel :	21350 (High)	**Frequency :**	2560
Test Engineer :	Leo Liao	**Polarization :**	Horizontal
Remark :	Spurious emissions within 30-10th harmonic were found more than 20dB below limit line.		

Frequency (MHz)	EIRP (dBm)	Limit (dBm)	Over Limit (dB)	SPA Reading (dBm)	S.G. Power (dBm)	TX Cable loss (dB)	TX Antenna Gain (dBi)	Polarization (H/V)	Result
5102.18	-50.62	-25	-25.62	-61.56	-57.02	1.2	7.60	H	Pass
7653.27	-33.94	-25	-8.94	-54.85	-42.28	1.56	9.90	H	Pass
10204.36	-47.09	-25	-22.09	-70.61	-56.91	1.78	11.60	H	Pass

Band :	LTE Band 7	**Temperature :**	23~25°C
Test Mode :	20MHz QPSK RB Size 1 Offset 0	**Relative Humidity :**	48~52%
Channel :	21350 (High)	**Frequency :**	2560
Test Engineer :	Leo Liao	**Polarization :**	Vertical
Remark :	Spurious emissions within 30-10th harmonic were found more than 20dB below limit line.		

Frequency (MHz)	EIRP (dBm)	Limit (dBm)	Over Limit (dB)	SPA Reading (dBm)	S.G. Power (dBm)	TX Cable loss (dB)	TX Antenna Gain (dBi)	Polarization (H/V)	Result
5102.18	-40.71	-25	-15.71	-55.81	-47.11	1.2	7.60	V	Pass
7653.27	-31.00	-25	-6.00	-51.75	-39.34	1.56	9.90	V	Pass
10204.36	-47.28	-25	-22.28	-70.51	-57.10	1.78	11.60	V	Pass

Band :	LTE Band 17	**Temperature :**	23~25°C
Test Mode :	5MHz QPSK RB Size 1 Offset 0	**Relative Humidity :**	48~52%
Channel :	23755 (Low)	**Frequency :**	706.5
Test Engineer :	Leo Liao	**Polarization :**	Horizontal
Remark :	Spurious emissions within 30-10th harmonic were found more than 20dB below limit line.		

Frequency (MHz)	ERP (dBm)	Limit (dBm)	Over Limit (dB)	SPA Reading (dBm)	S.G. Power (dBm)	TX Cable loss (dB)	TX Antenna Gain (dBi)	Polarization (H/V)	Result
1408.68	-46.91	-13	-33.91	-62.49	-49.84	0.78	5.86	H	Pass
2113.02	-34.01	-13	-21.01	-58.85	-36.61	1	5.75	H	Pass
2817.36	-61.44	-13	-48.44	-71.80	-65.74	1.05	7.50	H	Pass
3521.7	-56.54	-13	-43.54	-71.17	-61.19	1.21	8.01	H	Pass
4226.04	-44.56	-13	-31.56	-62.65	-49.89	1.35	8.83	H	Pass
4930.38	-47.05	-13	-34.05	-64.95	-53.07	1.48	9.65	H	Pass

Band :	LTE Band 17	**Temperature :**	23~25°C
Test Mode :	5MHz QPSK RB Size 1 Offset 0	**Relative Humidity :**	48~52%
Channel :	23755 (Low)	**Frequency :**	706.5
Test Engineer :	Leo Liao	**Polarization :**	Vertical
Remark :	Spurious emissions within 30-10th harmonic were found more than 20dB below limit line.		

Frequency (MHz)	ERP (dBm)	Limit (dBm)	Over Limit (dB)	SPA Reading (dBm)	S.G. Power (dBm)	TX Cable loss (dB)	TX Antenna Gain (dBi)	Polarization (H/V)	Result
1408.68	-56.71	-13	-43.71	-67.24	-59.64	0.78	5.86	V	Pass
2113.02	-35.58	-13	-22.58	-58.12	-38.18	1.00	5.75	V	Pass
2817.36	-60.71	-13	-47.71	-72.30	-65.01	1.05	7.50	V	Pass
3521.7	-56.15	-13	-43.15	-71.24	-60.80	1.21	8.01	V	Pass
4226.04	-49.93	-13	-36.93	-67.18	-55.26	1.35	8.83	V	Pass
4930.38	-51.17	-13	-38.17	-68.75	-57.19	1.48	9.65	V	Pass

Band :	LTE Band 17	**Temperature :**	23~25°C
Test Mode :	5MHz QPSK RB Size 1 Offset 0	**Relative Humidity :**	48~52%
Channel :	23790 (Middle)	**Frequency :**	710
Test Engineer :	Leo Liao	**Polarization :**	Horizontal
Remark :	Spurious emissions within 30-10th harmonic were found more than 20dB below limit line.		

Frequency (MHz)	ERP (dBm)	Limit (dBm)	Over Limit (dB)	SPA Reading (dBm)	S.G. Power (dBm)	TX Cable loss (dB)	TX Antenna Gain (dBi)	Polarization (H/V)	Result
1415.68	-47.10	-13	-34.10	-62.62	-50.03	0.78	5.86	H	Pass
2123.58	-34.75	-13	-21.75	-59.60	-37.35	1	5.75	H	Pass
2831.36	-62.06	-13	-49.06	-72.42	-66.36	1.05	7.50	H	Pass
3539.22	-56.81	-13	-43.81	-71.44	-61.46	1.21	8.01	H	Pass
4247.06	-44.59	-13	-31.59	-62.68	-49.92	1.35	8.83	H	Pass
4954.9	-50.07	-13	-37.07	-67.97	-56.09	1.48	9.65	H	Pass

Band :	LTE Band 17	**Temperature :**	23~25°C
Test Mode :	5MHz QPSK RB Size 1 Offset 0	**Relative Humidity :**	48~52%
Channel :	23790 (Middle)	**Frequency :**	710
Test Engineer :	Leo Liao	**Polarization :**	Vertical
Remark :	Spurious emissions within 30-10th harmonic were found more than 20dB below limit line.		

Frequency (MHz)	ERP (dBm)	Limit (dBm)	Over Limit (dB)	SPA Reading (dBm)	S.G. Power (dBm)	TX Cable loss (dB)	TX Antenna Gain (dBi)	Polarization (H/V)	Result
1415.68	-56.84	-13	-43.84	-67.37	-59.77	0.78	5.86	V	Pass
2123.58	-36.80	-13	-23.80	-59.19	-39.40	1.00	5.75	V	Pass
2831.36	-60.36	-13	-47.36	-71.95	-64.66	1.05	7.50	V	Pass
3539.22	-56.27	-13	-43.27	-71.36	-60.92	1.21	8.01	V	Pass
4247.06	-49.37	-13	-36.37	-66.62	-54.70	1.35	8.83	V	Pass
4954.9	-50.35	-13	-37.35	-67.93	-56.37	1.48	9.65	V	Pass

Band :	LTE Band 17	**Temperature :**	23~25°C
Test Mode :	5MHz QPSK RB Size 1 Offset 0	**Relative Humidity :**	48~52%
Channel :	23825 (High)	**Frequency :**	713.5
Test Engineer :	Leo Liao	**Polarization :**	Horizontal
Remark :	Spurious emissions within 30-10th harmonic were found more than 20dB below limit line.		

Frequency (MHz)	ERP (dBm)	Limit (dBm)	Over Limit (dB)	SPA Reading (dBm)	S.G. Power (dBm)	TX Cable loss (dB)	TX Antenna Gain (dBi)	Polarization (H/V)	Result
1422.68	-47.19	-13	-34.19	-62.66	-50.12	0.78	5.86	H	Pass
2134.02	-32.65	-13	-19.65	-57.72	-35.25	1	5.75	H	Pass
2845.36	-61.90	-13	-48.90	-72.26	-66.20	1.05	7.50	H	Pass
3556.7	-57.50	-13	-44.50	-72.13	-62.15	1.21	8.01	H	Pass
4268.04	-47.25	-13	-34.25	-65.34	-52.58	1.35	8.83	H	Pass
4979.38	-55.17	-13	-42.17	-73.07	-61.19	1.48	9.65	H	Pass

Band :	LTE Band 17	**Temperature :**	23~25°C
Test Mode :	5MHz QPSK RB Size 1 Offset 0	**Relative Humidity :**	48~52%
Channel :	23825 (High)	**Frequency :**	713.5
Test Engineer :	Leo Liao	**Polarization :**	Vertical
Remark :	Spurious emissions within 30-10th harmonic were found more than 20dB below limit line.		

Frequency (MHz)	ERP (dBm)	Limit (dBm)	Over Limit (dB)	SPA Reading (dBm)	S.G. Power (dBm)	TX Cable loss (dB)	TX Antenna Gain (dBi)	Polarization (H/V)	Result
1422.68	-53.74	-13	-40.74	-65.08	-56.67	0.78	5.86	V	Pass
2134.02	-32.37	-13	-19.37	-55.22	-34.97	1.00	5.75	V	Pass
2845.36	-60.73	-13	-47.73	-72.32	-65.03	1.05	7.50	V	Pass
3556.7	-56.12	-13	-43.12	-71.21	-60.77	1.21	8.01	V	Pass
4268.04	-49.52	-13	-36.52	-66.77	-54.85	1.35	8.83	V	Pass
4979.38	-52.16	-13	-39.16	-69.74	-58.18	1.48	9.65	V	Pass

Band :	LTE Band 17	**Temperature :**	23~25°C
Test Mode :	10MHz QPSK RB Size 1 Offset 0	**Relative Humidity :**	48~52%
Channel :	23780 (Low)	**Frequency :**	709
Test Engineer :	Leo Liao	**Polarization :**	Horizontal
Remark :	Spurious emissions within 30-10th harmonic were found more than 20dB below limit line.		

Frequency (MHz)	ERP (dBm)	Limit (dBm)	Over Limit (dB)	SPA Reading (dBm)	S.G. Power (dBm)	TX Cable loss (dB)	TX Antenna Gain (dBi)	Polarization (H/V)	Result
1409.18	-43.17	-13	-30.17	-59.30	-46.10	0.78	5.86	H	Pass
2113.77	-31.23	-13	-18.23	-56.34	-33.83	1	5.75	H	Pass
2818.36	-60.71	-13	-47.71	-71.07	-65.01	1.05	7.50	H	Pass
3522.95	-56.27	-13	-43.27	-70.90	-60.92	1.21	8.01	H	Pass
4227.54	-45.19	-13	-32.19	-63.28	-50.52	1.35	8.83	H	Pass
4932.13	-49.60	-13	-36.60	-67.50	-55.62	1.48	9.65	H	Pass

Band :	LTE Band 17	**Temperature :**	23~25°C
Test Mode :	10MHz QPSK RB Size 1 Offset 0	**Relative Humidity :**	48~52%
Channel :	23780 (Low)	**Frequency :**	709
Test Engineer :	Leo Liao	**Polarization :**	Vertical
Remark :	Spurious emissions within 30-10th harmonic were found more than 20dB below limit line.		

Frequency (MHz)	ERP (dBm)	Limit (dBm)	Over Limit (dB)	SPA Reading (dBm)	S.G. Power (dBm)	TX Cable loss (dB)	TX Antenna Gain (dBi)	Polarization (H/V)	Result
1409.18	-53.54	-13	-40.54	-64.91	-56.47	0.78	5.86	V	Pass
2113.77	-31.03	-13	-18.03	-53.87	-33.63	1.00	5.75	V	Pass
2818.36	-60.05	-13	-47.05	-71.64	-64.35	1.05	7.50	V	Pass
3522.95	-56.95	-13	-43.95	-72.04	-61.60	1.21	8.01	V	Pass
4227.54	-50.57	-13	-37.57	-67.82	-55.90	1.35	8.83	V	Pass
4932.13	-51.11	-13	-38.11	-68.69	-57.13	1.48	9.65	V	Pass

Band :	LTE Band 17	**Temperature :**	23~25°C
Test Mode :	10MHz QPSK RB Size 1 Offset 0	**Relative Humidity :**	48~52%
Channel :	23790 (Middle)	**Frequency :**	710
Test Engineer :	Leo Liao	**Polarization :**	Horizontal
Remark :	Spurious emissions within 30-10th harmonic were found more than 20dB below limit line.		

Frequency (MHz)	ERP (dBm)	Limit (dBm)	Over Limit (dB)	SPA Reading (dBm)	S.G. Power (dBm)	TX Cable loss (dB)	TX Antenna Gain (dBi)	Polarization (H/V)	Result
1411.18	-43.58	-13	-30.58	-59.61	-46.51	0.78	5.86	H	Pass
2116.77	-30.59	-13	-17.59	-55.77	-33.19	1	5.75	H	Pass
2822.36	-61.40	-13	-48.40	-71.76	-65.70	1.05	7.50	H	Pass
3527.95	-57.28	-13	-44.28	-71.91	-61.93	1.21	8.01	H	Pass
4233.54	-45.48	-13	-32.48	-63.57	-50.81	1.35	8.83	H	Pass
4939.13	-50.15	-13	-37.15	-68.05	-56.17	1.48	9.65	H	Pass

Band :	LTE Band 17	**Temperature :**	23~25°C
Test Mode :	10MHz QPSK RB Size 1 Offset 0	**Relative Humidity :**	48~52%
Channel :	23790 (Middle)	**Frequency :**	710
Test Engineer :	Leo Liao	**Polarization :**	Vertical
Remark :	Spurious emissions within 30-10th harmonic were found more than 20dB below limit line.		

Frequency (MHz)	ERP (dBm)	Limit (dBm)	Over Limit (dB)	SPA Reading (dBm)	S.G. Power (dBm)	TX Cable loss (dB)	TX Antenna Gain (dBi)	Polarization (H/V)	Result
1411.18	-55.84	-13	-42.84	-66.37	-58.77	0.78	5.86	V	Pass
2116.77	-33.28	-13	-20.28	-56.08	-35.88	1.00	5.75	V	Pass
2822.36	-60.46	-13	-47.46	-72.05	-64.76	1.05	7.50	V	Pass
3527.95	-56.72	-13	-43.72	-71.81	-61.37	1.21	8.01	V	Pass
4233.54	-47.73	-13	-34.73	-64.98	-53.06	1.35	8.83	V	Pass
4939.13	-51.08	-13	-38.08	-68.66	-57.10	1.48	9.65	V	Pass

Band :	LTE Band 17	**Temperature :**	23~25°C
Test Mode :	10MHz QPSK RB Size 1 Offset 0	**Relative Humidity :**	48~52%
Channel :	23800 (High)	**Frequency :**	711
Test Engineer :	Leo Liao	**Polarization :**	Horizontal
Remark :	Spurious emissions within 30-10th harmonic were found more than 20dB below limit line.		

Frequency (MHz)	ERP (dBm)	Limit (dBm)	Over Limit (dB)	SPA Reading (dBm)	S.G. Power (dBm)	TX Cable loss (dB)	TX Antenna Gain (dBi)	Polarization (H/V)	Result
1413.18	-45.34	-13	-32.34	-61.10	-48.27	0.78	5.86	H	Pass
2119.77	-33.51	-13	-20.51	-58.47	-36.11	1	5.75	H	Pass
2826.36	-61.44	-13	-48.44	-71.80	-65.74	1.05	7.50	H	Pass
3532.95	-56.59	-13	-43.59	-71.22	-61.24	1.21	8.01	H	Pass
4239.54	-44.76	-13	-31.76	-62.85	-50.09	1.35	8.83	H	Pass
4946.13	-49.32	-13	-36.32	-67.22	-55.34	1.48	9.65	H	Pass

Band :	LTE Band 17	**Temperature :**	23~25°C
Test Mode :	10MHz QPSK RB Size 1 Offset 0	**Relative Humidity :**	48~52%
Channel :	23800 (High)	**Frequency :**	711
Test Engineer :	Leo Liao	**Polarization :**	Vertical
Remark :	Spurious emissions within 30-10th harmonic were found more than 20dB below limit line.		

Frequency (MHz)	ERP (dBm)	Limit (dBm)	Over Limit (dB)	SPA Reading (dBm)	S.G. Power (dBm)	TX Cable loss (dB)	TX Antenna Gain (dBi)	Polarization (H/V)	Result
1413.18	-57.14	-13	-44.14	-67.67	-60.07	0.78	5.86	V	Pass
2119.77	-36.08	-13	-23.08	-58.51	-38.68	1.00	5.75	V	Pass
2826.36	-59.56	-13	-46.56	-71.15	-63.86	1.05	7.50	V	Pass
3532.95	-56.55	-13	-43.55	-71.64	-61.20	1.21	8.01	V	Pass
4239.54	-49.40	-13	-36.40	-66.65	-54.73	1.35	8.83	V	Pass
4946.13	-52.80	-13	-39.80	-70.38	-58.82	1.48	9.65	V	Pass

3.8 Frequency Stability Measurement

3.8.1 Description of Frequency Stability Measurement

The frequency stability shall be measured by variation of ambient temperature and variation of primary supply voltage to ensure that the fundamental emission stays within the authorized frequency block. The frequency stability of the transmitter shall be maintained within ±0.00025% (±2.5ppm) of the center frequency.

3.8.2 Measuring Instruments

The measuring equipment is listed in the section 4 of this test report.

3.8.3 Test Procedures for Temperature Variation

1. The EUT was set up in the thermal chamber and connected with the LTE base station.
2. With power OFF, the temperature was decreased to -30°C and the EUT was stabilized before testing. Power was applied and the maximum change in frequency was recorded within one minute.
3. With power OFF, the temperature was raised in 10°C step up to 50°C. The EUT was stabilized at each step for at least half an hour. Power was applied and the maximum frequency change was recorded within one minute.

3.8.4 Test Procedures for Voltage Variation

1. The EUT was placed in a temperature chamber at 25±5° C and connected with the LTE base station.
2. The power supply voltage to the EUT was varied from 85% to 115% of the nominal value measured at the input to the EUT.
3. The variation in frequency was measured for the worst case.

3.8.5 Test Setup

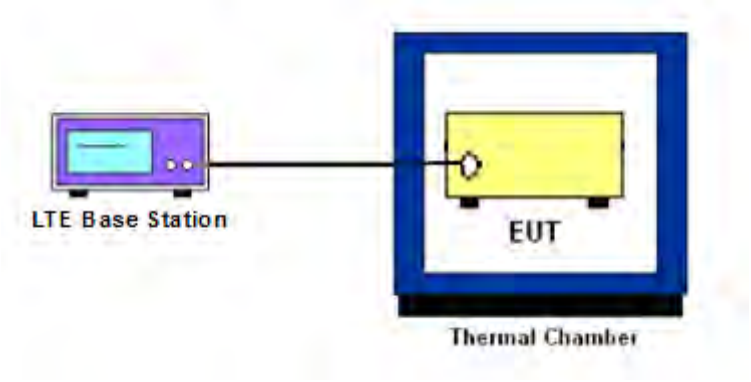

3.8.6 Test Result of Temperature Variation (FCC)

Band :	LTE Band 2 (QPSK)	Limit (ppm) :	within authorized band

Temperature (°C)	BW 10MHz	Result
	Deviation (ppm)	
50	0.0004	PASS
40	0.0007	
30	0.0098	
20(Ref.)	0.0000	
10	0.0019	
0	0.0033	
-10	0.0024	
-20	0.0020	
-30	0.0011	

Note: The frequency fundamental emissions stay within the authorized frequency block based on the frequency deviation measured is small.

Band :	LTE Band 4 (QPSK)	Limit (ppm) :	within authorized band

Temperature (°C)	BW 10MHz	Result
	Deviation (ppm)	
50	0.0005	PASS
40	0.0009	
30	0.0013	
20(Ref.)	0.0000	
10	0.0107	
0	0.0017	
-10	0.0020	
-20	0.0100	
-30	0.0026	

Note: The frequency fundamental emissions stay within the authorized frequency block based on the frequency deviation measured is small.

Band :	LTE Band 7 (QPSK)	Limit (ppm) :	within authorized band

Temperature (°C)	BW 10MHz	Result
	Deviation (ppm)	
50	0.0011	PASS
40	0.0014	
30	0.0006	
20(Ref.)	0.0000	
10	0.0006	
0	0.0011	
-10	0.0007	
-20	0.0003	
-30	0.0006	

Note: The frequency fundamental emissions stay within the authorized frequency block based on the frequency deviation measured is small.

Band :	LTE Band 17 (QPSK)	Limit (ppm) :	within authorized band

Temperature (°C)	BW 10MHz	Result
	Deviation (ppm)	
50	0.0030	PASS
40	0.0018	
30	0.0051	
20(Ref.)	0.0000	
10	0.0010	
0	0.0045	
-10	0.0072	
-20	0.0079	
-30	0.0004	

Note: The frequency fundamental emissions stay within the authorized frequency block based on the frequency deviation measured is small.

3.8.7 Test Result of Voltage Variation (FCC)

Band	Bandwidth	Voltage (Volt)	Deviation (ppm)	Limit (ppm)	Result
LTE Band 7	10M	4.4	0.0004	(Note 3.)	PASS
		Normal	0.0000		
		3.6	0.0008		
LTE Band 2	10M	4.4	0.0005	(Note 3.)	PASS
		Normal	0.0000		
		3.6	0.0016		
LTE Band 4	10M	4.4	0.0023	(Note 3.)	PASS
		Normal	0.0006		
		3.6	0.0012		
LTE Band 17	10M	4.4	0.0042	(Note 3.)	PASS
		Normal	0.0028		
		3.6	0.0070		

Note:

1. Normal Voltage = 3.85V.
2. The manufacturer declared that the EUT could work properly between voltage 3.6V ~ 4.4V.
3. The frequency fundamental emissions stay within the authorized frequency block based on the frequency deviation measured is small.

4 List of Measuring Equipment

Instrument	Manufacturer	Model No.	Serial No.	Characteristics	Calibration Date	Test Date	Due Date	Remark
Spectrum Analyzer	R&S	FSV30	101338	9kHz~30GHz	May 04, 2014	Nov. 05, 2014~ Nov. 17, 2014	May 03, 2015	Conducted (TH01-KS)
Thermal Chamber	Ten Billion	TTC-B3S	TBN-960502	-40~+150°C	Dec. 10, 2013	Nov. 05, 2014~ Nov. 17, 2014	Dec. 09, 2014	Conducted (TH01-KS)
EMI Test Receiver	R&S	ESCI	100534	9kHz~3GHz	Oct. 25, 2014	Nov. 20, 2014	Oct. 24, 2015	Radiation (03CH01-KS)
Spectrum Analyzer	R&S	FSP30	101399	9kHz~30GHz	May 04, 2014	Nov. 20, 2014	May 03, 2015	Radiation (03CH01-KS)
Double Ridge Horn Antenna	ETS-Lindgren	3117	75959	1GHz~18GHz	Jan. 08, 2014	Nov. 20, 2014	Jan. 07, 2015	Radiation (03CH01-KS)
Active Horn Antenna	com-power	AHA-118	701030	1GHz~18GHz	Nov. 08, 2014	Nov. 20, 2014	Nov. 07, 2015	Radiation (03CH01-KS)
SHF-EHF Horn	Schwarzbeck	BBHA 9170	BBHA170249	15GHz~40GHz	Mar. 10, 2014	Nov. 20, 2014	Mar. 09, 2015	Radiation (03CH01-KS)
Amplifier	Agilent	8449B	3008A02371	1GHz~26.5GHz	Oct. 28, 2014	Nov. 20, 2014	Oct. 27, 2015	Radiation (03CH01-KS)
AC Power Source	Chroma	61601	F104090004	N/A	NCR	Nov. 20, 2014	NCR	Radiation (03CH01-KS)
Turn Table	MF	MF7802	N/A	0~360 degree	NCR	Nov. 20, 2014	NCR	Radiation (03CH01-KS)
Antenna Mast	MF	MF7802	N/A	1 m~4 m	NCR	Nov. 20, 2014	NCR	Radiation (03CH01-KS)
ESCIO TEST Receiver	R&S	ESCI	100724	9kHz~3GHz	Feb. 21, 2014	Nov. 10, 2014~ Nov. 29, 2014	Feb. 20, 2015	Radiation (03CH01-SZ)
Spectrum Analyzer	Agilent Technologies	N9038A	MY52260185	20Hz~26.5GHz	May 26, 2014	Nov. 10, 2014~ Nov. 29, 2014	May 25, 2015	Radiation (03CH01-SZ)
Bilog Antenna	TESEQ	CBL 6112D	37877	30MHz~2GHz	Oct. 15, 2014	Nov. 10, 2014~ Nov. 29, 2014	Oct. 14, 2015	Radiation (03CH01-SZ)
Double Ridge Horn Antenna	ETS Lindgren	3117	00119436	1GHz~18GHz	Oct. 15, 2014	Nov. 10, 2014~ Nov. 29, 2014	Oct. 14, 2015	Radiation (03CH01-SZ)
Double Ridged Horn Antenna	COM-POWER	AH-840	101073	18GHz~40GHz	Jun. 09, 2014	Nov. 10, 2014~ Nov. 29, 2014	Jun. 08, 2015	Radiation (03CH01-SZ)
Amplifier	ADVANTEST	BB525C	E9007003	9kHz~3000MHz	Feb. 21, 2014	Nov. 10, 2014~ Nov. 29, 2014	Feb. 20, 2015	Radiation (03CH01-SZ)
Amplifier	Yiai	AV3860B	04030	2GHz~26.5GHz	May 08, 2014	Nov. 10, 2014~ Nov. 29, 2014	May 07, 2015	Radiation (03CH01-SZ)
AC Source(AVR)	Chroma	61601	616010001985	100Vac~250Vac	Mar. 25, 2014	Nov. 10, 2014~ Nov. 29, 2014	Mar. 24, 2015	Radiation (03CH01-SZ)
Turn Table	EM Electronics	EM 1000	N/A	0~360 degree	NCR	Nov. 10, 2014~ Nov. 29, 2014	NCR	Radiation (03CH01-SZ)
Antenna Mast	EM Electronics	EM 1000	N/A	1 m~4 m	NCR	Nov. 10, 2014~ Nov. 29, 2014	NCR	Radiation (03CH01-SZ)

5 Uncertainty of Evaluation

Uncertainty of Radiated Emission Measurement (30 MHz ~ 1000 MHz)

Measuring Uncertainty for a Level of Confidence of 95% (U = 2Uc(y))	3.9