Test Laboratory: Sporton International Inc. SAR/HAC Testing Lab Date: 2015/9/7

01 GSM850_GPRS (GMSK 3 Tx slot)_Left Cheek_Ch128

Communication System: UID 0, GPRS (GMSK 3 Tx slot) (0); Frequency: 824.2 MHz;Duty Cycle: 1:2.77
Medium: HSL_835_150907 Medium parameters used: f = 824.2 MHz; σ = 0.908 S/m; ε_r = 41.709; ρ = 1000 kg/m^3
Ambient Temperature：23.5 ℃; Liquid Temperature ：22.4 ℃

DASY5 Configuration:
- Probe: EX3DV4 - SN3911; ConvF(9.62, 9.62, 9.62); Calibrated: 2014/10/2;
- Sensor-Surface: 2mm (Mechanical Surface Detection)
- Electronics: DAE4 Sn679; Calibrated: 2015/4/13
- Phantom: SAM1; Type: QD000P40CD; Serial: TP:1753
- Measurement SW: DASY52, Version 52.8 (8); SEMCAD X Version 14.6.10 (7331)

Ch128/Area Scan (61x111x1): Interpolated grid: dx=15mm, dy=15mm
Maximum value of SAR (interpolated) = 0.467 W/kg

Ch128/Zoom Scan (5x5x7)/Cube 0: Measurement grid: dx=8mm, dy=8mm, dz=5mm
Reference Value = 6.540 V/m; Power Drift = 0.11 dB
Peak SAR (extrapolated) = 0.478 W/kg
SAR(1 g) = 0.413 W/kg; SAR(10 g) = 0.330 W/kg
Maximum value of SAR (measured) = 0.454 W/kg



0 dB = 0.454 W/kg

Test Laboratory: Sporton International Inc. SAR/HAC Testing Lab Date: 2015/9/6

02 GSM1900_GPRS (GMSK 3 Tx slot)_Right Cheek_Ch661

Communication System: UID 0, GPRS (GMSK 3 Tx slot) (0); Frequency: 1880 MHz;Duty Cycle: 1:2.77
Medium: HSL_1900_150906 Medium parameters used: f = 1880 MHz; σ = 1.402 S/m; ε_r = 41.184; ρ = 1000 kg/m^3
Ambient Temperature：23.8 ℃; Liquid Temperature ：22.5 ℃

DASY5 Configuration:
- Probe: EX3DV4 - SN3911; ConvF(7.95, 7.95, 7.95); Calibrated: 2014/10/2;
- Sensor-Surface: 2mm (Mechanical Surface Detection)
- Electronics: DAE4 Sn679; Calibrated: 2015/4/13
- Phantom: SAM2; Type: QD000P40CD; Serial: TP:1754
- Measurement SW: DASY52, Version 52.8 (8); SEMCAD X Version 14.6.10 (7331)

Ch661/Area Scan (61x111x1): Interpolated grid: dx=15mm, dy=15mm
Maximum value of SAR (interpolated) = 0.457 W/kg

Ch661/Zoom Scan (5x5x7)/Cube 0: Measurement grid: dx=8mm, dy=8mm, dz=5mm
Reference Value = 4.094 V/m; Power Drift = 0.09 dB
Peak SAR (extrapolated) = 0.475 W/kg
SAR(1 g) = 0.341 W/kg; SAR(10 g) = 0.217 W/kg
Maximum value of SAR (measured) = 0.414 W/kg

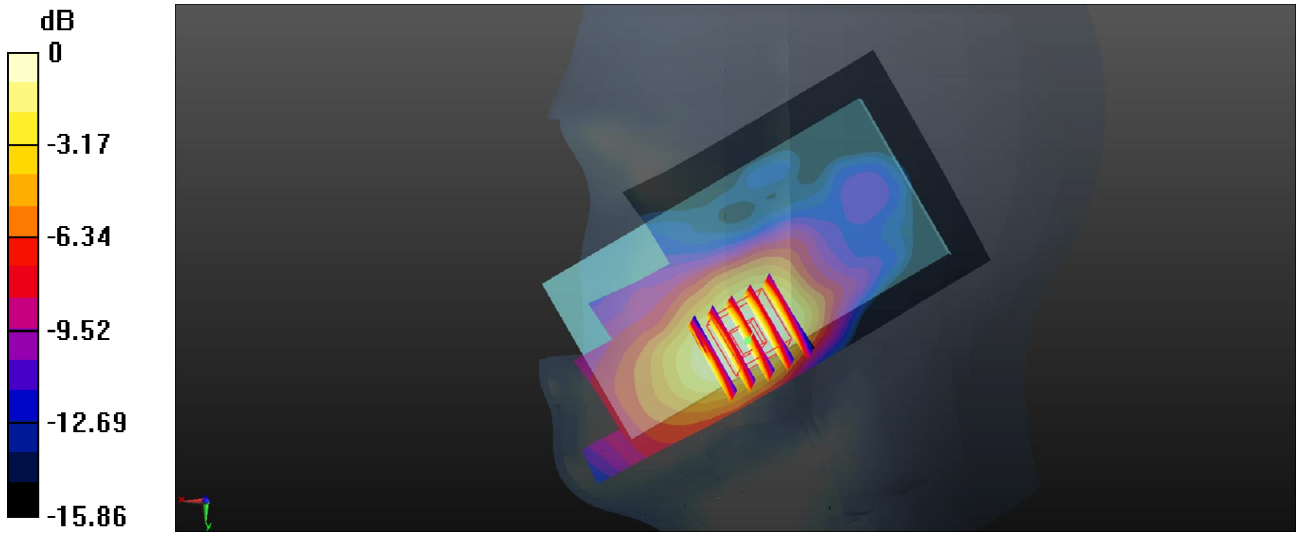

0 dB = 0.414 W/kg

Test Laboratory: Sporton International Inc. SAR/HAC Testing Lab Date: 2015/9/7

03 WCDMA V_RMC 12.2K_Right Cheek_Ch4233

Communication System: UID 0, WCDMA (0); Frequency: 846.6 MHz;Duty Cycle: 1:1
Medium: HSL_835_150907 Medium parameters used: f = 846.6 MHz; σ = 0.927 S/m; ε_r = 41.495; ρ = 1000 kg/m^3
Ambient Temperature：23.5 ℃; Liquid Temperature ：22.4 ℃

DASY5 Configuration:
- Probe: EX3DV4 - SN3911; ConvF(9.62, 9.62, 9.62); Calibrated: 2014/10/2;
- Sensor-Surface: 2mm (Mechanical Surface Detection)
- Electronics: DAE4 Sn679; Calibrated: 2015/4/13
- Phantom: SAM1; Type: QD000P40CD; Serial: TP:1753
- Measurement SW: DASY52, Version 52.8 (8); SEMCAD X Version 14.6.10 (7331)

Ch4233/Area Scan (61x111x1): Interpolated grid: dx=15mm, dy=15mm
Maximum value of SAR (interpolated) = 0.405 W/kg

Ch4233/Zoom Scan (5x5x7)/Cube 0: Measurement grid: dx=8mm, dy=8mm, dz=5mm
Reference Value = 6.424 V/m; Power Drift = 0.14 dB
Peak SAR (extrapolated) = 0.423 W/kg
SAR(1 g) = 0.356 W/kg; SAR(10 g) = 0.280 W/kg
Maximum value of SAR (measured) = 0.393 W/kg



0 dB = 0.393 W/kg

Test Laboratory: Sporton International Inc. SAR/HAC Testing Lab Date: 2015/9/6

04 WCDMA IV_RMC 12.2K_Right Cheek_Ch1513

Communication System: UID 0, WCDMA (0); Frequency: 1752.6 MHz;Duty Cycle: 1:1
Medium: HSL_1750_150906 Medium parameters used: f = 1752.6 MHz; σ = 1.398 S/m; ε_r = 41.228; ρ = 1000 kg/m^3
Ambient Temperature：23.6 ℃; Liquid Temperature ：22.7 ℃

DASY5 Configuration:
- Probe: EX3DV4 - SN3911; ConvF(8.18, 8.18, 8.18); Calibrated: 2014/10/2;
- Sensor-Surface: 2mm (Mechanical Surface Detection)
- Electronics: DAE4 Sn679; Calibrated: 2015/4/13
- Phantom: SAM2; Type: QD000P40CD; Serial: TP:1754
- Measurement SW: DASY52, Version 52.8 (8); SEMCAD X Version 14.6.10 (7331)

Ch1513/Area Scan (61x111x1): Interpolated grid: dx=15mm, dy=15mm
Maximum value of SAR (interpolated) = 0.248 W/kg

Ch1513/Zoom Scan (5x5x7)/Cube 0: Measurement grid: dx=8mm, dy=8mm, dz=5mm
Reference Value = 4.129 V/m; Power Drift = 0.15 dB
Peak SAR (extrapolated) = 0.250 W/kg
SAR(1 g) = 0.185 W/kg; SAR(10 g) = 0.123 W/kg
Maximum value of SAR (measured) = 0.224 W/kg



0 dB = 0.224 W/kg

Test Laboratory: Sporton International Inc. SAR/HAC Testing Lab Date: 2015/9/6

05 WCDMA II_RMC 12.2K_Right Cheek_Ch9538

Communication System: UID 0, WCDMA (0); Frequency: 1907.6 MHz;Duty Cycle: 1:1
Medium: HSL_1900_150906 Medium parameters used: f = 1907.6 MHz; σ = 1.435 S/m; ε_r = 41.19; ρ = 1000 kg/m^3
Ambient Temperature：23.8 ℃; Liquid Temperature ：22.5 ℃

DASY5 Configuration:
- Probe: EX3DV4 - SN3911; ConvF(7.95, 7.95, 7.95); Calibrated: 2014/10/2;
- Sensor-Surface: 2mm (Mechanical Surface Detection)
- Electronics: DAE4 Sn679; Calibrated: 2015/4/13
- Phantom: SAM2; Type: QD000P40CD; Serial: TP:1754
- Measurement SW: DASY52, Version 52.8 (8); SEMCAD X Version 14.6.10 (7331)

Ch9538/Area Scan (61x111x1): Interpolated grid: dx=15mm, dy=15mm
Maximum value of SAR (interpolated) = 0.557 W/kg

Ch9538/Zoom Scan (5x5x7)/Cube 0: Measurement grid: dx=8mm, dy=8mm, dz=5mm
Reference Value = 4.858 V/m; Power Drift = 0.05 dB
Peak SAR (extrapolated) = 0.674 W/kg
SAR(1 g) = 0.434 W/kg; SAR(10 g) = 0.262 W/kg
Maximum value of SAR (measured) = 0.559 W/kg

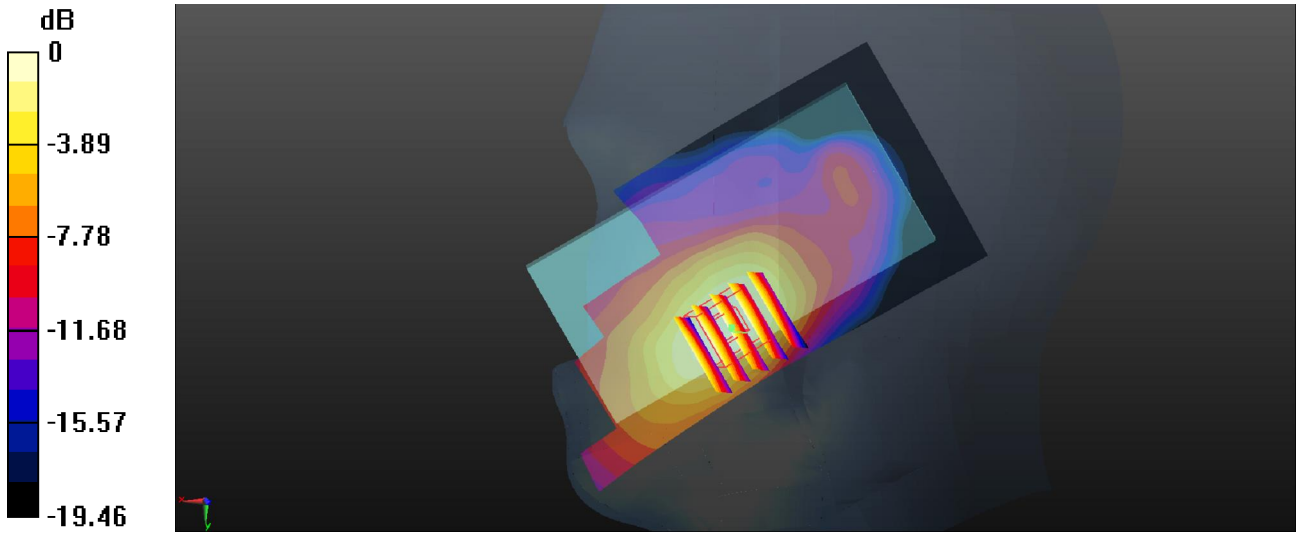

0 dB = 0.559 W/kg

Test Laboratory: Sporton International Inc. SAR/HAC Testing Lab Date: 2015/9/7

06 LTE Band 12_QPSK_10M(1,24)_Left Cheek_Ch23095

Communication System: UID 0, FDD-LTE (0); Frequency: 707.5 MHz;Duty Cycle: 1:1
Medium: HSL_750_150907 Medium parameters used: f = 707.5 MHz; σ = 0.857 S/m; ε_r = 41.645; ρ = 1000 kg/m^3
Ambient Temperature：23.3 ℃; Liquid Temperature ：22.4 ℃

DASY5 Configuration:
- Probe: EX3DV4 - SN3911; ConvF(9.89, 9.89, 9.89); Calibrated: 2014/10/2;
- Sensor-Surface: 2mm (Mechanical Surface Detection)
- Electronics: DAE4 Sn679; Calibrated: 2015/4/13
- Phantom: SAM2; Type: QD000P40CD; Serial: TP:1754
- Measurement SW: DASY52, Version 52.8 (8); SEMCAD X Version 14.6.10 (7331)

Ch23095/Area Scan (61x111x1): Interpolated grid: dx=15mm, dy=15mm
Maximum value of SAR (interpolated) = 0.439 W/kg

Ch23095/Zoom Scan (5x5x7)/Cube 0: Measurement grid: dx=8mm, dy=8mm, dz=5mm
Reference Value = 6.991 V/m; Power Drift = 0.01 dB
Peak SAR (extrapolated) = 0.468 W/kg
SAR(1 g) = 0.401 W/kg; SAR(10 g) = 0.319 W/kg
Maximum value of SAR (measured) = 0.443 W/kg



0 dB = 0.443 W/kg

Test Laboratory: Sporton International Inc. SAR/HAC Testing Lab Date: 2015/9/6

07 LTE Band 4_QPSK_20M(1,0)_Right Cheek_Ch20175

Communication System: UID 0, FDD-LTE (0); Frequency: 1732.5 MHz;Duty Cycle: 1:1
Medium: HSL_1750_150906 Medium parameters used: f = 1732.5 MHz; σ = 1.371 S/m; ε_r = 41.173; ρ = 1000 kg/m^3
Ambient Temperature：23.6 ℃; Liquid Temperature ：22.7 ℃

DASY5 Configuration:
- Probe: EX3DV4 - SN3911; ConvF(8.18, 8.18, 8.18); Calibrated: 2014/10/2;
- Sensor-Surface: 2mm (Mechanical Surface Detection)
- Electronics: DAE4 Sn679; Calibrated: 2015/4/13
- Phantom: SAM2; Type: QD000P40CD; Serial: TP:1754
- Measurement SW: DASY52, Version 52.8 (8); SEMCAD X Version 14.6.10 (7331)

Ch20175/Area Scan (61x111x1): Interpolated grid: dx=15mm, dy=15mm
Maximum value of SAR (interpolated) = 0.268 W/kg

Ch20175/Zoom Scan (5x5x7)/Cube 0: Measurement grid: dx=8mm, dy=8mm, dz=5mm
Reference Value = 4.943 V/m; Power Drift = 0.04 dB
Peak SAR (extrapolated) = 0.313 W/kg
SAR(1 g) = 0.212 W/kg; SAR(10 g) = 0.135 W/kg
Maximum value of SAR (measured) = 0.260 W/kg



0 dB = 0.260 W/kg

Test Laboratory: Sporton International Inc. SAR/HAC Testing Lab Date: 2015/9/6

08 LTE Band 2_QPSK_20M(1,49)_Right Cheek_Ch19100

Communication System: UID 0, FDD-LTE (0); Frequency: 1900 MHz;Duty Cycle: 1:1
Medium: HSL_1900_150906 Medium parameters used: f = 1900 MHz; σ = 1.427 S/m; ε_r = 41.191; ρ = 1000 kg/m^3
Ambient Temperature：23.8 ℃; Liquid Temperature ：22.5 ℃

DASY5 Configuration:
- Probe: EX3DV4 - SN3911; ConvF(7.95, 7.95, 7.95); Calibrated: 2014/10/2;
- Sensor-Surface: 2mm (Mechanical Surface Detection)
- Electronics: DAE4 Sn679; Calibrated: 2015/4/13
- Phantom: SAM2; Type: QD000P40CD; Serial: TP:1754
- Measurement SW: DASY52, Version 52.8 (8); SEMCAD X Version 14.6.10 (7331)

Ch19100/Area Scan (61x111x1): Interpolated grid: dx=15mm, dy=15mm
Maximum value of SAR (interpolated) = 0.569 W/kg

Ch19100/Zoom Scan (5x5x7)/Cube 0: Measurement grid: dx=8mm, dy=8mm, dz=5mm
Reference Value = 5.387 V/m; Power Drift = -0.10 dB
Peak SAR (extrapolated) = 0.568 W/kg
SAR(1 g) = 0.404 W/kg; SAR(10 g) = 0.260 W/kg
Maximum value of SAR (measured) = 0.500 W/kg

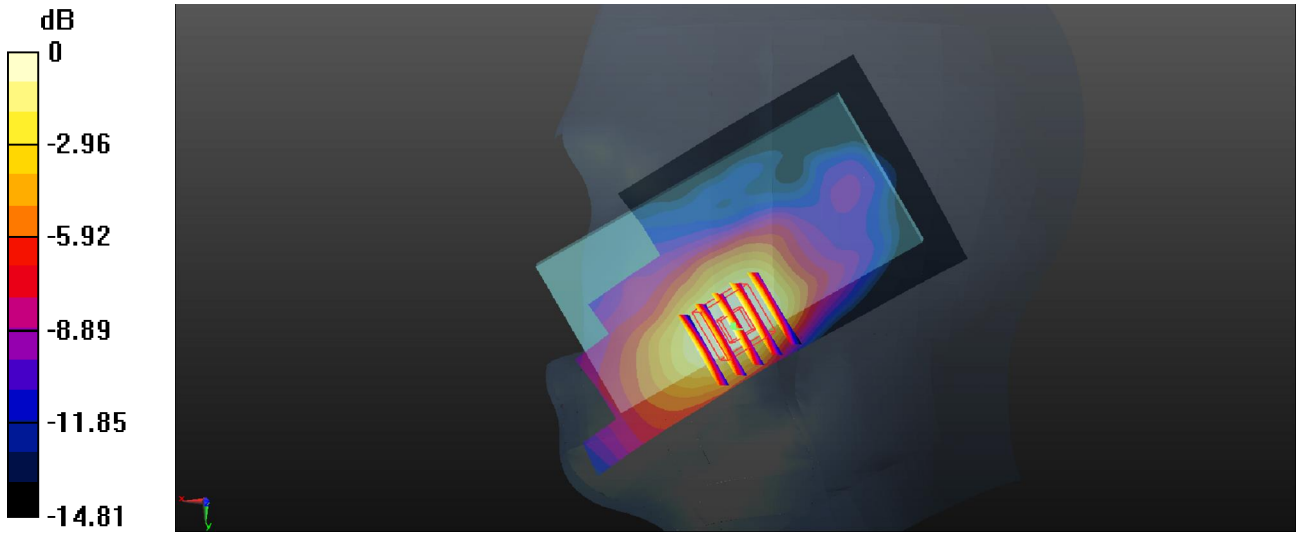

0 dB = 0.500 W/kg

Test Laboratory: Sporton International Inc. SAR/HAC Testing Lab Date: 2015/9/6

09 LTE Band 7_QPSK_20M(1,49)_Right Cheek_Ch21100

Communication System: UID 0, FDD-LTE (0); Frequency: 2535 MHz;Duty Cycle: 1:1
Medium: HSL_2600_150906 Medium parameters used: f = 2535 MHz; σ = 1.981 S/m; ε_r = 37.862; ρ = 1000 kg/m^3
Ambient Temperature：23.4 ℃; Liquid Temperature ：22.6 ℃

DASY5 Configuration:
- Probe: EX3DV4 - SN3911; ConvF(6.92, 6.92, 6.92); Calibrated: 2014/10/2;
- Sensor-Surface: 2mm (Mechanical Surface Detection)
- Electronics: DAE4 Sn679; Calibrated: 2015/4/13
- Phantom: SAM1; Type: QD000P40CD; Serial: TP:1753
- Measurement SW: DASY52, Version 52.8 (8); SEMCAD X Version 14.6.10 (7331)

Ch21100/Area Scan (81x131x1): Interpolated grid: dx=12mm, dy=12mm
Maximum value of SAR (interpolated) = 1.01 W/kg

Ch21100/Zoom Scan (7x7x7)/Cube 0: Measurement grid: dx=5mm, dy=5mm, dz=5mm
Reference Value = 2.924 V/m; Power Drift = 0.01 dB
Peak SAR (extrapolated) = 1.23 W/kg
SAR(1 g) = 0.731 W/kg; SAR(10 g) = 0.408 W/kg
Maximum value of SAR (measured) = 1.00 W/kg



0 dB = 1.00 W/kg

Test Laboratory: Sporton International Inc. SAR/HAC Testing Lab Date: 2015/9/6

10 WLAN 2.4G_802.11b_Left Cheek_Ch11

Communication System: UID 0, 802.11b (0); Frequency: 2462 MHz;Duty Cycle: 1:1.024
Medium: HSL_2450_150906 Medium parameters used: f = 2462 MHz; σ = 1.858 S/m; ε_r = 37.628; ρ = 1000 kg/m^3
Ambient Temperature：23.4 ℃; Liquid Temperature ：22.6 ℃

DASY5 Configuration:
- Probe: EX3DV4 - SN3911; ConvF(7.05, 7.05, 7.05); Calibrated: 2014/10/2;
- Sensor-Surface: 2mm (Mechanical Surface Detection)
- Electronics: DAE4 Sn679; Calibrated: 2015/4/13
- Phantom: SAM1; Type: QD000P40CD; Serial: TP:1753
- Measurement SW: DASY52, Version 52.8 (8); SEMCAD X Version 14.6.10 (7331)

Ch11/Area Scan (81x131x1): Interpolated grid: dx=12mm, dy=12mm
Maximum value of SAR (interpolated) = 0.570 W/kg

Ch11/Zoom Scan (7x7x7)/Cube 0: Measurement grid: dx=5mm, dy=5mm, dz=5mm
Reference Value = 8.061 V/m; Power Drift = -0.15 dB
Peak SAR (extrapolated) = 0.760 W/kg
SAR(1 g) = 0.398 W/kg; SAR(10 g) = 0.202 W/kg
Maximum value of SAR (measured) = 0.578 W/kg



0 dB = 0.578 W/kg

Test Laboratory: Sporton International Inc. SAR/HAC Testing Lab Date: 2015/9/3

11 GSM850_GPRS (GMSK 3 Tx slot)_Back_1.0cm_Ch128

Communication System: UID 0, GPRS/EDGE (GMSK 3 Tx slot) (0); Frequency: 824.2 MHz;Duty Cycle: 1:2.77
Medium: MSL_835_150903 Medium parameters used: f = 824.2 MHz; σ = 1 S/m; ε_r = 56.363; ρ = 1000 kg/m^3
Ambient Temperature：23.5 ℃; Liquid Temperature ：22.7 ℃

DASY5 Configuration:
- Probe: EX3DV4 - SN3911; ConvF(9.66, 9.66, 9.66); Calibrated: 2014/10/2;
- Sensor-Surface: 2mm (Mechanical Surface Detection)
- Electronics: DAE4 Sn679; Calibrated: 2015/4/13
- Phantom: SAM1; Type: QD000P40CD; Serial: TP:1753
- Measurement SW: DASY52, Version 52.8 (8); SEMCAD X Version 14.6.10 (7331)

Ch128/Area Scan (61x111x1): Interpolated grid: dx=15mm, dy=15mm
Maximum value of SAR (interpolated) = 0.698 W/kg

Ch128/Zoom Scan (5x5x7)/Cube 0: Measurement grid: dx=8mm, dy=8mm, dz=5mm
Reference Value = 23.39 V/m; Power Drift = -0.07 dB
Peak SAR (extrapolated) = 0.721 W/kg
SAR(1 g) = 0.605 W/kg; SAR(10 g) = 0.479 W/kg
Maximum value of SAR (measured) = 0.668 W/kg

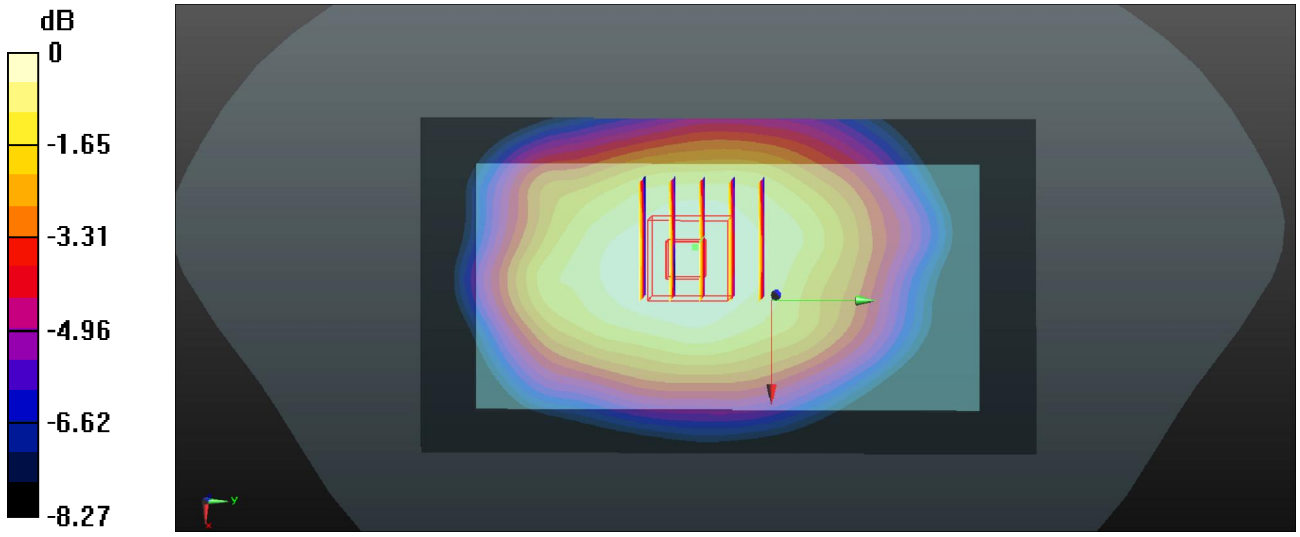

0 dB = 0.668 W/kg

Test Laboratory: Sporton International Inc. SAR/HAC Testing Lab Date: 2015/9/1

12 GSM1900_GPRS (GMSK 3 Tx slot)_Back_1.0cm_Ch661

Communication System: UID 0, GPRS/EDGE (GMSK 3 Tx slot) (0); Frequency: 1880 MHz;Duty Cycle: 1:2.77
Medium: MSL_1900_150901 Medium parameters used: f = 1880 MHz; σ = 1.541 S/m; ε_r = 55.518; ρ = 1000 kg/m^3
Ambient Temperature：23.5 ℃; Liquid Temperature ：22.5 ℃

DASY5 Configuration:
- Probe: EX3DV4 - SN3911; ConvF(7.57, 7.57, 7.57); Calibrated: 2014/10/2;
- Sensor-Surface: 2mm (Mechanical Surface Detection)
- Electronics: DAE4 Sn679; Calibrated: 2015/4/13
- Phantom: SAM1; Type: QD000P40CD; Serial: TP:1753
- Measurement SW: DASY52, Version 52.8 (8); SEMCAD X Version 14.6.10 (7331)

Ch661/Area Scan (61x111x1): Interpolated grid: dx=15mm, dy=15mm
Maximum value of SAR (interpolated) = 1.15 W/kg

Ch661/Zoom Scan (5x5x7)/Cube 0: Measurement grid: dx=8mm, dy=8mm, dz=5mm
Reference Value = 4.254 V/m; Power Drift = 0.06 dB
Peak SAR (extrapolated) = 1.45 W/kg
SAR(1 g) = 1.01 W/kg; SAR(10 g) = 0.601 W/kg
Maximum value of SAR (measured) = 1.30 W/kg

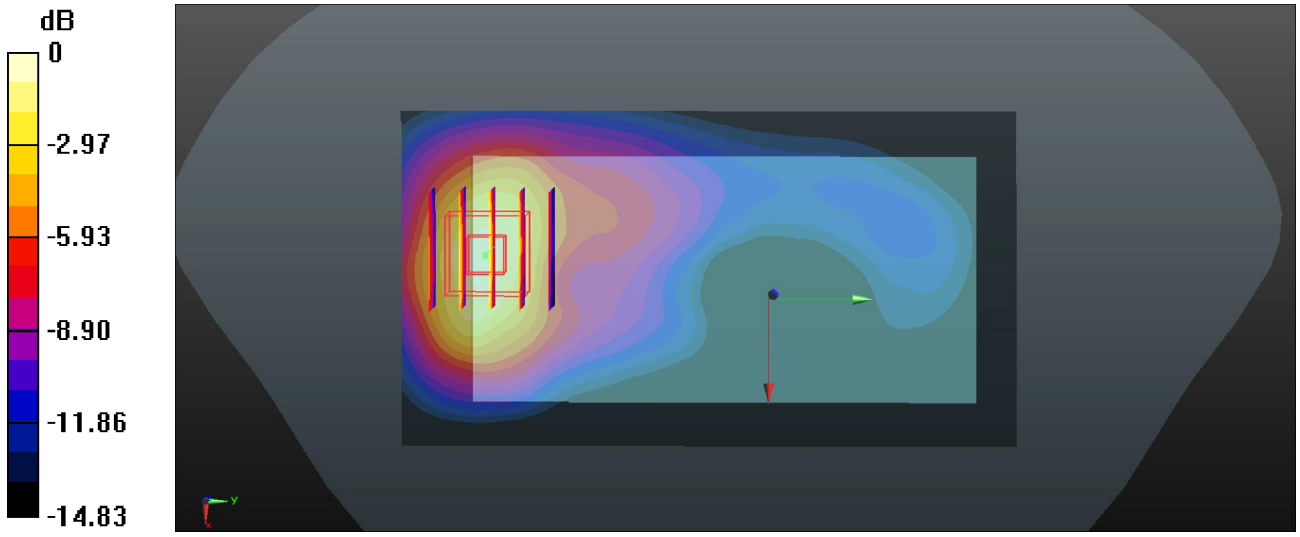

0 dB = 1.30 W/kg

Test Laboratory: Sporton International Inc. SAR/HAC Testing Lab Date: 2015/9/3

14 WCDMA V_RMC 12.2K_Right side_1.0cm_Ch4233

Communication System: UID 0, WCDMA (0); Frequency: 846.6 MHz;Duty Cycle: 1:1
Medium: MSL_835_150903 Medium parameters used: f = 846.6 MHz; σ = 1.024 S/m; ε_r = 56.127; ρ = 1000 kg/m^3
Ambient Temperature：23.5 ℃; Liquid Temperature ：22.7 ℃

DASY5 Configuration:
- Probe: EX3DV4 - SN3911; ConvF(9.66, 9.66, 9.66); Calibrated: 2014/10/2;
- Sensor-Surface: 2mm (Mechanical Surface Detection)
- Electronics: DAE4 Sn679; Calibrated: 2015/4/13
- Phantom: SAM1; Type: QD000P40CD; Serial: TP:1753
- Measurement SW: DASY52, Version 52.8 (8); SEMCAD X Version 14.6.10 (7331)

Ch4233/Area Scan (31x111x1): Interpolated grid: dx=15mm, dy=15mm
Maximum value of SAR (interpolated) = 0.564 W/kg

Ch4233/Zoom Scan (5x5x7)/Cube 0: Measurement grid: dx=8mm, dy=8mm, dz=5mm
Reference Value = 20.90 V/m; Power Drift = -0.10 dB
Peak SAR (extrapolated) = 0.609 W/kg
SAR(1 g) = 0.462 W/kg; SAR(10 g) = 0.334 W/kg
Maximum value of SAR (measured) = 0.543 W/kg

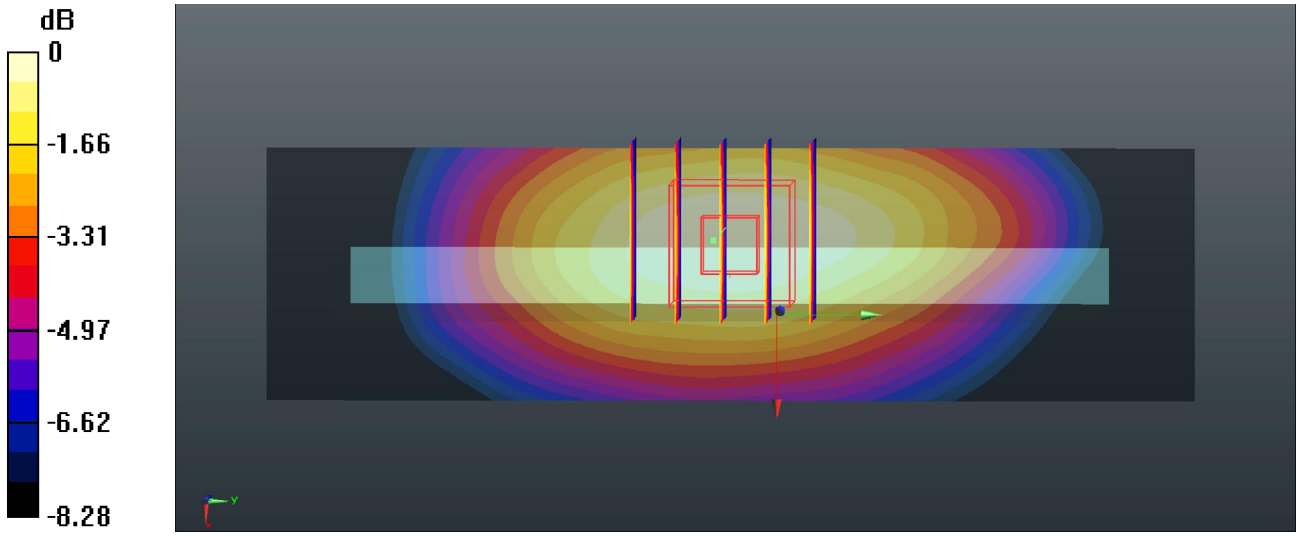

0 dB = 0.543 W/kg

Test Laboratory: Sporton International Inc. SAR/HAC Testing Lab Date: 2015/9/2

15 WCDMA IV_RMC 12.2K_Back_1.0cm_Ch1513

Communication System: UID 0, WCDMA (0); Frequency: 1752.6 MHz;Duty Cycle: 1:1
Medium: MSL_1750_150902 Medium parameters used: f = 1752.6 MHz; σ = 1.502 S/m; ε_r = 54.257; ρ = 1000 kg/m^3
Ambient Temperature：23.5 ℃; Liquid Temperature ：22.3 ℃

DASY5 Configuration:
- Probe: EX3DV4 - SN3911; ConvF(7.93, 7.93, 7.93); Calibrated: 2014/10/2;
- Sensor-Surface: 2mm (Mechanical Surface Detection)
- Electronics: DAE4 Sn679; Calibrated: 2015/4/13
- Phantom: SAM1; Type: QD000P40CD; Serial: TP:1753
- Measurement SW: DASY52, Version 52.8 (8); SEMCAD X Version 14.6.10 (7331)

Ch1513/Area Scan (61x111x1): Interpolated grid: dx=15mm, dy=15mm
Maximum value of SAR (interpolated) = 1.29 W/kg

Ch1513/Zoom Scan (5x5x7)/Cube 0: Measurement grid: dx=8mm, dy=8mm, dz=5mm
Reference Value = 4.972 V/m; Power Drift = 0.04 dB
Peak SAR (extrapolated) = 1.71 W/kg
SAR(1 g) = 1.18 W/kg; SAR(10 g) = 0.681 W/kg
Maximum value of SAR (measured) = 1.52 W/kg

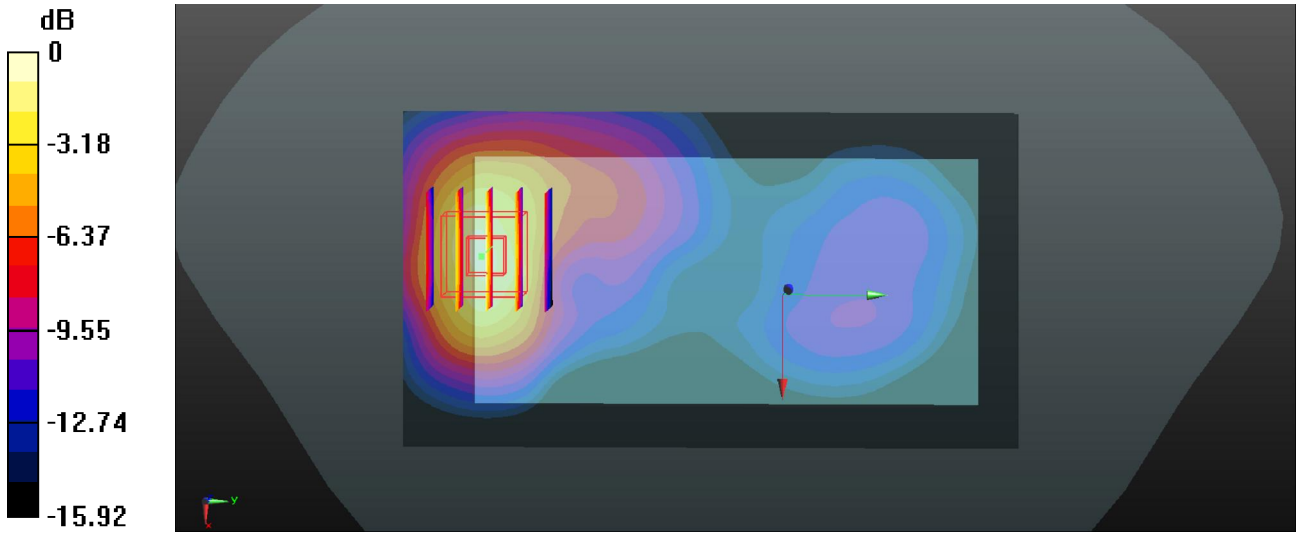

0 dB = 1.52 W/kg

Test Laboratory: Sporton International Inc. SAR/HAC Testing Lab Date: 2015/9/1

16 WCDMA II_RMC 12.2K_Back_1.0cm_Ch9400

Communication System: UID 0, WCDMA (0); Frequency: 1880 MHz;Duty Cycle: 1:1
Medium: MSL_1900_150901 Medium parameters used: f = 1880 MHz; σ = 1.541 S/m; ε_r = 55.518; ρ = 1000 kg/m^3
Ambient Temperature：23.5 ℃; Liquid Temperature ：22.5 ℃

DASY5 Configuration:
- Probe: EX3DV4 - SN3911; ConvF(7.57, 7.57, 7.57); Calibrated: 2014/10/2;
- Sensor-Surface: 2mm (Mechanical Surface Detection)
- Electronics: DAE4 Sn679; Calibrated: 2015/4/13
- Phantom: SAM1; Type: QD000P40CD; Serial: TP:1753
- Measurement SW: DASY52, Version 52.8 (8); SEMCAD X Version 14.6.10 (7331)

Ch9400/Area Scan (61x111x1): Interpolated grid: dx=15mm, dy=15mm
Maximum value of SAR (interpolated) = 1.64 W/kg

Ch9400/Zoom Scan (5x5x7)/Cube 0: Measurement grid: dx=8mm, dy=8mm, dz=5mm
Reference Value = 4.371 V/m; Power Drift = 0.12 dB
Peak SAR (extrapolated) = 2.25 W/kg
SAR(1 g) = 1.36 W/kg; SAR(10 g) = 0.742 W/kg
Maximum value of SAR (measured) = 1.86 W/kg

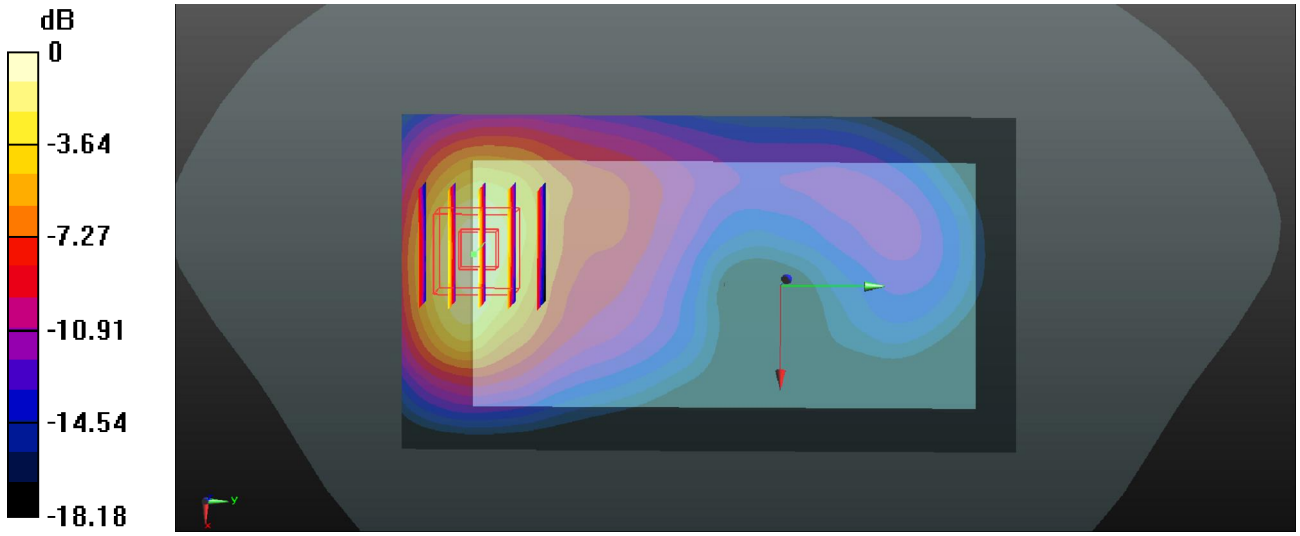

0 dB = 1.86 W/kg

Test Laboratory: Sporton International Inc. SAR/HAC Testing Lab Date: 2015/9/6

17 LTE Band 12_QPSK_10M(1,24)_Back_1.0cm_Ch23095

Communication System: UID 0, FDD-LTE (0); Frequency: 707.5 MHz;Duty Cycle: 1:1
Medium: MSL_750_150906 Medium parameters used: f = 707.5 MHz; σ = 0.933 S/m; ε_r = 55.21; ρ = 1000 kg/m^3
Ambient Temperature：23.9 ℃; Liquid Temperature ：22.5 ℃

DASY5 Configuration:
- Probe: EX3DV4 - SN3911; ConvF(9.61, 9.61, 9.61); Calibrated: 2014/10/2;
- Sensor-Surface: 2mm (Mechanical Surface Detection)
- Electronics: DAE4 Sn679; Calibrated: 2015/4/13
- Phantom: SAM1; Type: QD000P40CD; Serial: TP:1753
- Measurement SW: DASY52, Version 52.8 (8); SEMCAD X Version 14.6.10 (7331)

Ch23095/Area Scan (61x111x1): Interpolated grid: dx=15mm, dy=15mm
Maximum value of SAR (interpolated) = 0.591 W/kg

Ch23095/Zoom Scan (5x5x7)/Cube 0: Measurement grid: dx=8mm, dy=8mm, dz=5mm
Reference Value = 21.69 V/m; Power Drift = -0.06 dB
Peak SAR (extrapolated) = 0.598 W/kg
SAR(1 g) = 0.515 W/kg; SAR(10 g) = 0.407 W/kg
Maximum value of SAR (measured) = 0.569 W/kg

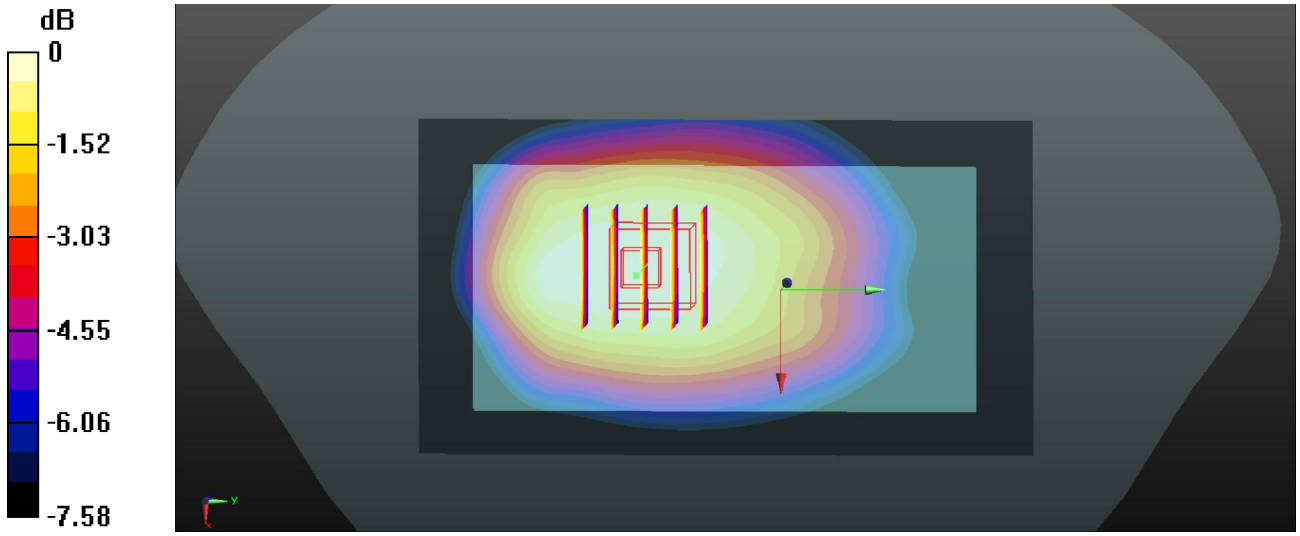

0 dB = 0.569 W/kg

Test Laboratory: Sporton International Inc. SAR/HAC Testing Lab Date: 2015/9/2

18 LTE band 4_QPSK_20M(1,0)_Back_1.0cm_Ch20175

Communication System: UID 0, FDD-LTE (0); Frequency: 1732.5 MHz;Duty Cycle: 1:1
Medium: MSL_1750_150902 Medium parameters used: f = 1732.5 MHz; σ = 1.48 S/m; ε_r = 54.326; ρ = 1000 kg/m^3
Ambient Temperature：23.5 ℃; Liquid Temperature ：22.3 ℃

DASY5 Configuration:
- Probe: EX3DV4 - SN3911; ConvF(7.93, 7.93, 7.93); Calibrated: 2014/10/2;
- Sensor-Surface: 2mm (Mechanical Surface Detection)
- Electronics: DAE4 Sn679; Calibrated: 2015/4/13
- Phantom: SAM1; Type: QD000P40CD; Serial: TP:1753
- Measurement SW: DASY52, Version 52.8 (8); SEMCAD X Version 14.6.10 (7331)

Ch20175/Area Scan (61x111x1): Interpolated grid: dx=15mm, dy=15mm
Maximum value of SAR (interpolated) = 1.52 W/kg

Ch20175/Zoom Scan (5x5x7)/Cube 0: Measurement grid: dx=8mm, dy=8mm, dz=5mm
Reference Value = 6.010 V/m; Power Drift = 0.07 dB
Peak SAR (extrapolated) = 1.77 W/kg
SAR(1 g) = 1.19 W/kg; SAR(10 g) = 0.691 W/kg
Maximum value of SAR (measured) = 1.52 W/kg

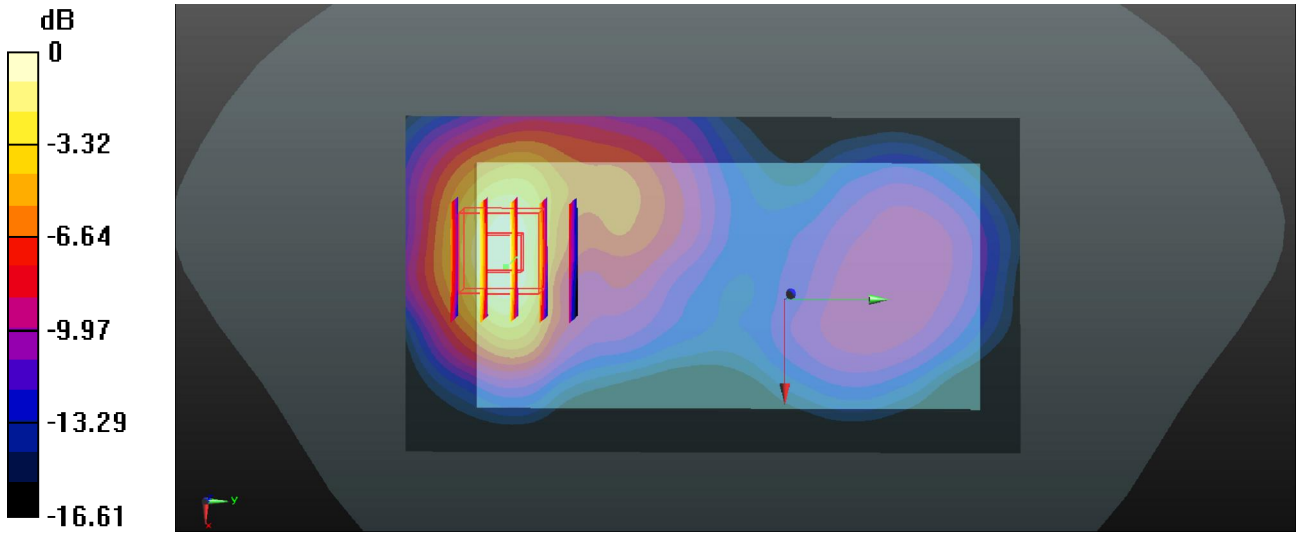

0 dB = 1.52 W/kg

Test Laboratory: Sporton International Inc. SAR/HAC Testing Lab Date: 2015/9/1

20 LTE Band 2_QPSK_20M(1,49)_Back_1.0cm_Ch19100

Communication System: UID 0, FDD-LTE (0); Frequency: 1900 MHz;Duty Cycle: 1:1
Medium: MSL_1900_150901 Medium parameters used: f = 1900 MHz; σ = 1.558 S/m; ε_r = 55.398; ρ = 1000 kg/m^3
Ambient Temperature：23.5 ℃; Liquid Temperature ：22.5 ℃

DASY5 Configuration:
- Probe: EX3DV4 - SN3911; ConvF(7.57, 7.57, 7.57); Calibrated: 2014/10/2;
- Sensor-Surface: 2mm (Mechanical Surface Detection)
- Electronics: DAE4 Sn679; Calibrated: 2015/4/13
- Phantom: SAM1; Type: QD000P40CD; Serial: TP:1753
- Measurement SW: DASY52, Version 52.8 (8); SEMCAD X Version 14.6.10 (7331)

Ch19100/Area Scan (61x111x1): Interpolated grid: dx=15mm, dy=15mm
Maximum value of SAR (interpolated) = 1.31 W/kg

Ch19100/Zoom Scan (5x5x7)/Cube 0: Measurement grid: dx=8mm, dy=8mm, dz=5mm
Reference Value = 4.921 V/m; Power Drift = 0.08 dB
Peak SAR (extrapolated) = 1.59 W/kg
SAR(1 g) = 1.1 W/kg; SAR(10 g) = 0.658 W/kg
Maximum value of SAR (measured) = 1.41 W/kg

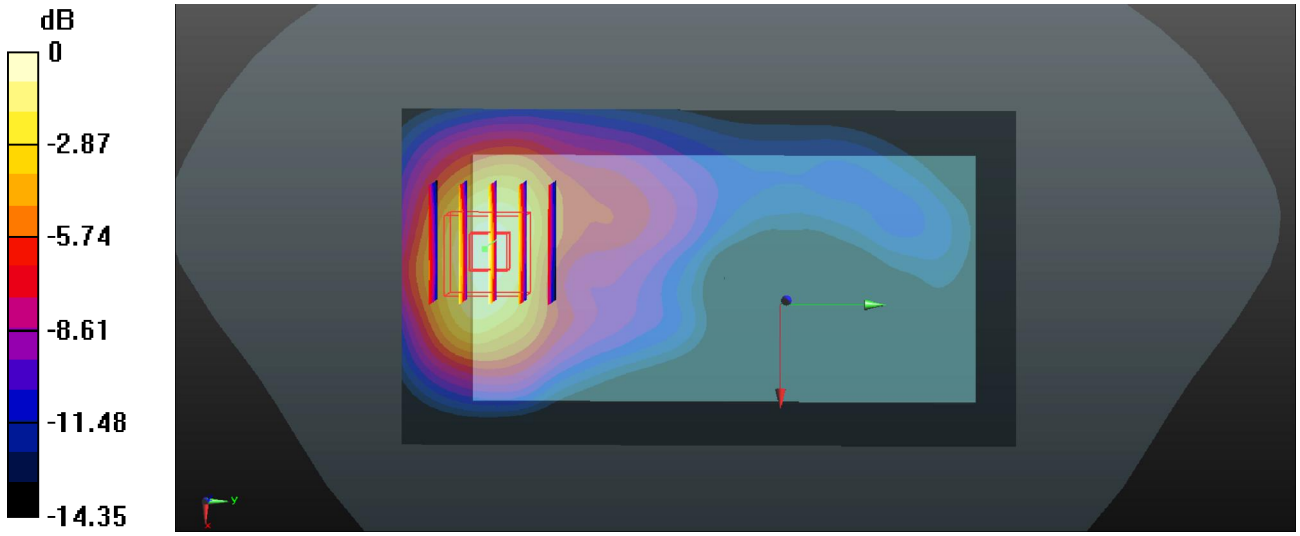

0 dB = 1.41 W/kg

Test Laboratory: Sporton International Inc. SAR/HAC Testing Lab Date: 2015/9/3

21 LTE Band 7_QPSK_20M(1,49)_Front_1.0cm_Ch20850

Communication System: UID 0, FDD-LTE (0); Frequency: 2510 MHz;Duty Cycle: 1:1
Medium: MSL_2600_150903 Medium parameters used: f = 2510 MHz; σ = 1.999 S/m; ε_r = 51.824; ρ = 1000 kg/m^3
Ambient Temperature：23.4 ℃; Liquid Temperature ：22.4 ℃

DASY5 Configuration:
- Probe: EX3DV4 - SN3911; ConvF(7.03, 7.03, 7.03); Calibrated: 2014/10/2;
- Sensor-Surface: 2mm (Mechanical Surface Detection)
- Electronics: DAE4 Sn679; Calibrated: 2015/4/13
- Phantom: SAM2; Type: QD000P40CD; Serial: TP:1754
- Measurement SW: DASY52, Version 52.8 (8); SEMCAD X Version 14.6.10 (7331)

Ch20850/Area Scan (71x131x1): Interpolated grid: dx=12mm, dy=12mm
Maximum value of SAR (interpolated) = 1.60 W/kg

Ch20850/Zoom Scan (7x7x7)/Cube 0: Measurement grid: dx=5mm, dy=5mm, dz=5mm
Reference Value = 8.063 V/m; Power Drift = -0.10 dB
Peak SAR (extrapolated) = 1.96 W/kg
SAR(1 g) = 1.12 W/kg; SAR(10 g) = 0.635 W/kg
Maximum value of SAR (measured) = 1.55 W/kg

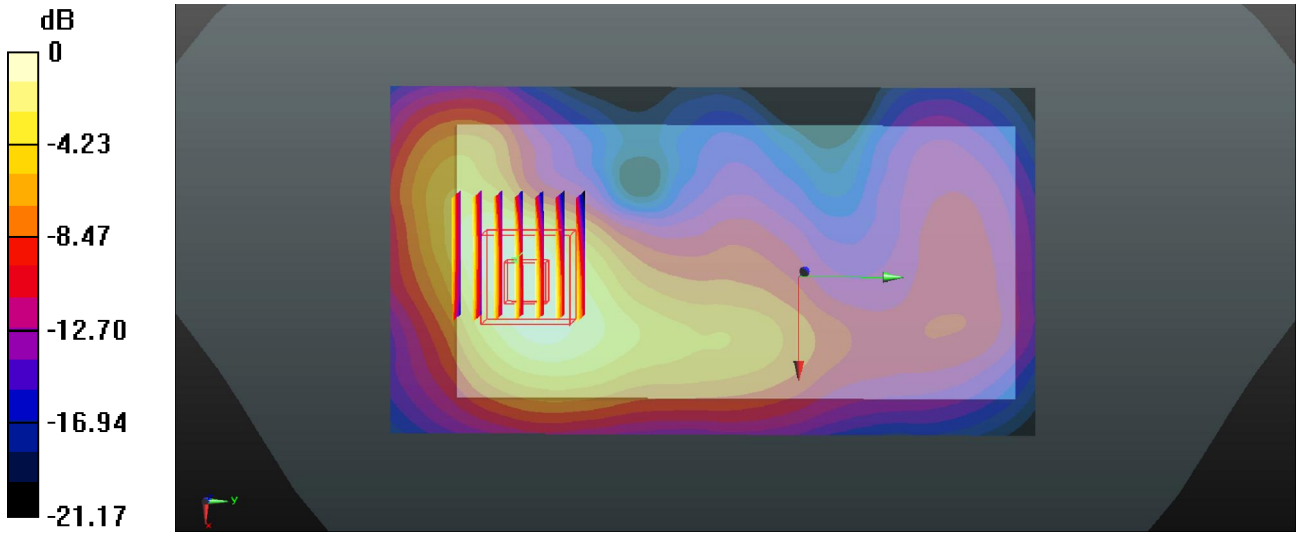

0 dB = 1.55 W/kg

Test Laboratory: Sporton International Inc. SAR/HAC Testing Lab Date: 2015/9/3

22 WLAN 2.4G_802.11b_Back_1.0cm_Ch11

Communication System: UID 0, 802.11b (0); Frequency: 2462 MHz;Duty Cycle: 1:1.024
Medium: MSL_2450_150903 Medium parameters used: f = 2462 MHz; σ = 1.974 S/m; ε_r = 53.843; ρ = 1000 kg/m^3
Ambient Temperature：23.4 ℃; Liquid Temperature ：22.5 ℃

DASY5 Configuration:
- Probe: EX3DV4 - SN3911; ConvF(7.18, 7.18, 7.18); Calibrated: 2014/10/2;
- Sensor-Surface: 2mm (Mechanical Surface Detection)
- Electronics: DAE4 Sn679; Calibrated: 2015/4/13
- Phantom: SAM2; Type: QD000P40CD; Serial: TP:1754
- Measurement SW: DASY52, Version 52.8 (8); SEMCAD X Version 14.6.10 (7331)

Ch11/Area Scan (71x131x1): Interpolated grid: dx=12mm, dy=12mm
Maximum value of SAR (interpolated) = 0.174 W/kg

Ch11/Zoom Scan (7x7x7)/Cube 0: Measurement grid: dx=5mm, dy=5mm, dz=5mm
Reference Value = 3.945 V/m; Power Drift = -0.07 dB
Peak SAR (extrapolated) = 0.235 W/kg
SAR(1 g) = 0.128 W/kg; SAR(10 g) = 0.068 W/kg
Maximum value of SAR (measured) = 0.179 W/kg

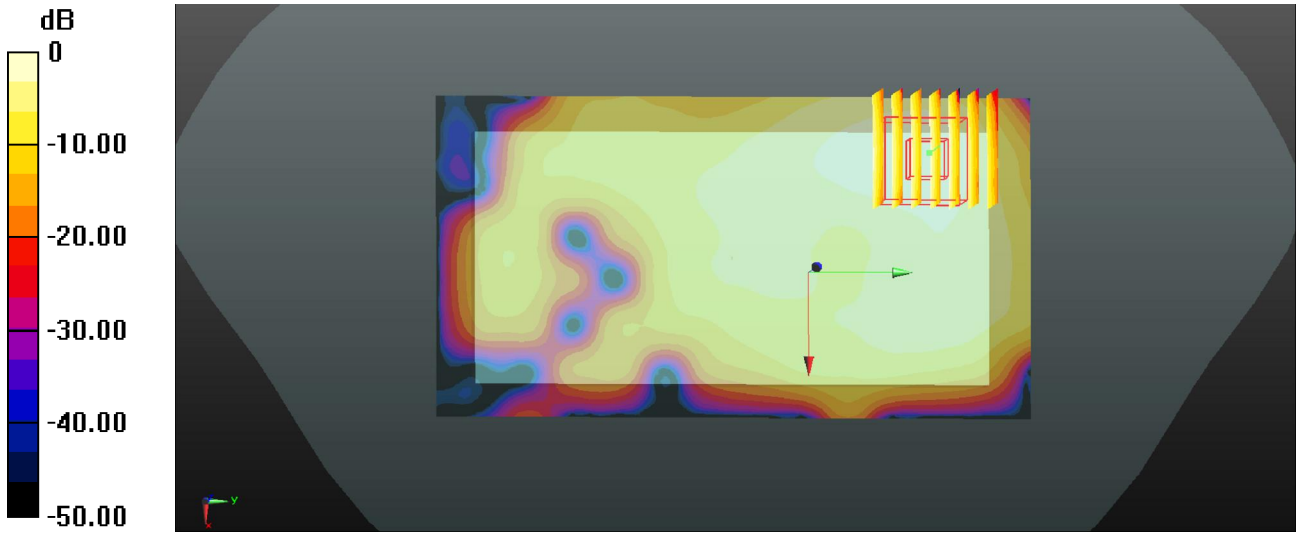

0 dB = 0.179 W/kg

Test Laboratory: Sporton International Inc. SAR/HAC Testing Lab Date: 2015/9/3

13 WCDMA V_RMC 12.2K_Back_1.0cm_Ch4233

Communication System: UID 0, WCDMA (0); Frequency: 846.6 MHz;Duty Cycle: 1:1
Medium: MSL_835_150903 Medium parameters used: f = 846.6 MHz; σ = 1.024 S/m; ε_r = 56.127; ρ = 1000 kg/m^3
Ambient Temperature：23.5 ℃; Liquid Temperature ：22.7 ℃

DASY5 Configuration:
- Probe: EX3DV4 - SN3911; ConvF(9.66, 9.66, 9.66); Calibrated: 2014/10/2;
- Sensor-Surface: 2mm (Mechanical Surface Detection)
- Electronics: DAE4 Sn679; Calibrated: 2015/4/13
- Phantom: SAM1; Type: QD000P40CD; Serial: TP:1753
- Measurement SW: DASY52, Version 52.8 (8); SEMCAD X Version 14.6.10 (7331)

Ch4233/Area Scan (61x111x1): Interpolated grid: dx=15mm, dy=15mm
Maximum value of SAR (interpolated) = 0.527 W/kg

Ch4233/Zoom Scan (5x5x7)/Cube 0: Measurement grid: dx=8mm, dy=8mm, dz=5mm
Reference Value = 20.15 V/m; Power Drift = -0.11 dB
Peak SAR (extrapolated) = 0.543 W/kg
SAR(1 g) = 0.456 W/kg; SAR(10 g) = 0.359 W/kg
Maximum value of SAR (measured) = 0.503 W/kg

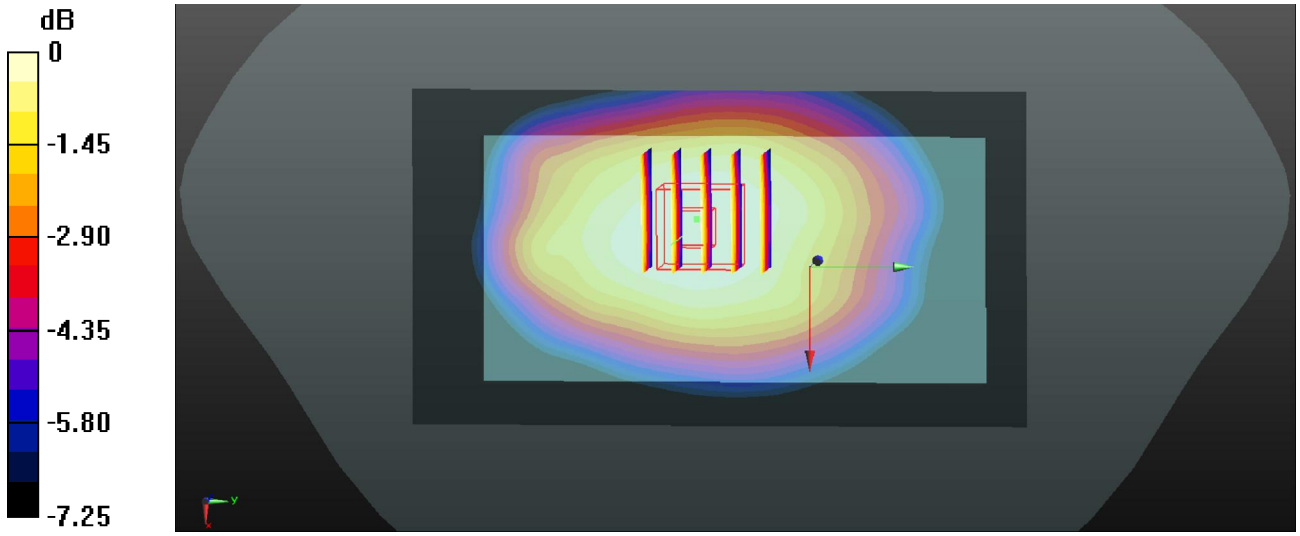

0 dB = 0.503 W/kg

Test Laboratory: Sporton International Inc. SAR/HAC Testing Lab Date: 2015/9/2

19 LTE Band 4_QPSK_20M(1,0)_Back_1.0cm_Ch20175_Headset

Communication System: UID 0, FDD-LTE (0); Frequency: 1732.5 MHz;Duty Cycle: 1:1
Medium: MSL_1750_150902 Medium parameters used: f = 1732.5 MHz; σ = 1.48 S/m; ε_r = 54.326; ρ = 1000 kg/m^3
Ambient Temperature：23.5 ℃; Liquid Temperature ：22.3 ℃

DASY5 Configuration:
- Probe: EX3DV4 - SN3911; ConvF(7.93, 7.93, 7.93); Calibrated: 2014/10/2;
- Sensor-Surface: 2mm (Mechanical Surface Detection)
- Electronics: DAE4 Sn679; Calibrated: 2015/4/13
- Phantom: SAM1; Type: QD000P40CD; Serial: TP:1753
- Measurement SW: DASY52, Version 52.8 (8); SEMCAD X Version 14.6.10 (7331)

Ch20175/Area Scan (61x111x1): Interpolated grid: dx=15mm, dy=15mm
Maximum value of SAR (interpolated) = 1.45 W/kg

Ch20175/Zoom Scan (5x5x7)/Cube 0: Measurement grid: dx=8mm, dy=8mm, dz=5mm
Reference Value = 5.977 V/m; Power Drift = 0.12 dB
Peak SAR (extrapolated) = 1.80 W/kg
SAR(1 g) = 1.22 W/kg; SAR(10 g) = 0.705 W/kg
Maximum value of SAR (measured) = 1.58 W/kg

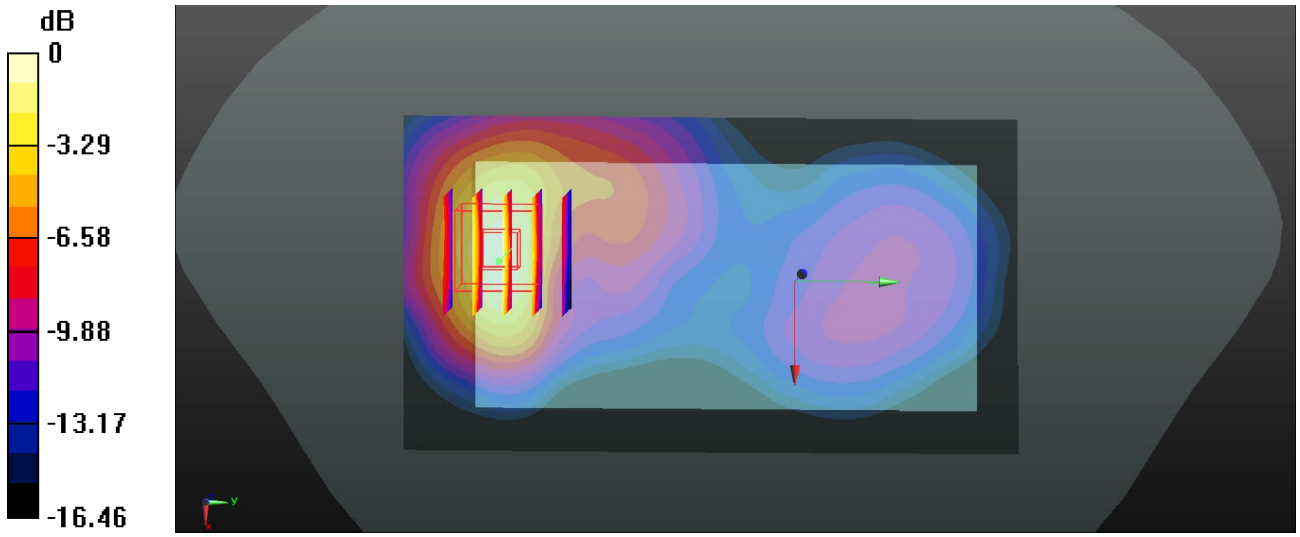

0 dB = 1.58 W/kg

23 2.4GHz BT_1Mbps_DH5_Back 1cm_Ch78

Communication System: Bluetooth (0); Frequency: 2480 MHz;Duty Cycle: 1:1.2
Medium: MSL_2450_150903 Medium parameters used: f = 2480 MHz; σ = 1.973 mho/m; ε_r = 51.108; ρ = 1000 kg/m^3
Ambient Temperature：23.4 ℃； Liquid Temperature：22.7 ℃

DASY5 Configuration:
- Probe: EX3DV4 - SN3857; ConvF(7.29, 7.29, 7.29); Calibrated: 2015.05.28
- Sensor-Surface: 2mm (Mechanical Surface Detection)
- Electronics: DAE4 Sn1210; Calibrated: 2015.05.21
- Phantom: SAM2; Type: SAM; Serial: TP-1477
- Measurement SW: DASY52, Version 52.8 (8); SEMCAD X Version 14.4.5 (3634)

Ch78/Area Scan (71x131x1): Measurement grid: dx=12mm, dy=12mm
Maximum value of SAR (interpolated) = 0.052 mW/g

Ch78/Zoom Scan (7x7x7)/Cube 0: Measurement grid: dx=5mm, dy=5mm, dz=5mm
Reference Value = 1.986 V/m; Power Drift = 0.09 dB
Peak SAR (extrapolated) = 0.151 W/kg
SAR(1 g) = 0.027 mW/g; SAR(10 g) = 0.00961 mW/g
Maximum value of SAR (measured) = 0.044 mW/g

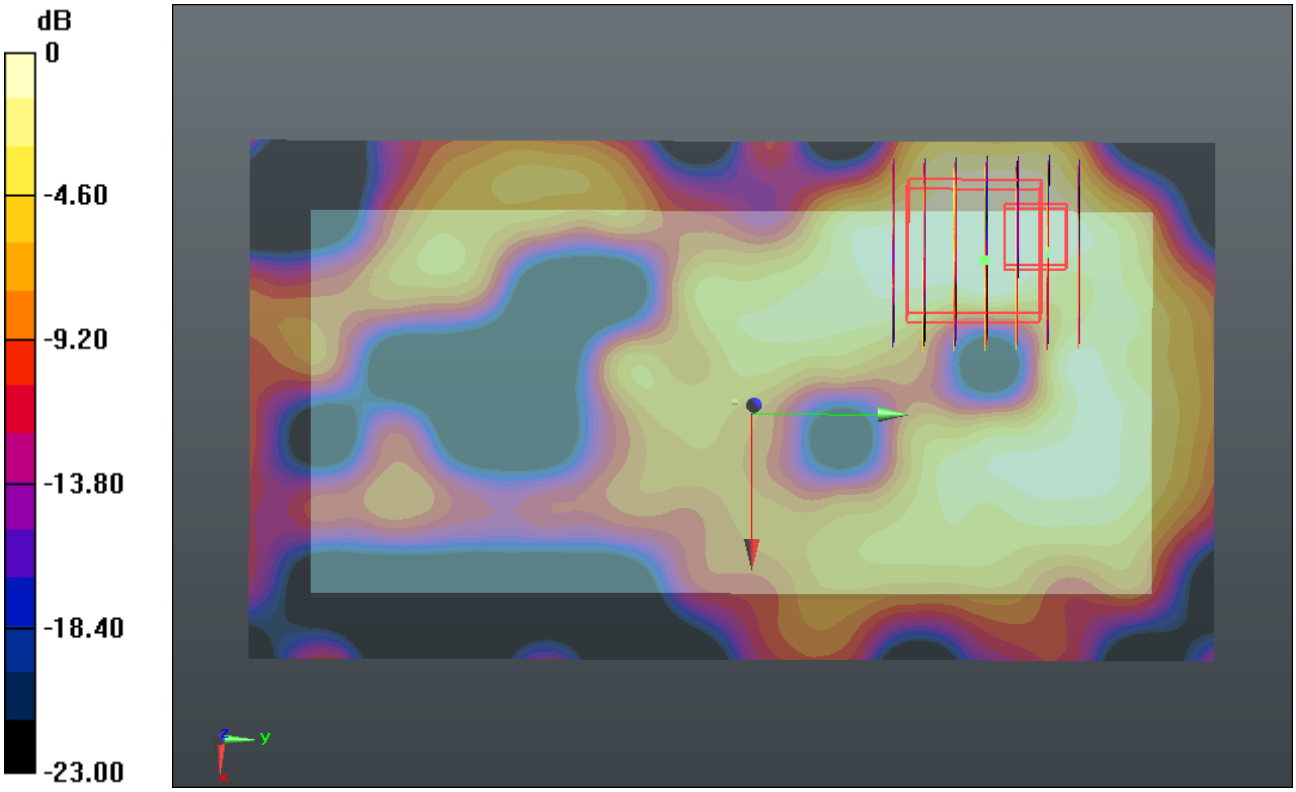

0 dB = 0.040mW/g