LTE Band 17 / 5MHz

Highest Channel / QPSK

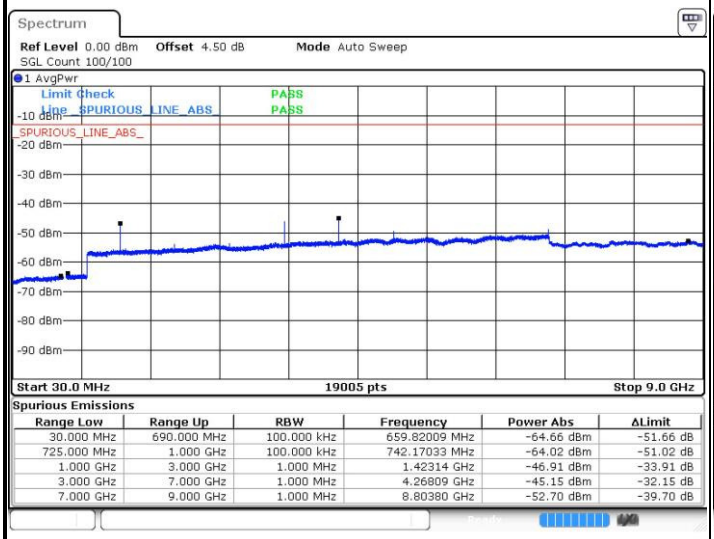

Spurious Emissions

Range Low	Range Up	RBW	Frequency	Power Abs	ΔLimit
30.000 MHz	690.000 MHz	100.000 kHz	659.82009 MHz	-64.66 dBm	-51.66 dB
725.000 MHz	1.000 GHz	100.000 kHz	742.17033 MHz	-64.02 dBm	-51.02 dB
1.000 GHz	3.000 GHz	1.000 MHz	1.42314 GHz	-46.91 dBm	-33.91 dB
3.000 GHz	7.000 GHz	1.000 MHz	4.26809 GHz	-45.15 dBm	-32.15 dB
7.000 GHz	9.000 GHz	1.000 MHz	8.80380 GHz	-52.70 dBm	-39.70 dB

Date: 10.JUL.2016 19:36:11

Highest Channel / 16QAM

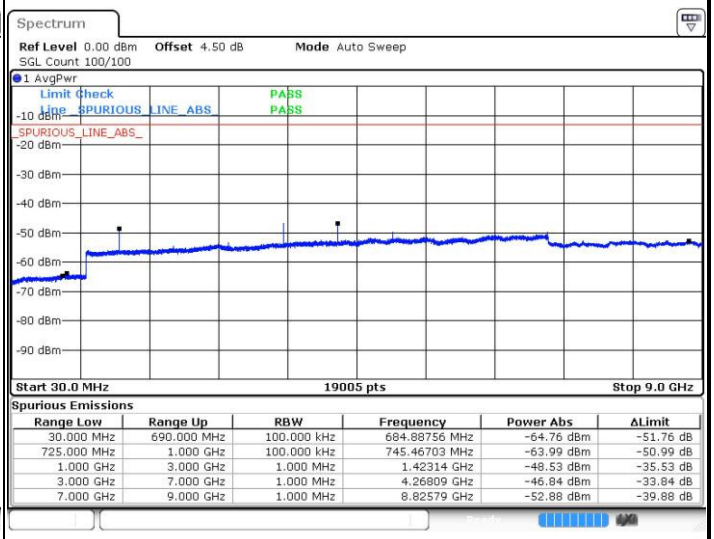

Spurious Emissions

Range Low	Range Up	RBW	Frequency	Power Abs	ΔLimit
30.000 MHz	690.000 MHz	100.000 kHz	684.88756 MHz	-64.76 dBm	-51.76 dB
725.000 MHz	1.000 GHz	100.000 kHz	745.46703 MHz	-63.99 dBm	-50.99 dB
1.000 GHz	3.000 GHz	1.000 MHz	1.42314 GHz	-48.53 dBm	-35.53 dB
3.000 GHz	7.000 GHz	1.000 MHz	4.26809 GHz	-46.84 dBm	-33.84 dB
7.000 GHz	9.000 GHz	1.000 MHz	8.82579 GHz	-52.88 dBm	-39.88 dB

Date: 10.JUL.2016 19:37:06

LTE Band 17 / 10MHz

Lowest Channel / QPSK

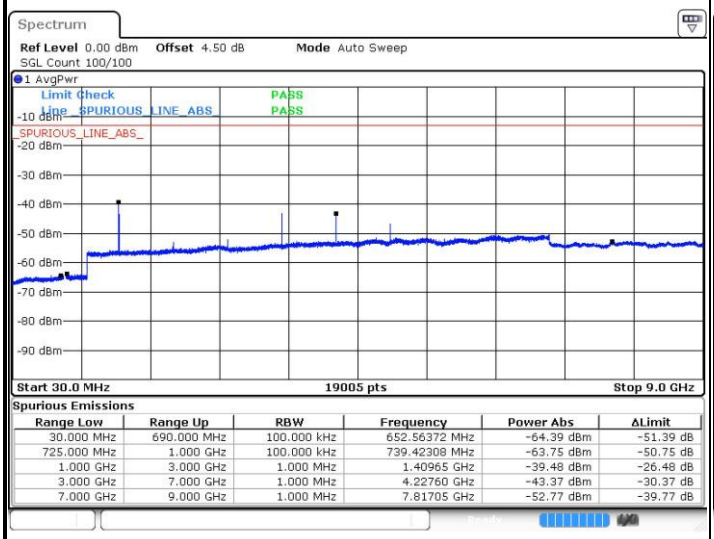

Spurious Emissions

Range Low	Range Up	RBW	Frequency	Power Abs	ΔLimit
30.000 MHz	690.000 MHz	100.000 kHz	652.56372 MHz	-64.39 dBm	-51.39 dB
725.000 MHz	1.000 GHz	100.000 kHz	739.42308 MHz	-63.75 dBm	-50.75 dB
1.000 GHz	3.000 GHz	1.000 MHz	1.40965 GHz	-39.48 dBm	-26.48 dB
3.000 GHz	7.000 GHz	1.000 MHz	4.22760 GHz	-43.37 dBm	-30.37 dB
7.000 GHz	9.000 GHz	1.000 MHz	7.81705 GHz	-52.77 dBm	-39.77 dB

Date: 10.JUL.2016 19:43:24

Lowest Channel / 16QAM

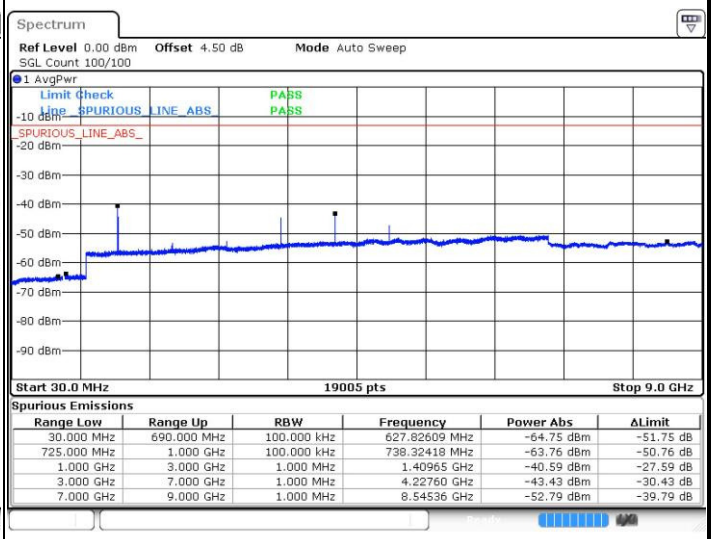

Spurious Emissions

Range Low	Range Up	RBW	Frequency	Power Abs	ΔLimit
30.000 MHz	690.000 MHz	100.000 kHz	627.82609 MHz	-64.75 dBm	-51.75 dB
725.000 MHz	1.000 GHz	100.000 kHz	738.32418 MHz	-63.76 dBm	-50.76 dB
1.000 GHz	3.000 GHz	1.000 MHz	1.40965 GHz	-40.59 dBm	-27.59 dB
3.000 GHz	7.000 GHz	1.000 MHz	4.22760 GHz	-43.43 dBm	-30.43 dB
7.000 GHz	9.000 GHz	1.000 MHz	8.54536 GHz	-52.79 dBm	-39.79 dB

Date: 10.JUL.2016 19:44:19

LTE Band 17 / 10MHz

Middle Channel / QPSK

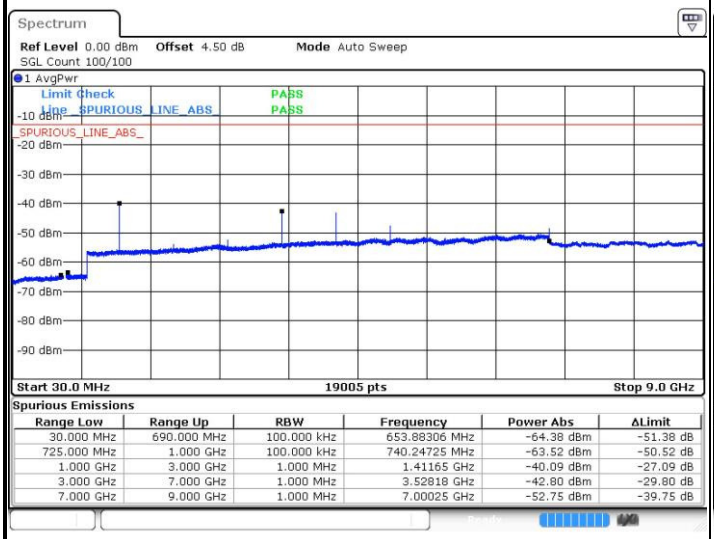

Spurious Emissions

Range Low	Range Up	RBW	Frequency	Power Abs	ΔLimit
30.000 MHz	690.000 MHz	100.000 kHz	653.88306 MHz	-64.38 dBm	-51.38 dB
725.000 MHz	1.000 GHz	100.000 kHz	740.24725 MHz	-63.52 dBm	-50.52 dB
1.000 GHz	3.000 GHz	1.000 MHz	1.41165 GHz	-40.09 dBm	-27.09 dB
3.000 GHz	7.000 GHz	1.000 MHz	3.52818 GHz	-42.80 dBm	-29.80 dB
7.000 GHz	9.000 GHz	1.000 MHz	7.00025 GHz	-52.75 dBm	-39.75 dB

Date: 10.JUL.2016 19:45:58

Middle Channel / 16QAM

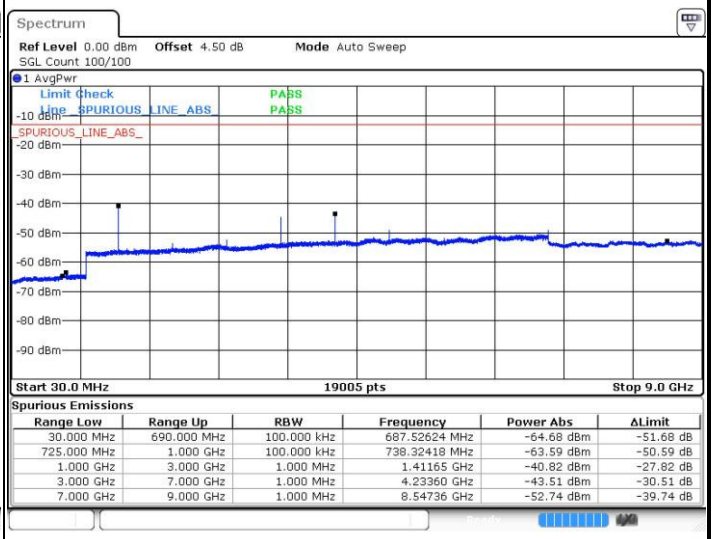

Spurious Emissions

Range Low	Range Up	RBW	Frequency	Power Abs	ΔLimit
30.000 MHz	690.000 MHz	100.000 kHz	687.52624 MHz	-64.68 dBm	-51.68 dB
725.000 MHz	1.000 GHz	100.000 kHz	738.32418 MHz	-63.59 dBm	-50.59 dB
1.000 GHz	3.000 GHz	1.000 MHz	1.41165 GHz	-40.82 dBm	-27.82 dB
3.000 GHz	7.000 GHz	1.000 MHz	4.23360 GHz	-43.51 dBm	-30.51 dB
7.000 GHz	9.000 GHz	1.000 MHz	8.54736 GHz	-52.74 dBm	-39.74 dB

Date: 10.JUL.2016 19:46:53

Highest Channel / QPSK

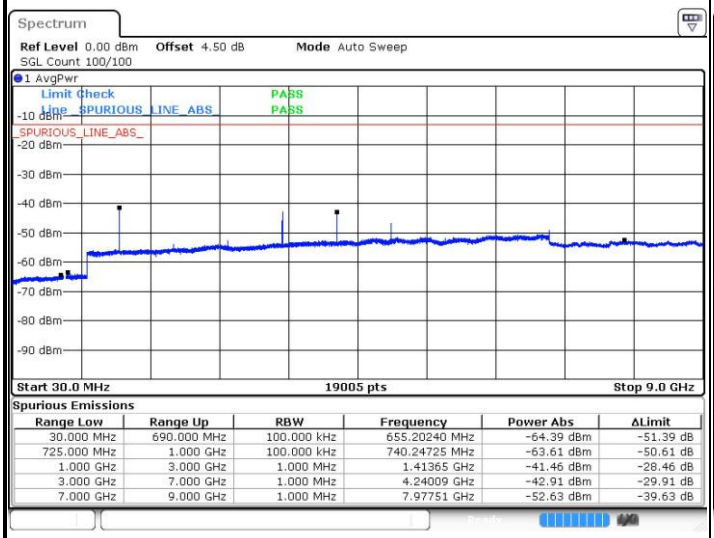

Spurious Emissions

Range Low	Range Up	RBW	Frequency	Power Abs	ΔLimit
30.000 MHz	690.000 MHz	100.000 kHz	655.20240 MHz	-64.39 dBm	-51.39 dB
725.000 MHz	1.000 GHz	100.000 kHz	740.24725 MHz	-63.61 dBm	-50.61 dB
1.000 GHz	3.000 GHz	1.000 MHz	1.41365 GHz	-41.46 dBm	-28.46 dB
3.000 GHz	7.000 GHz	1.000 MHz	4.24009 GHz	-42.91 dBm	-29.91 dB
7.000 GHz	9.000 GHz	1.000 MHz	7.97751 GHz	-52.63 dBm	-39.63 dB

Date: 10.JUL.2016 19:53:13

Highest Channel / 16QAM

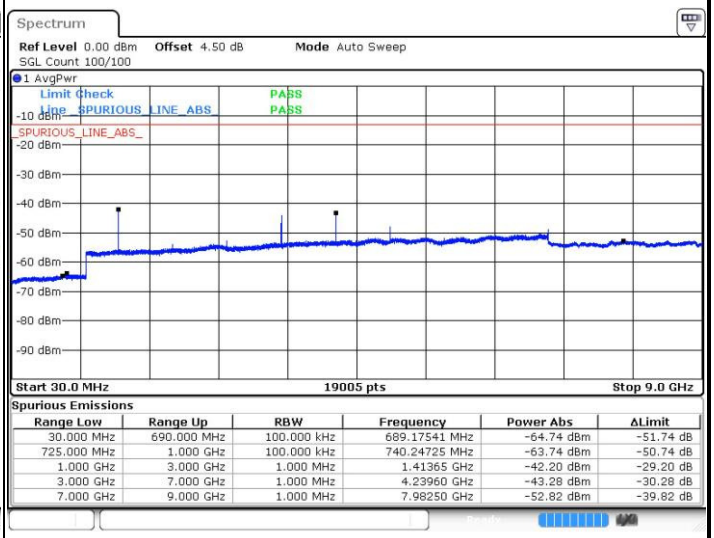

Spurious Emissions

Range Low	Range Up	RBW	Frequency	Power Abs	ΔLimit
30.000 MHz	690.000 MHz	100.000 kHz	689.17541 MHz	-64.74 dBm	-51.74 dB
725.000 MHz	1.000 GHz	100.000 kHz	740.24725 MHz	-63.74 dBm	-50.74 dB
1.000 GHz	3.000 GHz	1.000 MHz	1.41365 GHz	-42.20 dBm	-29.20 dB
3.000 GHz	7.000 GHz	1.000 MHz	4.23960 GHz	-43.28 dBm	-30.28 dB
7.000 GHz	9.000 GHz	1.000 MHz	7.98250 GHz	-52.82 dBm	-39.82 dB

Date: 10.JUL.2016 19:54:08

Frequency Stability

Test Conditions		LTE Band 2 (QPSK) / Middle Channel	Limit
Temperature (°C)	Voltage (Volt)	BW 10MHz	Note 2.
		Deviation (ppm)	Result
50	Normal Voltage	0.0016	PASS
40	Normal Voltage	0.0029	
30	Normal Voltage	0.0024	
20(Ref.)	Normal Voltage	0.0000	
10	Normal Voltage	0.0021	
0	Normal Voltage	0.0015	
-10	Normal Voltage	0.0030	
-20	Normal Voltage	0.0004	
-30	Normal Voltage	0.0007	
20	Maximum Voltage	0.0022	
20	Normal Voltage	0.0018	
20	Battery End Point	0.0033	

Note:

1. Normal Voltage =3.8 V.；Battery End Point (BEP) =3.4 V.；Maximum Voltage =4.35 V.
2. Note: The frequency fundamental emissions stay within the authorized frequency block based on the frequency deviation measured is small.

Test Conditions		LTE Band 4 (QPSK) / Middle Channel	Limit
Temperature (°C)	Voltage (Volt)	BW 10MHz	Note 2.
		Deviation (ppm)	Result
50	Normal Voltage	0.0042	PASS
40	Normal Voltage	0.0032	
30	Normal Voltage	0.0031	
20(Ref.)	Normal Voltage	0.0000	
10	Normal Voltage	0.0035	
0	Normal Voltage	0.0044	
-10	Normal Voltage	0.0036	
-20	Normal Voltage	0.0012	
-30	Normal Voltage	0.0002	
20	Maximum Voltage	0.0006	
20	Normal Voltage	0.0027	
20	Battery End Point	0.0034	

Note:

1. Normal Voltage =3.8 V.；Battery End Point (BEP) =3.4 V.；Maximum Voltage =4.35 V.
2. Note: The frequency fundamental emissions stay within the authorized frequency block based on the frequency deviation measured is small.

Test Conditions		LTE Band 5 (QPSK) / Middle Channel	Limit
Temperature (°C)	Voltage (Volt)	BW 10MHz	2.5ppm
		Deviation (ppm)	Result
50	Normal Voltage	0.0007	PASS
40	Normal Voltage	0.0004	
30	Normal Voltage	0.0014	
20(Ref.)	Normal Voltage	0.0000	
10	Normal Voltage	0.0017	
0	Normal Voltage	0.0048	
-10	Normal Voltage	0.0032	
-20	Normal Voltage	0.0002	
-30	Normal Voltage	0.0012	
20	Maximum Voltage	0.0031	
20	Normal Voltage	0.0005	
20	Battery End Point	0.0004	

Note: Normal Voltage =3.8 V.；Battery End Point (BEP) =3.4 V.；Maximum Voltage =4.35 V.

Test Conditions		LTE Band 7 (QPSK) / Middle Channel	Limit
Temperature (°C)	Voltage (Volt)	BW 10MHz	Note 2.
		Deviation (ppm)	Result
50	Normal Voltage	0.0009	PASS
40	Normal Voltage	0.0007	
30	Normal Voltage	0.0013	
20(Ref.)	Normal Voltage	0.0000	
10	Normal Voltage	0.0007	
0	Normal Voltage	0.0012	
-10	Normal Voltage	0.0003	
-20	Normal Voltage	0.0006	
-30	Normal Voltage	0.0006	
20	Maximum Voltage	0.0007	
20	Normal Voltage	0.0008	
20	Battery End Point	0.0010	

Note:

1. Normal Voltage =3.8 V.；Battery End Point (BEP) =3.4 V.；Maximum Voltage =4.35 V.
2. Note: The frequency fundamental emissions stay within the authorized frequency block based on the frequency deviation measured is small.

Test Conditions		LTE Band 12 (QPSK) / Middle Channel	Limit
Temperature (°C)	Voltage (Volt)	BW 10MHz	Note 2.
		Deviation (ppm)	Result
50	Normal Voltage	0.0021	PASS
40	Normal Voltage	0.0047	
30	Normal Voltage	0.0051	
20(Ref.)	Normal Voltage	0.0000	
10	Normal Voltage	0.0086	
0	Normal Voltage	0.0071	
-10	Normal Voltage	0.0075	
-20	Normal Voltage	0.0059	
-30	Normal Voltage	0.0016	
20	Maximum Voltage	0.0042	
20	Normal Voltage	0.0037	
20	Battery End Point	0.0051	

Note:

1. Normal Voltage =3.8 V.；Battery End Point (BEP) =3.4 V.；Maximum Voltage =4.35 V.
2. Note: The frequency fundamental emissions stay within the authorized frequency block based on the frequency deviation measured is small.

Test Conditions		LTE Band 17 (QPSK) / Middle Channel	Limit
Temperature (°C)	Voltage (Volt)	BW 10MHz	Note 2.
		Deviation (ppm)	Result
50	Normal Voltage	0.0042	PASS
40	Normal Voltage	0.0049	
30	Normal Voltage	0.0017	
20(Ref.)	Normal Voltage	0.0000	
10	Normal Voltage	0.0070	
0	Normal Voltage	0.0039	
-10	Normal Voltage	0.0046	
-20	Normal Voltage	0.0044	
-30	Normal Voltage	0.0034	
20	Maximum Voltage	0.0027	
20	Normal Voltage	0.0011	
20	Battery End Point	0.0007	

Note:

1. Normal Voltage =3.8 V.；Battery End Point (BEP) =3.4 V.；Maximum Voltage =4.35 V.
2. Note: The frequency fundamental emissions stay within the authorized frequency block based on the frequency deviation measured is small.

Appendix B. Test Results of Radiated Test

ERP/EIRP

LTE Band 2 / 1.4MHz (Average)							
Channel	Modulation	RB		Horizontal		Vertical	
		Size	Offset	EIRP(dBm)	EIRP(W)	EIRP(dBm)	EIRP(W)
Lowest	QPSK	3	0	24.67	0.2928	24.79	0.3010
Middle		3	0	24.95	0.3125	24.89	0.3082
Highest		6	0	25.18	0.3295	24.56	0.2856
Lowest	16QAM	1	5	23.81	0.2406	23.83	0.2415
Middle		1	3	24.06	0.2546	23.78	0.2387
Highest		1	3	24.07	0.2551	23.70	0.2344
Limit	EIRP < 2W			Result		PASS	

LTE Band 2 / 3MHz (Average)							
Channel	Modulation	RB		Horizontal		Vertical	
		Size	Offset	EIRP(dBm)	EIRP(W)	EIRP(dBm)	EIRP(W)
Lowest	QPSK	1	8	24.43	0.2773	24.51	0.2824
Middle		1	8	25.11	0.3241	25.04	0.3188
Highest		1	8	25.11	0.3241	24.96	0.3131
Lowest	16QAM	1	8	23.84	0.2421	23.87	0.2441
Middle		1	8	24.30	0.2693	24.12	0.2581
Highest		1	8	24.54	0.2847	23.93	0.2472
Limit	EIRP < 2W			Result		PASS	

LTE Band 2 / 5MHz (Average)							
Channel	Modulation	RB		Horizontal		Vertical	
		Size	Offset	EIRP(dBm)	EIRP(W)	EIRP(dBm)	EIRP(W)
Lowest	QPSK	1	12	24.74	0.2979	24.77	0.2997
Middle		1	12	25.02	0.3180	24.72	0.2967
Highest		1	0	25.58	0.3616	25.12	0.3250
Lowest	16QAM	1	12	23.98	0.2498	23.80	0.2400
Middle		1	12	24.39	0.2747	24.11	0.2578
Highest		1	0	24.14	0.2595	23.97	0.2494
Limit	EIRP < 2W			Result		PASS	

LTE Band 2 / 10MHz (Average)							
Channel	Modulation	RB		Horizontal		Vertical	
		Size	Offset	EIRP(dBm)	EIRP(W)	EIRP(dBm)	EIRP(W)
Lowest	QPSK	1	0	24.45	0.2788	24.58	0.2874
Middle		1	25	25.31	0.3398	25.06	0.3206
Highest		1	0	25.16	0.3284	24.80	0.3020
Lowest	16QAM	1	0	23.69	0.2340	23.90	0.2456
Middle		1	25	24.21	0.2637	24.13	0.2588
Highest		1	0	23.93	0.2470	23.70	0.2343
Limit	EIRP < 2W			Result		PASS	

LTE Band 2 / 15MHz (Average)							
Channel	Modulation	RB		Horizontal		Vertical	
		Size	Offset	EIRP(dBm)	EIRP(W)	EIRP(dBm)	EIRP(W)
Lowest	QPSK	1	0	24.70	0.2954	24.80	0.3020
Middle		1	37	24.78	0.3009	24.07	0.2555
Highest		1	0	24.82	0.3036	25.05	0.3198
Lowest	16QAM	1	0	23.82	0.2411	23.85	0.2429
Middle		1	37	24.28	0.2682	24.28	0.2682
Highest		1	0	24.25	0.2660	24.36	0.2729
Limit	EIRP < 2W			Result		PASS	

LTE Band 2 / 20MHz (Average)							
Channel	Modulation	RB		Horizontal		Vertical	
		Size	Offset	EIRP(dBm)	EIRP(W)	EIRP(dBm)	EIRP(W)
Lowest	QPSK	1	0	24.45	0.2788	24.54	0.2844
Middle		1	0	24.96	0.3134	24.87	0.3072
Highest		1	0	25.13	0.3256	25.06	0.3208
Lowest	16QAM	1	0	23.90	0.2456	23.96	0.2489
Middle		1	49	24.10	0.2569	23.84	0.2422
Highest		1	0	24.28	0.2677	24.19	0.2625
Limit	EIRP < 2W			Result		PASS	

LTE Band 4 / 1.4MHz (Average)							
Channel	Modulation	RB		Horizontal		Vertical	
		Size	Offset	EIRP(dBm)	EIRP(W)	EIRP(dBm)	EIRP(W)
Lowest	QPSK	3	0	20.53	0.1130	18.27	0.0672
Middle		1	3	20.56	0.1137	16.60	0.0457
Highest		1	3	20.91	0.1234	15.67	0.0369
Lowest	16QAM	1	3	19.31	0.0854	17.34	0.0542
Middle		1	3	19.61	0.0914	15.88	0.0387
Highest		1	3	19.85	0.0966	14.66	0.0293
Limit	EIRP < 1W			Result		PASS	

LTE Band 4 / 3MHz (Average)							
Channel	Modulation	RB		Horizontal		Vertical	
		Size	Offset	EIRP(dBm)	EIRP(W)	EIRP(dBm)	EIRP(W)
Lowest	QPSK	1	8	20.40	0.1095	17.95	0.0624
Middle		1	8	20.60	0.1149	16.67	0.0464
Highest		1	8	20.70	0.1176	15.52	0.0356
Lowest	16QAM	1	8	19.50	0.0891	17.35	0.0543
Middle		1	8	19.80	0.0955	16.03	0.0401
Highest		1	8	19.87	0.0971	14.76	0.0299
Limit	EIRP < 1W			Result		PASS	

LTE Band 4 / 5MHz (Average)							
Channel	Modulation	RB		Horizontal		Vertical	
		Size	Offset	EIRP(dBm)	EIRP(W)	EIRP(dBm)	EIRP(W)
Lowest	QPSK	1	0	20.34	0.1082	18.09	0.0645
Middle		1	0	20.65	0.1160	16.85	0.0485
Highest		1	12	20.67	0.1166	15.52	0.0357
Lowest	16QAM	1	12	19.48	0.0887	17.22	0.0527
Middle		1	12	19.81	0.0957	16.03	0.0401
Highest		1	12	19.82	0.0959	14.75	0.0299
Limit	EIRP < 1W			Result		PASS	

LTE Band 4/ 10MHz (Average)							
Channel	Modulation	RB		Horizontal		Vertical	
		Size	Offset	EIRP(dBm)	EIRP(W)	EIRP(dBm)	EIRP(W)
Lowest	QPSK	1	25	20.38	0.1090	17.60	0.0575
Middle		1	0	20.50	0.1121	16.74	0.0472
Highest		1	49	20.65	0.1160	15.32	0.0340
Lowest	16QAM	1	25	19.56	0.0904	17.17	0.0521
Middle		1	0	19.77	0.0948	16.36	0.0433
Highest		1	49	19.93	0.0984	14.76	0.0299
Limit	EIRP < 1W			Result		PASS	

LTE Band 4 / 15MHz (Average)							
Channel	Modulation	RB		Horizontal		Vertical	
		Size	Offset	EIRP(dBm)	EIRP(W)	EIRP(dBm)	EIRP(W)
Lowest	QPSK	1	0	20.32	0.1076	18.42	0.0695
Middle		1	0	20.68	0.1168	17.54	0.0567
Highest		1	74	20.83	0.1212	15.73	0.0374
Lowest	16QAM	1	37	19.66	0.0925	17.09	0.0512
Middle		1	0	19.82	0.0959	16.58	0.0455
Highest		1	74	19.99	0.0997	14.82	0.0304
Limit	EIRP < 1W			Result		PASS	

LTE Band 4 / 20MHz (Average)							
Channel	Modulation	RB		Horizontal		Vertical	
		Size	Offset	EIRP(dBm)	EIRP(W)	EIRP(dBm)	EIRP(W)
Lowest	QPSK	1	0	20.43	0.1105	18.52	0.0711
Middle		1	0	20.76	0.1192	17.70	0.0589
Highest		1	0	20.83	0.1209	16.96	0.0497
Lowest	16QAM	1	0	19.64	0.0920	17.55	0.0569
Middle		1	0	19.90	0.0977	16.69	0.0467
Highest		1	0	19.95	0.0988	15.55	0.0359
Limit	EIRP < 1W			Result		PASS	

LTE Band 5 / 1.4MHz (Average)							
Channel	Modulation	RB		Horizontal		Vertical	
		Size	Offset	ERP(dBm)	ERP(W)	ERP(dBm)	ERP(W)
Lowest	QPSK	1	3	18.47	0.0703	14.17	0.0261
Middle		1	3	19.48	0.0886	15.18	0.0329
Highest		1	3	20.37	0.1090	16.07	0.0405
Lowest	16QAM	3	0	17.94	0.0623	13.64	0.0231
Middle		3	0	18.58	0.0721	14.28	0.0268
Highest		3	0	18.10	0.0646	13.80	0.0240
Limit	ERP < 7W			Result		PASS	

LTE Band 5 / 3MHz (Average)							
Channel	Modulation	RB		Horizontal		Vertical	
		Size	Offset	ERP(dBm)	ERP(W)	ERP(dBm)	ERP(W)
Lowest	QPSK	1	0	18.87	0.0770	14.57	0.0286
Middle		1	0	19.29	0.0850	14.99	0.0316
Highest		1	8	20.25	0.1060	15.95	0.0394
Lowest	16QAM	1	0	18.31	0.0678	14.01	0.0252
Middle		1	0	18.88	0.0773	14.58	0.0287
Highest		1	0	19.53	0.0898	15.23	0.0334
Limit	ERP < 7W			Result		PASS	

LTE Band 5 / 5MHz (Average)							
Channel	Modulation	RB		Horizontal		Vertical	
		Size	Offset	ERP(dBm)	ERP(W)	ERP(dBm)	ERP(W)
Lowest	QPSK	1	0	18.80	0.0758	14.50	0.0282
Middle		1	0	19.22	0.0836	14.92	0.0311
Highest		1	12	20.17	0.1040	15.87	0.0386
Lowest	16QAM	1	0	18.65	0.0734	14.35	0.0273
Middle		1	0	18.95	0.0786	14.65	0.0292
Highest		1	0	19.49	0.0890	15.19	0.0331
Limit	ERP < 7W			Result		PASS	

LTE Band 5 / 10MHz (Average)							
Channel	Modulation	RB		Horizontal		Vertical	
		Size	Offset	ERP(dBm)	ERP(W)	ERP(dBm)	ERP(W)
Lowest	QPSK	1	0	18.87	0.0771	14.57	0.0287
Middle		1	0	19.28	0.0847	14.98	0.0315
Highest		1	0	19.74	0.0943	15.44	0.0350
Lowest	16QAM	1	0	18.32	0.0680	14.02	0.0253
Middle		1	0	18.75	0.0750	14.45	0.0279
Highest		1	0	19.42	0.0875	15.12	0.0325
Limit	ERP < 7W			Result		PASS	

LTE Band 7 / 5MHz (Average)							
Channel	Modulation	RB		Horizontal		Vertical	
		Size	Offset	EIRP(dBm)	EIRP(W)	EIRP(dBm)	EIRP(W)
Lowest	QPSK	1	12	22.87	0.1937	16.44	0.0441
Middle		1	12	23.60	0.2290	17.70	0.0590
Highest		1	12	23.11	0.2046	18.11	0.0647
Lowest	16QAM	1	0	21.95	0.1567	15.58	0.0361
Middle		1	12	22.55	0.1800	16.69	0.0467
Highest		1	12	22.17	0.1648	17.19	0.0523
Limit	EIRP < 2W			Result		PASS	

LTE Band 7 / 10MHz (Average)							
Channel	Modulation	RB		Horizontal		Vertical	
		Size	Offset	EIRP(dBm)	EIRP(W)	EIRP(dBm)	EIRP(W)
Lowest	QPSK	1	0	23.02	0.2006	16.70	0.0467
Middle		1	25	23.50	0.2238	17.48	0.0560
Highest		1	0	23.09	0.2036	17.87	0.0612
Lowest	16QAM	1	25	22.04	0.1599	15.68	0.0370
Middle		1	49	22.56	0.1803	16.24	0.0421
Highest		1	0	22.62	0.1830	17.24	0.0530
Limit	EIRP < 2W			Result		PASS	

LTE Band 7 / 15MHz (Average)							
Channel	Modulation	RB		Horizontal		Vertical	
		Size	Offset	EIRP(dBm)	EIRP(W)	EIRP(dBm)	EIRP(W)
Lowest	QPSK	1	0	23.04	0.2013	16.79	0.0478
Middle		1	74	23.64	0.2314	17.61	0.0577
Highest		1	0	23.68	0.2333	18.00	0.0631
Lowest	16QAM	1	37	22.10	0.1622	15.72	0.0373
Middle		1	74	22.68	0.1854	16.30	0.0427
Highest		1	0	22.80	0.1905	16.51	0.0448
Limit	EIRP < 2W			Result		PASS	

LTE Band 7 / 20MHz (Average)							
Channel	Modulation	RB		Horizontal		Vertical	
		Size	Offset	EIRP(dBm)	EIRP(W)	EIRP(dBm)	EIRP(W)
Lowest	QPSK	1	99	22.97	0.1981	16.62	0.0459
Middle		1	99	23.41	0.2194	17.14	0.0517
Highest		1	99	23.73	0.2361	17.85	0.0609
Lowest	16QAM	1	0	22.08	0.1614	15.69	0.0371
Middle		1	99	22.69	0.1860	16.82	0.0481
Highest		1	49	22.70	0.1864	17.26	0.0532
Limit	EIRP < 2W			Result		PASS	

LTE Band 12 / 1.4MHz (Average)							
Channel	Modulation	RB		Horizontal		Vertical	
		Size	Offset	ERP(dBm)	ERP(W)	ERP(dBm)	ERP(W)
Lowest	QPSK	1	3	17.96	0.0625	0.46	0.0011
Middle		3	0	17.24	0.0530	0.52	0.0011
Highest		3	0	15.15	0.0327	-1.25	0.0007
Lowest	16QAM	1	3	16.92	0.0492	0.28	0.0011
Middle		1	3	16.25	0.0422	-0.52	0.0009
Highest		1	0	14.71	0.0296	-3.18	0.0005
Limit	ERP < 3W			Result		PASS	

LTE Band 12 / 3MHz (Average)							
Channel	Modulation	RB		Horizontal		Vertical	
		Size	Offset	ERP(dBm)	ERP(W)	ERP(dBm)	ERP(W)
Lowest	QPSK	1	8	17.77	0.0599	0.54	0.0011
Middle		1	0	17.23	0.0528	0.51	0.0011
Highest		1	8	15.08	0.0322	-1.37	0.0007
Lowest	16QAM	1	8	16.99	0.0500	-1.46	0.0007
Middle		1	0	16.52	0.0449	-1.95	0.0006
Highest		1	8	14.57	0.0286	-4.37	0.0004
Limit	ERP < 3W			Result		PASS	

LTE Band 12 / 5MHz (Average)							
Channel	Modulation	RB		Horizontal		Vertical	
		Size	Offset	ERP(dBm)	ERP(W)	ERP(dBm)	ERP(W)
Lowest	QPSK	1	12	17.44	0.0555	0.00	0.0010
Middle		1	0	17.31	0.0539	0.66	0.0012
Highest		1	12	15.58	0.0361	-0.63	0.0009
Lowest	16QAM	1	12	16.43	0.0440	-1.98	0.0006
Middle		1	0	16.70	0.0468	-1.74	0.0007
Highest		1	24	14.49	0.0281	-3.48	0.0004
Limit	ERP < 3W			Result		PASS	

LTE Band 12 / 10MHz (Average)							
Channel	Modulation	RB		Horizontal		Vertical	
		Size	Offset	ERP(dBm)	ERP(W)	ERP(dBm)	ERP(W)
Lowest	QPSK	1	0	17.73	0.0593	0.53	0.0011
Middle		1	0	17.20	0.0525	0.69	0.0012
Highest		1	0	17.15	0.0518	0.58	0.0011
Lowest	16QAM	1	0	16.93	0.0493	-1.69	0.0007
Middle		1	0	16.27	0.0424	-0.46	0.0009
Highest		1	0	16.51	0.0448	-2.04	0.0006
Limit	ERP < 3W			Result		PASS	

LTE Band 17 / 5MHz (Average)							
Channel	Modulation	RB		Horizontal		Vertical	
		Size	Offset	ERP(dBm)	ERP(W)	ERP(dBm)	ERP(W)
Lowest	QPSK	1	12	17.48	0.0559	-0.04	0.0010
Middle		1	0	17.09	0.0512	-0.42	0.0009
Highest		1	24	15.28	0.0337	-2.97	0.0005
Lowest	16QAM	1	0	16.91	0.0491	-0.61	0.0009
Middle		1	0	16.23	0.0420	-1.44	0.0007
Highest		1	24	14.46	0.0279	-3.76	0.0004
Limit	ERP < 3W			Result		PASS	

LTE Band 17 / 10MHz (Average)							
Channel	Modulation	RB		Horizontal		Vertical	
		Size	Offset	ERP(dBm)	ERP(W)	ERP(dBm)	ERP(W)
Lowest	QPSK	1	0	17.74	0.0595	0.31	0.0011
Middle		1	0	17.56	0.0570	0.56	0.0011
Highest		1	0	17.44	0.0554	-0.02	0.0010
Lowest	16QAM	1	0	16.88	0.0488	-0.68	0.0009
Middle		1	0	16.80	0.0479	-0.77	0.0008
Highest		1	0	16.58	0.0455	-0.99	0.0008
Limit	ERP < 3W			Result		PASS	

Radiated Spurious Emission

LTE Band 2 / 1.4MHz / QPSK / RB Size 1 Offset 0									
Channel	Frequency (MHz)	EIRP (dBm)	Limit (dBm)	Over Limit (dB)	SPA Reading (dBm)	S.G. Power (dBm)	TX Cable loss (dB)	TX Antenna Gain (dBi)	Polarization (H/V)
Lowest	3702	-62.15	-13	-49.15	-65.66	-67.14	1.88	6.87	H
	5550	-60.42	-13	-47.42	-68.61	-67.72	2.38	9.68	H
	7398	-56.62	-13	-43.62	-68.65	-65.69	2.74	11.81	H
	3702	-62.34	-13	-49.34	-66.13	-67.33	1.88	6.87	V
	5550	-59.51	-13	-46.51	-68.08	-66.81	2.38	9.68	V
	7398	-58.45	-13	-45.45	-69.16	-67.52	2.74	11.81	V
Middle	3756	-61.76	-13	-48.76	-65.27	-66.75	1.88	6.87	H
	5640	-59.76	-13	-46.76	-67.95	-67.06	2.38	9.68	H
	7518	-56.48	-13	-43.48	-68.51	-65.55	2.74	11.81	H
	3756	-63.36	-13	-50.36	-67.15	-68.35	1.88	6.87	V
	5640	-59.71	-13	-46.71	-68.28	-67.01	2.38	9.68	V
	7518	-59.10	-13	-46.10	-69.81	-68.17	2.74	11.81	V
Highest	3816	-61.23	-13	-48.23	-64.74	-66.22	1.88	6.87	H
	5724	-59.47	-13	-46.47	-67.66	-66.77	2.38	9.68	H
	7632	-57.98	-13	-44.98	-70.01	-67.05	2.74	11.81	H
	3816	-61.06	-13	-48.06	-64.85	-66.05	1.88	6.87	V
	5724	-59.97	-13	-46.97	-68.54	-67.27	2.38	9.68	V
	7632	-58.99	-13	-45.99	-69.7	-68.06	2.74	11.81	V

Remark: Spurious emissions within 30-1000MHz were found more than 20dB below limit line.

LTE Band 2 / 3MHz / QPSK / RB Size 1 Offset 0									
Channel	Frequency (MHz)	EIRP (dBm)	Limit (dBm)	Over Limit (dB)	SPA Reading (dBm)	S.G. Power (dBm)	TX Cable loss (dB)	TX Antenna Gain (dBi)	Polarization (H/V)
Lowest	3702	-61.78	-13	-48.78	-65.29	-66.77	1.88	6.87	H
	5550	-58.97	-13	-45.97	-67.16	-66.27	2.38	9.68	H
	7398	-56.87	-13	-43.87	-68.90	-65.94	2.74	11.81	H
	3702	-63.08	-13	-50.08	-66.87	-68.07	1.88	6.87	V
	5550	-59.95	-13	-46.95	-68.52	-67.25	2.38	9.68	V
	7398	-57.88	-13	-44.88	-68.59	-66.95	2.74	11.81	V
Middle	3756	-62.24	-13	-49.24	-65.75	-67.23	1.88	6.87	H
	5634	-59.75	-13	-46.75	-67.94	-67.05	2.38	9.68	H
	7512	-55.46	-13	-42.46	-67.49	-64.53	2.74	11.81	H
	3756	-62.66	-13	-49.66	-66.45	-67.65	1.88	6.87	V
	5634	-58.35	-13	-45.35	-66.92	-65.65	2.38	9.68	V
	7512	-57.90	-13	-44.90	-68.61	-66.97	2.74	11.81	V
Highest	3816	-62.68	-13	-49.68	-66.19	-67.67	1.88	6.87	H
	5724	-59.17	-13	-46.17	-67.36	-66.47	2.38	9.68	H
	7626	-58.32	-13	-45.32	-70.35	-67.39	2.74	11.81	H
	3816	-63.73	-13	-50.73	-67.52	-68.72	1.88	6.87	V
	5724	-60.23	-13	-47.23	-68.8	-67.53	2.38	9.68	V
	7626	-60.17	-13	-47.17	-70.88	-69.24	2.74	11.81	V

Remark: Spurious emissions within 30-1000MHz were found more than 20dB below limit line.

LTE Band 2 / 5MHz / QPSK / RB Size 1 Offset 0									
Channel	Frequency (MHz)	EIRP (dBm)	Limit (dBm)	Over Limit (dB)	SPA Reading (dBm)	S.G. Power (dBm)	TX Cable loss (dB)	TX Antenna Gain (dBi)	Polarization (H/V)
Lowest	3702	-63.13	-13	-50.13	-66.64	-68.12	1.88	6.87	H
	5550	-60.31	-13	-47.31	-68.50	-67.61	2.38	9.68	H
	7404	-56.53	-13	-43.53	-68.56	-65.60	2.74	11.81	H
	3702	-62.43	-13	-49.43	-66.22	-67.42	1.88	6.87	V
	5550	-60.02	-13	-47.02	-68.59	-67.32	2.38	9.68	V
	7404	-58.76	-13	-45.76	-69.47	-67.83	2.74	11.81	V
Middle	3756	-62.38	-13	-49.38	-65.89	-67.37	1.88	6.87	H
	5634	-60.06	-13	-47.06	-68.25	-67.36	2.38	9.68	H
	7512	-57.15	-13	-44.15	-69.18	-66.22	2.74	11.81	H
	3756	-62.17	-13	-49.17	-65.96	-67.16	1.88	6.87	V
	5634	-59.70	-13	-46.70	-68.27	-67.00	2.38	9.68	V
	7512	-58.30	-13	-45.30	-69.01	-67.37	2.74	11.81	V
Highest	3810	-63.33	-13	-50.33	-66.84	-68.32	1.88	6.87	H
	5718	-59.79	-13	-46.79	-67.98	-67.09	2.38	9.68	H
	7620	-57.81	-13	-44.81	-69.84	-66.88	2.74	11.81	H
	3810	-63.45	-13	-50.45	-67.24	-68.44	1.88	6.87	V
	5718	-60.54	-13	-47.54	-69.11	-67.84	2.38	9.68	V
	7620	-59.04	-13	-46.04	-69.75	-68.11	2.74	11.81	V

Remark: Spurious emissions within 30-1000MHz were found more than 20dB below limit line.

LTE Band 2 / 10MHz / QPSK / RB Size 1 Offset 0									
Channel	Frequency (MHz)	EIRP (dBm)	Limit (dBm)	Over Limit (dB)	SPA Reading (dBm)	S.G. Power (dBm)	TX Cable loss (dB)	TX Antenna Gain (dBi)	Polarization (H/V)
Lowest	3702	-63.54	-13	-50.54	-67.05	-68.53	1.88	6.87	H
	5550	-59.97	-13	-46.97	-68.16	-67.27	2.38	9.68	H
	7404	-55.88	-13	-42.88	-67.91	-64.95	2.74	11.81	H
	3702	-63.18	-13	-50.18	-66.97	-68.17	1.88	6.87	V
	5550	-59.89	-13	-46.89	-68.46	-67.19	2.38	9.68	V
	7404	-57.86	-13	-44.86	-68.57	-66.93	2.74	11.81	V
Middle	3750	-62.81	-13	-49.81	-66.32	-67.80	1.88	6.87	H
	5628	-59.92	-13	-46.92	-68.11	-67.22	2.38	9.68	H
	7500	-56.90	-13	-43.90	-68.93	-65.97	2.74	11.81	H
	3750	-62.25	-13	-49.25	-66.04	-67.24	1.88	6.87	V
	5628	-60.16	-13	-47.16	-68.73	-67.46	2.38	9.68	V
	7500	-58.36	-13	-45.36	-69.07	-67.43	2.74	11.81	V
Highest	3804	-63.30	-13	-50.30	-66.81	-68.29	1.88	6.87	H
	5700	-59.16	-13	-46.16	-67.35	-66.46	2.38	9.68	H
	7602	-57.86	-13	-44.86	-69.89	-66.93	2.74	11.81	H
	3804	-62.93	-13	-49.93	-66.72	-67.92	1.88	6.87	V
	5700	-60.60	-13	-47.60	-69.17	-67.90	2.38	9.68	V
	7602	-59.71	-13	-46.71	-70.42	-68.78	2.74	11.81	V

Remark: Spurious emissions within 30-1000MHz were found more than 20dB below limit line.

LTE Band 2 / 15MHz / QPSK / RB Size 1 Offset 0									
Channel	Frequency (MHz)	EIRP (dBm)	Limit (dBm)	Over Limit (dB)	SPA Reading (dBm)	S.G. Power (dBm)	TX Cable loss (dB)	TX Antenna Gain (dBi)	Polarization (H/V)
Lowest	3702	-61.66	-13	-48.66	-65.17	-66.65	1.88	6.87	H
	5550	-60.78	-13	-47.78	-68.97	-68.08	2.38	9.68	H
	7404	-56.51	-13	-43.51	-68.54	-65.58	2.74	11.81	H
	3702	-62.56	-13	-49.56	-66.35	-67.55	1.88	6.87	V
	5550	-60.16	-13	-47.16	-68.73	-67.46	2.38	9.68	V
	7404	-58.12	-13	-45.12	-68.83	-67.19	2.74	11.81	V
Middle	3744	-62.77	-13	-49.77	-66.28	-67.76	1.88	6.87	H
	5622	-59.29	-13	-46.29	-67.48	-66.59	2.38	9.68	H
	7494	-55.97	-13	-42.97	-68.00	-65.04	2.74	11.81	H
	3744	-62.20	-13	-49.20	-65.99	-67.19	1.88	6.87	V
	5622	-60.13	-13	-47.13	-68.7	-67.43	2.38	9.68	V
	7494	-58.11	-13	-45.11	-68.82	-67.18	2.74	11.81	V
Highest	3792	-61.93	-13	-48.93	-65.44	-66.92	1.88	6.87	H
	5688	-60.42	-13	-47.42	-68.61	-67.72	2.38	9.68	H
	7584	-57.77	-13	-44.77	-69.80	-66.84	2.74	11.81	H
	3792	-63.05	-13	-50.05	-66.84	-68.04	1.88	6.87	V
	5688	-59.78	-13	-46.78	-68.35	-67.08	2.38	9.68	V
	7584	-58.95	-13	-45.95	-69.66	-68.02	2.74	11.81	V

Remark: Spurious emissions within 30-1000MHz were found more than 20dB below limit line.

LTE Band 2 / 20MHz / QPSK / RB Size 1 Offset 0									
Channel	Frequency (MHz)	EIRP (dBm)	Limit (dBm)	Over Limit (dB)	SPA Reading (dBm)	S.G. Power (dBm)	TX Cable loss (dB)	TX Antenna Gain (dBi)	Polarization (H/V)
Lowest	3702	-62.75	-13	-49.75	-66.26	-67.74	1.88	6.87	H
	5556	-60.21	-13	-47.21	-68.40	-67.51	2.38	9.68	H
	7404	-57.45	-13	-44.45	-69.48	-66.52	2.74	11.81	H
	3702	-62.60	-13	-49.60	-66.39	-67.59	1.88	6.87	V
	5556	-59.50	-13	-46.50	-68.07	-66.80	2.38	9.68	V
	7404	-59.11	-13	-46.11	-69.82	-68.18	2.74	11.81	V
Middle	3744	-62.58	-13	-49.58	-66.09	-67.57	1.88	6.87	H
	5616	-60.02	-13	-47.02	-68.21	-67.32	2.38	9.68	H
	7482	-56.88	-13	-43.88	-68.91	-65.95	2.74	11.81	H
	3744	-62.52	-13	-49.52	-66.31	-67.51	1.88	6.87	V
	5616	-59.65	-13	-46.65	-68.22	-66.95	2.38	9.68	V
	7482	-58.69	-13	-45.69	-69.4	-67.76	2.74	11.81	V
Highest	3780	-62.10	-13	-49.10	-65.61	-67.09	1.88	6.87	H
	5676	-60.41	-13	-47.41	-68.60	-67.71	2.38	9.68	H
	7566	-56.90	-13	-43.90	-68.93	-65.97	2.74	11.81	H
	3780	-62.15	-13	-49.15	-65.94	-67.14	1.88	6.87	V
	5676	-58.85	-13	-45.85	-67.42	-66.15	2.38	9.68	V
	7566	-58.57	-13	-45.57	-69.28	-67.64	2.74	11.81	V

Remark: Spurious emissions within 30-1000MHz were found more than 20dB below limit line.

LTE Band 4 / 1.4MHz / QPSK / RB Size 1 Offset 0									
Channel	Frequency (MHz)	EIRP (dBm)	Limit (dBm)	Over Limit (dB)	SPA Reading (dBm)	S.G. Power (dBm)	TX Cable loss (dB)	TX Antenna Gain (dBi)	Polarization (H/V)
Lowest	3420	-57.25	-13	-44.25	-64.04	-62.14	1.81	6.70	H
	5130	-54.31	-13	-41.31	-66.99	-61.21	2.23	9.13	H
	6840	-52.70	-13	-39.70	-67.88	-60.76	2.60	10.66	H
	3420	-59.47	-13	-46.47	-64.67	-64.36	1.81	6.70	V
	5130	-54.03	-13	-41.03	-67.58	-60.93	2.23	9.13	V
	6840	-51.48	-13	-38.48	-66.53	-59.54	2.6	10.66	V
Middle	3462	-58.13	-13	-45.13	-64.92	-63.02	1.81	6.70	H
	5195	-53.71	-13	-40.71	-66.39	-60.61	2.23	9.13	H
	6927	-53.05	-13	-40.05	-68.23	-61.11	2.60	10.66	H
	3463	-60.28	-13	-47.28	-65.48	-65.17	1.81	6.70	V
	5195	-53.89	-13	-40.89	-67.44	-60.79	2.23	9.13	V
	6924	-53.09	-13	-40.09	-68.14	-61.15	2.6	10.66	V
Highest	3504	-59.08	-13	-46.08	-65.87	-63.97	1.81	6.70	H
	5262	-54.66	-13	-41.66	-67.34	-61.56	2.23	9.13	H
	7014	-53.07	-13	-40.07	-68.25	-61.13	2.60	10.66	H
	3504	-60.22	-13	-47.22	-65.42	-65.11	1.81	6.70	V
	5262	-53.27	-13	-40.27	-66.82	-60.17	2.23	9.13	V
	7014	-52.84	-13	-39.84	-67.89	-60.90	2.6	10.66	V

Remark: Spurious emissions within 30-1000MHz were found more than 20dB below limit line.

LTE Band 4 / 3MHz / QPSK / RB Size 1 Offset 0									
Channel	Frequency (MHz)	EIRP (dBm)	Limit (dBm)	Over Limit (dB)	SPA Reading (dBm)	S.G. Power (dBm)	TX Cable loss (dB)	TX Antenna Gain (dBi)	Polarization (H/V)
Lowest	3420	-58.46	-13	-45.46	-65.25	-63.35	1.81	6.70	H
	5130	-53.19	-13	-40.19	-65.87	-60.09	2.23	9.13	H
	6840	-53.78	-13	-40.78	-68.96	-61.84	2.60	10.66	H
	3420	-60.41	-13	-47.41	-65.61	-65.30	1.81	6.70	V
	5130	-54.05	-13	-41.05	-67.6	-60.95	2.23	9.13	V
	6840	-53.15	-13	-40.15	-68.2	-61.21	2.6	10.66	V
Middle	3462	-58.03	-13	-45.03	-64.82	-62.92	1.81	6.70	H
	5196	-54.28	-13	-41.28	-66.96	-61.18	2.23	9.13	H
	6924	-53.70	-13	-40.70	-68.88	-61.76	2.60	10.66	H
	3462	-59.97	-13	-46.97	-65.17	-64.86	1.81	6.70	V
	5193	-53.17	-13	-40.17	-66.72	-60.07	2.23	9.13	V
	6924	-53.56	-13	-40.56	-68.61	-61.62	2.6	10.66	V
Highest	3504	-57.92	-13	-44.92	-64.71	-62.81	1.81	6.70	H
	5256	-53.57	-13	-40.57	-66.25	-60.47	2.23	9.13	H
	7008	-53.40	-13	-40.40	-68.58	-61.46	2.60	10.66	H
	3504	-60.26	-13	-47.26	-65.46	-65.15	1.81	6.70	V
	5256	-53.50	-13	-40.50	-67.05	-60.40	2.23	9.13	V
	7008	-52.84	-13	-39.84	-67.89	-60.90	2.6	10.66	V

Remark: Spurious emissions within 30-1000MHz were found more than 20dB below limit line.

LTE Band 4 / 5MHz / QPSK / RB Size 1 Offset 0									
Channel	Frequency (MHz)	EIRP (dBm)	Limit (dBm)	Over Limit (dB)	SPA Reading (dBm)	S.G. Power (dBm)	TX Cable loss (dB)	TX Antenna Gain (dBi)	Polarization (H/V)
Lowest	3420	-58.32	-13	-45.32	-65.11	-63.21	1.81	6.70	H
	5131	-54.84	-13	-41.84	-67.52	-61.74	2.23	9.13	H
	6841	-53.08	-13	-40.08	-68.26	-61.14	2.60	10.66	H
	3420	-59.81	-13	-46.81	-65.01	-64.70	1.81	6.70	V
	5131	-53.69	-13	-40.69	-67.24	-60.59	2.23	9.13	V
	6840	-52.55	-13	-39.55	-67.6	-60.61	2.6	10.66	V
Middle	3462	-57.87	-13	-44.87	-64.66	-62.76	1.81	6.70	H
	5191	-54.52	-13	-41.52	-67.20	-61.42	2.23	9.13	H
	6921	-53.19	-13	-40.19	-68.37	-61.25	2.60	10.66	H
	3460	-60.19	-13	-47.19	-65.39	-65.08	1.81	6.70	V
	5191	-53.78	-13	-40.78	-67.33	-60.68	2.23	9.13	V
	6924	-52.74	-13	-39.74	-67.79	-60.80	2.6	10.66	V
Highest	3498	-58.34	-13	-45.34	-65.13	-63.23	1.81	6.70	H
	5250	-54.73	-13	-41.73	-67.41	-61.63	2.23	9.13	H
	7002	-53.54	-13	-40.54	-68.72	-61.60	2.60	10.66	H
	3498	-59.85	-13	-46.85	-65.05	-64.74	1.81	6.70	V
	5250	-53.81	-13	-40.81	-67.36	-60.71	2.23	9.13	V
	7002	-53.00	-13	-40.00	-68.05	-61.06	2.6	10.66	V

Remark: Spurious emissions within 30-1000MHz were found more than 20dB below limit line.

LTE Band 4 / 10MHz / QPSK / RB Size 1 Offset 0									
Channel	Frequency (MHz)	EIRP (dBm)	Limit (dBm)	Over Limit (dB)	SPA Reading (dBm)	S.G. Power (dBm)	TX Cable loss (dB)	TX Antenna Gain (dBi)	Polarization (H/V)
Lowest	3420	-57.26	-13	-44.26	-64.05	-62.15	1.81	6.70	H
	5131	-53.92	-13	-40.92	-66.60	-60.82	2.23	9.13	H
	6840	-52.80	-13	-39.80	-67.98	-60.86	2.60	10.66	H
	3421	-59.35	-13	-46.35	-64.55	-64.24	1.81	6.70	V
	5131	-53.49	-13	-40.49	-67.04	-60.39	2.23	9.13	V
	6840	-53.28	-13	-40.28	-68.33	-61.34	2.6	10.66	V
Middle	3456	-58.18	-13	-45.18	-64.97	-63.07	1.81	6.70	H
	5184	-53.92	-13	-40.92	-66.60	-60.82	2.23	9.13	H
	6882	-53.01	-13	-40.01	-68.19	-61.07	2.60	10.66	H
	3456	-60.21	-13	-47.21	-65.41	-65.10	1.81	6.70	V
	5184	-53.83	-13	-40.83	-67.38	-60.73	2.23	9.13	V
	6912	-52.40	-13	-39.40	-67.45	-60.46	2.6	10.66	V
Highest	3492	-58.64	-13	-45.64	-65.43	-63.53	1.81	6.70	H
	5238	-53.54	-13	-40.54	-66.22	-60.44	2.23	9.13	H
	6984	-53.29	-13	-40.29	-68.47	-61.35	2.60	10.66	H
	3492	-59.68	-13	-46.68	-64.88	-64.57	1.81	6.70	V
	5238	-54.20	-13	-41.20	-67.75	-61.10	2.23	9.13	V
	6984	-53.48	-13	-40.48	-68.53	-61.54	2.6	10.66	V

Remark: Spurious emissions within 30-1000MHz were found more than 20dB below limit line.

LTE Band 4 / 15MHz / QPSK / RB Size 1 Offset 0									
Channel	Frequency (MHz)	EIRP (dBm)	Limit (dBm)	Over Limit (dB)	SPA Reading (dBm)	S.G. Power (dBm)	TX Cable loss (dB)	TX Antenna Gain (dBi)	Polarization (H/V)
Lowest	3420	-56.85	-13	-43.85	-63.64	-61.74	1.81	6.70	H
	5132	-54.28	-13	-41.28	-66.96	-61.18	2.23	9.13	H
	6843	-53.03	-13	-40.03	-68.21	-61.09	2.60	10.66	H
	3421	-59.60	-13	-46.60	-64.8	-64.49	1.81	6.70	V
	5132	-53.87	-13	-40.87	-67.42	-60.77	2.23	9.13	V
	6840	-53.11	-13	-40.11	-68.16	-61.17	2.6	10.66	V
Middle	3450	-58.54	-13	-45.54	-65.33	-63.43	1.81	6.70	H
	5177	-53.98	-13	-40.98	-66.66	-60.88	2.23	9.13	H
	6903	-52.62	-13	-39.62	-67.80	-60.68	2.60	10.66	H
	3450	-60.60	-13	-47.60	-65.8	-65.49	1.81	6.70	V
	5177	-53.33	-13	-40.33	-66.88	-60.23	2.23	9.13	V
	6900	-52.70	-13	-39.70	-67.75	-60.76	2.6	10.66	V
Highest	3480	-58.29	-13	-45.29	-65.08	-63.18	1.81	6.70	H
	5220	-54.22	-13	-41.22	-66.90	-61.12	2.23	9.13	H
	6960	-53.40	-13	-40.40	-68.58	-61.46	2.60	10.66	H
	3480	-60.08	-13	-47.08	-65.28	-64.97	1.81	6.70	V
	5220	-54.31	-13	-41.31	-67.86	-61.21	2.23	9.13	V
	6960	-53.29	-13	-40.29	-68.34	-61.35	2.6	10.66	V

Remark: Spurious emissions within 30-1000MHz were found more than 20dB below limit line.

LTE Band 4 / 20MHz / QPSK / RB Size 1 Offset 0									
Channel	Frequency (MHz)	EIRP (dBm)	Limit (dBm)	Over Limit (dB)	SPA Reading (dBm)	S.G. Power (dBm)	TX Cable loss (dB)	TX Antenna Gain (dBi)	Polarization (H/V)
Lowest	3420	-58.25	-13	-45.25	-65.04	-63.14	1.81	6.70	H
	5133	-54.29	-13	-41.29	-66.97	-61.19	2.23	9.13	H
	6844	-51.35	-13	-38.35	-66.53	-59.41	2.60	10.66	H
	3422	-60.32	-13	-47.32	-65.52	-65.21	1.81	6.70	V
	5133	-52.45	-13	-39.45	-66	-59.35	2.23	9.13	V
	6846	-53.57	-13	-40.57	-68.62	-61.63	2.6	10.66	V
Middle	3444	-58.68	-13	-45.68	-65.47	-63.57	1.81	6.70	H
	5170	-53.91	-13	-40.91	-66.59	-60.81	2.23	9.13	H
	6894	-52.90	-13	-39.90	-68.08	-60.96	2.60	10.66	H
	3447	-59.75	-13	-46.75	-64.95	-64.64	1.81	6.70	V
	5172	-53.46	-13	-40.46	-67.01	-60.36	2.23	9.13	V
	6894	-52.65	-13	-39.65	-67.7	-60.71	2.6	10.66	V
Highest	3474	-58.84	-13	-45.84	-65.63	-63.73	1.81	6.70	H
	5208	-55.26	-13	-42.26	-67.94	-62.16	2.23	9.13	H
	6942	-53.80	-13	-40.80	-68.98	-61.86	2.60	10.66	H
	3474	-60.51	-13	-47.51	-65.71	-65.40	1.81	6.70	V
	5208	-54.48	-13	-41.48	-68.03	-61.38	2.23	9.13	V
	6942	-52.69	-13	-39.69	-67.74	-60.75	2.6	10.66	V

Remark: Spurious emissions within 30-1000MHz were found more than 20dB below limit line.

LTE Band 5 / 1.4MHz / QPSK / RB Size 1 Offset 0									
Channel	Frequency (MHz)	ERP (dBm)	Limit (dBm)	Over Limit (dB)	SPA Reading (dBm)	S.G. Power (dBm)	TX Cable loss (dB)	TX Antenna Gain (dBi)	Polarization (H/V)
Lowest	1648	-58.64	-13	-45.64	-57.27	-60.50	1.19	5.20	H
	2472	-61.59	-13	-48.59	-64.58	-63.81	1.53	5.90	H
	3296.64	-61.08	-13	-48.08	-65.03	-63.87	1.76	6.70	H
	1648	-64.26	-13	-51.26	-62.22	-66.12	1.19	5.20	V
	2472	-62.41	-13	-49.41	-64.39	-64.63	1.53	5.90	V
	3296	-60.64	-13	-47.64	-63.96	-63.43	1.76	6.70	V
Middle	1672	-59.68	-13	-46.68	-58.31	-61.54	1.19	5.20	H
	2504	-60.25	-13	-47.25	-63.24	-62.47	1.53	5.90	H
	3344	-58.88	-13	-45.88	-62.83	-61.67	1.76	6.70	H
	1672	-64.09	-13	-51.09	-62.05	-65.95	1.19	5.20	V
	2504	-61.50	-13	-48.50	-63.48	-63.72	1.53	5.90	V
	3344	-60.65	-13	-47.65	-63.97	-63.44	1.76	6.70	V
Highest	1696	-51.67	-13	-38.67	-51.81	-53.53	1.19	5.20	H
	2543.28	-59.51	-13	-46.51	-62.50	-61.73	1.53	5.90	H
	3392	-53.27	-13	-40.27	-57.22	-56.06	1.76	6.70	H
	1695.52	-62.86	-13	-49.86	-60.82	-64.72	1.19	5.20	V
	2543.28	-59.17	-13	-46.17	-61.15	-61.39	1.53	5.90	V
	3392	-56.07	-13	-43.07	-59.39	-58.86	1.76	6.70	V

Remark: Spurious emissions within 30-1000MHz were found more than 20dB below limit line.

LTE Band 5 / 3MHz / QPSK / RB Size 1 Offset 0									
Channel	Frequency (MHz)	ERP (dBm)	Limit (dBm)	Over Limit (dB)	SPA Reading (dBm)	S.G. Power (dBm)	TX Cable loss (dB)	TX Antenna Gain (dBi)	Polarization (H/V)
Lowest	1648	-57.46	-13	-45.13	-56.09	-55.98	1.19	5.20	H
	2472	-61.52	-13	-49.53	-64.51	-60.38	1.53	5.90	H
	3296.96	-59.61	-13	-47.24	-63.56	-58.09	1.76	6.70	H
	1648	-64.75	-13	-51.08	-62.71	-65.94	1.19	5.20	V
	2472.7	-63.52	-13	-49.51	-65.5	-64.73	1.53	5.90	V
	3296	-58.94	-13	-45.31	-62.26	-61.10	1.76	6.70	V
Middle	1672	-60.60	-13	-47.60	-59.23	-62.46	1.19	5.20	H
	2505	-61.54	-13	-48.54	-64.53	-63.76	1.53	5.90	H
	3340	-61.58	-13	-48.58	-65.53	-64.37	1.76	6.70	H
	1672	-63.98	-13	-50.98	-61.94	-65.84	1.19	5.20	V
	2505	-62.74	-13	-49.74	-64.72	-64.96	1.53	5.90	V
	3344	-58.99	-13	-45.99	-62.31	-61.78	1.76	6.70	V
Highest	1696	-53.11	-13	-40.11	-52.84	-54.97	1.19	5.20	H
	2538.72	-58.82	-13	-45.82	-61.81	-61.04	1.53	5.90	H
	3384	-54.84	-13	-41.84	-58.79	-57.63	1.76	6.70	H
	1696	-62.15	-13	-49.15	-60.11	-64.01	1.19	5.20	V
	2536	-60.75	-13	-47.75	-62.73	-62.97	1.53	5.90	V
	3384	-54.54	-13	-41.54	-57.86	-57.33	1.76	6.70	V

Remark: Spurious emissions within 30-1000MHz were found more than 20dB below limit line.

LTE Band 5 / 5MHz / QPSK / RB Size 1 Offset 0									
Channel	Frequency (MHz)	ERP (dBm)	Limit (dBm)	Over Limit (dB)	SPA Reading (dBm)	S.G. Power (dBm)	TX Cable loss (dB)	TX Antenna Gain (dBi)	Polarization (H/V)
Lowest	1648	-57.18	-13	-44.18	-55.81	-59.04	1.19	5.20	H
	2473	-61.30	-13	-48.30	-64.29	-63.52	1.53	5.90	H
	3296	-55.55	-13	-42.55	-59.50	-58.34	1.76	6.70	H
	1648	-62.11	-13	-49.11	-60.07	-63.97	1.19	5.20	V
	2472	-63.07	-13	-50.07	-65.05	-65.29	1.53	5.90	V
	3296	-61.39	-13	-48.39	-64.71	-64.18	1.76	6.70	V
Middle	1672	-58.41	-13	-45.41	-57.04	-60.27	1.19	5.20	H
	2504	-58.97	-13	-45.97	-61.96	-61.19	1.53	5.90	H
	3336	-56.38	-13	-43.38	-60.33	-59.17	1.76	6.70	H
	1668	-64.88	-13	-51.88	-62.84	-66.74	1.19	5.20	V
	2503	-62.15	-13	-49.15	-64.13	-64.37	1.53	5.90	V
	3336	-54.63	-13	-41.63	-57.95	-57.42	1.76	6.70	V
Highest	1688	-57.95	-13	-44.95	-56.58	-59.81	1.19	5.20	H
	2536	-58.83	-13	-45.83	-61.82	-61.05	1.53	5.90	H
	3376	-53.73	-13	-40.73	-57.68	-56.52	1.76	6.70	H
	1688.68	-64.81	-13	-51.81	-62.77	-66.67	1.19	5.20	V
	2536	-61.75	-13	-48.75	-63.73	-63.97	1.53	5.90	V
	3377.36	-60.33	-13	-47.33	-63.65	-63.12	1.76	6.70	V

Remark: Spurious emissions within 30-1000MHz were found more than 20dB below limit line.

LTE Band 5 / 10MHz / QPSK / RB Size 1 Offset 0									
Channel	Frequency (MHz)	ERP (dBm)	Limit (dBm)	Over Limit (dB)	SPA Reading (dBm)	S.G. Power (dBm)	TX Cable loss (dB)	TX Antenna Gain (dBi)	Polarization (H/V)
Lowest	1648	-57.98	-13	-44.98	-56.61	-59.84	1.19	5.20	H
	2473.7	-61.26	-13	-48.26	-64.25	-63.48	1.53	5.90	H
	3296	-54.15	-13	-41.15	-58.10	-56.94	1.76	6.70	H
	1649.18	-64.51	-13	-51.51	-62.47	-66.37	1.19	5.20	V
	2473.77	-62.29	-13	-49.29	-64.27	-64.51	1.53	5.90	V
	3296	-61.66	-13	-48.66	-64.98	-64.45	1.76	6.70	V
Middle	1664	-58.54	-13	-45.54	-57.17	-60.40	1.19	5.20	H
	2496	-60.77	-13	-47.77	-63.76	-62.99	1.53	5.90	H
	3328	-58.33	-13	-45.33	-62.28	-61.12	1.76	6.70	H
	1664	-63.49	-13	-50.49	-61.45	-65.35	1.19	5.20	V
	2496	-62.47	-13	-49.47	-64.45	-64.69	1.53	5.90	V
	3328	-56.79	-13	-43.79	-60.11	-59.58	1.76	6.70	V
Highest	1680	-60.84	-13	-47.84	-59.47	-62.70	1.19	5.20	H
	2518.77	-61.11	-13	-48.11	-64.10	-63.33	1.53	5.90	H
	3360	-53.50	-13	-40.50	-57.45	-56.29	1.76	6.70	H
	1680	-63.38	-13	-50.38	-61.34	-65.24	1.19	5.20	V
	2518.77	-61.65	-13	-48.65	-63.63	-63.87	1.53	5.90	V
	3358.36	-57.98	-13	-44.98	-61.3	-60.77	1.76	6.70	V

Remark: Spurious emissions within 30-1000MHz were found more than 20dB below limit line.

LTE Band 7 / 5MHz / QPSK / RB Size 1 Offset 0									
Channel	Frequency (MHz)	EIRP (dBm)	Limit (dBm)	Over Limit (dB)	SPA Reading (dBm)	S.G. Power (dBm)	TX Cable loss (dB)	TX Antenna Gain (dBi)	Polarization (H/V)
Lowest	5000	-40.62	-25	-15.62	-28.82	-47.18	2.41	8.97	H
	7500	-57.75	-25	-32.75	-51.66	-66.75	2.86	11.86	H
	9999	-56.59	-25	-31.59	-51.98	-65.49	3.21	12.11	H
	5000	-50.31	-25	-25.31	-37.81	-56.87	2.41	8.97	V
	7500	-60.16	-25	-35.16	-52.87	-69.16	2.86	11.86	V
	10008	-54.52	-25	-29.52	-50.04	-63.42	3.21	12.11	V
Middle	5064	-51.48	-25	-26.48	-37.29	-58.04	2.41	8.97	H
	7600	-58.88	-25	-33.88	-52.79	-67.88	2.86	11.86	H
	10134	-56.61	-25	-31.61	-52.00	-65.51	3.21	12.11	H
	5068	-46.13	-25	-21.13	-34.69	-52.69	2.41	8.97	V
	7600	-59.49	-25	-34.49	-52.2	-68.49	2.86	11.86	V
	10134	-56.40	-25	-31.40	-51.92	-65.30	3.21	12.11	V
Highest	5132	-39.99	-25	-14.99	-28.34	-46.55	2.41	8.97	H
	7696	-58.29	-25	-33.29	-52.20	-67.29	2.86	11.86	H
	10260	-58.50	-25	-33.50	-53.89	-67.40	3.21	12.11	H
	5132	-41.36	-25	-16.36	-30.56	-47.92	2.41	8.97	V
	7696	-59.19	-25	-34.19	-51.9	-68.19	2.86	11.86	V
	10260	-56.53	-25	-31.53	-52.05	-65.43	3.21	12.11	V

Remark: Spurious emissions within 30-1000MHz were found more than 20dB below limit line.

LTE Band 7 / 10MHz / QPSK / RB Size 1 Offset 0									
Channel	Frequency (MHz)	EIRP (dBm)	Limit (dBm)	Over Limit (dB)	SPA Reading (dBm)	S.G. Power (dBm)	TX Cable loss (dB)	TX Antenna Gain (dBi)	Polarization (H/V)
Lowest	5000	-48.14	-25	-23.14	-34.80	-54.70	2.41	8.97	H
	7500	-58.15	-25	-33.15	-52.06	-67.15	2.86	11.86	H
	10008	-56.64	-25	-31.64	-52.03	-65.54	3.21	12.11	H
	5000	-49.98	-25	-24.98	-37.65	-56.54	2.41	8.97	V
	7500	-59.53	-25	-34.53	-52.24	-68.53	2.86	11.86	V
	10008	-55.82	-25	-30.82	-51.34	-64.72	3.21	12.11	V
Middle	5060	-50.17	-25	-25.17	-36.26	-56.73	2.41	8.97	H
	7592	-58.15	-25	-33.15	-52.06	-67.15	2.86	11.86	H
	10125	-56.55	-25	-31.55	-51.94	-65.45	3.21	12.11	H
	5060	-52.24	-25	-27.24	-38.84	-58.80	2.41	8.97	V
	7592	-58.87	-25	-33.87	-51.58	-67.87	2.86	11.86	V
	10125	-56.88	-25	-31.88	-52.4	-65.78	3.21	12.11	V
Highest	5120	-41.30	-25	-16.30	-29.41	-47.86	2.41	8.97	H
	7680	-58.64	-25	-33.64	-52.55	-67.64	2.86	11.86	H
	10242	-57.34	-25	-32.34	-52.73	-66.24	3.21	12.11	H
	5120	-46.85	-25	-21.85	-35.17	-53.41	2.41	8.97	V
	7680	-59.70	-25	-34.70	-52.41	-68.70	2.86	11.86	V
	10242	-57.60	-25	-32.60	-53.12	-66.50	3.21	12.11	V

Remark: Spurious emissions within 30-1000MHz were found more than 20dB below limit line.

LTE Band 7 / 15MHz / QPSK / RB Size 1 Offset 0									
Channel	Frequency (MHz)	EIRP (dBm)	Limit (dBm)	Over Limit (dB)	SPA Reading (dBm)	S.G. Power (dBm)	TX Cable loss (dB)	TX Antenna Gain (dBi)	Polarization (H/V)
Lowest	5000	-42.50	-25	-17.50	-30.52	-49.06	2.41	8.97	H
	7504	-58.87	-25	-33.87	-52.78	-67.87	2.86	11.86	H
	10008	-55.90	-25	-30.90	-51.29	-64.80	3.21	12.11	H
	5000	-49.09	-25	-24.09	-36.81	-55.65	2.41	8.97	V
	7504	-60.52	-25	-35.52	-53.23	-69.52	2.86	11.86	V
	10008	-51.13	-25	-26.13	-46.65	-60.03	3.21	12.11	V
Middle	5056	-50.94	-25	-25.94	-36.87	-57.50	2.41	8.97	H
	7584	-59.02	-25	-34.02	-52.93	-68.02	2.86	11.86	H
	10116	-57.38	-25	-32.38	-52.77	-66.28	3.21	12.11	H
	5056	-53.64	-25	-28.64	-39.91	-60.20	2.41	8.97	V
	7584	-59.67	-25	-34.67	-52.38	-68.67	2.86	11.86	V
	10116	-55.86	-25	-30.86	-51.38	-64.76	3.21	12.11	V
Highest	5112	-41.38	-25	-16.38	-29.50	-47.94	2.41	8.97	H
	7668	-58.87	-25	-33.87	-52.78	-67.87	2.86	11.86	H
	10224	-56.95	-25	-31.95	-52.34	-65.85	3.21	12.11	H
	5112	-45.00	-25	-20.00	-33.74	-51.56	2.41	8.97	V
	7668	-60.60	-25	-35.60	-53.31	-69.60	2.86	11.86	V
	10224	-56.29	-25	-31.29	-51.81	-65.19	3.21	12.11	V

Remark: Spurious emissions within 30-1000MHz were found more than 20dB below limit line.

LTE Band 7 / 20MHz / QPSK / RB Size 1 Offset 0									
Channel	Frequency (MHz)	EIRP (dBm)	Limit (dBm)	Over Limit (dB)	SPA Reading (dBm)	S.G. Power (dBm)	TX Cable loss (dB)	TX Antenna Gain (dBi)	Polarization (H/V)
Lowest	5004	-47.13	-25	-22.13	-34.14	-53.69	2.41	8.97	H
	7504	-59.30	-25	-34.30	-53.21	-68.30	2.86	11.86	H
	10008	-57.49	-25	-32.49	-52.88	-66.39	3.21	12.11	H
	5004	-53.85	-25	-28.85	-40.04	-60.41	2.41	8.97	V
	7504	-59.99	-25	-34.99	-52.7	-68.99	2.86	11.86	V
	10008	-55.54	-25	-30.54	-51.06	-64.44	3.21	12.11	V
Middle	5052	-52.21	-25	-27.21	-37.83	-58.77	2.41	8.97	H
	7576	-58.52	-25	-33.52	-52.43	-67.52	2.86	11.86	H
	10107	-56.61	-25	-31.61	-52.00	-65.51	3.21	12.11	H
	5052	-59.62	-25	-34.62	-42.86	-66.18	2.41	8.97	V
	7576	-59.38	-25	-34.38	-52.09	-68.38	2.86	11.86	V
	10107	-57.72	-25	-32.72	-53.24	-66.62	3.21	12.11	V
Highest	5104	-39.36	-25	-14.36	-27.65	-45.92	2.41	8.97	H
	7652	-59.72	-25	-34.72	-53.63	-68.72	2.86	11.86	H
	10206	-57.34	-25	-32.34	-52.73	-66.24	3.21	12.11	H
	5104	-48.35	-25	-23.35	-36.21	-54.91	2.41	8.97	V
	7652	-59.07	-25	-34.07	-51.78	-68.07	2.86	11.86	V
	10206	-58.21	-25	-33.21	-53.73	-67.11	3.21	12.11	V

Remark: Spurious emissions within 30-1000MHz were found more than 20dB below limit line.

LTE Band 12 / 1.4MHz / QPSK / RB Size 1 Offset 0									
Channel	Frequency (MHz)	ERP (dBm)	Limit (dBm)	Over Limit (dB)	SPA Reading (dBm)	S.G. Power (dBm)	TX Cable loss (dB)	TX Antenna Gain (dBi)	Polarization (H/V)
Lowest	1398	-55.76	-13	-42.76	-53.47	-56.66	1.14	4.19	H
	2096	-63.61	-13	-50.61	-63.07	-65.07	1.4	5.01	H
	2798	-60.25	-13	-47.25	-60.89	-62.78	1.63	6.31	H
	3495	-60.94	-13	-47.94	-62.89	-63.69	1.83	6.73	H
	4195	-53.68	-13	-40.68	-62.75	-57.01	2.04	7.52	H
	4895	-55.69	-13	-42.69	-61.92	-60.27	2.17	8.90	H
	1398	-58.06	-13	-45.06	-54.13	-58.96	1.14	4.19	V
	2096	-65.23	-13	-52.23	-63.35	-66.69	1.4	5.01	V
	2796	-61.43	-13	-48.43	-63.55	-63.96	1.63	6.31	V
	3495	-60.11	-13	-47.11	-61.9	-62.86	1.83	6.73	V
	4195	-54.91	-13	-41.91	-63.46	-58.24	2.04	7.52	V
	4895	-56.38	-13	-43.38	-64.93	-60.96	2.17	8.9	V
Middle	1414	-60.73	-13	-47.73	-56.57	-61.63	1.14	4.19	H
	2120	-63.06	-13	-50.06	-62.52	-64.52	1.4	5.01	H
	2828	-61.16	-13	-48.16	-61.80	-63.69	1.63	6.31	H
	3535	-59.00	-13	-46.00	-60.95	-61.75	1.83	6.73	H
	4240	-48.37	-13	-35.37	-57.44	-51.70	2.04	7.52	H
	4950	-55.55	-13	-42.55	-61.78	-60.13	2.17	8.90	H
	1414	-63.53	-13	-50.53	-58.4	-64.43	1.14	4.19	V
	2120	-63.86	-13	-50.86	-61.98	-65.32	1.4	5.01	V
	2828	-60.24	-13	-47.24	-62.36	-62.77	1.63	6.31	V
	3535	-61.69	-13	-48.69	-63.48	-64.44	1.83	6.73	V
	4245	-51.78	-13	-38.78	-60.33	-55.11	2.04	7.52	V
	4950	-56.74	-13	-43.74	-65.29	-61.32	2.17	8.9	V
Highest	1430	-52.13	-13	-39.13	-51.31	-53.03	1.14	4.19	H
	2144	-63.22	-13	-50.22	-62.68	-64.68	1.4	5.01	H
	2860	-59.51	-13	-46.51	-60.15	-62.04	1.63	6.31	H
	3575	-52.13	-13	-39.13	-56.60	-54.88	1.83	6.73	H
	4290	-47.30	-13	-34.30	-56.37	-50.63	2.04	7.52	H
	5005	-52.50	-13	-39.50	-59.01	-57.08	2.17	8.90	H
	1430	-60.53	-13	-47.53	-55.4	-61.43	1.14	4.19	V
	2144	-65.56	-13	-52.56	-63.68	-67.02	1.4	5.01	V
	2860	-60.42	-13	-47.42	-62.54	-62.95	1.63	6.31	V
	3575	-58.64	-13	-45.64	-60.43	-61.39	1.83	6.73	V
	4290	-51.31	-13	-38.31	-59.86	-54.64	2.04	7.52	V
	5005	-55.88	-13	-42.88	-64.43	-60.46	2.17	8.90	V

Remark: Spurious emissions within 30-1000MHz were found more than 20dB below limit line.

LTE Band 12 / 3MHz / QPSK / RB Size 1 Offset 0									
Channel	Frequency (MHz)	ERP (dBm)	Limit (dBm)	Over Limit (dB)	SPA Reading (dBm)	S.G. Power (dBm)	TX Cable loss (dB)	TX Antenna Gain (dBi)	Polarization (H/V)
Lowest	1398	-55.41	-13	-42.41	-53.14	-56.31	1.14	4.19	H
	2096	-62.90	-13	-49.90	-62.36	-64.36	1.4	5.01	H
	2796	-61.74	-13	-48.74	-62.38	-64.27	1.63	6.31	H
	3495	-60.90	-13	-47.90	-62.85	-63.65	1.83	6.73	H
	4195	-53.56	-13	-40.56	-62.63	-56.89	2.04	7.52	H
	4895	-54.13	-13	-41.13	-60.36	-58.71	2.17	8.90	H
	1398	-60.16	-13	-47.16	-55.03	-61.06	1.14	4.19	V
	2096	-65.14	-13	-52.14	-63.26	-66.60	1.4	5.01	V
	2796	-61.08	-13	-48.08	-63.2	-63.61	1.63	6.31	V
	3495	-59.71	-13	-46.71	-61.5	-62.46	1.83	6.73	V
	4195	-53.93	-13	-40.93	-62.48	-57.26	2.04	7.52	V
	4895	-56.78	-13	-43.78	-65.33	-61.36	2.17	8.9	V
Middle	1412	-60.10	-13	-47.10	-55.94	-61.00	1.14	4.19	H
	2118	-63.00	-13	-50.00	-62.46	-64.46	1.4	5.01	H
	2826	-59.50	-13	-46.50	-60.14	-62.03	1.63	6.31	H
	3534	-58.41	-13	-45.41	-60.36	-61.16	1.83	6.73	H
	4236	-49.45	-13	-36.45	-58.52	-52.78	2.04	7.52	H
	4944	-53.04	-13	-40.04	-59.27	-57.62	2.17	8.90	H
	1412	-62.47	-13	-49.47	-57.34	-63.37	1.14	4.19	V
	2118	-64.84	-13	-51.84	-62.96	-66.30	1.4	5.01	V
	2824	-60.95	-13	-47.95	-63.07	-63.48	1.63	6.31	V
	3530	-60.32	-13	-47.32	-62.11	-63.07	1.83	6.73	V
	4240	-52.52	-13	-39.52	-61.07	-55.85	2.04	7.52	V
	4945	-55.59	-13	-42.59	-64.14	-60.17	2.17	8.9	V
Highest	1426	-52.68	-13	-39.68	-51.83	-53.58	1.14	4.19	H
	2140	-63.65	-13	-50.65	-63.11	-65.11	1.4	5.01	H
	2854	-60.32	-13	-47.32	-60.96	-62.85	1.63	6.31	H
	3565	-56.36	-13	-43.36	-58.48	-59.11	1.83	6.73	H
	4280	-51.85	-13	-38.85	-60.92	-55.18	2.04	7.52	H
	4995	-53.46	-13	-40.46	-59.69	-58.04	2.17	8.90	H
	1426	-59.40	-13	-46.40	-54.75	-60.30	1.14	4.19	V
	2140	-64.47	-13	-51.47	-62.59	-65.93	1.4	5.01	V
	2852	-61.63	-13	-48.63	-63.75	-64.16	1.63	6.31	V
	3565	-61.28	-13	-48.28	-63.07	-64.03	1.83	6.73	V
	4280	-54.44	-13	-41.44	-62.99	-57.77	2.04	7.52	V
	4990	-58.06	-13	-45.06	-66.61	-62.64	2.17	8.9	V

Remark: Spurious emissions within 30-1000MHz were found more than 20dB below limit line.

LTE Band 12 / 5MHz / QPSK / RB Size 1 Offset 0									
Channel	Frequency (MHz)	ERP (dBm)	Limit (dBm)	Over Limit (dB)	SPA Reading (dBm)	S.G. Power (dBm)	TX Cable loss (dB)	TX Antenna Gain (dBi)	Polarization (H/V)
Lowest	1400	-55.85	-13	-42.85	-53.55	-56.75	1.14	4.19	H
	2098	-63.10	-13	-50.10	-62.56	-64.56	1.4	5.01	H
	2796	-63.19	-13	-50.19	-63.83	-65.72	1.63	6.31	H
	3495	-60.63	-13	-47.63	-62.58	-63.38	1.83	6.73	H
	4195	-52.05	-13	-39.05	-61.12	-55.38	2.04	7.52	H
	4895	-55.24	-13	-42.24	-61.47	-59.82	2.17	8.90	H
	1400	-60.26	-13	-47.26	-55.13	-61.16	1.14	4.19	V
	2098	-65.04	-13	-52.04	-63.16	-66.50	1.4	5.01	V
	2796	-60.83	-13	-47.83	-62.95	-63.36	1.63	6.31	V
	3495	-60.96	-13	-47.96	-62.75	-63.71	1.83	6.73	V
	4195	-53.29	-13	-40.29	-61.84	-56.62	2.04	7.52	V
	4895	-56.33	-13	-43.33	-64.88	-60.91	2.17	8.9	V
Middle	1410	-59.61	-13	-46.61	-55.67	-60.51	1.14	4.19	H
	2116	-62.98	-13	-49.98	-62.44	-64.44	1.4	5.01	H
	2820	-62.02	-13	-49.02	-62.66	-64.55	1.63	6.31	H
	3525	-58.41	-13	-45.41	-60.36	-61.16	1.83	6.73	H
	4230	-47.87	-13	-34.87	-56.94	-51.20	2.04	7.52	H
	4935	-54.60	-13	-41.60	-60.83	-59.18	2.17	8.90	H
	1412	-62.80	-13	-49.80	-57.67	-63.70	1.14	4.19	V
	2116	-64.48	-13	-51.48	-62.6	-65.94	1.4	5.01	V
	2820	-59.68	-13	-46.68	-61.8	-62.21	1.63	6.31	V
	3525	-59.24	-13	-46.24	-61.03	-61.99	1.83	6.73	V
	4230	-53.30	-13	-40.30	-61.85	-56.63	2.04	7.52	V
	4935	-55.52	-13	-42.52	-64.07	-60.10	2.17	8.90	V
Highest	1424	-54.02	-13	-41.02	-52.41	-54.92	1.14	4.19	H
	2134	-62.89	-13	-49.89	-62.35	-64.35	1.4	5.01	H
	2846	-59.54	-13	-46.54	-60.18	-62.07	1.63	6.31	H
	3555	-59.06	-13	-46.06	-61.01	-61.81	1.83	6.73	H
	4270	-48.60	-13	-35.60	-57.67	-51.93	2.04	7.52	H
	4980	-56.77	-13	-43.77	-63.00	-61.35	2.17	8.90	H
	1424	-60.11	-13	-47.11	-54.98	-61.01	1.14	4.19	V
	2134	-64.33	-13	-51.33	-62.45	-65.79	1.4	5.01	V
	2844	-61.61	-13	-48.61	-63.73	-64.14	1.63	6.31	V
	3555	-58.34	-13	-45.34	-60.13	-61.09	1.83	6.73	V
	4270	-53.06	-13	-40.06	-61.61	-56.39	2.04	7.52	V
	4980	-58.17	-13	-45.17	-66.72	-62.75	2.17	8.9	V

Remark: Spurious emissions within 30-1000MHz were found more than 20dB below limit line.

LTE Band 12 / 10MHz / QPSK / RB Size 1 Offset 0									
Channel	Frequency (MHz)	ERP (dBm)	Limit (dBm)	Over Limit (dB)	SPA Reading (dBm)	S.G. Power (dBm)	TX Cable loss (dB)	TX Antenna Gain (dBi)	Polarization (H/V)
Lowest	1400	-55.58	-13	-42.58	-53.30	-56.48	1.14	4.19	H
	2098	-63.87	-13	-50.87	-63.33	-65.33	1.4	5.01	H
	2798	-60.75	-13	-47.75	-61.39	-63.28	1.63	6.31	H
	3500	-60.28	-13	-47.28	-62.23	-63.03	1.83	6.73	H
	4200	-53.21	-13	-40.21	-62.28	-56.54	2.04	7.52	H
	4895	-53.92	-13	-40.92	-60.15	-58.50	2.17	8.90	H
	1400	-58.60	-13	-45.60	-54.44	-59.50	1.14	4.19	V
	2098	-64.91	-13	-51.91	-63.03	-66.37	1.4	5.01	V
	2798	-61.85	-13	-48.85	-63.97	-64.38	1.63	6.31	V
	3500	-60.06	-13	-47.06	-61.85	-62.81	1.83	6.73	V
	4200	-54.59	-13	-41.59	-63.14	-57.92	2.04	7.52	V
	4900	-55.74	-13	-42.74	-64.29	-60.32	2.17	8.9	V
Middle	1406	-55.29	-13	-42.29	-53.03	-56.19	1.14	4.19	H
	2108	-63.14	-13	-50.14	-62.60	-64.60	1.4	5.01	H
	2812	-60.25	-13	-47.25	-60.89	-62.78	1.63	6.31	H
	3515	-56.70	-13	-43.70	-58.73	-59.45	1.83	6.73	H
	4220	-48.45	-13	-35.45	-57.52	-51.78	2.04	7.52	H
	4920	-52.18	-13	-39.18	-58.87	-56.76	2.17	8.90	H
	1406	-60.81	-13	-47.81	-55.68	-61.71	1.14	4.19	V
	2108	-63.56	-13	-50.56	-61.68	-65.02	1.4	5.01	V
	2812	-60.07	-13	-47.07	-62.19	-62.60	1.63	6.31	V
	3515	-59.27	-13	-46.27	-61.06	-62.02	1.83	6.73	V
	4220	-54.59	-13	-41.59	-63.14	-57.92	2.04	7.52	V
	4920	-53.73	-13	-40.73	-62.28	-58.31	2.17	8.90	V
Highest	1414	-59.54	-13	-46.54	-55.64	-60.44	1.14	4.19	H
	2120	-63.42	-13	-50.42	-62.88	-64.88	1.4	5.01	H
	2826	-58.11	-13	-45.11	-58.75	-60.64	1.63	6.31	H
	3535	-58.80	-13	-45.80	-60.75	-61.55	1.83	6.73	H
	4240	-49.16	-13	-36.16	-58.23	-52.49	2.04	7.52	H
	4945	-54.97	-13	-41.97	-61.20	-59.55	2.17	8.90	H
	1414	-63.90	-13	-50.90	-58.77	-64.80	1.14	4.19	V
	2120	-64.60	-13	-51.60	-62.72	-66.06	1.4	5.01	V
	2826	-62.16	-13	-49.16	-64.28	-64.69	1.63	6.31	V
	3530	-63.57	-13	-50.57	-65.36	-66.32	1.83	6.73	V
	4240	-53.63	-13	-40.63	-62.18	-56.96	2.04	7.52	V
	4945	-56.91	-13	-43.91	-65.46	-61.49	2.17	8.9	V

Remark: Spurious emissions within 30-1000MHz were found more than 20dB below limit line.

LTE Band 17 / 5MHz / QPSK / RB Size 1 Offset 0									
Channel	Frequency (MHz)	ERP (dBm)	Limit (dBm)	Over Limit (dB)	SPA Reading (dBm)	S.G. Power (dBm)	TX Cable loss (dB)	TX Antenna Gain (dBi)	Polarization (H/V)
Lowest	1408	-55.43	-13	-42.43	-53.16	-56.33	1.14	4.19	H
	2113.02	-64.09	-13	-51.09	-63.55	-65.55	1.4	5.01	H
	2817.36	-62.00	-13	-49.00	-62.64	-64.53	1.63	6.31	H
	3520	-52.55	-13	-39.55	-56.86	-55.30	1.83	6.73	H
	4224	-47.59	-13	-34.59	-56.66	-50.92	2.04	7.52	H
	4928	-52.11	-13	-39.11	-58.84	-56.69	2.17	8.90	H
	1408	-62.59	-13	-49.59	-57.46	-63.49	1.14	4.19	V
	2113.02	-65.51	-13	-52.51	-63.63	-66.97	1.4	5.01	V
	2816	-59.76	-13	-46.76	-61.88	-62.29	1.63	6.31	V
	3520	-50.80	-13	-37.80	-56.62	-53.55	1.83	6.73	V
	4224	-52.85	-13	-39.85	-61.4	-56.18	2.04	7.52	V
	4928	-55.46	-13	-42.46	-64.01	-60.04	2.17	8.90	V
Middle	1416	-60.52	-13	-47.52	-56.36	-61.42	1.14	4.19	H
	2123.52	-64.54	-13	-51.54	-64.00	-66.00	1.4	5.01	H
	2831.36	-63.07	-13	-50.07	-63.71	-65.60	1.63	6.31	H
	3536	-57.91	-13	-44.91	-59.86	-60.66	1.83	6.73	H
	4248	-50.12	-13	-37.12	-59.19	-53.45	2.04	7.52	H
	4952	-58.36	-13	-45.36	-64.59	-62.94	2.17	8.90	H
	1415.68	-65.90	-13	-52.90	-60.77	-66.80	1.14	4.19	V
	2123.52	-65.69	-13	-52.69	-63.81	-67.15	1.4	5.01	V
	2831.36	-62.72	-13	-49.72	-64.84	-65.25	1.63	6.31	V
	3536	-58.70	-13	-45.70	-60.49	-61.45	1.83	6.73	V
	4248	-54.51	-13	-41.51	-63.06	-57.84	2.04	7.52	V
	4952	-57.49	-13	-44.49	-66.04	-62.07	2.17	8.90	V
Highest	1424	-51.86	-13	-38.86	-51.11	-52.76	1.14	4.19	H
	2134.02	-64.16	-13	-51.16	-63.62	-65.62	1.4	5.01	H
	2845.36	-62.10	-13	-49.10	-62.74	-64.63	1.63	6.31	H
	3560	-57.81	-13	-44.81	-59.76	-60.56	1.83	6.73	H
	4264	-51.71	-13	-38.71	-60.78	-55.04	2.04	7.52	H
	4976	-56.24	-13	-43.24	-62.47	-60.82	2.17	8.90	H
	1424	-60.82	-13	-47.82	-55.69	-61.72	1.14	4.19	V
	2136	-65.87	-13	-52.87	-63.99	-67.33	1.4	5.01	V
	2845.36	-61.17	-13	-48.17	-63.29	-63.70	1.63	6.31	V
	3560	-59.07	-13	-46.07	-60.86	-61.82	1.83	6.73	V
	4272	-56.15	-13	-43.15	-64.7	-59.48	2.04	7.52	V
	4979.38	-56.72	-13	-43.72	-65.27	-61.30	2.17	8.90	V

Remark: Spurious emissions within 30-1000MHz were found more than 20dB below limit line.

LTE Band 17 / 10MHz / QPSK / RB Size 1 Offset 0									
Channel	Frequency (MHz)	ERP (dBm)	Limit (dBm)	Over Limit (dB)	SPA Reading (dBm)	S.G. Power (dBm)	TX Cable loss (dB)	TX Antenna Gain (dBi)	Polarization (H/V)
Lowest	1408	-55.88	-13	-42.88	-53.58	-56.78	1.14	4.19	H
	2113.77	-64.16	-13	-51.16	-63.62	-65.62	1.4	5.01	H
	2816	-60.27	-13	-47.27	-60.91	-62.80	1.63	6.31	H
	3520	-53.07	-13	-40.07	-57.15	-55.82	1.83	6.73	H
	4224	-49.28	-13	-36.28	-58.35	-52.61	2.04	7.52	H
	4936	-50.40	-13	-37.40	-57.90	-54.98	2.17	8.90	H
	1408	-61.07	-13	-48.07	-55.94	-61.97	1.14	4.19	V
	2112	-65.24	-13	-52.24	-63.36	-66.70	1.4	5.01	V
	2816	-60.55	-13	-47.55	-62.67	-63.08	1.63	6.31	V
	3520	-51.55	-13	-38.55	-56.96	-54.30	1.83	6.73	V
	4224	-53.03	-13	-40.03	-61.58	-56.36	2.04	7.52	V
	4932.13	-56.60	-13	-43.60	-65.15	-61.18	2.17	8.90	V
Middle	1408	-56.13	-13	-43.13	-53.79	-57.03	1.14	4.19	H
	2120	-63.95	-13	-50.95	-63.41	-65.41	1.4	5.01	H
	2824	-61.03	-13	-48.03	-61.67	-63.56	1.63	6.31	H
	3528	-57.12	-13	-44.12	-59.07	-59.87	1.83	6.73	H
	4232	-45.76	-13	-32.76	-54.83	-49.09	2.04	7.52	H
	4936	-55.00	-13	-42.00	-61.23	-59.58	2.17	8.90	H
	1408	-63.78	-13	-50.78	-58.65	-64.68	1.14	4.19	V
	2120	-65.48	-13	-52.48	-63.6	-66.94	1.4	5.01	V
	2824	-60.13	-13	-47.13	-62.25	-62.66	1.63	6.31	V
	3528	-52.69	-13	-39.69	-57.67	-55.44	1.83	6.73	V
	4232	-51.11	-13	-38.11	-59.66	-54.44	2.04	7.52	V
	4936	-54.84	-13	-41.84	-63.39	-59.42	2.17	8.90	V
Highest	1416	-58.81	-13	-45.81	-55.29	-59.71	1.14	4.19	H
	2120	-65.03	-13	-52.03	-64.49	-66.49	1.4	5.01	H
	2826.36	-61.17	-13	-48.17	-61.81	-63.70	1.63	6.31	H
	3536	-57.51	-13	-44.51	-59.46	-60.26	1.83	6.73	H
	4240	-48.05	-13	-35.05	-57.12	-51.38	2.04	7.52	H
	4944	-55.46	-13	-42.46	-61.69	-60.04	2.17	8.90	H
	1416	-64.39	-13	-51.39	-59.26	-65.29	1.14	4.19	V
	2119.77	-66.01	-13	-53.01	-64.13	-67.47	1.4	5.01	V
	2826.36	-61.10	-13	-48.10	-63.22	-63.63	1.63	6.31	V
	3536	-58.12	-13	-45.12	-59.91	-60.87	1.83	6.73	V
	4240	-50.62	-13	-37.62	-59.17	-53.95	2.04	7.52	V
	4944	-57.67	-13	-44.67	-66.22	-62.25	2.17	8.90	V

Remark: Spurious emissions within 30-1000MHz were found more than 20dB below limit line.