Annex A. Photographs

A.1 Setup Photo

A.2 Test sample

Main Antenna

Antenna Drawing

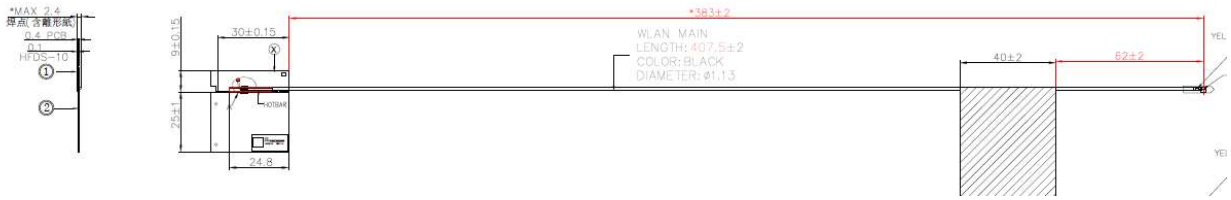

Antenna Photo

Front	Back
	

Note: antenna photo should include L type ruler

Aux Antenna

Antenna Drawing

Antenna Photo

Front	Back
	

Note: antenna photo should include L type ruler

Annex B. Antenna Location

B.1 Antenna Host Platform Location Information

Include a dimensioned photo(s) or dimensioned drawing(s) of Main and Aux antenna placements (measurements are not required for receive-only antenna).
Any antenna that transmits must show dimensions to bottom of laptop. Provide a description of the materials that are used for supporting or surrounding transmit antennas; for example, non-conductive plastics vs. conductive coated plastic or metallic materials.

Notebook- Antenna on the keyboard sec

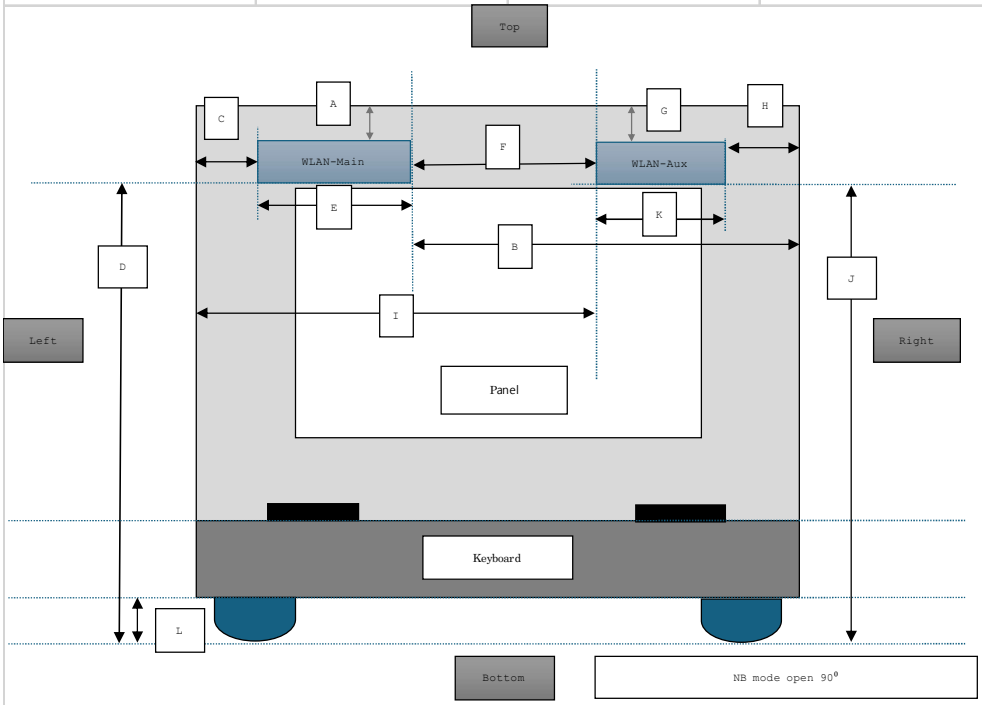

SAR Separation Distance		
Measuring Surface	Antenna	Distance (mm)
Top Side of KB	Main/Ant.2	190
	Aux/Ant.1	190
Right Edge	Main/Ant.2	69.00
	Aux/Ant.1	250.00
Left Edge	Main/Ant.2	191.00
	Aux/Ant.1	11.00
Bottom Side	Main/Ant.2	205
	Aux/Ant.1	205
Front Edge	Main/Ant.2	3.00
	Aux/Ant.1	4.00

Tablet mode

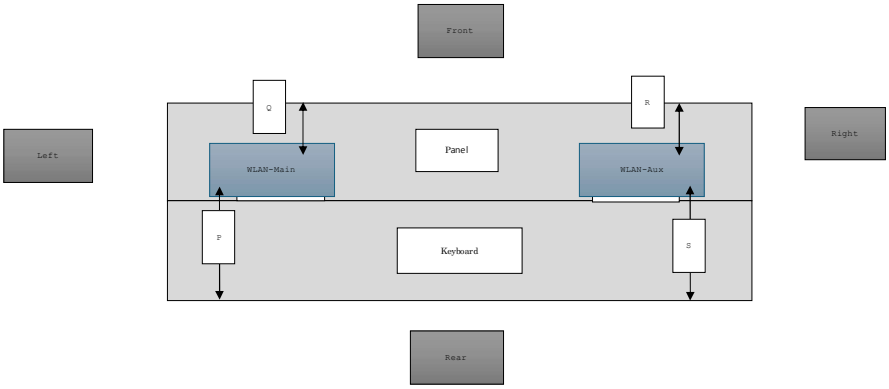

SAR Separation Distance - Tablet		
Measuring Surface	Antenna	Distance (mm)
Front Side	Main/Ant.2	5
	Aux/Ant.1	5
Rear Side	Main/Ant.2	69.00
	Aux/Ant.1	11.00
Top Side	Main/Ant.2	5.00
	Aux/Ant.1	5
Bottom Side (Hinge)	Main/Ant.2	16.00
	Aux/Ant.1	16.00

B.2 Antenna dimensional information for SAR evaluation

Include a dimensioned photo(s) or dimensioned drawing(s) showing the distance (mm) between the transmit antennas and the user. For notebook/laptop hosts show lapheld position (example below). For tablet hosts show all orientations including lapheld, primary & secondary portrait, primary & secondary landscape positions. Include a description of any proximity sensors or power throttling implementations that limit or exclude use of any host orientation.

Antennas on the panel section

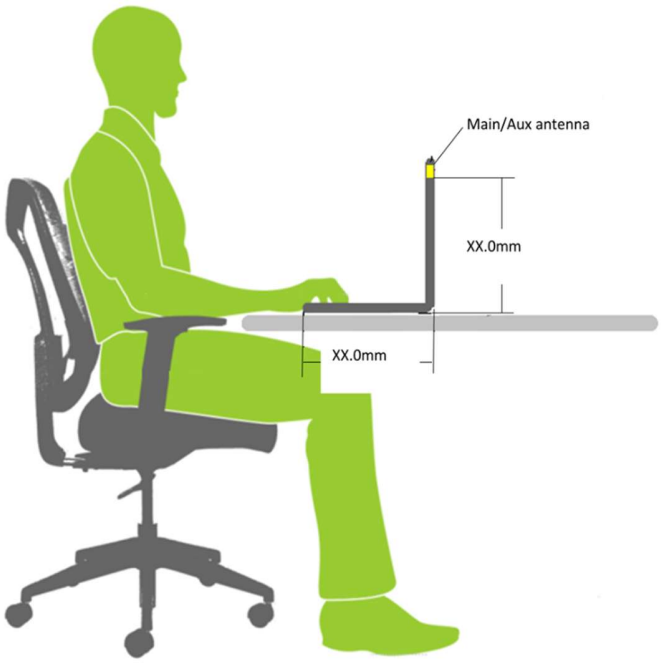

SAR Separation Distance - Notebook		
Measuring Surface	Antenna	Distance (mm)
Top Side	Main/Ant.2	3.00
	Aux/Ant.1	4
Right Edge	Main/Ant.2	69.00
	Aux/Ant.1	250.00
Left Edge	Main/Ant.2	191.00
	Aux/Ant.1	11.00
Bottom Side	Main/Ant.2	205.00
	Aux/Ant.1	205.00

Measuring Surface	Antenna	Separation Distance(antenna-to- Surface)(mm)	1g SAR
Bottom Side	Main	**119.2**	FCC/ISED
	Aux	**119.2**	FCC/ISED
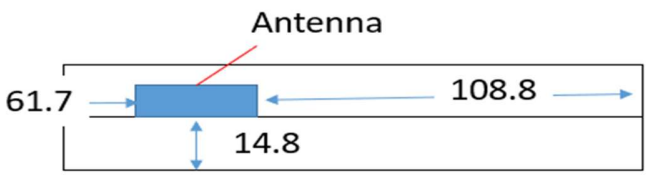
Tablet mode