RF Exposure report

The following samples were submitted and identified on behalf of the client as:

EUT Description	Wireless module installed in Notebook Computer
Brand Name	acer
Model No.	QCNCM825
Applicant	Acer Incorporated 8F, 88, Sec. 1, Xintai 5th Rd. Xizhi, New Taipei City 221 Taiwan
Standards	IEEE/ANSI C95.1-1992, IEEE 1528-2013
FCC ID	HLZQCNCM825
Date of EUT Receipt	Apr. 01, 2025
Date of Test(s)	Apr. 21, 2025 ~ Apr. 27, 2025
Date of Issue	May 14, 2025

In the configuration tested, the EUT complied with the standards specified above.

Remarks:

This report details the results of the testing carried out on one sample, the results contained in this test report do not relate to other samples of the same product. The manufacturer should ensure that all products in series production are in conformity with the product sample detailed in this report.

This report may only be reproduced and distributed in full. If the product in this report is used in any configuration other than that detailed in the report, the manufacturer must ensure the new system complies with all relevant standards. Any mention of SGS Taiwan Ltd. Central RF Lab or testing done by SGS Taiwan Ltd. Central RF Lab in connection with distribution or use of the product described in this report must be approved by SGS Taiwan Ltd. Central RF Lab in writing.

Signed on behalf of SGS

Clerk / Kimmy Chiou	PM / Jasper Wang	Approved By / John Yeh
Kimmy Chiou	Jasper Wang	John Yeh

Date: May 14, 2025

Unless otherwise stated the results shown in this test report refer only to the sample(s) tested and such sample(s) are retained for 90 days only.
除非另有說明，此報告結果僅對測試之樣品負責，同時此樣品僅保留90天。本報告未經本公司書面許可，不可部份複製。
This document is issued by the Company subject to its General Conditions of Service printed overleaf, available on request or accessible at http://www.sgs.com.tw/Terms-and-Conditions and for electronic format documents, subject to Terms and Conditions for Electronic Documents at http://www.sgs.com.tw/Terms-and-Conditions. Attention is drawn to the limitation of liability, indemnification and jurisdiction issues defined therein. Any holder of this document is advised that information contained hereon reflects the Company's findings at the time of its intervention only and within the limits of Client's instructions, if any. The Company's sole responsibility is to its Client and this document does not exonerate parties to a transaction from exercising all their rights and obligations under the transaction documents. This document cannot be reproduced except in full, without prior written approval of the Company. Any unauthorized alteration, forgery or falsification of the content or appearance of this document is unlawful and offenders may be prosecuted to the fullest extent of the law.

Revision History

Report Number	Revision	Description	Issue Date	Revised By	Remark
TESA2504000291ES	00	Initial creation of document	May 14, 2025	Kimmy Chiou	

Note:

1. The mark " * " is the revised version of the report due to comments submitted by the certification.

Unless otherwise stated the results shown in this test report refer only to the sample(s) tested and such sample(s) are retained for 90 days only.
除非另有說明，此報告結果僅對測試之樣品負責，同時此樣品僅保留90天。本報告未經本公司書面許可，不可部份複製。
This document is issued by the Company subject to its General Conditions of Service printed overleaf, available on request or accessible at http://www.sgs.com.tw/Terms-and-Conditions and for electronic format documents, subject to Terms and Conditions for Electronic Documents at http://www.sgs.com.tw/Terms-and-Conditions. Attention is drawn to the limitation of liability, indemnification and jurisdiction issues defined therein. Any holder of this document is advised that information contained hereon reflects the Company's findings at the time of its intervention only and within the limits of Client's instructions, if any. The Company's sole responsibility is to its Client and this document does not exonerate parties to a transaction from exercising all their rights and obligations under the transaction documents. This document cannot be reproduced except in full, without prior written approval of the Company. Any unauthorized alteration, forgery or falsification of the content or appearance of this document is unlawful and offenders may be prosecuted to the fullest extent of the law.

Contents

1 GENERAL INFORMATION 5
1.1 Test Methodology 5
1.2 Description of EUT 6
1.3 Maximum value 6
1.4 Antenna Information 6
2 MEASUREMENT SYSTEM 7
2.1 Test Facility 7
2.2 SAR System 8
2.3 PD system 11
3 DUTY CYCLE 13
4 SAR SYSTEM VERIFICATION 16
4.1 Tissue Simulating Liquid 16
4.2 Tissue Simulant Liquid measurement 16
4.3 Measurement results of Tissue Simulant Liquid 17
4.4 The composition of the tissue simulating liquid: 18
4.5 System check 18
4.6 System check results 19
5 PD SYSTEM VERIFICATION 20
5.1 System check 20
5.2 System check result 21
6 TEST CONFIGURATIONS 22
6.1 Test Environment 22
6.2 Test Note 22
6.3 Test position 24
6.4 Test limit 25
7 MAXIMUM OUTPUT POWER 28
7.1 WLAN 28
7.2 WLAN 6GHz 42
7.3 Bluetooth 54
7.4 BLE 55
8 SUMMARY OF RESULTS 57
8.1 Decision rules 57
8.2 Summary of SAR Results 57
8.3 Summary of PD Results 59
8.4 Reporting statements of conformity 59
8.5 Conclusion 59
9 SIMULTANEOUS TRANSMISSION ANALYSIS 60
9.1 Simultaneous Transmission Scenarios: 60
9.2 Estimated SAR calculation 61
9.3 SPLSR evaluation and analysis 61
9.4 Conclusion 62
10 INSTRUMENTS LIST 63
11 UNCERTAINTY BUDGET 64
12 SAR MEASUREMENT RESULTS 68

Unless otherwise stated the results shown in this test report refer only to the sample(s) tested and such sample(s) are retained for 90 days only.
除非另有說明，此報告結果僅對測試之樣品負責，同時此樣品僅保留90天。本報告未經本公司書面許可，不可部份複製。
This document is issued by the Company subject to its General Conditions of Service printed overleaf, available on request or accessible at http://www.sgs.com.tw/Terms-and-Conditions and for electronic format documents, subject to Terms and Conditions for Electronic Documents at http://www.sgs.com.tw/Terms-and-Conditions. Attention is drawn to the limitation of liability, indemnification and jurisdiction issues defined therein. Any holder of this document is advised that information contained hereon reflects the Company's findings at the time of its intervention only and within the limits of Client's instructions, if any. The Company's sole responsibility is to its Client and this document does not exonerate parties to a transaction from exercising all their rights and obligations under the transaction documents. This document cannot be reproduced except in full, without prior written approval of the Company. Any unauthorized alteration, forgery or falsification of the content or appearance of this document is unlawful and offenders may be prosecuted to the fullest extent of the law.

13 PD MEASUREMENT RESULTS 92
14 SAR SYSTEM CHECK RESULTS 102
15 PD SYSTEM CHECK RESULTS 115
16 APPENDIXES 116
16.1 SAR_Appendix A Photographs 116
16.2 SAR_Appendix B DAE & Probe Cal. Certificate 116
16.3 SAR_Appendix C Phantom Description & Dipole Cal. Certificate 116
16.4 SAR_Appendix D DIpole Extended Calibration Verification 116

Unless otherwise stated the results shown in this test report refer only to the sample(s) tested and such sample(s) are retained for 90 days only.
除非另有說明，此報告結果僅對測試之樣品負責，同時此樣品僅保留90天。本報告未經本公司書面許可，不可部份複製。
This document is issued by the Company subject to its General Conditions of Service printed overleaf, available on request or accessible at http://www.sgs.com.tw/Terms-and-Conditions and for electronic format documents, subject to Terms and Conditions for Electronic Documents at http://www.sgs.com.tw/Terms-and-Conditions. Attention is drawn to the limitation of liability, indemnification and jurisdiction issues defined therein. Any holder of this document is advised that information contained hereon reflects the Company's findings at the time of its intervention only and within the limits of Client's instructions, if any. The Company's sole responsibility is to its Client and this document does not exonerate parties to a transaction from exercising all their rights and obligations under the transaction documents. This document cannot be reproduced except in full, without prior written approval of the Company. Any unauthorized alteration, forgery or falsification of the content or appearance of this document is unlawful and offenders may be prosecuted to the fullest extent of the law.

1 GENERAL INFORMATION

1.1 Test Methodology

The SAR testing method and procedure for this device is in accordance with the following standards:
IEEE/ANSI C95.1-1992
IEEE 1528-2013
KDB447498D01v06
KDB865664D01v01r04
KDB865664D02v01r02
KDB616217D04v01r02
KDB248227D01v02r01
IEC/IEEE 62209-1528:2020
SPEAG DASY6 System Handbook
SPEAG DASY6 Application Note (Interim Procedure for Device Operation at 6GHz-10GHz)
IEC TR 63170:2018
IEC 62479:2010

Unless otherwise stated the results shown in this test report refer only to the sample(s) tested and such sample(s) are retained for 90 days only.
除非另有說明，此報告結果僅對測試之樣品負責，同時此樣品僅保留90天。本報告未經本公司書面許可，不可部份複製。
This document is issued by the Company subject to its General Conditions of Service printed overleaf, available on request or accessible at http://www.sgs.com.tw/Terms-and-Conditions and for electronic format documents, subject to Terms and Conditions for Electronic Documents at http://www.sgs.com.tw/Terms-and-Conditions. Attention is drawn to the limitation of liability, indemnification and jurisdiction issues defined therein. Any holder of this document is advised that information contained hereon reflects the Company's findings at the time of its intervention only and within the limits of Client's instructions, if any. The Company's sole responsibility is to its Client and this document does not exonerate parties to a transaction from exercising all their rights and obligations under the transaction documents. This document cannot be reproduced except in full, without prior written approval of the Company. Any unauthorized alteration, forgery or falsification of the content or appearance of this document is unlawful and offenders may be prosecuted to the fullest extent of the law.

1.2 Description of EUT

EUT Description	Wireless module installed in Notebook Computer	
Brand Name	acer	
Model No.	QCNCM825	
Host Model Number:	N25C8	
Duty Cycle	WLAN 802.11	Please refer to section 3
	Bluetooth	Please refer to section 3
Supported radios (TX Frequency Range, MHz)	802.11 b/g/n/ax/be	2.4GHz (2400.0 – 2483.5 MHz)
	802.11a/n/ac/ax/be	5.2GHz (5150.0 –5250.0 MHz) 5.3GHz (5250.0 –5350.0 MHz) 5.6GHz (5470.0 – 5725.0 MHz) 5.8GHz (5725.0 – 5850.0 MHz) 5.9GHz (5850.0 – 5895.0 MHz)
	802.11ax/be	6.2GHz (5925.0 – 6425.0 MHz) 6.5GHz (6425.0 – 6525.0 MHz) 6.7GHz (6525.0 – 6875.0 MHz) 7.0GHz (6875.0 – 7125.0 MHz)
	Bluetooth	2.4GHz (2400.0 – 2483.5 MHz)

1.3 Maximum value

Summary of Maximum SAR and Power Density Value			
Mode	Highest SAR 1g (W/kg)	Highest APD (W/m^2)	Highest PD (W/m^2)
Bluetooth(GFSK)	0.07	N/A	N/A
2.4G WLAN	0.07	N/A	N/A
5G WLAN	0.02	N/A	N/A
6G WLAN	0.03	0.25	0.99

1.4 Antenna Information

Vendor	Wistron Neweb Corporation									
Antenna	Main									
Part Number	81EACB15.G79 (DC330031500)									
Frequency(MHz)	2400~2500	5150~5250	5250~5350	5470~5725	5725~5850	5850~5895	5925~6425	6425~6525	6525~6875	6875~7125
Peak Gain (dBi)	0.71	2.88	2.91	2.92	2.92	2.75	2.88	2.68	2.86	2.87
Antenna	Aux									
Part Number	81EACB15.G80 (DC330031510)									
Frequency(MHz)	2400~2500	5150~5250	5250~5350	5470~5725	5725~5850	5850~5895	5925~6425	6425~6525	6525~6875	6875~7125
Peak Gain (dBi)	1.16	2.84	2.84	2.89	2.71	2.71	2.87	2.44	2.85	2.88

Note: Antenna information is provided by the applicant.

Unless otherwise stated the results shown in this test report refer only to the sample(s) tested and such sample(s) are retained for 90 days only.
除非另有說明，此報告結果僅對測試之樣品負責，同時此樣品僅保留90天。本報告未經本公司書面許可，不可部份複製。
This document is issued by the Company subject to its General Conditions of Service printed overleaf, available on request or accessible at http://www.sgs.com.tw/Terms-and-Conditions and for electronic format documents, subject to Terms and Conditions for Electronic Documents at http://www.sgs.com.tw/Terms-and-Conditions. Attention is drawn to the limitation of liability, indemnification and jurisdiction issues defined therein. Any holder of this document is advised that information contained hereon reflects the Company's findings at the time of its intervention only and within the limits of Client's instructions, if any. The Company's sole responsibility is to its Client and this document does not exonerate parties to a transaction from exercising all their rights and obligations under the transaction documents. This document cannot be reproduced except in full, without prior written approval of the Company. Any unauthorized alteration, forgery or falsification of the content or appearance of this document is unlawful and offenders may be prosecuted to the fullest extent of the law.

2 MEASUREMENT SYSTEM

2.1 Test Facility

Laboratory	Test Site Address	Test Site Name	FCC Designation number	IC CAB identifier
SGS Taiwan Ltd. Central RF Lab. (TAF code 3702)	**1F, No. 8, Alley 15, Lane 120, Sec. 1, NeiHu Road, Neihu District, Taipei City, 11493, Taiwan.**	SAR 2	**TW0029**	TW3702
		SAR 6		
		SAR 8		
	No. 2, Keji 1st Rd., Guishan Township, Taoyuan County, 33383, Taiwan	SAR 1	TW0028	
		SAR 4		
	No.134, Wu Kung Road, New Taipei Industrial Park, Wuku District, New Taipei City, Taiwan	SAR 3	TW0027	
		SAR 7		
Note: Test site name is remarked on a bolded mark as an indication where measurements occurred in specific test site and address.				

Unless otherwise stated the results shown in this test report refer only to the sample(s) tested and such sample(s) are retained for 90 days only.
除非另有說明，此報告結果僅對測試之樣品負責，同時此樣品僅保留90天。本報告未經本公司書面許可，不可部份複製。
This document is issued by the Company subject to its General Conditions of Service printed overleaf, available on request or accessible at http://www.sgs.com.tw/Terms-and-Conditions and for electronic format documents, subject to Terms and Conditions for Electronic Documents at http://www.sgs.com.tw/Terms-and-Conditions. Attention is drawn to the limitation of liability, indemnification and jurisdiction issues defined therein. Any holder of this document is advised that information contained hereon reflects the Company's findings at the time of its intervention only and within the limits of Client's instructions, if any. The Company's sole responsibility is to its Client and this document does not exonerate parties to a transaction from exercising all their rights and obligations under the transaction documents. This document cannot be reproduced except in full, without prior written approval of the Company. Any unauthorized alteration, forgery or falsification of the content or appearance of this document is unlawful and offenders may be prosecuted to the fullest extent of the law.

2.2 SAR System

Block Diagram (DASY6)

The DASY system used for performing compliance tests consists of the following items:

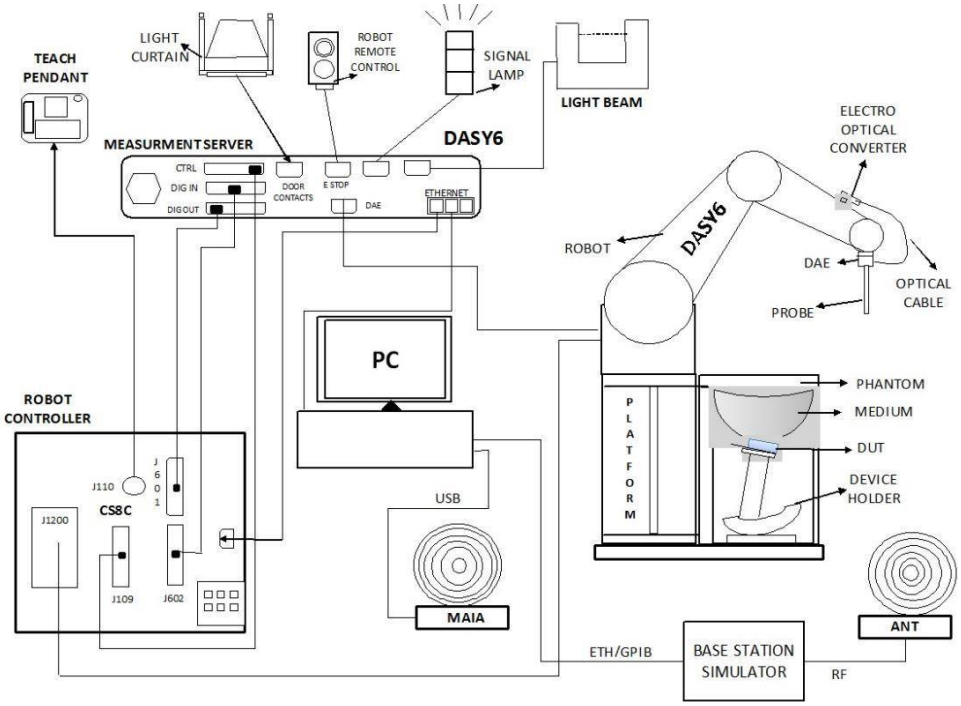

- A standard high precision 6-axis robot with controller, teach pendant and software. An arm extension for accommodating the data acquisition electronics (DAE).
- An isotropic field probe optimized and calibrated for the targeted measurement.
- A data acquisition electronics (DAE) which performs the signal amplification, signal multiplexing, AD-conversion, offset measurements, mechanical surface detection, collision detection, etc. The unit is battery powered with standard or rechargeable batteries. The signal is optically transmitted to the EOC.
- The Electro-optical converter (EOC) performs the conversion from optical to electrical signals for the digital communication to the DAE. To use optical surface detection, a special version of the EOC is required. The EOC signal is transmitted to the measurement server.
- The function of the measurement server is to perform the time critical tasks such as signal filtering, control of the robot operation and fast movement interrupts.
- The Light Beam used is for probe alignment. This improves the (absolute) accuracy of the probe positioning.
- A computer running Windows 10 and the DASY6 software.
- Remote control and teach pendant as well as additional circuitry for robot safety such as warning lamps, etc.
- The phantom, the device holder and other accessories according to the targeted measurement.

Unless otherwise stated the results shown in this test report refer only to the sample(s) tested and such sample(s) are retained for 90 days only.
除非另有說明，此報告結果僅對測試之樣品負責，同時此樣品僅保留90天。本報告未經本公司書面許可，不可部份複製。
This document is issued by the Company subject to its General Conditions of Service printed overleaf, available on request or accessible at http://www.sgs.com.tw/Terms-and-Conditions and for electronic format documents, subject to Terms and Conditions for Electronic Documents at http://www.sgs.com.tw/Terms-and-Conditions. Attention is drawn to the limitation of liability, indemnification and jurisdiction issues defined therein. Any holder of this document is advised that information contained hereon reflects the Company's findings at the time of its intervention only and within the limits of Client's instructions, if any. The Company's sole responsibility is to its Client and this document does not exonerate parties to a transaction from exercising all their rights and obligations under the transaction documents. This document cannot be reproduced except in full, without prior written approval of the Company. Any unauthorized alteration, forgery or falsification of the content or appearance of this document is unlawful and offenders may be prosecuted to the fullest extent of the law.

EX3DV4 E-Field Probe

Construction	Symmetrical design with triangular core Built-in shielding against static charges PEEK enclosure material (resistant to organic solvents, e.g., DGBE)	
Calibration	Basic Broad Band Calibration in air Conversion Factors (CF) for HSL 2450/5250/5600/5750/5850/6500/7000 MHz Additional CF for other liquids and frequencies upon request	
Frequency	10 MHz to > 6 GHz	
Directivity	± 0.3 dB in HSL (rotation around probe axis) ± 0.5 dB in tissue material (rotation normal to probe axis)	
Dynamic Range	10 µW/g to > 100 mW/g Linearity: ± 0.2 dB (noise: typically < 1 µW/g)	
Dimensions	Tip diameter: 2.5 mm	
Application	High precision dosimetric measurements in any exposure scenario (e.g., very strong gradient fields). Only probe which enables compliance testing for frequencies up to 6 GHz with precision of better 30%.	

Unless otherwise stated the results shown in this test report refer only to the sample(s) tested and such sample(s) are retained for 90 days only.
除非另有說明，此報告結果僅對測試之樣品負責，同時此樣品僅保留90天。本報告未經本公司書面許可，不可部份複製。
This document is issued by the Company subject to its General Conditions of Service printed overleaf, available on request or accessible at http://www.sgs.com.tw/Terms-and-Conditions and for electronic format documents, subject to Terms and Conditions for Electronic Documents at http://www.sgs.com.tw/Terms-and-Conditions. Attention is drawn to the limitation of liability, indemnification and jurisdiction issues defined therein. Any holder of this document is advised that information contained hereon reflects the Company's findings at the time of its intervention only and within the limits of Client's instructions, if any. The Company's sole responsibility is to its Client and this document does not exonerate parties to a transaction from exercising all their rights and obligations under the transaction documents. This document cannot be reproduced except in full, without prior written approval of the Company. Any unauthorized alteration, forgery or falsification of the content or appearance of this document is unlawful and offenders may be prosecuted to the fullest extent of the law.

PHANTOM (ELI)

Model	ELI	
Construction	The ELI phantom is used for compliance testing of handheld and body-mounted wireless devices in the frequency range of 30 MHz to 6 GHz. ELI is fully compatible with the IEC 62209-2 standard and all known tissue simulating liquids. ELI has been optimized regarding its performance and can be integrated into our standard phantom tables. A cover prevents evaporation of the liquid. Reference markings on the phantom allow installation of the complete setup, including all predefined phantom positions and measurement grids, by teaching three points. The phantom is compatible with all SPEAG dosimetric probes and dipoles.	
Shell Thickness	2 ± 0.2 mm	
Filling Volume	Approx. 30 liters	
Dimensions	Major axis: 600 mm Minor axis: 400 mm	

DEVICE HOLDER

Construction	The device holder (Supporter) for Notebook is made by POM (polyoxymethylene resin) , which is non-metal and non-conductive. The height can be adjusted to fit varies kind of notebooks.	 Device Holder

Unless otherwise stated the results shown in this test report refer only to the sample(s) tested and such sample(s) are retained for 90 days only.
除非另有說明，此報告結果僅對測試之樣品負責，同時此樣品僅保留90天。本報告未經本公司書面許可，不可部份複製。
This document is issued by the Company subject to its General Conditions of Service printed overleaf, available on request or accessible at http://www.sgs.com.tw/Terms-and-Conditions and for electronic format documents, subject to Terms and Conditions for Electronic Documents at http://www.sgs.com.tw/Terms-and-Conditions. Attention is drawn to the limitation of liability, indemnification and jurisdiction issues defined therein. Any holder of this document is advised that information contained hereon reflects the Company's findings at the time of its intervention only and within the limits of Client's instructions, if any. The Company's sole responsibility is to its Client and this document does not exonerate parties to a transaction from exercising all their rights and obligations under the transaction documents. This document cannot be reproduced except in full, without prior written approval of the Company. Any unauthorized alteration, forgery or falsification of the content or appearance of this document is unlawful and offenders may be prosecuted to the fullest extent of the law.

2.3 PD system

Block Diagram (DASY6)

Power density measurements for mmWave frequencies were performed using SPEAG DASY6 with cDASY6 5G module. The DASY6 included a high precision robotics system (Staubli), robot controller, desktop computer, near-field probe, probe alignment sensor, and the 5G phantom cover.

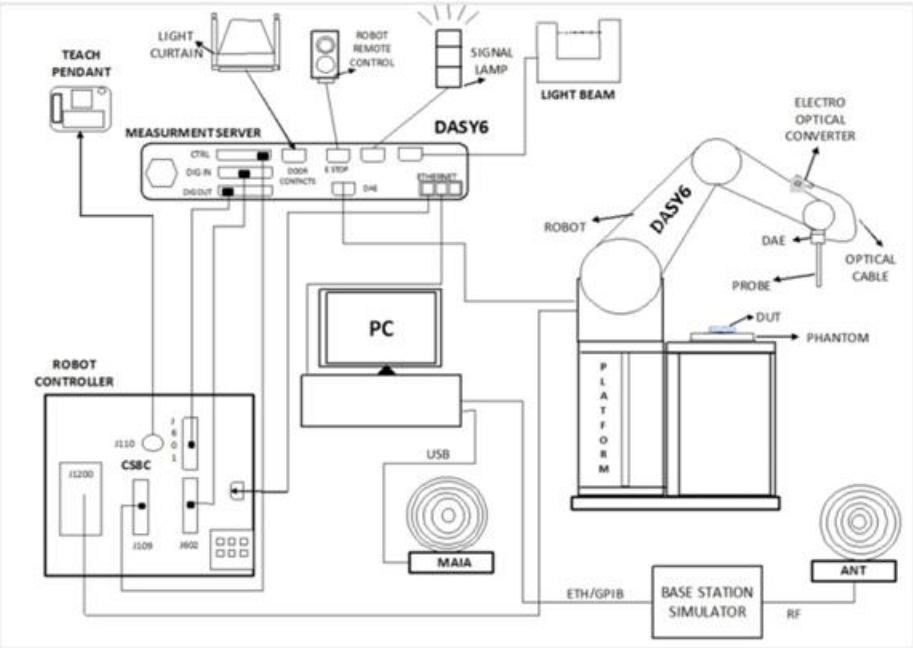

EUmmWVx probe

The EUmmWVx probe is based on the pseudo-vector probe design, which not only measures the field magnitude but also derives its polarization ellipse. The design entails two small 0.8mm dipole sensors mechanically protected by high-density foam, printed on both sides of a 0.9mm wide and 0.12mm thick glass substrate. The body of the probe is specifically constructed to minimize distortion by the scattered fields. The probe consist of two sensors with different angles (1 and 2) arranged in the same plane in the probe axis. Three or more measurements of the two sensors are taken for different probe rotational angles to derive the amplitude and polarization information. The probe design allows measurements at distances as small as 2mm from the sensors to the surface of the device under test (DUT). The typical sensor to probe tip distance is 1.5 mm. The exact distance is calibrated.

	Two dipoles optimally arranged to obtain pseudo-vector information.Minimum 3 measurements/ point, 120º rotated around probe axis. Sensors (0.8mm length) printed on glass substrate protected by high density foam.Low perturbation of the measured field. Requires positioner which can do accurate probe rotation.
Frequency Range	750 MHz – 110 GHz

Unless otherwise stated the results shown in this test report refer only to the sample(s) tested and such sample(s) are retained for 90 days only.
除非另有說明，此報告結果僅對測試之樣品負責，同時此樣品僅保留90天。本報告未經本公司書面許可，不可部份複製。
This document is issued by the Company subject to its General Conditions of Service printed overleaf, available on request or accessible at http://www.sgs.com.tw/Terms-and-Conditions and for electronic format documents, subject to Terms and Conditions for Electronic Documents at http://www.sgs.com.tw/Terms-and-Conditions. Attention is drawn to the limitation of liability, indemnification and jurisdiction issues defined therein. Any holder of this document is advised that information contained hereon reflects the Company's findings at the time of its intervention only and within the limits of Client's instructions, if any. The Company's sole responsibility is to its Client and this document does not exonerate parties to a transaction from exercising all their rights and obligations under the transaction documents. This document cannot be reproduced except in full, without prior written approval of the Company. Any unauthorized alteration, forgery or falsification of the content or appearance of this document is unlawful and offenders may be prosecuted to the fullest extent of the law.

Dynamic Range	< 20 V/m – 10,000 V/m with PRE-10 (min < 50 V/m - 3000 V/m)
Position Precision	< 0.2 mm (DASY6)
Dimensions	Overall length: 337 mm (tip: 20 mm) Tip diameter: encapsulation 8 mm (internal sensor < 1mm) Distance from probe tip to dipole centers: < 2 mm. Sensor displacement to probe's calibration point: < 0.3 mm
Applications 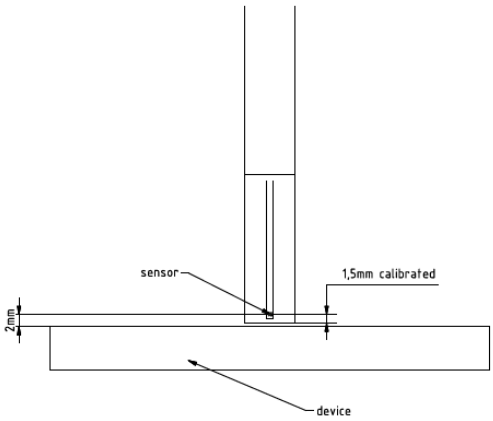 	E-field measurements of 5G devices and other mm-wave transmitters operating above 10GHz in < 2 mm distance from device (free-space).Power density, H-field and far-field analysis using total field reconstruction (cDASY6 5G module required)
Compatibility	cDASY6 + 5G-Module SW1.0 and higher

mmWave Phantom

The mmWave Phantom approximates free-space conditions, allowing for the evaluation of the antenna side of the device and the front (screen) side or any opposite-radiating side of wireless devices operating above 10 GHz without distorting the RF field. It consists of a 40mm thick Rohacell plate used as a test bed, which has a loss tangent (tan δ) $\leq$ 0.05 and a relative permittivity (εr) $\leq$ 1.2. High-performance RF absorbers are placed below the foam.

Unless otherwise stated the results shown in this test report refer only to the sample(s) tested and such sample(s) are retained for 90 days only.
除非另有說明，此報告結果僅對測試之樣品負責，同時此樣品僅保留90天。本報告未經本公司書面許可，不可部份複製。
This document is issued by the Company subject to its General Conditions of Service printed overleaf, available on request or accessible at http://www.sgs.com.tw/Terms-and-Conditions and for electronic format documents, subject to Terms and Conditions for Electronic Documents at http://www.sgs.com.tw/Terms-and-Conditions. Attention is drawn to the limitation of liability, indemnification and jurisdiction issues defined therein. Any holder of this document is advised that information contained hereon reflects the Company's findings at the time of its intervention only and within the limits of Client's instructions, if any. The Company's sole responsibility is to its Client and this document does not exonerate parties to a transaction from exercising all their rights and obligations under the transaction documents. This document cannot be reproduced except in full, without prior written approval of the Company. Any unauthorized alteration, forgery or falsification of the content or appearance of this document is unlawful and offenders may be prosecuted to the fullest extent of the law.

3 DUTY CYCLE

2.4G b duty	(686/706=0.971) Scaling Factor=1.029

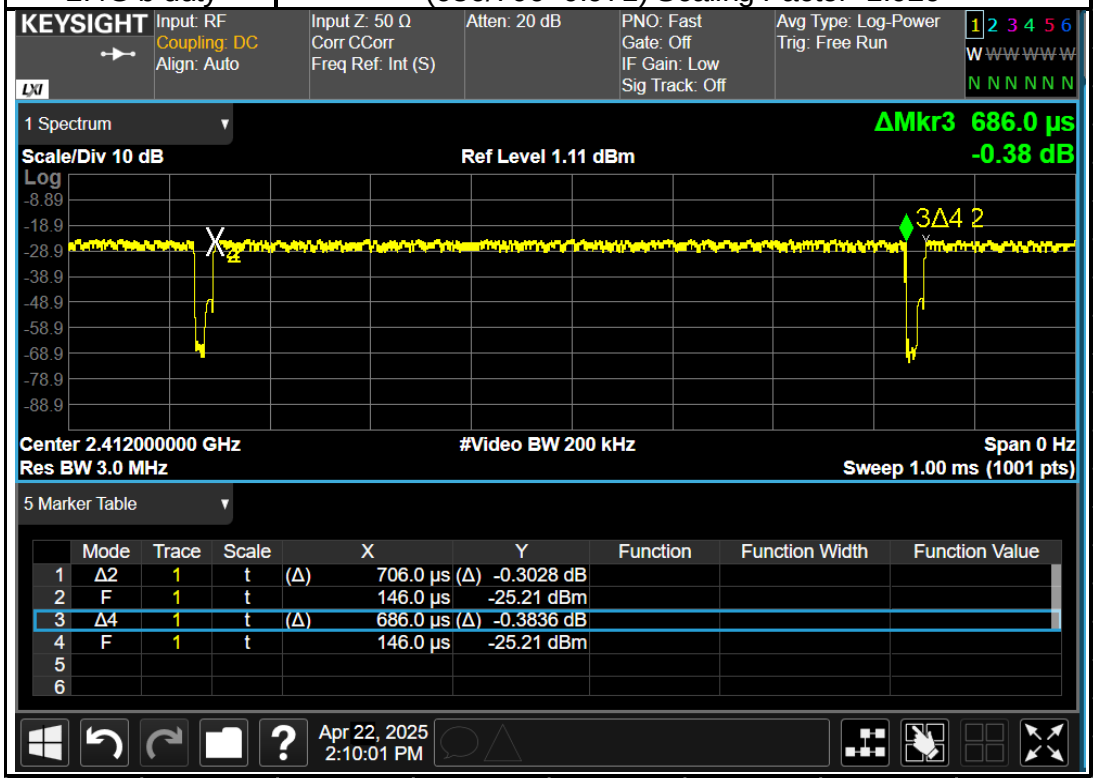

BT duty	(2.888/3.76=0.768) Scaling Factor=1.302

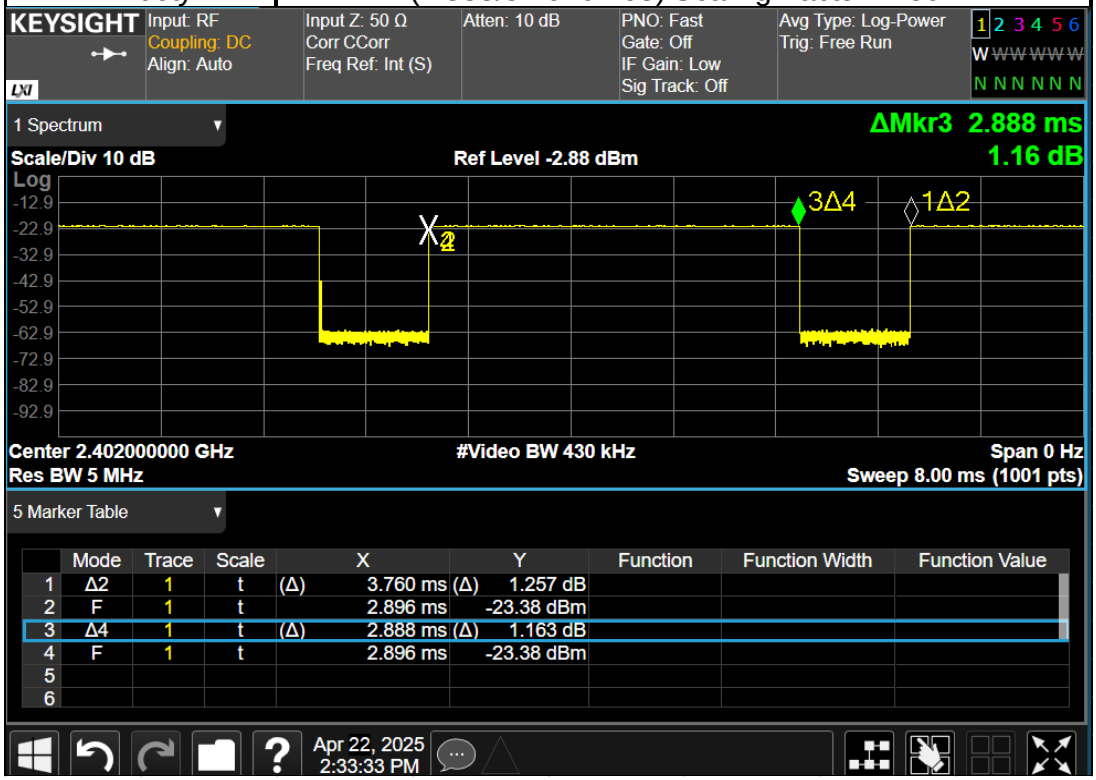

Unless otherwise stated the results shown in this test report refer only to the sample(s) tested and such sample(s) are retained for 90 days only.
除非另有說明，此報告結果僅對測試之樣品負責，同時此樣品僅保留90天。本報告未經本公司書面許可，不可部份複製。
This document is issued by the Company subject to its General Conditions of Service printed overleaf, available on request or accessible at http://www.sgs.com.tw/Terms-and-Conditions and for electronic format documents, subject to Terms and Conditions for Electronic Documents at http://www.sgs.com.tw/Terms-and-Conditions. Attention is drawn to the limitation of liability, indemnification and jurisdiction issues defined therein. Any holder of this document is advised that information contained hereon reflects the Company's findings at the time of its intervention only and within the limits of Client's instructions, if any. The Company's sole responsibility is to its Client and this document does not exonerate parties to a transaction from exercising all their rights and obligations under the transaction documents. This document cannot be reproduced except in full, without prior written approval of the Company. Any unauthorized alteration, forgery or falsification of the content or appearance of this document is unlawful and offenders may be prosecuted to the fullest extent of the law.

5G ac(80M) duty (4.52/4.54=0.995) Scaling Factor=1.005

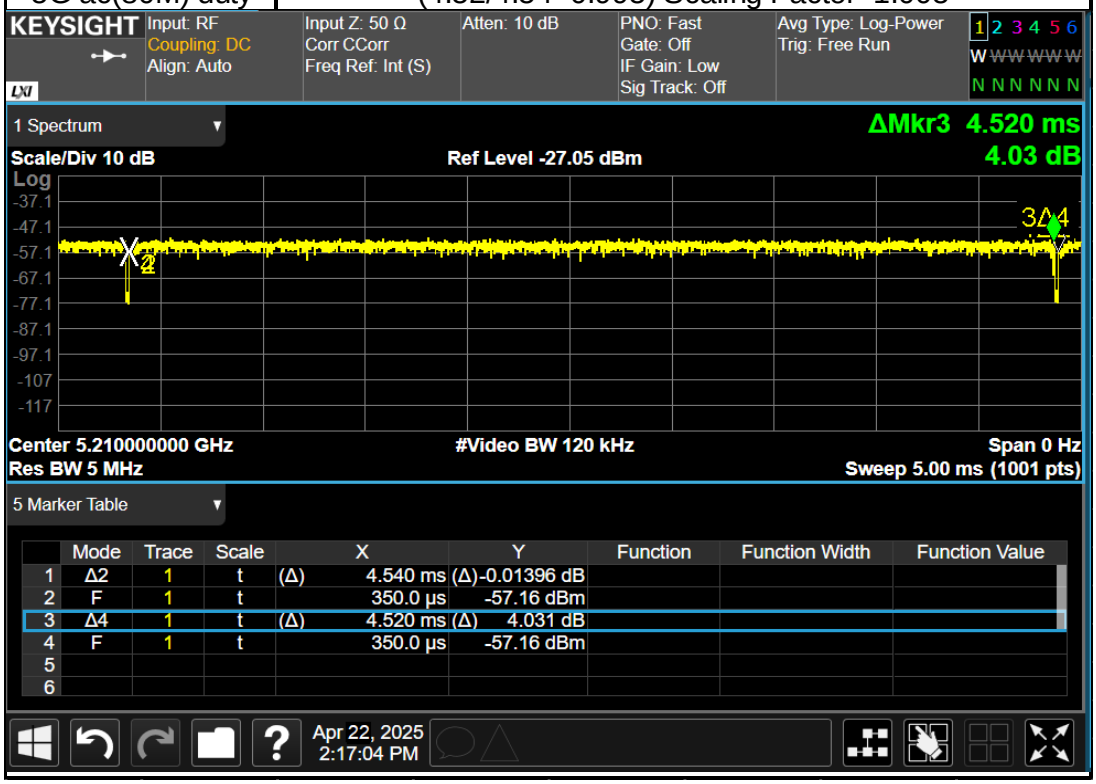

5G ac(160M) duty (2.48/2.504=0.99) Scaling Factor=1.01

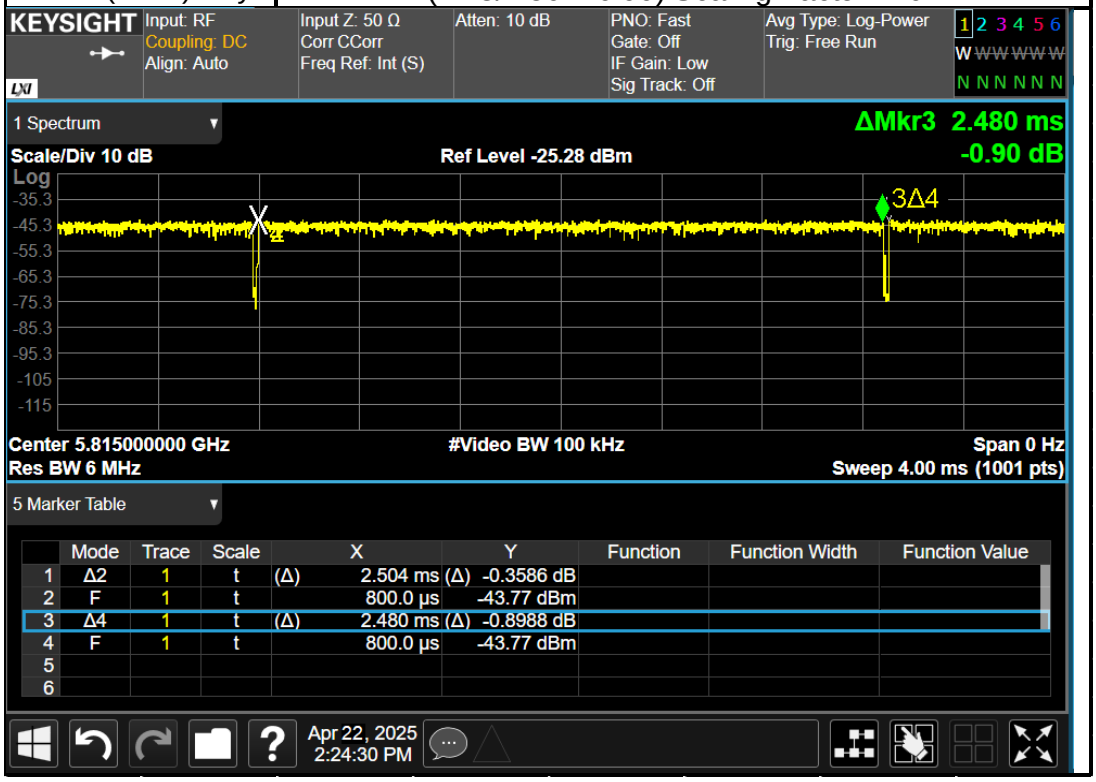

Unless otherwise stated the results shown in this test report refer only to the sample(s) tested and such sample(s) are retained for 90 days only.
除非另有說明，此報告結果僅對測試之樣品負責，同時此樣品僅保留90天。本報告未經本公司書面許可，不可部份複製。
This document is issued by the Company subject to its General Conditions of Service printed overleaf, available on request or accessible at http://www.sgs.com.tw/Terms-and-Conditions and for electronic format documents, subject to Terms and Conditions for Electronic Documents at http://www.sgs.com.tw/Terms-and-Conditions. Attention is drawn to the limitation of liability, indemnification and jurisdiction issues defined therein. Any holder of this document is advised that information contained hereon reflects the Company's findings at the time of its intervention only and within the limits of Client's instructions, if any. The Company's sole responsibility is to its Client and this document does not exonerate parties to a transaction from exercising all their rights and obligations under the transaction documents. This document cannot be reproduced except in full, without prior written approval of the Company. Any unauthorized alteration, forgery or falsification of the content or appearance of this document is unlawful and offenders may be prosecuted to the fullest extent of the law.

5G be(160M) duty (2.058/2.076=0.991) Scaling Factor=1.009

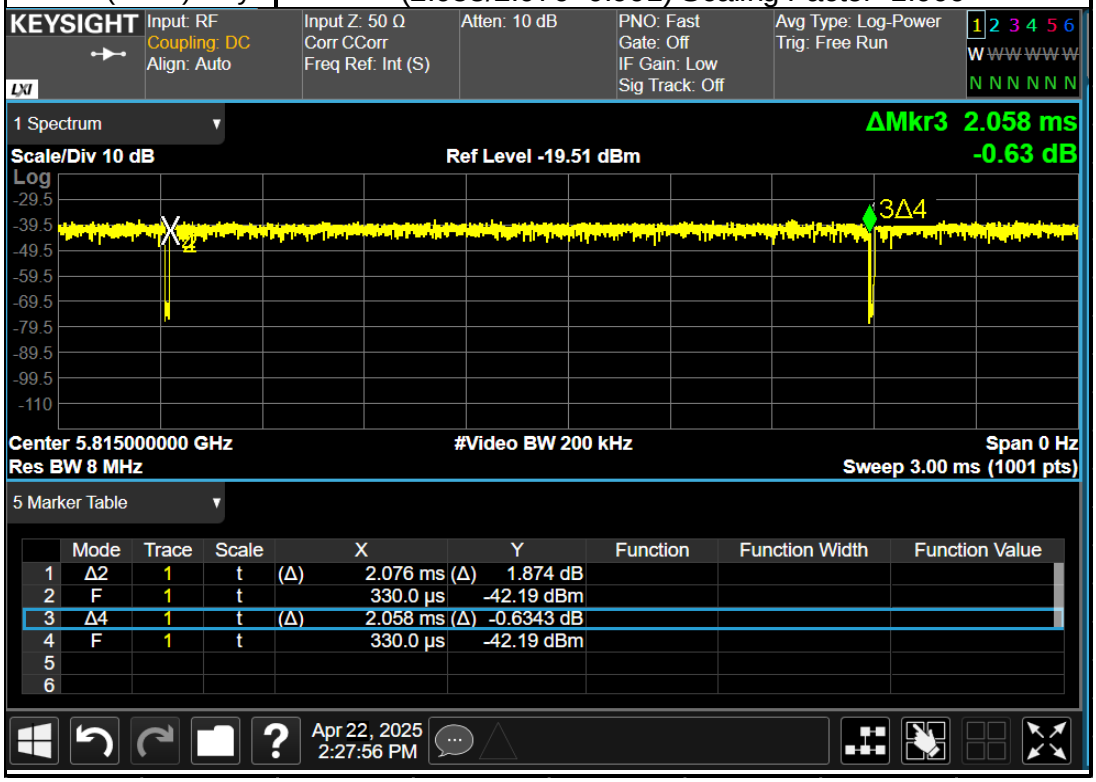

6G be(320M) duty (1.23/1.254=0.98) Scaling Factor=1.02

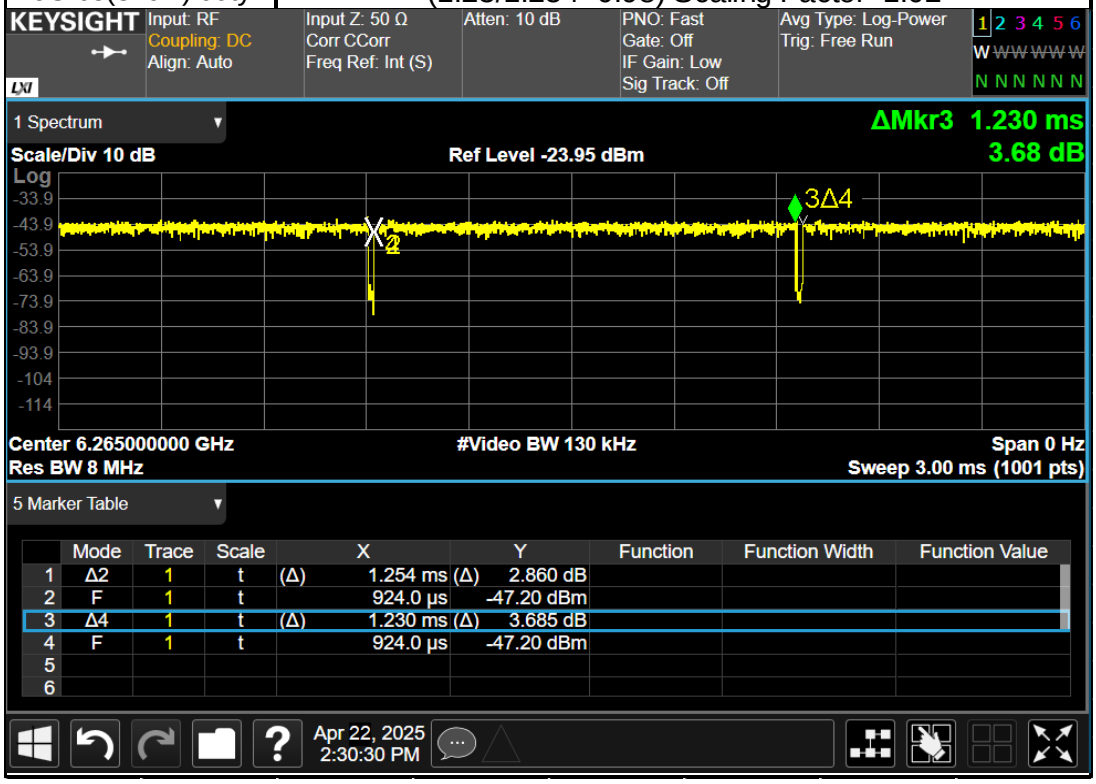

Unless otherwise stated the results shown in this test report refer only to the sample(s) tested and such sample(s) are retained for 90 days only.
除非另有說明，此報告結果僅對測試之樣品負責，同時此樣品僅保留90天。本報告未經本公司書面許可，不可部份複製。
This document is issued by the Company subject to its General Conditions of Service printed overleaf, available on request or accessible at http://www.sgs.com.tw/Terms-and-Conditions and for electronic format documents, subject to Terms and Conditions for Electronic Documents at http://www.sgs.com.tw/Terms-and-Conditions. Attention is drawn to the limitation of liability, indemnification and jurisdiction issues defined therein. Any holder of this document is advised that information contained hereon reflects the Company's findings at the time of its intervention only and within the limits of Client's instructions, if any. The Company's sole responsibility is to its Client and this document does not exonerate parties to a transaction from exercising all their rights and obligations under the transaction documents. This document cannot be reproduced except in full, without prior written approval of the Company. Any unauthorized alteration, forgery or falsification of the content or appearance of this document is unlawful and offenders may be prosecuted to the fullest extent of the law.

4 SAR SYSTEM VERIFICATION

4.1 Tissue Simulating Liquid

For the measurement of the field distribution inside the SAM phantom with DASY, the phantom must be filled with homogeneous tissue simulating liquid. For head SAR testing, the liquid height from the ear rint (ERP) of the phantom to the liquid top surface is larger than 15cm. For body SAR testing, the liquid height fromeference po the center of the flat phantom to the liquid top surface is larger than 15cm.

4.2 Tissue Simulant Liquid measurement

The dielectric properties for this Head-simulant fluid were measured by using the SPEAG Dielectric Assessment Kit (DAK-3.5)
All dielectric parameters of tissue simulates were measured within 24 hours of SAR measurements. The measured conductivity and permittivity are all within ± 5% of the target values.

Unless otherwise stated the results shown in this test report refer only to the sample(s) tested and such sample(s) are retained for 90 days only.
除非另有說明，此報告結果僅對測試之樣品負責，同時此樣品僅保留90天。本報告未經本公司書面許可，不可部份複製。
This document is issued by the Company subject to its General Conditions of Service printed overleaf, available on request or accessible at http://www.sgs.com.tw/Terms-and-Conditions and for electronic format documents, subject to Terms and Conditions for Electronic Documents at http://www.sgs.com.tw/Terms-and-Conditions. Attention is drawn to the limitation of liability, indemnification and jurisdiction issues defined therein. Any holder of this document is advised that information contained hereon reflects the Company's findings at the time of its intervention only and within the limits of Client's instructions, if any. The Company's sole responsibility is to its Client and this document does not exonerate parties to a transaction from exercising all their rights and obligations under the transaction documents. This document cannot be reproduced except in full, without prior written approval of the Company. Any unauthorized alteration, forgery or falsification of the content or appearance of this document is unlawful and offenders may be prosecuted to the fullest extent of the law.

4.3 Measurement results of Tissue Simulant Liquid

Measured Frequency (MHz)	Target Dielectric Constant, εr	Target Conductivity, σ (S/m)	Measured Dielectric Constant, εr	Measured Conductivity, σ (S/m)	% dev εr	% dev σ	Limit	Measurement Date
2402	39.296	1.758	39.136	1.751	-0.41%	-0.42%	± 5%	Apr. 21, 2025
2412	39.276	1.767	39.104	1.759	-0.44%	-0.46%	± 5%	Apr. 21, 2025
2437	39.226	1.789	39.049	1.778	-0.45%	-0.60%	± 5%	Apr. 21, 2025
2441	39.218	1.792	39.030	1.782	-0.48%	-0.57%	± 5%	Apr. 21, 2025
2450	39.200	1.800	38.997	1.790	-0.52%	-0.56%	± 5%	Apr. 21, 2025
2462	39.184	1.813	38.978	1.804	-0.53%	-0.49%	± 5%	Apr. 21, 2025
2480	39.160	1.832	38.965	1.824	-0.50%	-0.44%	± 5%	Apr. 21, 2025
5210	35.990	4.670	36.911	4.786	2.56%	2.48%	± 5%	Apr. 22, 2025
5250	35.950	4.710	36.876	4.828	2.58%	2.51%	± 5%	Apr. 22, 2025
5290	35.910	4.750	36.845	4.866	2.60%	2.44%	± 5%	Apr. 22, 2025
5530	35.605	4.997	36.527	5.110	2.59%	2.27%	± 5%	Apr. 22, 2025
5600	35.500	5.070	36.413	5.188	2.57%	2.33%	± 5%	Apr. 22, 2025
5610	35.490	5.080	36.409	5.201	2.59%	2.38%	± 5%	Apr. 22, 2025
5690	35.410	5.160	36.345	5.287	2.64%	2.46%	± 5%	Apr. 22, 2025
5750	35.350	5.220	36.296	5.356	2.68%	2.61%	± 5%	Apr. 22, 2025
5775	35.325	5.245	36.281	5.383	2.71%	2.63%	± 5%	Apr. 22, 2025
5815	35.285	5.286	36.244	5.425	2.72%	2.63%	± 5%	Apr. 22, 2025
5850	35.250	5.323	36.227	5.462	2.77%	2.62%	± 5%	Apr. 22, 2025
5855	35.245	5.328	36.216	5.479	2.76%	2.84%	± 5%	Apr. 22, 2025
5210	35.990	4.670	36.514	4.717	1.46%	1.01%	± 5%	Apr. 23, 2025
5250	35.950	4.710	36.479	4.759	1.47%	1.04%	± 5%	Apr. 23, 2025
5290	35.910	4.750	36.448	4.797	1.50%	0.99%	± 5%	Apr. 23, 2025
5530	35.605	4.997	36.130	5.041	1.47%	0.89%	± 5%	Apr. 23, 2025
5600	35.500	5.070	36.016	5.119	1.45%	0.97%	± 5%	Apr. 23, 2025
5610	35.490	5.080	36.012	5.132	1.47%	1.02%	± 5%	Apr. 23, 2025
5690	35.410	5.160	35.948	5.218	1.52%	1.12%	± 5%	Apr. 23, 2025
5750	35.350	5.220	35.899	5.287	1.55%	1.28%	± 5%	Apr. 23, 2025
5775	35.325	5.245	35.884	5.314	1.58%	1.32%	± 5%	Apr. 23, 2025
5815	35.285	5.286	35.847	5.356	1.59%	1.33%	± 5%	Apr. 23, 2025
5850	35.250	5.323	35.830	5.393	1.65%	1.32%	± 5%	Apr. 23, 2025
5855	35.245	5.328	35.819	5.410	1.63%	1.54%	± 5%	Apr. 23, 2025
6105	34.974	5.604	34.511	5.492	-1.32%	-2.00%	± 5%	Apr. 24, 2025
6265	34.782	5.793	34.286	5.681	-1.43%	-1.93%	± 5%	Apr. 24, 2025
6425	34.590	5.982	34.070	5.864	-1.50%	-1.96%	± 5%	Apr. 24, 2025
6500	34.500	6.070	33.965	5.957	-1.55%	-1.86%	± 5%	Apr. 24, 2025
6585	34.398	6.169	33.859	6.055	-1.57%	-1.84%	± 5%	Apr. 24, 2025
6745	34.206	6.354	33.672	6.239	-1.56%	-1.81%	± 5%	Apr. 24, 2025
6905	34.014	6.540	33.474	6.416	-1.59%	-1.89%	± 5%	Apr. 24, 2025
7000	33.900	6.650	33.353	6.520	-1.61%	-1.95%	± 5%	Apr. 24, 2025
6105	34.974	5.604	34.235	5.434	-2.11%	-3.03%	± 5%	Apr. 25, 2025
6265	34.782	5.793	34.010	5.623	-2.22%	-2.93%	± 5%	Apr. 25, 2025
6425	34.590	5.982	33.794	5.806	-2.30%	-2.93%	± 5%	Apr. 25, 2025
6500	34.500	6.070	33.689	5.899	-2.35%	-2.82%	± 5%	Apr. 25, 2025
6585	34.398	6.169	33.583	5.997	-2.37%	-2.78%	± 5%	Apr. 25, 2025
6745	34.206	6.354	33.396	6.181	-2.37%	-2.73%	± 5%	Apr. 25, 2025
6905	34.014	6.540	33.198	6.358	-2.40%	-2.78%	± 5%	Apr. 25, 2025
7000	33.900	6.650	33.077	6.462	-2.43%	-2.83%	± 5%	Apr. 25, 2025

Unless otherwise stated the results shown in this test report refer only to the sample(s) tested and such sample(s) are retained for 90 days only.
除非另有說明，此報告結果僅對測試之樣品負責，同時此樣品僅保留90天。本報告未經本公司書面許可，不可部份複製。
This document is issued by the Company subject to its General Conditions of Service printed overleaf, available on request or accessible at http://www.sgs.com.tw/Terms-and-Conditions and for electronic format documents, subject to Terms and Conditions for Electronic Documents at http://www.sgs.com.tw/Terms-and-Conditions. Attention is drawn to the limitation of liability, indemnification and jurisdiction issues defined therein. Any holder of this document is advised that information contained hereon reflects the Company's findings at the time of its intervention only and within the limits of Client's instructions, if any. The Company's sole responsibility is to its Client and this document does not exonerate parties to a transaction from exercising all their rights and obligations under the transaction documents. This document cannot be reproduced except in full, without prior written approval of the Company. Any unauthorized alteration, forgery or falsification of the content or appearance of this document is unlawful and offenders may be prosecuted to the fullest extent of the law.

4.4 The composition of the tissue simulating liquid:

Simulating Liquids for 600 MHz -10 GHz, Manufactured by SPEAG:

Broad-band head tissue simulating liquids	SPEAG Product	Frequency range (MHz)	Main Ingredients
	HBBL600-10000V6	600 - 10000	Water, Oil

4.5 System check

The microwave circuit arrangement for system check is sketched in below. The daily system accuracy verification occurs within the flat section of the SAM phantom and ELI phantom. A SAR measurement was performed to see if the measured SAR was within +/- 10% from the target SAR values.

The tests were conducted on the same days as the measurement of the DUT. The obtained results from the system accuracy verification are displayed with SAR values normalized to 1W forward power delivered to the dipole.

During the tests, the liquid depth from the center of the flat phantom to the liquid top surface was 15 cm above in all the cases. It is seen that the system is operating within its specification, as the results are within acceptable tolerance of the reference values.

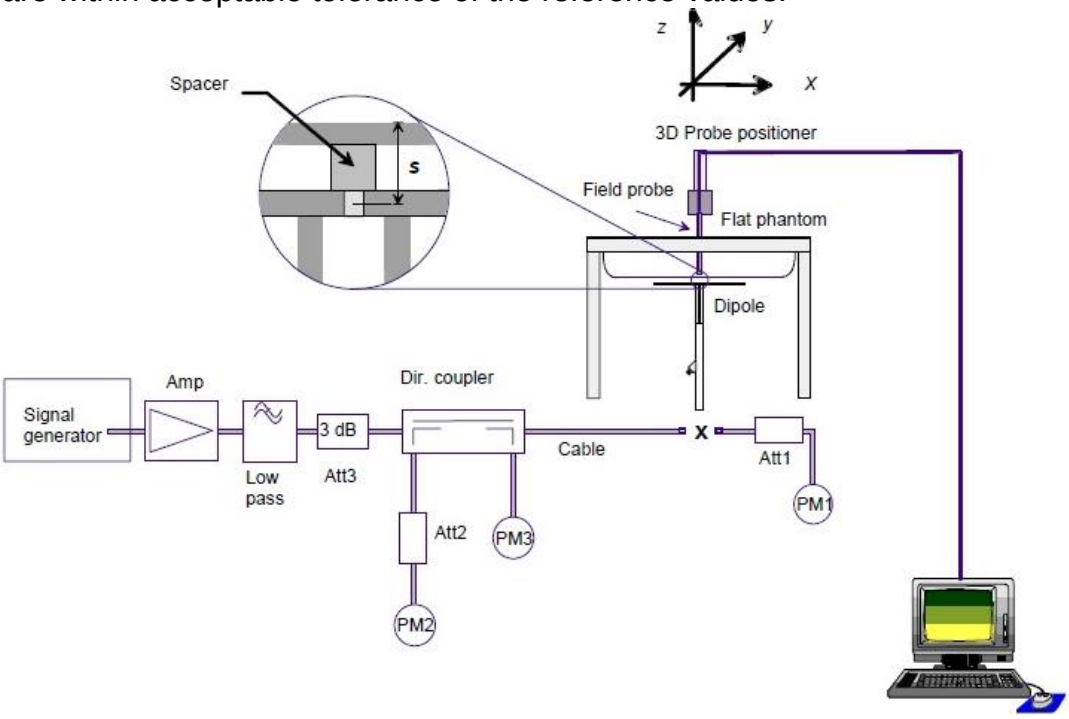

The block diagram of system check

Unless otherwise stated the results shown in this test report refer only to the sample(s) tested and such sample(s) are retained for 90 days only.
除非另有說明，此報告結果僅對測試之樣品負責，同時此樣品僅保留90天。本報告未經本公司書面許可，不可部份複製。
This document is issued by the Company subject to its General Conditions of Service printed overleaf, available on request or accessible at http://www.sgs.com.tw/Terms-and-Conditions and for electronic format documents, subject to Terms and Conditions for Electronic Documents at http://www.sgs.com.tw/Terms-and-Conditions. Attention is drawn to the limitation of liability, indemnification and jurisdiction issues defined therein. Any holder of this document is advised that information contained hereon reflects the Company's findings at the time of its intervention only and within the limits of Client's instructions, if any. The Company's sole responsibility is to its Client and this document does not exonerate parties to a transaction from exercising all their rights and obligations under the transaction documents. This document cannot be reproduced except in full, without prior written approval of the Company. Any unauthorized alteration, forgery or falsification of the content or appearance of this document is unlawful and offenders may be prosecuted to the fullest extent of the law.

4.6 System check results

Validation Kit	S/N	Frequency (MHz)	1W Target 1g-SAR (W/kg)	pin=250mW Measured 1g-SAR (W/kg)	Normalized to 1W 1g-SAR (W/kg)	Deviation (%)	Limit	Measurement Date
D2450V2	728	2450	52.7	12.9	51.6	-2.09	± 10%	Apr.21,2025
Validation Kit	S/N	Frequency (MHz)	1W Target 1g-SAR (W/kg)	pin=100mW Measured 1g-SAR (W/kg)	Normalized to 1W 1g-SAR (W/kg)	Deviation (%)	Limit	Measurement Date
D5GHzV2	1349	5250	80.9	7.88	78.8	-2.60	± 10%	Apr.22,2025
D5GHzV2	1349	5250	80.9	8.31	83.1	2.72	± 10%	Apr.23,2025
D5GHzV2	1349	5600	82.4	8.57	85.7	4.00	± 10%	Apr.22,2025
D5GHzV2	1349	5600	82.4	8.22	82.2	-0.24	± 10%	Apr.23,2025
D5GHzV2	1349	5750	80.8	8.38	83.8	3.71	± 10%	Apr.22,2025
D5GHzV2	1349	5750	80.8	7.98	79.8	-1.24	± 10%	Apr.23,2025
D5GHzV2	1349	5850	79.9	8.15	81.5	2.00	± 10%	Apr.22,2025
D5GHzV2	1349	5850	79.9	8.28	82.8	3.63	± 10%	Apr.23,2025
Validation Kit	S/N	Frequency (MHz)	1W Target 1g-SAR (W/kg)	pin=100mW Measured 1g-SAR (W/kg)	Normalized to 1W 1g-SAR (W/kg)	Deviation (%)	Limit	Measurement Date
D6.5GHzV2	1006	6500	297	29.5	295	-0.67	± 10%	Apr.24,2025
D6.5GHzV2	1006	6500	297	28.9	289	-2.69	± 10%	Apr.25,2025
D7GHzV2	1007	7000	286	29.2	292	2.10	± 10%	Apr.24,2025
D7GHzV2	1007	7000	286	27.6	276	-3.50	± 10%	Apr.25,2025

Unless otherwise stated the results shown in this test report refer only to the sample(s) tested and such sample(s) are retained for 90 days only.
除非另有說明，此報告結果僅對測試之樣品負責，同時此樣品僅保留90天。本報告未經本公司書面許可，不可部份複製。
This document is issued by the Company subject to its General Conditions of Service printed overleaf, available on request or accessible at http://www.sgs.com.tw/Terms-and-Conditions and for electronic format documents, subject to Terms and Conditions for Electronic Documents at http://www.sgs.com.tw/Terms-and-Conditions. Attention is drawn to the limitation of liability, indemnification and jurisdiction issues defined therein. Any holder of this document is advised that information contained hereon reflects the Company's findings at the time of its intervention only and within the limits of Client's instructions, if any. The Company's sole responsibility is to its Client and this document does not exonerate parties to a transaction from exercising all their rights and obligations under the transaction documents. This document cannot be reproduced except in full, without prior written approval of the Company. Any unauthorized alteration, forgery or falsification of the content or appearance of this document is unlawful and offenders may be prosecuted to the fullest extent of the law.

5 PD SYSTEM VERIFICATION

5.1 System check

The system was verified to be within ±0.66 dB of the power density targets on the calibration certificate according to the test system specification in the user's manual and calibration facility recommendation. The 0.66 dB deviation threshold represents the expanded uncertainty for system performance checks using SPEAG's mmWave verification sources. The same spatial resolution and measurement region used in the source calibration was applied during the system check.

The measured power density distribution of verification source was also confirmed through visual inspection to have no noticeable differences, both spatially (shape) and numerically (level) from the distribution provided by the manufacturer, per November 2017 TCBC Workshop Notes.



System Verification Setup Photo

Unless otherwise stated the results shown in this test report refer only to the sample(s) tested and such sample(s) are retained for 90 days only.
除非另有說明，此報告結果僅對測試之樣品負責，同時此樣品僅保留90天。本報告未經本公司書面許可，不可部份複製。
This document is issued by the Company subject to its General Conditions of Service printed overleaf, available on request or accessible at http://www.sgs.com.tw/Terms-and-Conditions and for electronic format documents, subject to Terms and Conditions for Electronic Documents at http://www.sgs.com.tw/Terms-and-Conditions. Attention is drawn to the limitation of liability, indemnification and jurisdiction issues defined therein. Any holder of this document is advised that information contained hereon reflects the Company's findings at the time of its intervention only and within the limits of Client's instructions, if any. The Company's sole responsibility is to its Client and this document does not exonerate parties to a transaction from exercising all their rights and obligations under the transaction documents. This document cannot be reproduced except in full, without prior written approval of the Company. Any unauthorized alteration, forgery or falsification of the content or appearance of this document is unlawful and offenders may be prosecuted to the fullest extent of the law.

5.2 System check result

The system was verified to be within ±0.66 dB of the power density targets on the calibration certificate according to the test system specification in the user's manual and calibration facility recommendation. The 0.66 dB deviation threshold represents the expanded uncertainty for system performance checks using SPEAG's mmWave verification sources. The same spatial resolution and measurement region used in the source calibration was applied during the system check. The measured power density distribution of verification source was also confirmed through visual inspection to have no noticeable differences, both spatially (shape) and numerically (level) from the distribution provided by the manufacturer, per November 2017 TCBC Workshop Notes.

Frequency (MHz)	PD Verification Source (MHz)	Probe S/N	DAE S/N	Distance (mm)	Prad (mW)	Measured 4cm^2 (W/m^2)	Target 4cm^2 (W/m^2)	Deviation (dB)	Date
10000	10000	9616	1336	10	93.3	62.3	56.2	0.45	Apr.26,2025

Unless otherwise stated the results shown in this test report refer only to the sample(s) tested and such sample(s) are retained for 90 days only.
除非另有說明，此報告結果僅對測試之樣品負責，同時此樣品僅保留90天。本報告未經本公司書面許可，不可部份複製。
This document is issued by the Company subject to its General Conditions of Service printed overleaf, available on request or accessible at http://www.sgs.com.tw/Terms-and-Conditions and for electronic format documents, subject to Terms and Conditions for Electronic Documents at http://www.sgs.com.tw/Terms-and-Conditions. Attention is drawn to the limitation of liability, indemnification and jurisdiction issues defined therein. Any holder of this document is advised that information contained hereon reflects the Company's findings at the time of its intervention only and within the limits of Client's instructions, if any. The Company's sole responsibility is to its Client and this document does not exonerate parties to a transaction from exercising all their rights and obligations under the transaction documents. This document cannot be reproduced except in full, without prior written approval of the Company. Any unauthorized alteration, forgery or falsification of the content or appearance of this document is unlawful and offenders may be prosecuted to the fullest extent of the law.

6 TEST CONFIGURATIONS

6.1 Test Environment

Ambient Temperature: 22±2° C
Tissue Simulating Liquid: 22±2° C

6.2 Test Note

- **General:** Measurements are performed respectively on the lowest, middle and highest channels of the operating band(s).
- **General:** The EUT is set to maximum power level during all tests, and at the beginning of each test the battery is fully charged.
- **General:** During the SAR testing, the DASY system checks power drift by comparing the e-field strength of one specific location measured at the beginning with that measured at the end of the SAR testing.
- **General:** According to KDB447498D01v06, testing of other required channels is not required when the reported 1-g SAR for the highest output channel is ≤ 0.8 W/kg, when the transmission band is ≤ 100 MHz. According to KDB865664D01v01r04, SAR measurement variability must be assessed for each frequency band. When the original highest measured SAR is ≥ 0.8 W/kg, repeated that measurement once. Perform a second repeated measurement only if the ratio of largest to smallest SAR for the original and first repeated measurements is > 1.20 or when the original or repeated measurement is ≥ 1.45 W/kg (~ 10% from the 1-g SAR limit).
- **WLAN 2.4GHz:** 802.11b DSSS SAR Test Requirements: SAR is measured for 2.4 GHz 802.11b DSSS mode using the highest measured maximum output power channel, when the reported SAR of the highest measured maximum output power channel for the exposure configuration is ≤ 0.8 W/kg, no further SAR testing is required for 802.11b DSSS in that exposure configuration. When the reported SAR is > 0.8 W/kg, SAR is required for that exposure configuration using the next highest measured output power channel. When any reported SAR is > 1.2 W/kg, SAR is required for the third channel; i.e., all channels require testing.
- **WLAN 2.4GHz:** 802.11g/n OFDM SAR Test Exclusion Requirements: SAR is not required for 802.11g/n since the highest reported SAR for DSSS is adjusted by the ratio of OFDM to DSSS specified maximum output power and the adjusted SAR is ≤ 1.2 W/kg.
- **WLAN 5GHz:** Initial Test Configuration: An initial test configuration is determined for OFDM transmission modes according to the channel bandwidth, modulation and data rate combination(s) with the highest maximum output power specified for production units in each standalone and aggregated frequency band. SAR is measured using the highest measured maximum output power channel. When the reported SAR of the initial test configuration is > 0.8 W/kg, SAR measurement is required for the subsequent next highest measured output power channel(s) in the initial test configuration until the reported SAR is ≤ 1.2 W/kg or all required channels are tested. Since the highest reported SAR for the initial test configuration is adjusted by the ratio of the subsequent test configuration to initial test configuration

Unless otherwise stated the results shown in this test report refer only to the sample(s) tested and such sample(s) are retained for 90 days only.
除非另有說明，此報告結果僅對測試之樣品負責，同時此樣品僅保留90天。本報告未經本公司書面許可，不可部份複製。
This document is issued by the Company subject to its General Conditions of Service printed overleaf, available on request or accessible at http://www.sgs.com.tw/Terms-and-Conditions and for electronic format documents, subject to Terms and Conditions for Electronic Documents at http://www.sgs.com.tw/Terms-and-Conditions. Attention is drawn to the limitation of liability, indemnification and jurisdiction issues defined therein. Any holder of this document is advised that information contained hereon reflects the Company's findings at the time of its intervention only and within the limits of Client's instructions, if any. The Company's sole responsibility is to its Client and this document does not exonerate parties to a transaction from exercising all their rights and obligations under the transaction documents. This document cannot be reproduced except in full, without prior written approval of the Company. Any unauthorized alteration, forgery or falsification of the content or appearance of this document is unlawful and offenders may be prosecuted to the fullest extent of the law.

specified maximum output power and the adjusted SAR is ≤ 1.2 W/kg, SAR is not required for subsequent test configuration.

- **WLAN 5GHz:** Based on FCC guidance, general principles of KDB248227D01 can be applied to 802.11ax to determine initial test configuration with 802.11ax being considered as the highest 802.11 mode for the appropriate frequency band.
- **WLAN 6GHz:** Per October 2020 & April 2021 TCB Workshop Interim procedures and FCC guidance, start instead with a minimum of 5 test channels across the full band, then adapt and apply conducted power and SAR test reduction procedures of KDB Pub. 248227 v02r02. WIFI 6E SAR is measured by using 6-7GHz parameters per IEC/IEEE62209-1528:2020 and report also estimated absorbed PD (for reference purposes only, not specifically for compliance). For the highest SAR test configurations also measure incident PD (total) using mmW near-field probe and total-field/power-density reconstruction method.
- **WLAN 6GHz:** Per equipment manufacturer guidance, power density was measured at d=2mm with the grid step (0.0625λ) for determining compliance at d=2mm.
- **WLAN 6GHz:** According to October 2020 TCB Workshop Interim procedures, power density results were scaled according to IEC 62479:2010 for the portion of the measurement uncertainty > 30%. Total expanded uncertainty of 2.67 dB (85%) was used to determine the psPD measurement scaling factor.
- **WLAN 6GHz:** Per FCC guidance, for simultaneous transmission evaluation, using SAR sum and SPLSR for simultaneous transmit exclusion analyses and evaluations.

Unless otherwise stated the results shown in this test report refer only to the sample(s) tested and such sample(s) are retained for 90 days only.
除非另有說明，此報告結果僅對測試之樣品負責，同時此樣品僅保留90天。本報告未經本公司書面許可，不可部份複製。
This document is issued by the Company subject to its General Conditions of Service printed overleaf, available on request or accessible at http://www.sgs.com.tw/Terms-and-Conditions and for electronic format documents, subject to Terms and Conditions for Electronic Documents at http://www.sgs.com.tw/Terms-and-Conditions. Attention is drawn to the limitation of liability, indemnification and jurisdiction issues defined therein. Any holder of this document is advised that information contained hereon reflects the Company's findings at the time of its intervention only and within the limits of Client's instructions, if any. The Company's sole responsibility is to its Client and this document does not exonerate parties to a transaction from exercising all their rights and obligations under the transaction documents. This document cannot be reproduced except in full, without prior written approval of the Company. Any unauthorized alteration, forgery or falsification of the content or appearance of this document is unlawful and offenders may be prosecuted to the fullest extent of the law.

6.3 Test position

Laptop mode SAR test position (0mm)

For laptop PC, according to KDB 616217 D04, SAR evaluation is required for the bottom surface of the keyboard. This EUT was tested in the base of EUT directly against the flat phantom. The required minimum test separation distance for incorporating transmitters and antennas into laptop computer display is determined with the display screen opened at an angle of 90° to the keyboard compartment.

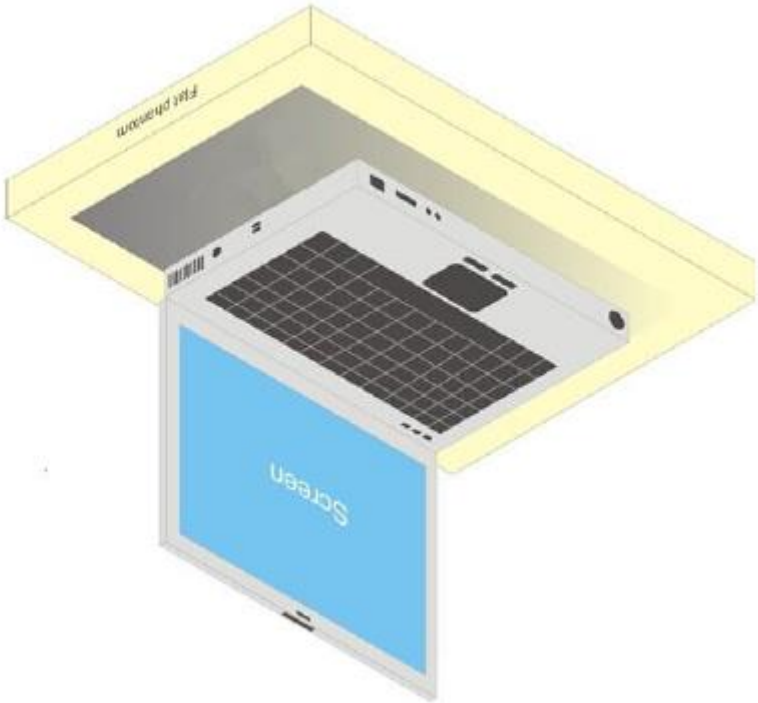

Illustration for Laptop Setup

Unless otherwise stated the results shown in this test report refer only to the sample(s) tested and such sample(s) are retained for 90 days only.
除非另有說明，此報告結果僅對測試之樣品負責，同時此樣品僅保留90天。本報告未經本公司書面許可，不可部份複製。
This document is issued by the Company subject to its General Conditions of Service printed overleaf, available on request or accessible at http://www.sgs.com.tw/Terms-and-Conditions and for electronic format documents, subject to Terms and Conditions for Electronic Documents at http://www.sgs.com.tw/Terms-and-Conditions. Attention is drawn to the limitation of liability, indemnification and jurisdiction issues defined therein. Any holder of this document is advised that information contained hereon reflects the Company's findings at the time of its intervention only and within the limits of Client's instructions, if any. The Company's sole responsibility is to its Client and this document does not exonerate parties to a transaction from exercising all their rights and obligations under the transaction documents. This document cannot be reproduced except in full, without prior written approval of the Company. Any unauthorized alteration, forgery or falsification of the content or appearance of this document is unlawful and offenders may be prosecuted to the fullest extent of the law.

6.4 Test limit

§ 2.1093(d)(1)
Applications for equipment authorization of portable RF sources subject to routine environmental evaluation must contain a statement confirming compliance with the limits specified in § 1.1310 as part of their application. Technical information showing the basis for this statement must be submitted to the Commission upon request. The SAR limits specified in § 1.1310(a) through (c) of this chapter shall be used for evaluation of portable devices transmitting in the frequency range from 100 kHz to 6 GHz. Portable devices that transmit at frequencies above 6 GHz shall be evaluated in terms of the MPE limits specified in Table 1 to § 1.1310(e)(1). A minimum separation distance applicable to the operating configurations and exposure conditions of the device shall be used for the evaluation. In general, maximum time-averaged power levels must be used for evaluation. All unlicensed personal communications service (PCS) devices and unlicensed NII devices shall be subject to the limits for general population/uncontrolled exposure.
Radiofrequency radiation exposure limits.
§ 1.1310(a)
Specific absorption rate (SAR) shall be used to evaluate the environmental impact of human exposure to radiofrequency (RF) radiation as specified in § 1.1307(b) within the frequency range of 100 kHz to 6 GHz (inclusive).
§ 1.1310(b)
The SAR limits for occupational/controlled exposure are 0.4 W/kg, as averaged over the whole body, and a peak spatial-average SAR of 8 W/kg, averaged over any 1 gram of tissue (defined as a tissue volume in the shape of a cube). Exceptions are the parts of the human body treated as extremities, such as hands, wrists, feet, ankles, and pinnae, where the peak spatial-average SAR limit for occupational/controlled exposure is 20 W/kg, averaged over any 10 grams of tissue (defined as a tissue volume in the shape of a cube). Exposure may be averaged over a time period not to exceed 6 minutes to determine compliance with occupational/controlled SAR limits.
§ 1.1310(c)
The SAR limits for general population/uncontrolled exposure are 0.08 W/kg, as averaged over the whole body, and a peak spatial-average SAR of 1.6 W/kg, averaged over any 1 gram of tissue (defined as a tissue volume in the shape of a cube). Exceptions are the parts of the human body treated as extremities, such as hands, wrists, feet, ankles, and pinnae, where the peak spatial-average SAR limit is 4 W/kg, averaged over any 10 grams of tissue (defined as a tissue volume in the shape of a cube). Exposure may be averaged over a time period not to exceed 30 minutes to determine compliance with general population/uncontrolled SAR limits.

Note to paragraphs (a) through (c):
SAR is a measure of the rate of energy absorption due to exposure to RF electromagnetic energy. These SAR limits to be used for evaluation are based generally on criteria published by the American National Standards Institute (ANSI) for localized SAR in Section 4.2 of "IEEE Standard for Safety Levels with Respect to Human Exposure to Radio Frequency Electromagnetic Fields, 3 kHz to 300 GHz," ANSI/IEEE Std C95.1-1992, copyright 1992 by the Institute of Electrical and Electronics Engineers, Inc., New York, New York 10017. These criteria for SAR evaluation are similar to those recommended by the National Council on Radiation Protection and Measurements (NCRP) in "Biological Effects and Exposure Criteria for Radiofrequency Electromagnetic Fields," NCRP Report No. 86, Section 17.4.5, copyright 1986 by NCRP, Bethesda, Maryland 20814. Limits for whole body SAR and peak spatial-average SAR are based

Unless otherwise stated the results shown in this test report refer only to the sample(s) tested and such sample(s) are retained for 90 days only.
除非另有說明，此報告結果僅對測試之樣品負責，同時此樣品僅保留90天。本報告未經本公司書面許可，不可部份複製。
This document is issued by the Company subject to its General Conditions of Service printed overleaf, available on request or accessible at http://www.sgs.com.tw/Terms-and-Conditions and for electronic format documents, subject to Terms and Conditions for Electronic Documents at http://www.sgs.com.tw/Terms-and-Conditions. Attention is drawn to the limitation of liability, indemnification and jurisdiction issues defined therein. Any holder of this document is advised that information contained hereon reflects the Company's findings at the time of its intervention only and within the limits of Client's instructions, if any. The Company's sole responsibility is to its Client and this document does not exonerate parties to a transaction from exercising all their rights and obligations under the transaction documents. This document cannot be reproduced except in full, without prior written approval of the Company. Any unauthorized alteration, forgery or falsification of the content or appearance of this document is unlawful and offenders may be prosecuted to the fullest extent of the law.

on recommendations made in both of these documents. The MPE limits in Table 1 are based generally on criteria published by the NCRP in “Biological Effects and Exposure Criteria for Radiofrequency Electromagnetic Fields,” NCRP Report No. 86, Sections 17.4.1, 17.4.1.1, 17.4.2 and 17.4.3, copyright 1986 by NCRP, Bethesda, Maryland 20814. In the frequency range from 100 MHz to 1500 MHz, these MPE exposure limits for field strength and power density are also generally based on criteria recommended by the ANSI in Section 4.1 of “IEEE Standard for Safety Levels with Respect to Human Exposure to Radio Frequency Electromagnetic Fields, 3 kHz to 300 GHz,” ANSI/IEEE Std C95.1-1992, copyright 1992 by the Institute of Electrical and Electronics Engineers, Inc., New York, New York 10017.

Portable devices that transmit at frequencies above 6 GHz shall be evaluated in terms of the MPE limits specified in Table 1 to § 1.1310(e)(1).
According to ANSI/IEEE C95.1-1992, the criteria listed in the following Table shall be used to evaluate the environmental impact of human exposure to radio frequency (RF) radiation as specified in §1.1310.
Peak Spatially Averaged Power Density was evaluated over a circular area of 4cm2 per interim FCC Guidance for near-field power density evaluations per October 2018 TCB Workshop notes

Unless otherwise stated the results shown in this test report refer only to the sample(s) tested and such sample(s) are retained for 90 days only.
除非另有說明，此報告結果僅對測試之樣品負責，同時此樣品僅保留90天。本報告未經本公司書面許可，不可部份複製。
This document is issued by the Company subject to its General Conditions of Service printed overleaf, available on request or accessible at http://www.sgs.com.tw/Terms-and-Conditions and for electronic format documents, subject to Terms and Conditions for Electronic Documents at http://www.sgs.com.tw/Terms-and-Conditions. Attention is drawn to the limitation of liability, indemnification and jurisdiction issues defined therein. Any holder of this document is advised that information contained hereon reflects the Company's findings at the time of its intervention only and within the limits of Client's instructions, if any. The Company's sole responsibility is to its Client and this document does not exonerate parties to a transaction from exercising all their rights and obligations under the transaction documents. This document cannot be reproduced except in full, without prior written approval of the Company. Any unauthorized alteration, forgery or falsification of the content or appearance of this document is unlawful and offenders may be prosecuted to the fullest extent of the law.

Frequency range (MHz)	Electric field strength (V/m)	Magnetic field strength (A/m)	Power density (mW/cm^2)	Averaging time (minutes)
(i) Limits for Occupational/Controlled Exposure				
0.3-3.0	614	1.63	*(100)	≤6
3.0-30	1842/f	4.89/f	*($900/f^2$)	<6
30-300	61.4	0.163	1.0	<6
300-1,500			f/300	<6
1,500-100,000			5	<6
(ii) Limits for General Population/Uncontrolled Exposure				
0.3-1.34	614	1.63	*(100)	<30
1.34-30	824/f	2.19/f	*($180/f^2$)	<30
30-300	27.5	0.073	0.2	<30
300-1,500			f/1500	<30
1,500-100,000			1.0	<30

f = frequency in MHz. * = Plane-wave equivalent power density.
Table 1 to § 1.1310(e)(1) - Limits for Maximum Permissible Exposure (MPE)

Unless otherwise stated the results shown in this test report refer only to the sample(s) tested and such sample(s) are retained for 90 days only.
除非另有說明，此報告結果僅對測試之樣品負責，同時此樣品僅保留90天。本報告未經本公司書面許可，不可部份複製。
This document is issued by the Company subject to its General Conditions of Service printed overleaf, available on request or accessible at http://www.sgs.com.tw/Terms-and-Conditions and for electronic format documents, subject to Terms and Conditions for Electronic Documents at http://www.sgs.com.tw/Terms-and-Conditions. Attention is drawn to the limitation of liability, indemnification and jurisdiction issues defined therein. Any holder of this document is advised that information contained hereon reflects the Company's findings at the time of its intervention only and within the limits of Client's instructions, if any. The Company's sole responsibility is to its Client and this document does not exonerate parties to a transaction from exercising all their rights and obligations under the transaction documents. This document cannot be reproduced except in full, without prior written approval of the Company. Any unauthorized alteration, forgery or falsification of the content or appearance of this document is unlawful and offenders may be prosecuted to the fullest extent of the law.

7 MAXIMUM OUTPUT POWER

7.1 WLAN

MIMO

Main						
Band	Mode	Channel	Frequency (MHz)	Data Rate	Max. Rated Avg. Power + Max. Tolerance (dBm)	Average power (dBm)
2.45GHz	802.11b	1	2412	1Mbps	15.00	14.97
		6	2437		15.00	14.93
		11	2462		15.00	14.96
	802.11g	1	2412	6Mbps	15.00	14.85
		6	2437		15.00	14.76
		11	2462		15.00	14.79
	802.11n20-HT0	1	2412	MCS0	15.00	14.82
		6	2437		15.00	14.77
		11	2462		15.00	14.82
	802.11ac20-VHT0	1	2412	MCS0	15.00	14.81
		6	2437		15.00	14.84
		11	2462		15.00	14.79
	802.11ax20-HE0	1	2412	MCS0	15.00	14.78
		6	2437		15.00	14.85
		11	2462		15.00	14.77
	802.11be20-EHT0	1	2412	MCS0	15.00	14.85
		6	2437		15.00	14.81
		11	2462		15.00	14.79
	802.11n40-HT0	3	2422	MCS0	14.87	14.30
		6	2437		15.00	14.85
		9	2452		14.26	13.67
	802.11ac40-VHT0	3	2422	MCS0	14.87	14.22
		6	2437		15.00	14.83
		9	2452		14.26	13.68
	802.11ax40-HE0	3	2422	MCS0	14.87	14.48
		6	2437		15.00	14.81
		9	2452		14.26	13.84
	802.11be40-EHT0	3	2422	MCS0	14.87	14.42
		6	2437		15.00	14.80
		9	2452		14.26	13.76

Unless otherwise stated the results shown in this test report refer only to the sample(s) tested and such sample(s) are retained for 90 days only.
除非另有說明，此報告結果僅對測試之樣品負責，同時此樣品僅保留90天。本報告未經本公司書面許可，不可部份複製。
This document is issued by the Company subject to its General Conditions of Service printed overleaf, available on request or accessible at http://www.sgs.com.tw/Terms-and-Conditions and for electronic format documents, subject to Terms and Conditions for Electronic Documents at http://www.sgs.com.tw/Terms-and-Conditions. Attention is drawn to the limitation of liability, indemnification and jurisdiction issues defined therein. Any holder of this document is advised that information contained hereon reflects the Company's findings at the time of its intervention only and within the limits of Client's instructions, if any. The Company's sole responsibility is to its Client and this document does not exonerate parties to a transaction from exercising all their rights and obligations under the transaction documents. This document cannot be reproduced except in full, without prior written approval of the Company. Any unauthorized alteration, forgery or falsification of the content or appearance of this document is unlawful and offenders may be prosecuted to the fullest extent of the law.

Main						
Band	Mode	Channel	Frequency (MHz)	Data Rate	Max. Rated Avg. Power + Max. Tolerance (dBm)	Average power (dBm)
5.15-5.25 GHz	802.11a	36	5180	6Mbps	12.50	12.40
		40	5200		12.50	12.41
		44	5220		12.50	12.39
		48	5240		12.50	12.33
	802.11n20-HT0	36	5180	MCS0	12.50	12.41
		40	5200		12.50	12.38
		44	5220		12.50	12.37
		48	5240		12.50	12.34
	802.11ac20-VHT0	36	5180	MCS0	12.50	12.35
		40	5200		12.50	12.40
		44	5220		12.50	12.40
		48	5240		12.50	12.42
	802.11ax20-HE0	36	5180	MCS0	12.50	12.41
		40	5200		12.50	12.42
		44	5220		12.50	12.35
		48	5240		12.50	12.36
	802.11be20-EHT0	36	5180	MCS0	12.50	12.33
		40	5200		12.50	12.40
		44	5220		12.50	12.34
		48	5240		12.50	12.41
	802.11n40-HT0	38	5190	MCS0	12.50	12.37
		46	5230		12.50	12.42
	802.11ac40-VHT0	38	5190	MCS0	12.50	12.36
		46	5230		12.50	12.36
	802.11ax40-HE0	38	5190	MCS0	12.50	12.35
		46	5230		12.50	12.41
	802.11be40-EHT0	38	5190	MCS0	12.50	12.39
		46	5230		12.50	12.41
	802.11ac80-VHT0	42	5210	MCS0	12.50	12.49
	802.11ax80-HE0	42	5210	MCS0	12.50	12.33
	802.11be80-EHT0	42	5210	MCS0	12.50	12.42
	802.11ac160-VHT0	50	5250	MCS0	11.96	11.81
	802.11ax160-HE0	50	5250	MCS0	11.96	11.83
	802.11be160-EHT0	50	5250	MCS0	11.96	11.88

Unless otherwise stated the results shown in this test report refer only to the sample(s) tested and such sample(s) are retained for 90 days only.
除非另有說明，此報告結果僅對測試之樣品負責，同時此樣品僅保留90天。本報告未經本公司書面許可，不可部份複製。
This document is issued by the Company subject to its General Conditions of Service printed overleaf, available on request or accessible at http://www.sgs.com.tw/Terms-and-Conditions and for electronic format documents, subject to Terms and Conditions for Electronic Documents at http://www.sgs.com.tw/Terms-and-Conditions. Attention is drawn to the limitation of liability, indemnification and jurisdiction issues defined therein. Any holder of this document is advised that information contained hereon reflects the Company's findings at the time of its intervention only and within the limits of Client's instructions, if any. The Company's sole responsibility is to its Client and this document does not exonerate parties to a transaction from exercising all their rights and obligations under the transaction documents. This document cannot be reproduced except in full, without prior written approval of the Company. Any unauthorized alteration, forgery or falsification of the content or appearance of this document is unlawful and offenders may be prosecuted to the fullest extent of the law.

Main						
Band	Mode	Channel	Frequency (MHz)	Data Rate	Max. Rated Avg. Power + Max. Tolerance (dBm)	Average power (dBm)
5.25-5.35 GHz	802.11a	52	5260	6Mbps	12.50	12.33
		56	5280		12.50	12.37
		60	5300		12.50	12.37
		64	5320		12.50	12.38
	802.11n20-HT0	52	5260	MCS0	12.50	12.36
		56	5280		12.50	12.33
		60	5300		12.50	12.39
		64	5320		12.50	12.35
	802.11ac20-VHT0	52	5260	MCS0	12.50	12.35
		56	5280		12.50	12.37
		60	5300		12.50	12.36
		64	5320		12.50	12.38
	802.11ax20-HE0	52	5260	MCS0	12.50	12.39
		56	5280		12.50	12.37
		60	5300		12.50	12.39
		64	5320		12.50	12.39
	802.11be20-EHT0	52	5260	MCS0	12.50	12.42
		56	5280		12.50	12.34
		60	5300		12.50	12.34
		64	5320		12.50	12.40
	802.11n40-HT0	54	5270	MCS0	12.50	12.41
		62	5310		12.50	12.35
	802.11ac40-VHT0	54	5270	MCS0	12.50	12.33
		62	5310		12.50	12.36
	802.11ax40-HE0	54	5270	MCS0	12.50	12.41
		62	5310		12.50	12.38
	802.11be40-EHT0	54	5270	MCS0	12.50	12.40
		62	5310		12.50	12.33
	802.11ac80-VHT0	58	5290	MCS0	12.50	12.48
	802.11ax80-HE0	58	5290	MCS0	12.50	12.42
	802.11be80-EHT0	58	5290	MCS0	12.50	12.37

Unless otherwise stated the results shown in this test report refer only to the sample(s) tested and such sample(s) are retained for 90 days only.
除非另有說明，此報告結果僅對測試之樣品負責，同時此樣品僅保留90天。本報告未經本公司書面許可，不可部份複製。
This document is issued by the Company subject to its General Conditions of Service printed overleaf, available on request or accessible at http://www.sgs.com.tw/Terms-and-Conditions and for electronic format documents, subject to Terms and Conditions for Electronic Documents at http://www.sgs.com.tw/Terms-and-Conditions. Attention is drawn to the limitation of liability, indemnification and jurisdiction issues defined therein. Any holder of this document is advised that information contained hereon reflects the Company's findings at the time of its intervention only and within the limits of Client's instructions, if any. The Company's sole responsibility is to its Client and this document does not exonerate parties to a transaction from exercising all their rights and obligations under the transaction documents. This document cannot be reproduced except in full, without prior written approval of the Company. Any unauthorized alteration, forgery or falsification of the content or appearance of this document is unlawful and offenders may be prosecuted to the fullest extent of the law.

Main						
Band	Mode	Channel	Frequency (MHz)	Data Rate	Max. Rated Avg. Power + Max. Tolerance (dBm)	Average power (dBm)
5.6GHz	802.11a	100	5500	6Mbps	12.50	12.34
		120	5600		12.50	12.42
		140	5700		12.50	12.33
		144	5720		12.50	12.36
	802.11n20-HT0	100	5500	MCS0	12.50	12.41
		120	5600		12.50	12.36
		140	5700		12.50	12.40
		144	5720		12.50	12.41
	802.11ac20-VHT0	100	5500	MCS0	12.50	12.36
		120	5600		12.50	12.40
		140	5700		12.50	12.42
		144	5720		12.50	12.36
	802.11ax20-HE0	100	5500	MCS0	12.50	12.38
		120	5600		12.50	12.38
		140	5700		12.50	12.37
		144	5720		12.50	12.33
	802.11be20-EHT0	100	5500	MCS0	12.50	12.39
		120	5600		12.50	12.37
		140	5700		12.50	12.38
		144	5720		12.50	12.35
	802.11n40-HT0	102	5510	MCS0	12.50	12.36
		118	5590		12.50	12.39
		134	5670		12.50	12.42
		142	5710		12.50	12.33
	802.11ac40-VHT0	102	5510	MCS0	12.50	12.35
		118	5590		12.50	12.37
		134	5670		12.50	12.35
		142	5710		12.50	12.38
	802.11ax40-HE0	102	5510	MCS0	12.50	12.33
		118	5590		12.50	12.38
		134	5670		12.50	12.33
		142	5710		12.50	12.38
	802.11be40-EHT0	102	5510	MCS0	12.50	12.34
		118	5590		12.50	12.38
		134	5670		12.50	12.41
		142	5710		12.50	12.41
	802.11ac80-VHT0	106	5530	MCS0	12.50	12.42
		122	5610		12.50	12.41
		138	5690		12.50	12.47
	802.11ax80-HE0	106	5530	MCS0	12.50	12.42
		122	5610		12.50	12.41
		138	5690		12.50	12.36
	802.11be80-EHT0	106	5530	MCS0	12.50	12.35
		122	5610		12.50	12.36
		138	5690		12.50	12.39
	802.11ac160-VHT0	114	5570	MCS0	12.13	12.02
	802.11ax160-HE0	114	5570	MCS0	12.13	11.96
	802.11be160-EHT0	114	5570	MCS0	12.13	11.96

Unless otherwise stated the results shown in this test report refer only to the sample(s) tested and such sample(s) are retained for 90 days only.
除非另有說明，此報告結果僅對測試之樣品負責，同時此樣品僅保留90天。本報告未經本公司書面許可，不可部份複製。
This document is issued by the Company subject to its General Conditions of Service printed overleaf, available on request or accessible at http://www.sgs.com.tw/Terms-and-Conditions and for electronic format documents, subject to Terms and Conditions for Electronic Documents at http://www.sgs.com.tw/Terms-and-Conditions. Attention is drawn to the limitation of liability, indemnification and jurisdiction issues defined therein. Any holder of this document is advised that information contained hereon reflects the Company's findings at the time of its intervention only and within the limits of Client's instructions, if any. The Company's sole responsibility is to its Client and this document does not exonerate parties to a transaction from exercising all their rights and obligations under the transaction documents. This document cannot be reproduced except in full, without prior written approval of the Company. Any unauthorized alteration, forgery or falsification of the content or appearance of this document is unlawful and offenders may be prosecuted to the fullest extent of the law.

Main						
Band	Mode	Channel	Frequency (MHz)	Data Rate	Max. Rated Avg. Power + Max. Tolerance (dBm)	Average power (dBm)
5.8GHz	802.11a	149	5745	6Mbps	12.50	12.33
		157	5785		12.50	12.41
		165	5825		12.50	12.40
	802.11n20-HT0	149	5745	MCS0	12.50	12.34
		157	5785		12.50	12.35
		165	5825		12.50	12.40
	802.11ac20-VHT0	149	5745	MCS0	12.50	12.40
		157	5785		12.50	12.36
		165	5825		12.50	12.34
	802.11ax20-HE0	149	5745	MCS0	12.50	12.34
		157	5785		12.50	12.39
		165	5825		12.50	12.35
	802.11be20-EHT0	149	5745	MCS0	12.50	12.38
		157	5785		12.50	12.34
		165	5825		12.50	12.36
	802.11n40-HT0	151	5755	MCS0	12.50	12.40
		159	5795		12.50	12.41
	802.11ac40-VHT0	151	5755	MCS0	12.50	12.36
		159	5795		12.50	12.34
	802.11ax40-HE0	151	5755	MCS0	12.50	12.39
		159	5795		12.50	12.39
	802.11be40-EHT0	151	5755	MCS0	12.50	12.40
		159	5795		12.50	12.39
	802.11ac80-VHT0	155	5775	MCS0	12.50	12.47
	802.11ax80-HE0	155	5775	MCS0	12.50	12.42
	802.11be80-EHT0	155	5775	MCS0	12.50	12.35

Unless otherwise stated the results shown in this test report refer only to the sample(s) tested and such sample(s) are retained for 90 days only.
除非另有說明，此報告結果僅對測試之樣品負責，同時此樣品僅保留90天。本報告未經本公司書面許可，不可部份複製。
This document is issued by the Company subject to its General Conditions of Service printed overleaf, available on request or accessible at http://www.sgs.com.tw/Terms-and-Conditions and for electronic format documents, subject to Terms and Conditions for Electronic Documents at http://www.sgs.com.tw/Terms-and-Conditions. Attention is drawn to the limitation of liability, indemnification and jurisdiction issues defined therein. Any holder of this document is advised that information contained hereon reflects the Company's findings at the time of its intervention only and within the limits of Client's instructions, if any. The Company's sole responsibility is to its Client and this document does not exonerate parties to a transaction from exercising all their rights and obligations under the transaction documents. This document cannot be reproduced except in full, without prior written approval of the Company. Any unauthorized alteration, forgery or falsification of the content or appearance of this document is unlawful and offenders may be prosecuted to the fullest extent of the law.

Main						
Band	Mode	Channel	Frequency (MHz)	Data Rate	Max. Rated Avg. Power + Max. Tolerance (dBm)	Average power (dBm)
5.9GHz	802.11a	169	5845	6Mbps	12.50	12.42
		173	5865		12.50	12.39
		177	5885		12.50	12.33
	802.11n20-HT0	169	5845	MCS0	12.50	12.35
		173	5865		12.50	12.39
		177	5885		12.50	12.36
	802.11ac20-VHT0	169	5845	MCS0	12.50	12.39
		173	5865		12.50	12.33
		177	5885		12.50	12.31
	802.11ax20-HE0	169	5845	MCS0	12.50	12.40
		173	5865		12.50	12.42
		177	5885		12.50	12.39
	802.11be20-EHT0	169	5845	MCS0	12.50	12.42
		173	5865		12.50	12.35
		177	5885		12.50	12.40
	802.11n40-HT0	167	5835	MCS0	12.50	12.40
		175	5875		12.50	12.33
	802.11ac40-VHT0	167	5835	MCS0	12.50	12.40
		175	5875		12.50	12.38
	802.11ax40-HE0	167	5835	MCS0	12.50	12.35
		175	5875		12.50	12.41
	802.11be40-EHT0	167	5835	MCS0	12.50	12.36
		175	5875		12.50	12.41
	802.11ac80-VHT0	171	5855	MCS0	12.50	12.42
	802.11ax80-HE0	171	5855	MCS0	12.50	12.37
	802.11be80-EHT0	171	5855	MCS0	12.50	12.33
	802.11ac160-VHT0	163	5815	MCS0	12.50	12.47
	802.11ax160-HE0	163	5815	MCS0	12.50	12.38
	802.11be160-EHT0	163	5815	MCS0	12.50	12.34

Unless otherwise stated the results shown in this test report refer only to the sample(s) tested and such sample(s) are retained for 90 days only.
除非另有說明，此報告結果僅對測試之樣品負責，同時此樣品僅保留90天。本報告未經本公司書面許可，不可部份複製。
This document is issued by the Company subject to its General Conditions of Service printed overleaf, available on request or accessible at http://www.sgs.com.tw/Terms-and-Conditions and for electronic format documents, subject to Terms and Conditions for Electronic Documents at http://www.sgs.com.tw/Terms-and-Conditions. Attention is drawn to the limitation of liability, indemnification and jurisdiction issues defined therein. Any holder of this document is advised that information contained hereon reflects the Company's findings at the time of its intervention only and within the limits of Client's instructions, if any. The Company's sole responsibility is to its Client and this document does not exonerate parties to a transaction from exercising all their rights and obligations under the transaction documents. This document cannot be reproduced except in full, without prior written approval of the Company. Any unauthorized alteration, forgery or falsification of the content or appearance of this document is unlawful and offenders may be prosecuted to the fullest extent of the law.

Aux						
Band	Mode	Channel	Frequency (MHz)	Data Rate	Max. Rated Avg. Power + Max. Tolerance (dBm)	Average power (dBm)
2.45GHz	802.11b	1	2412	1Mbps	15.50	14.80
		6	2437		15.50	14.90
		11	2462		15.50	14.77
	802.11g	1	2412	6Mbps	15.50	14.75
		6	2437		15.50	14.74
		11	2462		15.50	14.68
	802.11n20-HT0	1	2412	MCS0	15.50	14.72
		6	2437		15.50	14.66
		11	2462		15.50	14.74
	802.11ac20-VHT0	1	2412	MCS0	15.50	14.67
		6	2437		15.50	14.70
		11	2462		15.50	14.69
	802.11ax20-HE0	1	2412	MCS0	15.50	14.73
		6	2437		15.50	14.73
		11	2462		15.50	14.67
	802.11be20-EHT0	1	2412	MCS0	15.50	14.72
		6	2437		15.50	14.71
		11	2462		15.50	14.72
	802.11n40-HT0	3	2422	MCS0	15.04	14.70
		6	2437		15.50	14.68
		9	2452		14.58	14.28
	802.11ac40-VHT0	3	2422	MCS0	15.04	14.72
		6	2437		15.50	14.70
		9	2452		14.58	14.25
	802.11ax40-HE0	3	2422	MCS0	15.04	14.82
		6	2437		15.50	14.69
		9	2452		14.58	14.42
	802.11be40-EHT0	3	2422	MCS0	15.04	14.77
		6	2437		15.50	14.72
		9	2452		14.58	14.23

Unless otherwise stated the results shown in this test report refer only to the sample(s) tested and such sample(s) are retained for 90 days only.
除非另有說明，此報告結果僅對測試之樣品負責，同時此樣品僅保留90天。本報告未經本公司書面許可，不可部份複製。
This document is issued by the Company subject to its General Conditions of Service printed overleaf, available on request or accessible at http://www.sgs.com.tw/Terms-and-Conditions and for electronic format documents, subject to Terms and Conditions for Electronic Documents at http://www.sgs.com.tw/Terms-and-Conditions. Attention is drawn to the limitation of liability, indemnification and jurisdiction issues defined therein. Any holder of this document is advised that information contained hereon reflects the Company's findings at the time of its intervention only and within the limits of Client's instructions, if any. The Company's sole responsibility is to its Client and this document does not exonerate parties to a transaction from exercising all their rights and obligations under the transaction documents. This document cannot be reproduced except in full, without prior written approval of the Company. Any unauthorized alteration, forgery or falsification of the content or appearance of this document is unlawful and offenders may be prosecuted to the fullest extent of the law.

Aux						
Band	Mode	Channel	Frequency (MHz)	Data Rate	Max. Rated Avg. Power + Max. Tolerance (dBm)	Average power (dBm)
5.15-5.25 GHz	802.11a	36	5180	6Mbps	13.50	12.77
		40	5200		13.50	12.70
		44	5220		13.50	12.76
		48	5240		13.50	12.71
	802.11n20-HT0	36	5180	MCS0	13.50	12.70
		40	5200		13.50	12.73
		44	5220		13.50	12.74
		48	5240		13.50	12.70
	802.11ac20-VHT0	36	5180	MCS0	13.50	12.78
		40	5200		13.50	12.77
		44	5220		13.50	12.72
		48	5240		13.50	12.69
	802.11ax20-HE0	36	5180	MCS0	13.50	12.75
		40	5200		13.50	12.75
		44	5220		13.50	12.72
		48	5240		13.50	12.73
	802.11be20-EHT0	36	5180	MCS0	13.50	12.72
		40	5200		13.50	12.78
		44	5220		13.50	12.70
		48	5240		13.50	12.76
	802.11n40-HT0	38	5190	MCS0	13.50	12.72
		46	5230		13.50	12.78
	802.11ac40-VHT0	38	5190	MCS0	13.50	12.75
		46	5230		13.50	12.70
	802.11ax40-HE0	38	5190	MCS0	13.50	12.74
		46	5230		13.50	12.73
	802.11be40-EHT0	38	5190	MCS0	13.50	12.78
		46	5230		13.50	12.76
	802.11ac80-VHT0	42	5210	MCS0	13.50	12.87
	802.11ax80-HE0	42	5210	MCS0	13.50	12.81
	802.11be80-EHT0	42	5210	MCS0	13.50	12.73
	802.11ac160-VHT0	50	5250	MCS0	12.65	11.91
	802.11ax160-HE0	50	5250	MCS0	12.65	11.85
	802.11be160-EHT0	50	5250	MCS0	12.65	11.92

Unless otherwise stated the results shown in this test report refer only to the sample(s) tested and such sample(s) are retained for 90 days only.
除非另有說明，此報告結果僅對測試之樣品負責，同時此樣品僅保留90天。本報告未經本公司書面許可，不可部份複製。
This document is issued by the Company subject to its General Conditions of Service printed overleaf, available on request or accessible at http://www.sgs.com.tw/Terms-and-Conditions and for electronic format documents, subject to Terms and Conditions for Electronic Documents at http://www.sgs.com.tw/Terms-and-Conditions. Attention is drawn to the limitation of liability, indemnification and jurisdiction issues defined therein. Any holder of this document is advised that information contained hereon reflects the Company's findings at the time of its intervention only and within the limits of Client's instructions, if any. The Company's sole responsibility is to its Client and this document does not exonerate parties to a transaction from exercising all their rights and obligations under the transaction documents. This document cannot be reproduced except in full, without prior written approval of the Company. Any unauthorized alteration, forgery or falsification of the content or appearance of this document is unlawful and offenders may be prosecuted to the fullest extent of the law.

Aux						
Band	Mode	Channel	Frequency (MHz)	Data Rate	Max. Rated Avg. Power + Max. Tolerance (dBm)	Average power (dBm)
5.25-5.35 GHz	802.11a	52	5260	6Mbps	13.50	12.78
		56	5280		13.50	12.71
		60	5300		13.50	12.73
		64	5320		13.50	12.79
	802.11n20-HT0	52	5260	MCS0	13.50	12.73
		56	5280		13.50	12.75
		60	5300		13.50	12.77
		64	5320		13.50	12.71
	802.11ac20-VHT0	52	5260	MCS0	13.50	12.71
		56	5280		13.50	12.79
		60	5300		13.50	12.74
		64	5320		13.50	12.76
	802.11ax20-HE0	52	5260	MCS0	13.50	12.72
		56	5280		13.50	12.76
		60	5300		13.50	12.78
		64	5320		13.50	12.79
	802.11be20-EHT0	52	5260	MCS0	13.50	12.70
		56	5280		13.50	12.75
		60	5300		13.50	12.70
		64	5320		13.50	12.75
	802.11n40-HT0	54	5270	MCS0	13.50	12.75
		62	5310		13.50	12.70
	802.11ac40-VHT0	54	5270	MCS0	13.50	12.77
		62	5310		13.50	12.72
	802.11ax40-HE0	54	5270	MCS0	13.50	12.78
		62	5310		13.50	12.71
	802.11be40-EHT0	54	5270	MCS0	13.50	12.78
		62	5310		13.50	12.79
	802.11ac80-VHT0	58	5290	MCS0	13.50	12.87
	802.11ax80-HE0	58	5290	MCS0	13.50	12.80
	802.11be80-EHT0	58	5290	MCS0	13.50	12.73

Unless otherwise stated the results shown in this test report refer only to the sample(s) tested and such sample(s) are retained for 90 days only.
除非另有說明，此報告結果僅對測試之樣品負責，同時此樣品僅保留90天。本報告未經本公司書面許可，不可部份複製。
This document is issued by the Company subject to its General Conditions of Service printed overleaf, available on request or accessible at http://www.sgs.com.tw/Terms-and-Conditions and for electronic format documents, subject to Terms and Conditions for Electronic Documents at http://www.sgs.com.tw/Terms-and-Conditions. Attention is drawn to the limitation of liability, indemnification and jurisdiction issues defined therein. Any holder of this document is advised that information contained hereon reflects the Company's findings at the time of its intervention only and within the limits of Client's instructions, if any. The Company's sole responsibility is to its Client and this document does not exonerate parties to a transaction from exercising all their rights and obligations under the transaction documents. This document cannot be reproduced except in full, without prior written approval of the Company. Any unauthorized alteration, forgery or falsification of the content or appearance of this document is unlawful and offenders may be prosecuted to the fullest extent of the law.

Aux						
Band	Mode	Channel	Frequency (MHz)	Data Rate	Max. Rated Avg. Power + Max. Tolerance (dBm)	Average power (dBm)
5.6GHz	802.11a	100	5500	6Mbps	13.50	13.23
		120	5600		13.50	13.20
		140	5700		13.50	13.19
		144	5720		13.50	13.25
	802.11n20-HT0	100	5500	MCS0	13.50	13.21
		120	5600		13.50	13.19
		140	5700		13.50	13.23
		144	5720		13.50	13.25
	802.11ac20-VHT0	100	5500	MCS0	13.50	13.18
		120	5600		13.50	13.22
		140	5700		13.50	13.18
		144	5720		13.50	13.20
	802.11ax20-HE0	100	5500	MCS0	13.50	13.21
		120	5600		13.50	13.22
		140	5700		13.50	13.27
		144	5720		13.50	13.27
	802.11be20-EHT0	100	5500	MCS0	13.50	13.20
		120	5600		13.50	13.26
		140	5700		13.50	13.19
		144	5720		13.50	13.21
	802.11n40-HT0	102	5510	MCS0	13.50	13.19
		118	5590		13.50	13.26
		134	5670		13.50	13.27
		142	5710		13.50	13.19
	802.11ac40-VHT0	102	5510	MCS0	13.50	13.21
		118	5590		13.50	13.27
		134	5670		13.50	13.18
		142	5710		13.50	13.24
	802.11ax40-HE0	102	5510	MCS0	13.50	13.22
		118	5590		13.50	13.24
		134	5670		13.50	13.19
		142	5710		13.50	13.21
	802.11be40-EHT0	102	5510	MCS0	13.50	13.19
		118	5590		13.50	13.18
		134	5670		13.50	13.24
		142	5710		13.50	13.22
	802.11ac80-VHT0	106	5530	MCS0	13.50	13.49
		122	5610		13.50	13.39
		138	5690		13.50	13.46
	802.11ax80-HE0	106	5530	MCS0	13.50	13.20
		122	5610		13.50	13.18
		138	5690		13.50	13.21
	802.11be80-EHT0	106	5530	MCS0	13.50	13.18
		122	5610		13.50	13.20
		138	5690		13.50	13.23
	802.11ac160-VHT0	114	5570	MCS0	12.79	12.55
	802.11ax160-HE0	114	5570	MCS0	12.79	12.48
	802.11be160-EHT0	114	5570	MCS0	12.79	12.53

Unless otherwise stated the results shown in this test report refer only to the sample(s) tested and such sample(s) are retained for 90 days only.
除非另有說明，此報告結果僅對測試之樣品負責，同時此樣品僅保留90天。本報告未經本公司書面許可，不可部份複製。
This document is issued by the Company subject to its General Conditions of Service printed overleaf, available on request or accessible at http://www.sgs.com.tw/Terms-and-Conditions and for electronic format documents, subject to Terms and Conditions for Electronic Documents at http://www.sgs.com.tw/Terms-and-Conditions. Attention is drawn to the limitation of liability, indemnification and jurisdiction issues defined therein. Any holder of this document is advised that information contained hereon reflects the Company's findings at the time of its intervention only and within the limits of Client's instructions, if any. The Company's sole responsibility is to its Client and this document does not exonerate parties to a transaction from exercising all their rights and obligations under the transaction documents. This document cannot be reproduced except in full, without prior written approval of the Company. Any unauthorized alteration, forgery or falsification of the content or appearance of this document is unlawful and offenders may be prosecuted to the fullest extent of the law.

Aux						
Band	Mode	Channel	Frequency (MHz)	Data Rate	Max. Rated Avg. Power + Max. Tolerance (dBm)	Average power (dBm)
5.8GHz	802.11a	149	5745	6Mbps	13.50	13.34
		157	5785		13.50	13.31
		165	5825		13.50	13.35
	802.11n20-HT0	149	5745	MCS0	13.50	13.34
		157	5785		13.50	13.28
		165	5825		13.50	13.37
	802.11ac20-VHT0	149	5745	MCS0	13.50	13.34
		157	5785		13.50	13.35
		165	5825		13.50	13.31
	802.11ax20-HE0	149	5745	MCS0	13.50	13.32
		157	5785		13.50	13.30
		165	5825		13.50	13.28
	802.11be20-EHT0	149	5745	MCS0	13.50	13.29
		157	5785		13.50	13.35
		165	5825		13.50	13.37
	802.11n40-HT0	151	5755	MCS0	13.50	13.36
		159	5795		13.50	13.33
	802.11ac40-VHT0	151	5755	MCS0	13.50	13.35
		159	5795		13.50	13.37
	802.11ax40-HE0	151	5755	MCS0	13.50	13.37
		159	5795		13.50	13.35
	802.11be40-EHT0	151	5755	MCS0	13.50	13.36
		159	5795		13.50	13.37
	802.11ac80-VHT0	155	5775	MCS0	13.50	13.41
	802.11ax80-HE0	155	5775	MCS0	13.50	13.32
	802.11be80-EHT0	155	5775	MCS0	13.50	13.33

Unless otherwise stated the results shown in this test report refer only to the sample(s) tested and such sample(s) are retained for 90 days only.
除非另有說明，此報告結果僅對測試之樣品負責，同時此樣品僅保留90天。本報告未經本公司書面許可，不可部份複製。
This document is issued by the Company subject to its General Conditions of Service printed overleaf, available on request or accessible at http://www.sgs.com.tw/Terms-and-Conditions and for electronic format documents, subject to Terms and Conditions for Electronic Documents at http://www.sgs.com.tw/Terms-and-Conditions. Attention is drawn to the limitation of liability, indemnification and jurisdiction issues defined therein. Any holder of this document is advised that information contained hereon reflects the Company's findings at the time of its intervention only and within the limits of Client's instructions, if any. The Company's sole responsibility is to its Client and this document does not exonerate parties to a transaction from exercising all their rights and obligations under the transaction documents. This document cannot be reproduced except in full, without prior written approval of the Company. Any unauthorized alteration, forgery or falsification of the content or appearance of this document is unlawful and offenders may be prosecuted to the fullest extent of the law.

Aux						
Band	Mode	Channel	Frequency (MHz)	Data Rate	Max. Rated Avg. Power + Max. Tolerance (dBm)	Average power (dBm)
5.9GHz	802.11a	169	5845	6Mbps	13.50	13.18
		173	5865		13.50	13.26
		177	5885		13.50	13.20
	802.11n20-HT0	169	5845	MCS0	13.50	13.25
		173	5865		13.50	13.21
		177	5885		13.50	13.25
	802.11ac20-VHT0	169	5845	MCS0	13.50	13.22
		173	5865		13.50	13.25
		177	5885		13.50	13.19
	802.11ax20-HE0	169	5845	MCS0	13.50	13.22
		173	5865		13.50	13.24
		177	5885		13.50	13.25
	802.11be20-EHT0	169	5845	MCS0	13.50	13.20
		173	5865		13.50	13.19
		177	5885		13.50	13.26
	802.11n40-HT0	167	5835	MCS0	13.50	13.19
		175	5875		13.50	13.22
	802.11ac40-VHT0	167	5835	MCS0	13.50	13.22
		175	5875		13.50	13.24
	802.11ax40-HE0	167	5835	MCS0	13.50	13.18
		175	5875		13.50	13.19
	802.11be40-EHT0	167	5835	MCS0	13.50	13.24
		175	5875		13.50	13.18
	802.11ac80-VHT0	171	5855	MCS0	13.50	13.18
	802.11ax80-HE0	171	5855	MCS0	13.50	13.22
	802.11be80-EHT0	171	5855	MCS0	13.50	13.23
	802.11ac160-VHT0	163	5815	MCS0	13.50	13.25
	802.11ax160-HE0	163	5815	MCS0	13.50	13.19
	802.11be160-EHT0	163	5815	MCS0	13.50	13.22

Unless otherwise stated the results shown in this test report refer only to the sample(s) tested and such sample(s) are retained for 90 days only.
除非另有說明，此報告結果僅對測試之樣品負責，同時此樣品僅保留90天。本報告未經本公司書面許可，不可部份複製。
This document is issued by the Company subject to its General Conditions of Service printed overleaf, available on request or accessible at http://www.sgs.com.tw/Terms-and-Conditions and for electronic format documents, subject to Terms and Conditions for Electronic Documents at http://www.sgs.com.tw/Terms-and-Conditions. Attention is drawn to the limitation of liability, indemnification and jurisdiction issues defined therein. Any holder of this document is advised that information contained hereon reflects the Company's findings at the time of its intervention only and within the limits of Client's instructions, if any. The Company's sole responsibility is to its Client and this document does not exonerate parties to a transaction from exercising all their rights and obligations under the transaction documents. This document cannot be reproduced except in full, without prior written approval of the Company. Any unauthorized alteration, forgery or falsification of the content or appearance of this document is unlawful and offenders may be prosecuted to the fullest extent of the law.

SISO

Main						
Band	Mode	Channel	Frequency (MHz)	Data Rate	Max. Rated Avg. Power + Max. Tolerance (dBm)	Average power (dBm)
2.45GHz	802.11b	1	2412	1Mbps	15.00	14.87
		6	2437		15.00	14.89
		11	2462		15.00	14.95
	802.11g	1	2412	6Mbps	15.00	14.87
		6	2437		15.00	14.90
		11	2462		15.00	14.88
	802.11n20-HT0	1	2412	MCS0	15.00	14.86
		6	2437		15.00	14.94
		11	2462		15.00	14.88
	802.11ac20-VHT0	1	2412	MCS0	15.00	14.86
		6	2437		15.00	14.95
		11	2462		15.00	14.93
	802.11ax20-HE0	1	2412	MCS0	15.00	14.90
		6	2437		15.00	14.88
		11	2462		15.00	14.95
	802.11be20-EHT0	1	2412	MCS0	15.00	14.88
		6	2437		15.00	14.95
		11	2462		15.00	14.94
	802.11n40-HT0	3	2422	MCS0	15.00	14.97
		6	2437		15.00	14.98
		9	2452		15.00	14.96
	802.11ac40-VHT0	3	2422	MCS0	15.00	14.93
		6	2437		15.00	14.92
		9	2452		15.00	14.91
	802.11ax40-HE0	3	2422	MCS0	15.00	14.90
		6	2437		15.00	14.86
		9	2452		15.00	14.87
	802.11be40-EHT0	3	2422	MCS0	15.00	14.83
		6	2437		15.00	14.86
		9	2452		15.00	14.95

Unless otherwise stated the results shown in this test report refer only to the sample(s) tested and such sample(s) are retained for 90 days only.
除非另有說明，此報告結果僅對測試之樣品負責，同時此樣品僅保留90天。本報告未經本公司書面許可，不可部份複製。
This document is issued by the Company subject to its General Conditions of Service printed overleaf, available on request or accessible at http://www.sgs.com.tw/Terms-and-Conditions and for electronic format documents, subject to Terms and Conditions for Electronic Documents at http://www.sgs.com.tw/Terms-and-Conditions. Attention is drawn to the limitation of liability, indemnification and jurisdiction issues defined therein. Any holder of this document is advised that information contained hereon reflects the Company's findings at the time of its intervention only and within the limits of Client's instructions, if any. The Company's sole responsibility is to its Client and this document does not exonerate parties to a transaction from exercising all their rights and obligations under the transaction documents. This document cannot be reproduced except in full, without prior written approval of the Company. Any unauthorized alteration, forgery or falsification of the content or appearance of this document is unlawful and offenders may be prosecuted to the fullest extent of the law.

Aux						
Band	Mode	Channel	Frequency (MHz)	Data Rate	Max. Rated Avg. Power + Max. Tolerance (dBm)	Average power (dBm)
2.45GHz	802.11b	1	2412	1Mbps	15.50	15.19
		6	2437		15.50	15.21
		11	2462		15.50	15.23
	802.11g	1	2412	6Mbps	15.50	15.18
		6	2437		15.50	15.27
		11	2462		15.50	15.27
	802.11n20-HT0	1	2412	MCS0	15.50	15.25
		6	2437		15.50	15.23
		11	2462		15.50	15.22
	802.11ac20-VHT0	1	2412	MCS0	15.50	15.26
		6	2437		15.50	15.23
		11	2462		15.50	15.22
	802.11ax20-HE0	1	2412	MCS0	15.50	15.18
		6	2437		15.50	15.24
		11	2462		15.50	15.27
	802.11be20-EHT0	1	2412	MCS0	15.50	15.24
		6	2437		15.50	15.23
		11	2462		15.50	15.19
	802.11n40-HT0	3	2422	MCS0	15.50	15.28
		6	2437		15.50	15.45
		9	2452		15.50	15.47
	802.11ac40-VHT0	3	2422	MCS0	15.50	15.22
		6	2437		15.50	15.26
		9	2452		15.50	15.22
	802.11ax40-HE0	3	2422	MCS0	15.50	15.19
		6	2437		15.50	15.24
		9	2452		15.50	15.27
	802.11be40-EHT0	3	2422	MCS0	15.50	15.21
		6	2437		15.50	15.23
		9	2452		15.50	15.21

Unless otherwise stated the results shown in this test report refer only to the sample(s) tested and such sample(s) are retained for 90 days only.
除非另有說明，此報告結果僅對測試之樣品負責，同時此樣品僅保留90天。本報告未經本公司書面許可，不可部份複製。
This document is issued by the Company subject to its General Conditions of Service printed overleaf, available on request or accessible at http://www.sgs.com.tw/Terms-and-Conditions and for electronic format documents, subject to Terms and Conditions for Electronic Documents at http://www.sgs.com.tw/Terms-and-Conditions. Attention is drawn to the limitation of liability, indemnification and jurisdiction issues defined therein. Any holder of this document is advised that information contained hereon reflects the Company's findings at the time of its intervention only and within the limits of Client's instructions, if any. The Company's sole responsibility is to its Client and this document does not exonerate parties to a transaction from exercising all their rights and obligations under the transaction documents. This document cannot be reproduced except in full, without prior written approval of the Company. Any unauthorized alteration, forgery or falsification of the content or appearance of this document is unlawful and offenders may be prosecuted to the fullest extent of the law.

7.2 WLAN 6GHz

MIMO_LPI

Main						
Band	Mode	Channel	Frequency (MHz)	Data Rate	Max. Rated Avg. Power + Max. Tolerance (dBm)	Average power (dBm)
U-NII-5 6.2GHz	802.11a	1	5955	6Mbps	-0.56	-0.850
		45	6175		-2.74	-3.030
		93	6415		-2.35	-2.650
	802.11ax20-HE0	1	5955	MCS0	2.54	2.20
		45	6175		0.57	0.24
		93	6415		0.91	0.64
	802.11be20-EHT0	1	5955	MCS0	2.54	2.27
		45	6175		0.57	0.28
		93	6415		0.91	0.60
	802.11ax40-HE0	3	5965	MCS0	5.49	5.14
		43	6165		4.65	4.36
		91	6405		3.77	3.45
	802.11be40-EHT0	3	5965	MCS0	5.49	5.15
		43	6165		4.65	4.29
		91	6405		3.77	3.44
	802.11ax80-HE0	7	5985	MCS0	7.35	7.07
		39	6145		6.70	6.35
		87	6385		6.53	6.24
	802.11be80-EHT0	7	5985	MCS0	7.35	7.04
		39	6145		6.70	6.43
		87	6385		6.53	6.26
	802.11ax160-HE0	15	6025	MCS0	11.35	11.07
		47	6185		10.90	10.58
		79	6345		10.41	10.09
	802.11be160-EHT0	15	6025	MCS0	11.35	10.99
		47	6185		10.90	10.58
		79	6345		10.41	10.08
	802.11be320-EHT0	31	6105	MCS0	12.50	12.23
		63	6265		12.50	12.25

Unless otherwise stated the results shown in this test report refer only to the sample(s) tested and such sample(s) are retained for 90 days only.
除非另有說明，此報告結果僅對測試之樣品負責，同時此樣品僅保留90天。本報告未經本公司書面許可，不可部份複製。
This document is issued by the Company subject to its General Conditions of Service printed overleaf, available on request or accessible at http://www.sgs.com.tw/Terms-and-Conditions and for electronic format documents, subject to Terms and Conditions for Electronic Documents at http://www.sgs.com.tw/Terms-and-Conditions. Attention is drawn to the limitation of liability, indemnification and jurisdiction issues defined therein. Any holder of this document is advised that information contained hereon reflects the Company's findings at the time of its intervention only and within the limits of Client's instructions, if any. The Company's sole responsibility is to its Client and this document does not exonerate parties to a transaction from exercising all their rights and obligations under the transaction documents. This document cannot be reproduced except in full, without prior written approval of the Company. Any unauthorized alteration, forgery or falsification of the content or appearance of this document is unlawful and offenders may be prosecuted to the fullest extent of the law.

Main						
Band	Mode	Channel	Frequency (MHz)	Data Rate	Max. Rated Avg. Power + Max. Tolerance (dBm)	Average power (dBm)
U-NII-6 6.5GHz	802.11a	97	6435	6Mbps	-1.00	-1.11
		105	6475		-1.13	-1.20
		113	6515		-1.00	-1.06
	802.11ax20-HE0	97	6435	MCS0	2.33	2.28
		105	6475		2.52	2.47
		113	6515		2.09	2.04
	802.11be20-EHT0	97	6435	MCS0	2.33	2.25
		105	6475		2.52	2.40
		113	6515		2.09	2.03
	802.11ax40-HE0	99	6445	MCS0	4.50	4.37
		107	6485		4.85	4.71
	802.11be40-EHT0	99	6445	MCS0	4.50	4.41
		107	6485		4.85	4.77
	802.11ax80-HE0	103	6465	MCS0	7.71	7.59
		119	6545		7.20	7.15
	802.11be80-EHT0	103	6465	MCS0	7.71	7.63
		119	6545		7.20	7.09
	802.11ax160-HE0	111	6505	MCS0	12.50	12.40
	802.11be160-EHT0	111	6505	MCS0	11.09	11.04
	802.11be320-EHT0	95	6425	MCS0	12.50	12.48

Unless otherwise stated the results shown in this test report refer only to the sample(s) tested and such sample(s) are retained for 90 days only.
除非另有說明，此報告結果僅對測試之樣品負責，同時此樣品僅保留90天。本報告未經本公司書面許可，不可部份複製。
This document is issued by the Company subject to its General Conditions of Service printed overleaf, available on request or accessible at http://www.sgs.com.tw/Terms-and-Conditions and for electronic format documents, subject to Terms and Conditions for Electronic Documents at http://www.sgs.com.tw/Terms-and-Conditions. Attention is drawn to the limitation of liability, indemnification and jurisdiction issues defined therein. Any holder of this document is advised that information contained hereon reflects the Company's findings at the time of its intervention only and within the limits of Client's instructions, if any. The Company's sole responsibility is to its Client and this document does not exonerate parties to a transaction from exercising all their rights and obligations under the transaction documents. This document cannot be reproduced except in full, without prior written approval of the Company. Any unauthorized alteration, forgery or falsification of the content or appearance of this document is unlawful and offenders may be prosecuted to the fullest extent of the law.

Main						
Band	Mode	Channel	Frequency (MHz)	Data Rate	Max. Rated Avg. Power + Max. Tolerance (dBm)	Average power (dBm)
U-NII-7 6.7GHz	802.11a	117	6535	6Mbps	-1.31	-1.79
		149	6695		-0.71	-1.21
		181	6855		-0.87	-1.30
	802.11ax20-HE0	117	6535	MCS0	1.68	1.21
		149	6695		2.36	1.92
		181	6855		2.47	1.97
	802.11be20-EHT0	117	6535	MCS0	1.68	1.24
		149	6695		2.36	1.88
		181	6855		2.47	1.99
	802.11ax40-HE0	115	6525	MCS0	4.96	4.46
		147	6685		4.51	4.05
		179	6845		4.62	4.20
	802.11be40-EHT0	115	6525	MCS0	4.96	4.47
		147	6685		4.51	4.08
		179	6845		4.62	4.14
	802.11ax80-HE0	135	6625	MCS0	6.68	6.27
		151	6705		6.68	6.19
		167	6785		6.68	6.22
	802.11be80-EHT0	135	6625	MCS0	6.68	6.20
		151	6705		6.68	6.18
		167	6785		6.68	6.22
	802.11ax160-HE0	143	6665	MCS0	10.94	10.49
		175	6825		10.57	10.15
	802.11be160-EHT0	143	6665	MCS0	10.94	10.48
		175	6825		10.57	10.09
	802.11be320-EHT0	127	6585	MCS0	12.50	12.39
		159	6745		12.50	12.01

Unless otherwise stated the results shown in this test report refer only to the sample(s) tested and such sample(s) are retained for 90 days only.
除非另有說明，此報告結果僅對測試之樣品負責，同時此樣品僅保留90天。本報告未經本公司書面許可，不可部份複製。
This document is issued by the Company subject to its General Conditions of Service printed overleaf, available on request or accessible at http://www.sgs.com.tw/Terms-and-Conditions and for electronic format documents, subject to Terms and Conditions for Electronic Documents at http://www.sgs.com.tw/Terms-and-Conditions. Attention is drawn to the limitation of liability, indemnification and jurisdiction issues defined therein. Any holder of this document is advised that information contained hereon reflects the Company's findings at the time of its intervention only and within the limits of Client's instructions, if any. The Company's sole responsibility is to its Client and this document does not exonerate parties to a transaction from exercising all their rights and obligations under the transaction documents. This document cannot be reproduced except in full, without prior written approval of the Company. Any unauthorized alteration, forgery or falsification of the content or appearance of this document is unlawful and offenders may be prosecuted to the fullest extent of the law.

Main						
Mode	Mode	Channel	Frequency (MHz)	Data Rate	Max. Rated Avg. Power + Max. Tolerance (dBm)	Average power (dBm)
U-NII-8 7.0GHz	802.11a	185	6875	6Mbps	-0.82	-1.24
		209	6995		-0.98	-1.39
		233	7115		-1.02	-1.48
	802.11ax20-HE0	185	6875	MCS0	2.18	1.73
		209	6995		2.59	2.16
		233	7115		-8.72	-9.15
	802.11be20-EHT0	185	6875	MCS0	2.18	1.75
		209	6995		2.59	2.17
		233	7115		-8.72	-9.17
	802.11ax40-HE0	187	6885	MCS0	4.78	4.34
		227	7085		4.88	4.45
	802.11be40-EHT0	187	6885	MCS0	4.78	4.35
		227	7085		4.88	4.40
	802.11ax80-HE0	183	6865	MCS0	6.42	5.95
		199	6945		7.82	7.42
		215	7025		7.36	6.94
	802.11be80-EHT0	183	6865	MCS0	6.42	6.01
		199	6945		7.82	7.35
		215	7025		7.36	6.89
	802.11ax160-HE0	207	6985	MCS0	12.50	12.06
	802.11be160-EHT0	207	6985	MCS0	11.31	10.84
	802.11be320-EHT0	191	6905	MCS0	12.50	12.13

Unless otherwise stated the results shown in this test report refer only to the sample(s) tested and such sample(s) are retained for 90 days only.
除非另有說明，此報告結果僅對測試之樣品負責，同時此樣品僅保留90天。本報告未經本公司書面許可，不可部份複製。
This document is issued by the Company subject to its General Conditions of Service printed overleaf, available on request or accessible at http://www.sgs.com.tw/Terms-and-Conditions and for electronic format documents, subject to Terms and Conditions for Electronic Documents at http://www.sgs.com.tw/Terms-and-Conditions. Attention is drawn to the limitation of liability, indemnification and jurisdiction issues defined therein. Any holder of this document is advised that information contained hereon reflects the Company's findings at the time of its intervention only and within the limits of Client's instructions, if any. The Company's sole responsibility is to its Client and this document does not exonerate parties to a transaction from exercising all their rights and obligations under the transaction documents. This document cannot be reproduced except in full, without prior written approval of the Company. Any unauthorized alteration, forgery or falsification of the content or appearance of this document is unlawful and offenders may be prosecuted to the fullest extent of the law.

Aux						
Band	Mode	Channel	Frequency (MHz)	Data Rate	Max. Rated Avg. Power + Max. Tolerance (dBm)	Average power (dBm)
U-NII-5 6.2GHz	802.11a	1	5955	6Mbps	-0.80	-1.10
		45	6175		-3.09	-3.40
		93	6415		-2.46	-2.81
	802.11ax20-HE0	1	5955	MCS0	2.60	2.29
		45	6175		0.47	0.20
		93	6415		1.03	0.74
	802.11be20-EHT0	1	5955	MCS0	2.60	2.28
		45	6175		0.47	0.12
		93	6415		1.03	0.74
	802.11ax40-HE0	3	5965	MCS0	6.00	5.73
		43	6165		6.12	5.77
		91	6405		4.85	4.51
	802.11be40-EHT0	3	5965	MCS0	6.00	5.67
		43	6165		6.12	5.77
		91	6405		4.85	4.50
	802.11ax80-HE0	7	5985	MCS0	7.87	7.58
		39	6145		7.47	7.16
		87	6385		7.10	6.75
	802.11be80-EHT0	7	5985	MCS0	7.87	7.58
		39	6145		7.47	7.11
		87	6385		7.10	6.82
	802.11ax160-HE0	15	6025	MCS0	11.70	11.38
		47	6185		11.59	11.23
		79	6345		10.72	10.43
	802.11be160-EHT0	15	6025	MCS0	11.70	11.35
		47	6185		11.59	11.29
		79	6345		10.72	10.43
	802.11be320-EHT0	31	6105	MCS0	12.50	12.25
		63	6265		12.50	12.41

Unless otherwise stated the results shown in this test report refer only to the sample(s) tested and such sample(s) are retained for 90 days only.
除非另有說明，此報告結果僅對測試之樣品負責，同時此樣品僅保留90天。本報告未經本公司書面許可，不可部份複製。
This document is issued by the Company subject to its General Conditions of Service printed overleaf, available on request or accessible at http://www.sgs.com.tw/Terms-and-Conditions and for electronic format documents, subject to Terms and Conditions for Electronic Documents at http://www.sgs.com.tw/Terms-and-Conditions. Attention is drawn to the limitation of liability, indemnification and jurisdiction issues defined therein. Any holder of this document is advised that information contained hereon reflects the Company's findings at the time of its intervention only and within the limits of Client's instructions, if any. The Company's sole responsibility is to its Client and this document does not exonerate parties to a transaction from exercising all their rights and obligations under the transaction documents. This document cannot be reproduced except in full, without prior written approval of the Company. Any unauthorized alteration, forgery or falsification of the content or appearance of this document is unlawful and offenders may be prosecuted to the fullest extent of the law.

Aux						
Band	Mode	Channel	Frequency (MHz)	Data Rate	Max. Rated Avg. Power + Max. Tolerance (dBm)	Average power (dBm)
U-NII-6 6.5GHz	802.11a	97	6435	6Mbps	-1.76	-1.88
		105	6475		-1.54	-1.66
		113	6515		-1.30	-1.42
	802.11ax20-HE0	97	6435	MCS0	2.66	2.53
		105	6475		2.44	2.33
		113	6515		2.51	2.41
	802.11be20-EHT0	97	6435	MCS0	2.66	2.58
		105	6475		2.44	2.34
		113	6515		2.51	2.42
	802.11ax40-HE0	99	6445	MCS0	5.15	5.05
		107	6485		5.62	5.55
	802.11be40-EHT0	99	6445	MCS0	5.15	5.08
		107	6485		5.62	5.56
	802.11ax80-HE0	103	6465	MCS0	8.42	8.29
		119	6545		7.89	7.80
	802.11be80-EHT0	103	6465	MCS0	8.42	8.36
		119	6545		7.89	7.77
	802.11ax160-HE0	111	6505	MCS0	12.50	12.39
	802.11be160-EHT0	111	6505	MCS0	12.08	11.97
	802.11be320-EHT0	95	6425	MCS0	12.50	12.43

Unless otherwise stated the results shown in this test report refer only to the sample(s) tested and such sample(s) are retained for 90 days only.
除非另有說明，此報告結果僅對測試之樣品負責，同時此樣品僅保留90天。本報告未經本公司書面許可，不可部份複製。
This document is issued by the Company subject to its General Conditions of Service printed overleaf, available on request or accessible at http://www.sgs.com.tw/Terms-and-Conditions and for electronic format documents, subject to Terms and Conditions for Electronic Documents at http://www.sgs.com.tw/Terms-and-Conditions. Attention is drawn to the limitation of liability, indemnification and jurisdiction issues defined therein. Any holder of this document is advised that information contained hereon reflects the Company's findings at the time of its intervention only and within the limits of Client's instructions, if any. The Company's sole responsibility is to its Client and this document does not exonerate parties to a transaction from exercising all their rights and obligations under the transaction documents. This document cannot be reproduced except in full, without prior written approval of the Company. Any unauthorized alteration, forgery or falsification of the content or appearance of this document is unlawful and offenders may be prosecuted to the fullest extent of the law.

Aux						
Band	Mode	Channel	Frequency (MHz)	Data Rate	Max. Rated Avg. Power + Max. Tolerance (dBm)	Average power (dBm)
U-NII-7 6.7GHz	802.11a	117	6535	6Mbps	-1.78	-2.11
		149	6695		-1.61	-1.92
		181	6855		-1.80	-2.14
	802.11ax20-HE0	117	6535	MCS0	1.53	1.23
		149	6695		1.53	1.19
		181	6855		1.75	1.45
	802.11be20-EHT0	117	6535	MCS0	1.53	1.18
		149	6695		1.53	1.22
		181	6855		1.75	1.44
	802.11ax40-HE0	115	6525	MCS0	5.57	5.23
		147	6685		4.80	4.51
		179	6845		4.98	4.65
	802.11be40-EHT0	115	6525	MCS0	5.57	5.26
		147	6685		4.80	4.49
		179	6845		4.98	4.61
	802.11ax80-HE0	135	6625	MCS0	7.40	7.06
		151	6705		7.40	7.10
		167	6785		7.40	7.06
	802.11be80-EHT0	135	6625	MCS0	7.40	7.09
		151	6705		7.40	7.12
		167	6785		7.40	7.10
	802.11ax160-HE0	143	6665	MCS0	11.99	11.68
		175	6825		11.04	10.68
	802.11be160-EHT0	143	6665	MCS0	11.99	11.70
		175	6825		11.04	10.73
	802.11be320-EHT0	127	6585	MCS0	12.50	12.33
		159	6745		12.50	12.26

Unless otherwise stated the results shown in this test report refer only to the sample(s) tested and such sample(s) are retained for 90 days only.
除非另有說明，此報告結果僅對測試之樣品負責，同時此樣品僅保留90天。本報告未經本公司書面許可，不可部份複製。
This document is issued by the Company subject to its General Conditions of Service printed overleaf, available on request or accessible at http://www.sgs.com.tw/Terms-and-Conditions and for electronic format documents, subject to Terms and Conditions for Electronic Documents at http://www.sgs.com.tw/Terms-and-Conditions. Attention is drawn to the limitation of liability, indemnification and jurisdiction issues defined therein. Any holder of this document is advised that information contained hereon reflects the Company's findings at the time of its intervention only and within the limits of Client's instructions, if any. The Company's sole responsibility is to its Client and this document does not exonerate parties to a transaction from exercising all their rights and obligations under the transaction documents. This document cannot be reproduced except in full, without prior written approval of the Company. Any unauthorized alteration, forgery or falsification of the content or appearance of this document is unlawful and offenders may be prosecuted to the fullest extent of the law.

Aux						
Mode	Mode	Channel	Frequency (MHz)	Data Rate	Max. Rated Avg. Power + Max. Tolerance (dBm)	Average power (dBm)
U-NII-8 7.0GHz	802.11a	185	6875	6Mbps	-1.72	-2.19
		209	6995		-1.89	-2.29
		233	7115		-1.79	-2.27
	802.11ax20-HE0	185	6875	MCS0	1.55	1.13
		209	6995		1.95	1.52
		233	7115		-9.62	-10.02
	802.11be20-EHT0	185	6875	MCS0	1.55	1.14
		209	6995		1.95	1.54
		233	7115		-9.62	-10.03
	802.11ax40-HE0	187	6885	MCS0	5.13	4.65
		227	7085		5.11	4.71
	802.11be40-EHT0	187	6885	MCS0	5.13	4.67
		227	7085		5.11	4.71
	802.11ax80-HE0	183	6865	MCS0	7.19	6.73
		199	6945		8.48	8.00
		215	7025		8.23	7.81
	802.11be80-EHT0	183	6865	MCS0	7.19	6.75
		199	6945		8.48	8.01
		215	7025		8.23	7.80
	802.11ax160-HE0	207	6985	MCS0	12.50	12.11
	802.11be160-EHT0	207	6985	MCS0	11.66	11.21
	802.11be320-EHT0	191	6905	MCS0	12.50	12.17

Unless otherwise stated the results shown in this test report refer only to the sample(s) tested and such sample(s) are retained for 90 days only.
除非另有說明，此報告結果僅對測試之樣品負責，同時此樣品僅保留90天。本報告未經本公司書面許可，不可部份複製。
This document is issued by the Company subject to its General Conditions of Service printed overleaf, available on request or accessible at http://www.sgs.com.tw/Terms-and-Conditions and for electronic format documents, subject to Terms and Conditions for Electronic Documents at http://www.sgs.com.tw/Terms-and-Conditions. Attention is drawn to the limitation of liability, indemnification and jurisdiction issues defined therein. Any holder of this document is advised that information contained hereon reflects the Company's findings at the time of its intervention only and within the limits of Client's instructions, if any. The Company's sole responsibility is to its Client and this document does not exonerate parties to a transaction from exercising all their rights and obligations under the transaction documents. This document cannot be reproduced except in full, without prior written approval of the Company. Any unauthorized alteration, forgery or falsification of the content or appearance of this document is unlawful and offenders may be prosecuted to the fullest extent of the law.

MIMO_SP

Main						
Band	Mode	Channel	Frequency (MHz)	Data Rate	Max. Rated Avg. Power + Max. Tolerance (dBm)	Average power (dBm)
U-NII-5 6.2GHz	802.11a	1	5955	6Mbps	12.50	12.33
		45	6175		12.50	12.25
		93	6415		12.50	12.06
	802.11ax20-HE0	1	5955	MCS0	12.50	12.49
		45	6175		12.50	12.00
		93	6415		12.50	12.08
	802.11be20-EHT0	1	5955	MCS0	12.50	12.41
		45	6175		12.50	11.90
		93	6415		12.50	12.12
	802.11ax40-HE0	3	5965	MCS0	12.50	12.34
		43	6165		12.50	12.30
		91	6405		12.50	12.26
	802.11be40-EHT0	3	5965	MCS0	12.50	12.48
		43	6165		12.50	12.15
		91	6405		12.50	12.23
	802.11ax80-HE0	7	5985	MCS0	12.50	12.48
		39	6145		12.50	12.23
		87	6385		12.50	12.49
	802.11be80-EHT0	7	5985	MCS0	12.50	12.27
		39	6145		12.50	12.48
		87	6385		12.50	12.28
	802.11ax160-HE0	15	6025	MCS0	12.50	12.50
		47	6185		12.50	12.30
		79	6345		12.50	11.89
	802.11be160-EHT0	15	6025	MCS0	12.50	12.40
		47	6185		12.50	12.09
		79	6345		12.50	12.19
	802.11be320-EHT0	31	6105	MCS0	12.50	12.25
		63	6265		12.50	12.21

Unless otherwise stated the results shown in this test report refer only to the sample(s) tested and such sample(s) are retained for 90 days only.
除非另有說明，此報告結果僅對測試之樣品負責，同時此樣品僅保留90天。本報告未經本公司書面許可，不可部份複製。
This document is issued by the Company subject to its General Conditions of Service printed overleaf, available on request or accessible at http://www.sgs.com.tw/Terms-and-Conditions and for electronic format documents, subject to Terms and Conditions for Electronic Documents at http://www.sgs.com.tw/Terms-and-Conditions. Attention is drawn to the limitation of liability, indemnification and jurisdiction issues defined therein. Any holder of this document is advised that information contained hereon reflects the Company's findings at the time of its intervention only and within the limits of Client's instructions, if any. The Company's sole responsibility is to its Client and this document does not exonerate parties to a transaction from exercising all their rights and obligations under the transaction documents. This document cannot be reproduced except in full, without prior written approval of the Company. Any unauthorized alteration, forgery or falsification of the content or appearance of this document is unlawful and offenders may be prosecuted to the fullest extent of the law.

Main						
Band	Mode	Channel	Frequency (MHz)	Data Rate	Max. Rated Avg. Power + Max. Tolerance (dBm)	Average power (dBm)
U-NII-7 6.7GHz	802.11a	117	6535	6Mbps	12.50	12.00
		149	6695		12.50	11.62
		181	6855		12.50	12.27
	802.11ax20-HE0	117	6535	MCS0	12.50	12.11
		149	6695		12.50	11.75
		181	6855		12.50	12.37
	802.11be20-EHT0	117	6535	MCS0	12.50	12.09
		149	6695		12.50	11.78
		181	6855		12.50	12.43
	802.11ax40-HE0	115	6525	MCS0	12.50	12.48
		147	6685		12.50	12.20
		179	6845		12.50	12.15
	802.11be40-EHT0	115	6525	MCS0	12.50	12.33
		147	6685		12.50	12.13
		179	6845		12.50	12.45
	802.11ax80-HE0	135	6625	MCS0	12.50	12.41
		151	6705		12.50	11.70
		167	6785		12.50	12.48
	802.11be80-EHT0	135	6625	MCS0	12.50	12.23
		151	6705		12.50	12.00
		167	6785		12.50	12.25
	802.11ax160-HE0	143	6665	MCS0	12.50	12.15
		175	6825		12.50	12.12
	802.11be160-EHT0	143	6665	MCS0	12.50	12.42
		175	6825		12.50	12.42
	802.11be320-EHT0	127	6585	MCS0	12.50	12.38
		159	6745		12.50	12.01

Unless otherwise stated the results shown in this test report refer only to the sample(s) tested and such sample(s) are retained for 90 days only.
除非另有說明，此報告結果僅對測試之樣品負責，同時此樣品僅保留90天。本報告未經本公司書面許可，不可部份複製。
This document is issued by the Company subject to its General Conditions of Service printed overleaf, available on request or accessible at http://www.sgs.com.tw/Terms-and-Conditions and for electronic format documents, subject to Terms and Conditions for Electronic Documents at http://www.sgs.com.tw/Terms-and-Conditions. Attention is drawn to the limitation of liability, indemnification and jurisdiction issues defined therein. Any holder of this document is advised that information contained hereon reflects the Company's findings at the time of its intervention only and within the limits of Client's instructions, if any. The Company's sole responsibility is to its Client and this document does not exonerate parties to a transaction from exercising all their rights and obligations under the transaction documents. This document cannot be reproduced except in full, without prior written approval of the Company. Any unauthorized alteration, forgery or falsification of the content or appearance of this document is unlawful and offenders may be prosecuted to the fullest extent of the law.

Aux						
Band	Mode	Channel	Frequency (MHz)	Data Rate	Max. Rated Avg. Power + Max. Tolerance (dBm)	Average power (dBm)
U-NII-5 6.2GHz	802.11a	1	5955	6Mbps	12.50	12.18
		45	6175		12.50	12.49
		93	6415		12.50	12.18
	802.11ax20-HE0	1	5955	MCS0	12.50	12.30
		45	6175		12.50	12.18
		93	6415		12.50	12.17
	802.11be20-EHT0	1	5955	MCS0	12.50	12.22
		45	6175		12.50	12.23
		93	6415		12.50	12.17
	802.11ax40-HE0	3	5965	MCS0	12.50	11.65
		43	6165		12.50	12.07
		91	6405		12.50	11.75
	802.11be40-EHT0	3	5965	MCS0	12.50	11.88
		43	6165		12.50	11.92
		91	6405		12.50	11.65
	802.11ax80-HE0	7	5985	MCS0	12.50	12.31
		39	6145		12.50	12.40
		87	6385		12.50	12.50
	802.11be80-EHT0	7	5985	MCS0	12.50	12.02
		39	6145		12.50	12.49
		87	6385		12.50	12.26
	802.11ax160-HE0	15	6025	MCS0	12.50	12.40
		47	6185		12.50	12.47
		79	6345		12.50	12.13
	802.11be160-EHT0	15	6025	MCS0	12.50	12.13
		47	6185		12.50	12.24
		79	6345		12.50	12.49
	802.11be320-EHT0	31	6105	MCS0	12.50	12.22
		63	6265		12.50	12.46

Unless otherwise stated the results shown in this test report refer only to the sample(s) tested and such sample(s) are retained for 90 days only.
除非另有說明，此報告結果僅對測試之樣品負責，同時此樣品僅保留90天。本報告未經本公司書面許可，不可部份複製。
This document is issued by the Company subject to its General Conditions of Service printed overleaf, available on request or accessible at http://www.sgs.com.tw/Terms-and-Conditions and for electronic format documents, subject to Terms and Conditions for Electronic Documents at http://www.sgs.com.tw/Terms-and-Conditions. Attention is drawn to the limitation of liability, indemnification and jurisdiction issues defined therein. Any holder of this document is advised that information contained hereon reflects the Company's findings at the time of its intervention only and within the limits of Client's instructions, if any. The Company's sole responsibility is to its Client and this document does not exonerate parties to a transaction from exercising all their rights and obligations under the transaction documents. This document cannot be reproduced except in full, without prior written approval of the Company. Any unauthorized alteration, forgery or falsification of the content or appearance of this document is unlawful and offenders may be prosecuted to the fullest extent of the law.

Aux						
Band	Mode	Channel	Frequency (MHz)	Data Rate	Max. Rated Avg. Power + Max. Tolerance (dBm)	Average power (dBm)
U-NII-7 6.7GHz	802.11a	117	6535	6Mbps	12.50	12.26
		149	6695		12.50	12.30
		181	6855		12.50	12.04
	802.11ax20-HE0	117	6535	MCS0	12.50	12.40
		149	6695		12.50	12.47
		181	6855		12.50	12.16
	802.11be20-EHT0	117	6535	MCS0	12.50	12.44
		149	6695		12.50	12.49
		181	6855		12.50	12.20
	802.11ax40-HE0	115	6525	MCS0	12.50	12.18
		147	6685		12.50	12.45
		179	6845		12.50	11.56
	802.11be40-EHT0	115	6525	MCS0	12.50	11.90
		147	6685		12.50	12.14
		179	6845		12.50	11.95
	802.11ax80-HE0	135	6625	MCS0	12.50	12.10
		151	6705		12.50	12.17
		167	6785		12.50	12.20
	802.11be80-EHT0	135	6625	MCS0	12.50	11.80
		151	6705		12.50	12.50
		167	6785		12.50	11.95
	802.11ax160-HE0	143	6665	MCS0	12.50	11.71
		175	6825		12.50	12.00
	802.11be160-EHT0	143	6665	MCS0	12.50	12.17
		175	6825		12.50	12.43
	802.11be320-EHT0	127	6585	MCS0	12.50	12.34
		159	6745		12.50	12.22

Unless otherwise stated the results shown in this test report refer only to the sample(s) tested and such sample(s) are retained for 90 days only.
除非另有說明，此報告結果僅對測試之樣品負責，同時此樣品僅保留90天。本報告未經本公司書面許可，不可部份複製。
This document is issued by the Company subject to its General Conditions of Service printed overleaf, available on request or accessible at http://www.sgs.com.tw/Terms-and-Conditions and for electronic format documents, subject to Terms and Conditions for Electronic Documents at http://www.sgs.com.tw/Terms-and-Conditions. Attention is drawn to the limitation of liability, indemnification and jurisdiction issues defined therein. Any holder of this document is advised that information contained hereon reflects the Company's findings at the time of its intervention only and within the limits of Client's instructions, if any. The Company's sole responsibility is to its Client and this document does not exonerate parties to a transaction from exercising all their rights and obligations under the transaction documents. This document cannot be reproduced except in full, without prior written approval of the Company. Any unauthorized alteration, forgery or falsification of the content or appearance of this document is unlawful and offenders may be prosecuted to the fullest extent of the law.

7.3 Bluetooth

MIMO_Aux

Mode	Channel	Frequency (MHz)	1Mbps		2Mbps		3Mbps	
			Max. Rated Avg. Power + Max. Tolerance (dBm)	Average power (dBm)	Max. Rated Avg. Power + Max. Tolerance (dBm)	Average power (dBm)	Max. Rated Avg. Power + Max. Tolerance (dBm)	Average power (dBm)
BR/EDR	CH 00	2402	10.65	10.05	6.45	5.92	6.45	5.99
	CH 39	2441		9.66		5.57		5.48
	CH 78	2480		9.55		5.62		5.21

MIMO_Main

Mode	Channel	Frequency (MHz)	1Mbps		2Mbps		3Mbps	
			Max. Rated Avg. Power + Max. Tolerance (dBm)	Average power (dBm)	Max. Rated Avg. Power + Max. Tolerance (dBm)	Average power (dBm)	Max. Rated Avg. Power + Max. Tolerance (dBm)	Average power (dBm)
BR/EDR	CH 00	2402	11.53	10.60	7.65	6.78	7.65	6.80
	CH 39	2441		10.49		6.53		6.56
	CH 78	2480		10.20		6.32		6.28

SISO_Aux

Mode	Channel	Frequency (MHz)	1Mbps		2Mbps		3Mbps	
			Max. Rated Avg. Power + Max. Tolerance (dBm)	Average power (dBm)	Max. Rated Avg. Power + Max. Tolerance (dBm)	Average power (dBm)	Max. Rated Avg. Power + Max. Tolerance (dBm)	Average power (dBm)
BR/EDR	CH 00	2402	14.77	14.00	11.45	9.88	11.45	9.81
	CH 39	2441		13.60		9.50		9.50
	CH 78	2480		13.36		9.48		9.32

SISO_Main

Mode	Channel	Frequency (MHz)	1Mbps		2Mbps		3Mbps	
			Max. Rated Avg. Power + Max. Tolerance (dBm)	Average power (dBm)	Max. Rated Avg. Power + Max. Tolerance (dBm)	Average power (dBm)	Max. Rated Avg. Power + Max. Tolerance (dBm)	Average power (dBm)
BR/EDR	CH 00	2402	14.77	14.75	11.45	10.45	11.45	10.41
	CH 39	2441		14.36		10.30		10.26
	CH 78	2480		14.18		9.80		9.61

Unless otherwise stated the results shown in this test report refer only to the sample(s) tested and such sample(s) are retained for 90 days only.
除非另有說明，此報告結果僅對測試之樣品負責，同時此樣品僅保留90天。本報告未經本公司書面許可，不可部份複製。
This document is issued by the Company subject to its General Conditions of Service printed overleaf, available on request or accessible at http://www.sgs.com.tw/Terms-and-Conditions and for electronic format documents, subject to Terms and Conditions for Electronic Documents at http://www.sgs.com.tw/Terms-and-Conditions. Attention is drawn to the limitation of liability, indemnification and jurisdiction issues defined therein. Any holder of this document is advised that information contained hereon reflects the Company's findings at the time of its intervention only and within the limits of Client's instructions, if any. The Company's sole responsibility is to its Client and this document does not exonerate parties to a transaction from exercising all their rights and obligations under the transaction documents. This document cannot be reproduced except in full, without prior written approval of the Company. Any unauthorized alteration, forgery or falsification of the content or appearance of this document is unlawful and offenders may be prosecuted to the fullest extent of the law.

7.4 BLE

MIMO_Aux

Mode	Channel	Frequency (MHz)	GFSK	
			Max. Rated Avg.Power + Max. Tolerance (dBm)	Average Output Power (dBm)
BLE_1M	CH 00	2402	9.22	8.01
	CH 19	2440		8.06
	CH 39	2480		7.98

Mode	Channel	Frequency (MHz)	GFSK	
			Max. Rated Avg.Power + Max. Tolerance (dBm)	Average Output Power (dBm)
BLE_2M	CH 00	2402	9.22	7.54
	CH 19	2440		7.57
	CH 39	2480		7.21

MIMO_Main

Mode	Channel	Frequency (MHz)	GFSK	
			Max. Rated Avg.Power + Max. Tolerance (dBm)	Average Output Power (dBm)
BLE_1M	CH 00	2402	10.33	9.85
	CH 19	2440		9.93
	CH 39	2480		9.92

Mode	Channel	Frequency (MHz)	GFSK	
			Max. Rated Avg.Power + Max. Tolerance (dBm)	Average Output Power (dBm)
BLE_2M	CH 00	2402	10.32	8.81
	CH 19	2440		8.95
	CH 39	2480		8.90

Unless otherwise stated the results shown in this test report refer only to the sample(s) tested and such sample(s) are retained for 90 days only.
除非另有說明，此報告結果僅對測試之樣品負責，同時此樣品僅保留90天。本報告未經本公司書面許可，不可部份複製。
This document is issued by the Company subject to its General Conditions of Service printed overleaf, available on request or accessible at http://www.sgs.com.tw/Terms-and-Conditions and for electronic format documents, subject to Terms and Conditions for Electronic Documents at http://www.sgs.com.tw/Terms-and-Conditions. Attention is drawn to the limitation of liability, indemnification and jurisdiction issues defined therein. Any holder of this document is advised that information contained hereon reflects the Company's findings at the time of its intervention only and within the limits of Client's instructions, if any. The Company's sole responsibility is to its Client and this document does not exonerate parties to a transaction from exercising all their rights and obligations under the transaction documents. This document cannot be reproduced except in full, without prior written approval of the Company. Any unauthorized alteration, forgery or falsification of the content or appearance of this document is unlawful and offenders may be prosecuted to the fullest extent of the law.

SISO_Aux

Mode	Channel	Frequency (MHz)	GFSK	
			Max. Rated Avg.Power + Max. Tolerance (dBm)	Average Output Power (dBm)
BLE_1M	CH 00	2402	13.86	13.80
	CH 19	2440		13.78
	CH 39	2480		13.62

Mode	Channel	Frequency (MHz)	GFSK	
			Max. Rated Avg.Power + Max. Tolerance (dBm)	Average Output Power (dBm)
BLE_2M	CH 00	2402	13.85	10.96
	CH 19	2440		10.77
	CH 39	2480		10.35

SISO_Main

Mode	Channel	Frequency (MHz)	GFSK	
			Max. Rated Avg.Power + Max. Tolerance (dBm)	Average Output Power (dBm)
BLE_1M	CH 00	2402	13.86	12.03
	CH 19	2440		12.63
	CH 39	2480		12.46

Mode	Channel	Frequency (MHz)	GFSK	
			Max. Rated Avg.Power + Max. Tolerance (dBm)	Average Output Power (dBm)
BLE_2M	CH 00	2402	13.85	8.80
	CH 19	2440		8.93
	CH 39	2480		8.83

Unless otherwise stated the results shown in this test report refer only to the sample(s) tested and such sample(s) are retained for 90 days only.
除非另有說明，此報告結果僅對測試之樣品負責，同時此樣品僅保留90天。本報告未經本公司書面許可，不可部份複製。
This document is issued by the Company subject to its General Conditions of Service printed overleaf, available on request or accessible at http://www.sgs.com.tw/Terms-and-Conditions and for electronic format documents, subject to Terms and Conditions for Electronic Documents at http://www.sgs.com.tw/Terms-and-Conditions. Attention is drawn to the limitation of liability, indemnification and jurisdiction issues defined therein. Any holder of this document is advised that information contained hereon reflects the Company's findings at the time of its intervention only and within the limits of Client's instructions, if any. The Company's sole responsibility is to its Client and this document does not exonerate parties to a transaction from exercising all their rights and obligations under the transaction documents. This document cannot be reproduced except in full, without prior written approval of the Company. Any unauthorized alteration, forgery or falsification of the content or appearance of this document is unlawful and offenders may be prosecuted to the fullest extent of the law.

8 SUMMARY OF RESULTS

8.1 Decision rules

Reported measurement data comply with Test Methodology in section 1.1.
Determining compliance shall be based on the results of the compliance measurement, not taking into account measurement instrumentation uncertainty.

8.2 Summary of SAR Results

Band	Antenna	Position	Distance (mm)	Channel	Freq. (MHz)	Max. Rated Avg. Power + Max. Tolerance (dBm)	Measured Avg. Power (dBm)	Duty cycle scaling	Power scaling	Averaged SAR over 1g (W/kg)		ID
										Measured	Reported	
WLAN 802.11b	Main	Bottom Surface	0	1	2412	15.00	14.97	1.03	100.69%	0.064	0.066	001
WLAN 802.11b	Main	Bottom Surface	0	6	2437	15.00	14.93	1.03	101.62%	0.055	0.058	-
WLAN 802.11b	Main	Bottom Surface	0	11	2462	15.00	14.96	1.03	100.93%	0.043	0.045	-
Band	Antenna	Position	Distance (mm)	Channel	Freq. (MHz)	Max. Rated Avg. Power + Max. Tolerance (dBm)	Measured Avg. Power (dBm)	Duty cycle scaling	Power scaling	Averaged SAR over 1g (W/kg)		ID
										Measured	Reported	
Bluetooth(GFSK)	Main	Bottom Surface	0	00	2402	14.77	14.75	1.30	100.46%	0.051	0.067	002
Bluetooth(GFSK)	Main	Bottom Surface	0	39	2441	14.77	14.36	1.30	109.90%	0.043	0.062	-
Bluetooth(GFSK)	Main	Bottom Surface	0	78	2480	14.77	14.18	1.30	114.55%	0.032	0.048	-
Band	Antenna	Position	Distance (mm)	Channel	Freq. (MHz)	Max. Rated Avg. Power + Max. Tolerance (dBm)	Measured Avg. Power (dBm)	Duty cycle scaling	Power scaling	Averaged SAR over 1g (W/kg)		ID
										Measured	Reported	
WLAN 802.11ac(80M) 5.2G	Main	Bottom Surface	0	42	5210	12.50	12.49	1.01	100.23%	0.014	0.014	003
Band	Antenna	Position	Distance (mm)	Channel	Freq. (MHz)	Max. Rated Avg. Power + Max. Tolerance (dBm)	Measured Avg. Power (dBm)	Duty cycle scaling	Power scaling	Averaged SAR over 1g (W/kg)		ID
										Measured	Reported	
WLAN 802.11ac(80M) 5.3G	Main	Bottom Surface	0	58	5290	12.50	12.48	1.01	100.46%	0.012	0.012	004
Band	Antenna	Position	Distance (mm)	Channel	Freq. (MHz)	Max. Rated Avg. Power + Max. Tolerance (dBm)	Measured Avg. Power (dBm)	Duty cycle scaling	Power scaling	Averaged SAR over 1g (W/kg)		ID
										Measured	Reported	
WLAN 802.11ac(80M) 5.6G	Main	Bottom Surface	0	138	5690	12.50	12.47	1.01	100.69%	0.019	0.019	005
Band	Antenna	Position	Distance (mm)	Channel	Freq. (MHz)	Max. Rated Avg. Power + Max. Tolerance (dBm)	Measured Avg. Power (dBm)	Duty cycle scaling	Power scaling	Averaged SAR over 1g (W/kg)		ID
										Measured	Reported	
WLAN 802.11ac(80M) 5.8G	Main	Bottom Surface	0	155	5775	12.50	12.47	1.01	100.69%	0.021	0.022	006
Band	Antenna	Position	Distance (mm)	Channel	Freq. (MHz)	Max. Rated Avg. Power + Max. Tolerance (dBm)	Measured Avg. Power (dBm)	Duty cycle scaling	Power scaling	Averaged SAR over 1g (W/kg)		ID
										Measured	Reported	
WLAN 802.11ac(160M) 5.9G	Main	Bottom Surface	0	163	5815	12.50	12.47	1.01	100.69%	0.021	0.022	007
Band	Antenna	Position	Distance (mm)	Channel	Freq. (MHz)	Max. Rated Avg. Power + Max. Tolerance (dBm)	Measured Avg. Power (dBm)	Duty cycle scaling	Power scaling	Averaged SAR over 1g (W/kg)		ID
										Measured	Reported	
WLAN 802.11b	Aux	Bottom Surface	0	1	2412	15.50	14.80	1.03	117.49%	0.027	0.032	008
WLAN 802.11b	Aux	Bottom Surface	0	6	2437	15.50	14.90	1.03	114.82%	0.024	0.029	-
WLAN 802.11b	Aux	Bottom Surface	0	11	2462	15.50	14.77	1.03	118.30%	0.023	0.028	-
Band	Antenna	Position	Distance (mm)	Channel	Freq. (MHz)	Max. Rated Avg. Power + Max. Tolerance (dBm)	Measured Avg. Power (dBm)	Duty cycle scaling	Power scaling	Averaged SAR over 1g (W/kg)		ID
										Measured	Reported	
Bluetooth(GFSK)	Aux	Bottom Surface	0	00	2402	14.77	14.00	1.30	119.40%	0.021	0.032	009
Bluetooth(GFSK)	Aux	Bottom Surface	0	39	2441	14.77	13.60	1.30	130.92%	0.018	0.031	-
Bluetooth(GFSK)	Aux	Bottom Surface	0	78	2480	14.77	13.36	1.30	138.36%	0.016	0.029	-
Band	Antenna	Position	Distance (mm)	Channel	Freq. (MHz)	Max. Rated Avg. Power + Max. Tolerance (dBm)	Measured Avg. Power (dBm)	Duty cycle scaling	Power scaling	Averaged SAR over 1g (W/kg)		ID
										Measured	Reported	
WLAN 802.11ac(80M) 5.2G	Aux	Bottom Surface	0	42	5210	13.50	12.87	1.01	115.61%	0.013	0.015	010
Band	Antenna	Position	Distance (mm)	Channel	Freq. (MHz)	Max. Rated Avg. Power + Max. Tolerance (dBm)	Measured Avg. Power (dBm)	Duty cycle scaling	Power scaling	Averaged SAR over 1g (W/kg)		ID
										Measured	Reported	
WLAN 802.11ac(80M) 5.3G	Aux	Bottom Surface	0	58	5290	13.50	12.87	1.01	115.61%	0.014	0.016	011
Band	Antenna	Position	Distance (mm)	Channel	Freq. (MHz)	Max. Rated Avg. Power + Max. Tolerance (dBm)	Measured Avg. Power (dBm)	Duty cycle scaling	Power scaling	Averaged SAR over 1g (W/kg)		ID
										Measured	Reported	
WLAN 802.11ac(80M) 5.6G	Aux	Bottom Surface	0	106	5530	13.50	13.49	1.01	100.23%	0.014	0.014	012
Band	Antenna	Position	Distance (mm)	Channel	Freq. (MHz)	Max. Rated Avg. Power + Max. Tolerance (dBm)	Measured Avg. Power (dBm)	Duty cycle scaling	Power scaling	Averaged SAR over 1g (W/kg)		ID
										Measured	Reported	
WLAN 802.11ac(80M) 5.8G	Aux	Bottom Surface	0	155	5775	13.50	13.41	1.01	102.09%	0.013	0.014	013
Band	Antenna	Position	Distance (mm)	Channel	Freq. (MHz)	Max. Rated Avg. Power + Max. Tolerance (dBm)	Measured Avg. Power (dBm)	Duty cycle scaling	Power scaling	Averaged SAR over 1g (W/kg)		ID
										Measured	Reported	
WLAN 802.11ac(160M) 5.9G	Aux	Bottom Surface	0	163	5815	13.50	13.25	1.01	105.93%	0.019	0.020	014

Unless otherwise stated the results shown in this test report refer only to the sample(s) tested and such sample(s) are retained for 90 days only.
除非另有說明，此報告結果僅對測試之樣品負責，同時此樣品僅保留90天。本報告未經本公司書面許可，不可部份複製。
This document is issued by the Company subject to its General Conditions of Service printed overleaf, available on request or accessible at http://www.sgs.com.tw/Terms-and-Conditions and for electronic format documents, subject to Terms and Conditions for Electronic Documents at http://www.sgs.com.tw/Terms-and-Conditions. Attention is drawn to the limitation of liability, indemnification and jurisdiction issues defined therein. Any holder of this document is advised that information contained hereon reflects the Company's findings at the time of its intervention only and within the limits of Client's instructions, if any. The Company's sole responsibility is to its Client and this document does not exonerate parties to a transaction from exercising all their rights and obligations under the transaction documents. This document cannot be reproduced except in full, without prior written approval of the Company. Any unauthorized alteration, forgery or falsification of the content or appearance of this document is unlawful and offenders may be prosecuted to the fullest extent of the law.

Band	Antenna	Position	Distance (mm)	Channel	Freq. (MHz)	Max. Rated Avg. Power + Max. Tolerance (dBm)	Measured Avg. Power (dBm)	Duty cycle scaling	Power scaling	Averaged SAR over 1g (W/kg)		Estimated APD W/m^2 (4cm^2)		ID
										Measured	Reported	Measured	Reported	
U-NII-5 6.2GHz 802.11be(320M)	Main	Bottom Surface	0	31	6105	12.50	12.23	1.02	106.41%	0.019	0.021	0.157	0.170	044
U-NII-5 6.2GHz 802.11be(320M)	Main	Bottom Surface	0	63	6265	12.50	12.25	1.02	105.93%	0.024	0.026	0.191	0.206	045
Band	Antenna	Position	Distance (mm)	Channel	Freq. (MHz)	Max. Rated Avg. Power + Max. Tolerance (dBm)	Measured Avg. Power (dBm)	Duty cycle scaling	Power scaling	Averaged SAR over 1g (W/kg)		Estimated APD W/m^2 (4cm^2)		ID
										Measured	Reported	Measured	Reported	
U-NII-6 6.5GHz 802.11be(320M)	Main	Bottom Surface	0	95	6425	12.50	12.48	1.02	100.46%	0.029	0.030	0.236	0.242	046
Band	Antenna	Position	Distance (mm)	Channel	Freq. (MHz)	Max. Rated Avg. Power + Max. Tolerance (dBm)	Measured Avg. Power (dBm)	Duty cycle scaling	Power scaling	Averaged SAR over 1g (W/kg)		Estimated APD W/m^2 (4cm^2)		ID
										Measured	Reported	Measured	Reported	
U-NII-7 6.7GHz 802.11be(320M)	Main	Bottom Surface	0	127	6585	12.50	12.39	1.02	102.57%	0.028	0.029	0.24	0.251	047
U-NII-7 6.7GHz 802.11be(320M)	Main	Bottom Surface	0	159	6745	12.50	12.01	1.02	111.94%	0.023	0.026	0.185	0.211	-
Band	Antenna	Position	Distance (mm)	Channel	Freq. (MHz)	Max. Rated Avg. Power + Max. Tolerance (dBm)	Measured Avg. Power (dBm)	Duty cycle scaling	Power scaling	Averaged SAR over 1g (W/kg)		Estimated APD W/m^2 (4cm^2)		ID
										Measured	Reported	Measured	Reported	
U-NII-8 7.0GHz 802.11be(320M)	Main	Bottom Surface	0	191	6905	12.50	12.13	1.02	108.89%	0.022	0.024	0.184	0.204	048
Band	Antenna	Position	Distance (mm)	Channel	Freq. (MHz)	Max. Rated Avg. Power + Max. Tolerance (dBm)	Measured Avg. Power (dBm)	Duty cycle scaling	Power scaling	Averaged SAR over 1g (W/kg)		Estimated APD W/m^2 (4cm^2)		ID
										Measured	Reported	Measured	Reported	
U-NII-5 6.2GHz 802.11be(320M)	Aux	Bottom Surface	0	31	6105	12.50	12.25	1.02	105.93%	0.011	0.012	0.088	0.095	049
U-NII-5 6.2GHz 802.11be(320M)	Aux	Bottom Surface	0	63	6265	12.50	12.41	1.02	102.09%	0.016	0.017	0.135	0.141	050
Band	Antenna	Position	Distance (mm)	Channel	Freq. (MHz)	Max. Rated Avg. Power + Max. Tolerance (dBm)	Measured Avg. Power (dBm)	Duty cycle scaling	Power scaling	Averaged SAR over 1g (W/kg)		Estimated APD W/m^2 (4cm^2)		ID
										Measured	Reported	Measured	Reported	
U-NII-6 6.5GHz 802.11be(320M)	Aux	Bottom Surface	0	95	6425	12.50	12.43	1.02	101.62%	0.010	0.010	0.091	0.094	051
Band	Antenna	Position	Distance (mm)	Channel	Freq. (MHz)	Max. Rated Avg. Power + Max. Tolerance (dBm)	Measured Avg. Power (dBm)	Duty cycle scaling	Power scaling	Averaged SAR over 1g (W/kg)		Estimated APD W/m^2 (4cm^2)		ID
										Measured	Reported	Measured	Reported	
U-NII-7 6.7GHz 802.11be(320M)	Aux	Bottom Surface	0	127	6585	12.50	12.33	1.02	103.99%	0.014	0.015	0.106	0.112	052
U-NII-7 6.7GHz 802.11be(320M)	Aux	Bottom Surface	0	159	6745	12.50	12.26	1.02	105.68%	0.010	0.011	0.094	0.101	-
Band	Antenna	Position	Distance (mm)	Channel	Freq. (MHz)	Max. Rated Avg. Power + Max. Tolerance (dBm)	Measured Avg. Power (dBm)	Duty cycle scaling	Power scaling	Averaged SAR over 1g (W/kg)		Estimated APD W/m^2 (4cm^2)		ID
										Measured	Reported	Measured	Reported	
U-NII-8 7.0GHz 802.11be(320M)	Aux	Bottom Surface	0	191	6905	12.50	12.17	1.02	107.89%	0.022	0.024	0.181	0.199	053

Note:

Reported SAR = measured SAR * Power scaling * Duty cycle scaling

Reported APD = measured APD * Power scaling * Duty cycle scaling

Unless otherwise stated the results shown in this test report refer only to the sample(s) tested and such sample(s) are retained for 90 days only.
除非另有說明，此報告結果僅對測試之樣品負責，同時此樣品僅保留90天。本報告未經本公司書面許可，不可部份複製。
This document is issued by the Company subject to its General Conditions of Service printed overleaf, available on request or accessible at http://www.sgs.com.tw/Terms-and-Conditions and for electronic format documents, subject to Terms and Conditions for Electronic Documents at http://www.sgs.com.tw/Terms-and-Conditions. Attention is drawn to the limitation of liability, indemnification and jurisdiction issues defined therein. Any holder of this document is advised that information contained hereon reflects the Company's findings at the time of its intervention only and within the limits of Client's instructions, if any. The Company's sole responsibility is to its Client and this document does not exonerate parties to a transaction from exercising all their rights and obligations under the transaction documents. This document cannot be reproduced except in full, without prior written approval of the Company. Any unauthorized alteration, forgery or falsification of the content or appearance of this document is unlawful and offenders may be prosecuted to the fullest extent of the law.

8.3 Summary of PD Results

Band	Antenna	Position	Distance (mm)	Channel	Freq. (MHz)	Max. Rated Avg. Power + Max. Tolerance (dBm)	Measured Avg. Power (dBm)	Tune-up Scaling	Duty cycle scaling	Measurement uncertainty	PD result(4cm)				ID
											Measured Total psPD (W/m^2)	Reported Total psPD (W/m^2)	Measured Normal psPD (W/m^2)	Reported Normal psPD (W/m^2)	
WLAN 6E 802.11be(320M) U-NII-5	Main	Bottom Surface	2	31	6105	12.50	12.23	106.41%	1.02	1.55	0.227	0.382	0.159	0.268	074
	Main	Bottom Surface	2	63	6265	12.50	12.25	105.93%	1.02	1.55	0.529	0.886	0.498	0.834	075
WLAN 6E 802.11be(320M) U-NII-6	Main	Bottom Surface	2	95	6425	12.50	12.48	100.46%	1.02	1.55	0.381	0.605	0.315	0.500	076
WLAN 6E 802.11be(320M) U-NII-7	Main	Bottom Surface	2	127	6585	12.50	12.39	102.57%	1.02	1.55	0.521	0.845	0.502	0.814	077
WLAN 6E 802.11be(320M) U-NII-8	Main	Bottom Surface	2	191	6905	12.50	12.13	108.89%	1.02	1.55	0.574	0.988	0.528	0.909	078
Band	Antenna	Position	Distance (mm)	Channel	Freq. (MHz)	Max. Rated Avg. Power + Max. Tolerance (dBm)	Measured Avg. Power (dBm)	Tune-up Scaling	Duty cycle scaling	Measurement uncertainty	PD result(4cm)				ID
											Measured Total psPD (W/m^2)	Reported Total psPD (W/m^2)	Measured Normal psPD (W/m^2)	Reported Normal psPD (W/m^2)	
WLAN 6E 802.11be(320M) U-NII-5	Aux	Bottom Surface	2	31	6105	12.50	12.25	105.93%	1.02	1.55	0.203	0.340	0.188	0.315	079
	Aux	Bottom Surface	2	63	6265	12.50	12.41	102.09%	1.02	1.55	0.156	0.252	0.146	0.236	080
WLAN 6E 802.11be(320M) U-NII-6	Aux	Bottom Surface	2	95	6425	12.50	12.43	101.62%	1.02	1.55	0.138	0.222	0.126	0.202	081
WLAN 6E 802.11be(320M) U-NII-7	Aux	Bottom Surface	2	127	6585	12.50	12.33	103.99%	1.02	1.55	0.146	0.240	0.135	0.222	082
WLAN 6E 802.11be(320M) U-NII-8	Aux	Bottom Surface	2	191	6905	12.50	12.17	107.89%	1.02	1.55	0.199	0.339	0.175	0.299	083

Note:
Reported PD = measured PD * Power scaling * Duty cycle scaling * Uncertainty scaling

8.4 Reporting statements of conformity

The conformity statement in this report is based solely on the test results, measurement uncertainty is excluded.

8.5 Conclusion

The device is compliant because all the standalone results are less than their corresponding criteria.

Unless otherwise stated the results shown in this test report refer only to the sample(s) tested and such sample(s) are retained for 90 days only.
除非另有說明，此報告結果僅對測試之樣品負責，同時此樣品僅保留90天。本報告未經本公司書面許可，不可部份複製。
This document is issued by the Company subject to its General Conditions of Service printed overleaf, available on request or accessible at http://www.sgs.com.tw/Terms-and-Conditions and for electronic format documents, subject to Terms and Conditions for Electronic Documents at http://www.sgs.com.tw/Terms-and-Conditions. Attention is drawn to the limitation of liability, indemnification and jurisdiction issues defined therein. Any holder of this document is advised that information contained hereon reflects the Company's findings at the time of its intervention only and within the limits of Client's instructions, if any. The Company's sole responsibility is to its Client and this document does not exonerate parties to a transaction from exercising all their rights and obligations under the transaction documents. This document cannot be reproduced except in full, without prior written approval of the Company. Any unauthorized alteration, forgery or falsification of the content or appearance of this document is unlawful and offenders may be prosecuted to the fullest extent of the law.

9 SIMULTANEOUS TRANSMISSION ANALYSIS

9.1 Simultaneous Transmission Scenarios:

Simultaneous Transmission configurations
WLAN 2.4GHz Main + WLAN 2.4GHz Aux
WLAN 2.4GHz Main + BT Aux
WLAN 2.4GHz Aux + BT Main
WLAN 2.4GHz Main + WLAN 2.4GHz Aux + WLAN 5GHz Main + WLAN 5GHz Aux
WLAN 5GHz Main + WLAN 5GHz Aux
WLAN 5GHz Main + WLAN 5GHz Aux + BT Main
WLAN 5GHz Main + WLAN 5GHz Aux + BT Aux
WLAN 5GHz Main + WLAN 5GHz Aux + BT Main + BT Aux
WLAN 6GHz Main + WLAN 6GHz Aux
WLAN 6GHz Main + WLAN 6GHz Aux + BT Main
WLAN 6GHz Main + WLAN 6GHz Aux + BT Aux
WLAN 2.4GHz Main + WLAN 2.4GHz Aux + WLAN 6GHz Main + WLAN 6GHz Aux
WLAN 6GHz Main + WLAN 6GHz Aux + BT Main + BT Aux

Unless otherwise stated the results shown in this test report refer only to the sample(s) tested and such sample(s) are retained for 90 days only.
除非另有說明，此報告結果僅對測試之樣品負責，同時此樣品僅保留90天。本報告未經本公司書面許可，不可部份複製。
This document is issued by the Company subject to its General Conditions of Service printed overleaf, available on request or accessible at http://www.sgs.com.tw/Terms-and-Conditions and for electronic format documents, subject to Terms and Conditions for Electronic Documents at http://www.sgs.com.tw/Terms-and-Conditions. Attention is drawn to the limitation of liability, indemnification and jurisdiction issues defined therein. Any holder of this document is advised that information contained hereon reflects the Company's findings at the time of its intervention only and within the limits of Client's instructions, if any. The Company's sole responsibility is to its Client and this document does not exonerate parties to a transaction from exercising all their rights and obligations under the transaction documents. This document cannot be reproduced except in full, without prior written approval of the Company. Any unauthorized alteration, forgery or falsification of the content or appearance of this document is unlawful and offenders may be prosecuted to the fullest extent of the law.

9.2 Estimated SAR calculation

According to KDB447498 D01v06 – When standalone SAR test exclusion applies to an antenna that transmits simultaneously with other antennas, the standalone SAR must be estimated according to following to determine simultaneous transmission SAR test exclusion:

$$\text{Estimated SAR} = \frac{\text{Max. tune up power (mW)}}{\text{Min. test separation distance(mm)}} \times \frac{\sqrt{\text{f(GHz)}}}{7.5}$$

If the minimum test separation distance is < 5mm, a distance of 5mm is used for estimated SAR calculation. When the test separation distance is >50mm, the 0.4W/kg is used for SAR-1g.

9.3 SPLSR evaluation and analysis

Per KDB447498D01, when the sum of SAR is larger than the limit, SAR test exclusion is determined by the SAR sum to peak location separation ratio(SPLSR).

The simultaneous transmitting antennas in each operating mode and exposure condition combination must be considered one pair at a time to determine the SAR to peak location separation ratio to qualify for test exclusion.

The ratio is determined by **(SAR1 + SAR2)^1.5/Ri**, rounded to two decimal digits, and must be **≤ 0.04** for all antenna pairs in the configuration to qualify for 1-g SAR test exclusion.

SAR1 and SAR2 are the highest reported or estimated SAR for each antenna in the pair, and Ri is the separation distance between the peak SAR locations for the antenna pair in mm.

When standalone test exclusion applies, SAR is estimated; the peak location is assumed to be at the feed-point or geometric center of the antenna.

Unless otherwise stated the results shown in this test report refer only to the sample(s) tested and such sample(s) are retained for 90 days only.
除非另有說明，此報告結果僅對測試之樣品負責，同時此樣品僅保留90天。本報告未經本公司書面許可，不可部份複製。
This document is issued by the Company subject to its General Conditions of Service printed overleaf, available on request or accessible at http://www.sgs.com.tw/Terms-and-Conditions and for electronic format documents, subject to Terms and Conditions for Electronic Documents at http://www.sgs.com.tw/Terms-and-Conditions. Attention is drawn to the limitation of liability, indemnification and jurisdiction issues defined therein. Any holder of this document is advised that information contained hereon reflects the Company's findings at the time of its intervention only and within the limits of Client's instructions, if any. The Company's sole responsibility is to its Client and this document does not exonerate parties to a transaction from exercising all their rights and obligations under the transaction documents. This document cannot be reproduced except in full, without prior written approval of the Company. Any unauthorized alteration, forgery or falsification of the content or appearance of this document is unlawful and offenders may be prosecuted to the fullest extent of the law.

Simultaneous Transmission Combination

Exposure Position		FCC Reported SAR								Scenario 1	Scenario 2	Scenario 3	Scenario 4	Scenario 5	Scenario 6	Scenario 7	Scenario 8	Scenario 9	Scenario 10	Scenario 11	Scenario 12	Scenario 13
		2	3	4	5	6	7	8	9	2+3	2+7	3+6	2+3+4+5	4+5	4+5+6	4+5+7	4+5+6+7	8+9	6+8+9	7+8+9	2+3+8+9	6+7+8+9
		2.4GHz WLAN Main	2.4GHz WLAN Aux	5GHz WLAN Main	5GHz WLAN Aux	Bluetooth Main	Bluetooth Aux	6GHz WLAN Main	6GHz WLAN Aux	Summed	Summed	Summed	Summed	Summed	Summed	Summed	Summed	Summed	Summed	Summed	Summed	Summed
		1g SAR (W/kg)	1g SAR (W/kg)	1g SAR (W/kg)	1g SAR (W/kg)	1g SAR (W/kg)	1g SAR (W/kg)	1g SAR (W/kg)	1g SAR (W/kg)	1g SAR (W/kg)	1g SAR (W/kg)	1g SAR (W/kg)	1g SAR (W/kg)	1g SAR (W/kg)	1g SAR (W/kg)	1g SAR (W/kg)	1g SAR (W/kg)	1g SAR (W/kg)	1g SAR (W/kg)	1g SAR (W/kg)	1g SAR (W/kg)	1g SAR (W/kg)
Bottom Surface	0	0.066	0.032	0.022	0.020	0.067	0.032	0.030	0.024	**0.098**	**0.098**	**0.099**	**0.140**	**0.042**	**0.109**	**0.074**	**0.141**	**0.054**	**0.121**	**0.086**	**0.152**	**0.153**

9.4 Conclusion

The simultaneous transmission is compliant because both SAR sum and/or SPLSR are less than their corresponding criteria.

Unless otherwise stated the results shown in this test report refer only to the sample(s) tested and such sample(s) are retained for 90 days only.
除非另有說明，此報告結果僅對測試之樣品負責，同時此樣品僅保留90天。本報告未經本公司書面許可，不可部份複製。
This document is issued by the Company subject to its General Conditions of Service printed overleaf, available on request or accessible at http://www.sgs.com.tw/Terms-and-Conditions and for electronic format documents, subject to Terms and Conditions for Electronic Documents at http://www.sgs.com.tw/Terms-and-Conditions. Attention is drawn to the limitation of liability, indemnification and jurisdiction issues defined therein. Any holder of this document is advised that information contained hereon reflects the Company's findings at the time of its intervention only and within the limits of Client's instructions, if any. The Company's sole responsibility is to its Client and this document does not exonerate parties to a transaction from exercising all their rights and obligations under the transaction documents. This document cannot be reproduced except in full, without prior written approval of the Company. Any unauthorized alteration, forgery or falsification of the content or appearance of this document is unlawful and offenders may be prosecuted to the fullest extent of the law.

10 INSTRUMENTS LIST

Equipment List					
Manufacturer	Device	Type	Serial number	Date of last calibration	Date of next calibration
SPEAG	Data acquisition Electronics	DAE4	1336	Aug/15/2024	Aug/14/2025
SPEAG	Dosimetric E-Field Probe	EX3DV4	7466	Jan/28/2025	Jan/27/2026
SPEAG	E-field Probe for Near Field Application	EUmmWV4	9616	Mar/14/2025	Mar/13/2026
SPEAG	System Validation Dipole	D2450V2	728	Aug/23/2024	Aug/22/2027
SPEAG	System Validation Dipole	D5GHzV2	1349	Mar/19/2024	Mar/18/2027
SPEAG	System Validation Dipole	D6.5GHzV2	1006	Aug/15/2024	Aug/14/2025
SPEAG	System Validation Dipole	D7GHzV2	1007	Aug/15/2024	Aug/14/2025
SPEAG	5G Verification Source 10GHz	5G-Veri10	1070	Aug/16/2024	Aug/15/2025
Keysight	EXA Signal Analyzer	N9010B	MY59071573	May/24/2024	May/23/2025
R&S	MXG Analog Signal Generator	SMB100A03	182012	May/21/2024	May/20/2025
Agilent	Dual-directional coupler	772D	MY46151258	Sep/30/2024	Sep/29/2025
Agilent	Dual-directional coupler	778D	MY46151242	Sep/03/2024	Sep/02/2025
EMCI	Amplifier	EMC 2830P	980156	Calibration not required	Calibration not required
R&S	Power Sensor	NRP18S	101974	Nov/11/2024	Nov/10/2025
R&S	Power Sensor	NRP18S	109066	Oct/28/2024	Oct/27/2025
R&S	Power Meter	NRX	105651	Nov/11/2024	Nov/10/2025
SPEAG	Dielectric Assessment Kit	DAK-3.5	1342	May/21/2024	May/20/2025
Agilent	Network Analyzer	E5071C	MY46107530	May/03/2024	May/02/2025
Keysight	Economy calibration kit	85032E	MY61410221	May/29/2024	May/28/2025
SPEAG	Software	DASY 6 V16.0.2.136	N/A	Calibration not required	Calibration not required
SPEAG	Software	DASY 52 V52.10.4	N/A	Calibration not required	Calibration not required
SPEAG	Software	DASY 6 mmWave V2.4.2.62	N/A	Calibration not required	Calibration not required
SPEAG	Phantom	mmWave Phantom	N/A	Calibration not required	Calibration not required
SPEAG	Phantom	ELI	N/A	Calibration not required	Calibration not required
TECPEL	Digital thermometer	DTM-303A	TP130074	May/10/2024	May/09/2025

Unless otherwise stated the results shown in this test report refer only to the sample(s) tested and such sample(s) are retained for 90 days only.
除非另有說明，此報告結果僅對測試之樣品負責，同時此樣品僅保留90天。本報告未經本公司書面許可，不可部份複製。
This document is issued by the Company subject to its General Conditions of Service printed overleaf, available on request or accessible at http://www.sgs.com.tw/Terms-and-Conditions and for electronic format documents, subject to Terms and Conditions for Electronic Documents at http://www.sgs.com.tw/Terms-and-Conditions. Attention is drawn to the limitation of liability, indemnification and jurisdiction issues defined therein. Any holder of this document is advised that information contained hereon reflects the Company's findings at the time of its intervention only and within the limits of Client's instructions, if any. The Company's sole responsibility is to its Client and this document does not exonerate parties to a transaction from exercising all their rights and obligations under the transaction documents. This document cannot be reproduced except in full, without prior written approval of the Company. Any unauthorized alteration, forgery or falsification of the content or appearance of this document is unlawful and offenders may be prosecuted to the fullest extent of the law.

11 UNCERTAINTY BUDGET

Measurement Uncertainty evaluation template for DUT SAR test (3-6G)

A	c	D	e		f	g	h=c * f / e	i=c * g / e	k
Source of Uncertainty	Tolerance/ Uncertainty	Probability Distributio	Div	Div Value	ci (1g)	ci (10g)	Standard uncertainty	Standard uncertainty	vi, or Veff
Measurement system									
Probe calibration	6.55%	N	1	1	1	1	6.55%	6.55%	∞
Isotropy , Axial	3.50%	R	√3	1.732	1	1	2.02%	2.02%	∞
Isotropy, Hemispherical	9.60%	R	√3	1.732	1	1	5.54%	5.54%	∞
Modulation Response	2.40%	R	√3	1.732	1	1	1.40%	1.40%	∞
Boundary Effect	1.00%	R	√3	1.732	1	1	0.58%	0.58%	∞
Linearity	4.70%	R	√3	1.732	1	1	2.71%	2.71%	∞
Detection Limits	1.00%	R	√3	1.732	1	1	0.58%	0.58%	∞
Readout Electronics	0.30%	N	1	1	1	1	0.30%	0.30%	∞
Response time	0.80%	R	√3	1.732	1	1	0.46%	0.46%	∞
Integration Time	2.60%	R	√3	1.732	1	1	1.50%	1.50%	∞
Measurement drift (class A evaluation)	1.75%	R	√3	1.732	1	1	1.01%	1.01%	∞
RF ambient condition - noise	3.00%	R	√3	1.732	1	1	1.73%	1.73%	∞
RF ambient conditions - reflections	3.00%	R	√3	1.732	1	1	1.73%	1.73%	∞
Probe positioner Mechanical restrictions	0.40%	R	√3	1.732	1	1	0.23%	0.23%	∞
Probe Positioning with respect to phantom shell	2.90%	R	√3	1.732	1	1	1.67%	1.67%	∞
Post-processing	1.00%	R	√3	1.732	1	1	0.58%	0.58%	∞
Max SAR Eval	1.00%	R	√3	1.732	1	1	0.58%	0.58%	∞
Test Sample related									
Test sample positioning	2.90%	N	1	1	1	1	2.90%	2.90%	M-1
Device Holder Uncertainty	3.60%	N	1	1	1	1	3.60%	3.60%	M-1
Drift of output power	5.00%	R	√3	1.732	1	1	2.89%	2.89%	∞
Phantom and Setup									
Phantom Uncertainty	4.00%	R	√3	1.732	1	1	2.31%	2.31%	∞
Liquid permittivity (mea.)	2.77%	N	1	1	0.64	0.43	1.77%	1.19%	M
Liquid Conductivity (mea.)	2.84%	N	1	1	0.6	0.49	1.70%	1.39%	M
Combined standard uncertainty		RSS					11.97%	11.85%	
Expant uncertainty (95% confidence interval), K=2							23.94%	23.70%	

Unless otherwise stated the results shown in this test report refer only to the sample(s) tested and such sample(s) are retained for 90 days only.
除非另有說明，此報告結果僅對測試之樣品負責，同時此樣品僅保留90天。本報告未經本公司書面許可，不可部份複製。
This document is issued by the Company subject to its General Conditions of Service printed overleaf, available on request or accessible at http://www.sgs.com.tw/Terms-and-Conditions and for electronic format documents, subject to Terms and Conditions for Electronic Documents at http://www.sgs.com.tw/Terms-and-Conditions. Attention is drawn to the limitation of liability, indemnification and jurisdiction issues defined therein. Any holder of this document is advised that information contained hereon reflects the Company's findings at the time of its intervention only and within the limits of Client's instructions, if any. The Company's sole responsibility is to its Client and this document does not exonerate parties to a transaction from exercising all their rights and obligations under the transaction documents. This document cannot be reproduced except in full, without prior written approval of the Company. Any unauthorized alteration, forgery or falsification of the content or appearance of this document is unlawful and offenders may be prosecuted to the fullest extent of the law.

Measurement Uncertainty evaluation template for DUT SAR test (0.3-3G)

A	c	D	e		f	g	h=c * f / e	i=c * g / e	k
Source of Uncertainty	Tolerance/ Uncertainty	Probability Distributio	Div	Div Value	ci (1g)	ci (10g)	Standard uncertainty	Standard uncertainty	vi, or Veff
Measurement system									
Probe calibration	6.00%	N	1	1	1	1	6.00%	6.00%	∞
Isotropy , Axial	3.50%	R	√3	1.732	1	1	2.02%	2.02%	∞
Isotropy, Hemispherical	9.60%	R	√3	1.732	1	1	5.54%	5.54%	∞
Modulation Response	2.40%	R	√3	1.732	1	1	1.40%	1.40%	∞
Boundary Effect	1.00%	R	√3	1.732	1	1	0.58%	0.58%	∞
Linearity	4.70%	R	√3	1.732	1	1	2.71%	2.71%	∞
Detection Limits	1.00%	R	√3	1.732	1	1	0.58%	0.58%	∞
Readout Electronics	0.30%	N	1	1	1	1	0.30%	0.30%	∞
Response time	0.80%	R	√3	1.732	1	1	0.46%	0.46%	∞
Integration Time	2.60%	R	√3	1.732	1	1	1.50%	1.50%	∞
Measurement drift (class A evaluation)	1.75%	R	√3	1.732	1	1	1.01%	1.01%	∞
RF ambient condition - noise	3.00%	R	√3	1.732	1	1	1.73%	1.73%	∞
RF ambient conditions - reflections	3.00%	R	√3	1.732	1	1	1.73%	1.73%	∞
Probe positioner Mechanical restrictions	0.40%	R	√3	1.732	1	1	0.23%	0.23%	∞
Probe Positioning with respect to phantom shell	2.90%	R	√3	1.732	1	1	1.67%	1.67%	∞
Post-processing	1.00%	R	√3	1.732	1	1	0.58%	0.58%	∞
Max SAR Eval	1.00%	R	√3	1.732	1	1	0.58%	0.58%	∞
Test Sample related									
Test sample positioning	2.90%	N	1	1	1	1	2.90%	2.90%	M-1
Device Holder Uncertainty	3.60%	N	1	1	1	1	3.60%	3.60%	M-1
Drift of output power	5.00%	R	√3	1.732	1	1	2.89%	2.89%	∞
Phantom and Setup									
Phantom Uncertainty	4.00%	R	√3	1.732	1	1	2.31%	2.31%	∞
Liquid permittivity (mea.)	0.53%	N	1	1	0.64	0.43	0.34%	0.23%	M
Liquid Conductivity (mea.)	0.60%	N	1	1	0.6	0.49	0.36%	0.29%	M
Combined standard uncertainty		RSS					11.43%	11.41%	
Expant uncertainty (95% confidence interval), K=2							22.86%	22.83%	

Unless otherwise stated the results shown in this test report refer only to the sample(s) tested and such sample(s) are retained for 90 days only.
除非另有說明，此報告結果僅對測試之樣品負責，同時此樣品僅保留90天。本報告未經本公司書面許可，不可部份複製。
This document is issued by the Company subject to its General Conditions of Service printed overleaf, available on request or accessible at http://www.sgs.com.tw/Terms-and-Conditions and for electronic format documents, subject to Terms and Conditions for Electronic Documents at http://www.sgs.com.tw/Terms-and-Conditions. Attention is drawn to the limitation of liability, indemnification and jurisdiction issues defined therein. Any holder of this document is advised that information contained hereon reflects the Company's findings at the time of its intervention only and within the limits of Client's instructions, if any. The Company's sole responsibility is to its Client and this document does not exonerate parties to a transaction from exercising all their rights and obligations under the transaction documents. This document cannot be reproduced except in full, without prior written approval of the Company. Any unauthorized alteration, forgery or falsification of the content or appearance of this document is unlawful and offenders may be prosecuted to the fullest extent of the law.

DASY6 Uncertainty Budget
According to IEC/IEEE 62209-1528
(Frequency band: 6GHz - 10GHz range)

a	b	c	d		e	e	f=b * e / d	f=b * e / d
Source of Uncertainty	Uncertainty Value (±%)	Probability Distributioin	Div.	Div. Value	(ci) 1g	(ci) 10g	Std. uncertainty (1g) (±%)	Std. uncertainty (10g) (±%)
Measurement system errors								
Probe calibration	18.6	N	2	2	1	1	9.3	9.3
Probe Calibration Drift	1.7	R	√3	1.732	1	1	1.0	1.0
Probe Linearity	4.7	R	√3	1.732	1	1	2.7	2.7
Broadband Signal	2.8	R	√3	1.732	1	1	1.6	1.6
Probe Isotropy	7.6	R	√3	1.732	1	1	4.4	4.4
Data Acquisition	0.3	N	1	1	1	1	0.3	0.3
RF Ambient	1.8	N	1	1	1	1	1.8	1.8
Probe positioning	0.2	N	1	1	0.67	0.67	0.1	0.1
Data Processing	3.5	N	1	1	1	1	3.5	3.5
Phantom and device errors								
Conductivity (meas.)DAK	2.5	N	1	1	0.78	0.71	2.0	1.8
Conductivity (temp.)BB	2.4	R	√3	1.732	0.78	0.71	1.1	1.0
Phantom Permittivity	14.0	R	√3	1.732	0.5	0.5	4.0	4.0
Distance DUT - TSL	2.0	N	1	1	2	2	4.0	4.0
Device Positioning (±0.5mm)	1.0	N	1	1	1	1	1.0	1.0
Device Holder	3.6	N	1	1	1	1	3.6	3.6
DUT Modulationm	2.4	R	√3	1.732	1	1	1.4	1.4
Time-average SAR	0.0	R	√3	1.732	1	1	0.0	0.0
DUT drift	2.5	N	1	1	1	1	2.5	2.5
Val Antenna Unc.	0.0	N	1	1	1	1	0.0	0.0
Unc. Input Power	0.0	N	1	1	1	1	0.0	0.0
Correction to the SAR results								
Deviation to Target	1.90	N	1	1	1	0.84	1.9	1.6
SAR scaling		R	√3	1.732	1	1	0.0	0.0
Combined Std. uncertainty							14.0	13.9
Expanded Std. uncertainty (95% confidence interval), K=2							28.0	27.8

Unless otherwise stated the results shown in this test report refer only to the sample(s) tested and such sample(s) are retained for 90 days only.
除非另有說明，此報告結果僅對測試之樣品負責，同時此樣品僅保留90天。本報告未經本公司書面許可，不可部份複製。
This document is issued by the Company subject to its General Conditions of Service printed overleaf, available on request or accessible at http://www.sgs.com.tw/Terms-and-Conditions and for electronic format documents, subject to Terms and Conditions for Electronic Documents at http://www.sgs.com.tw/Terms-and-Conditions. Attention is drawn to the limitation of liability, indemnification and jurisdiction issues defined therein. Any holder of this document is advised that information contained hereon reflects the Company's findings at the time of its intervention only and within the limits of Client's instructions, if any. The Company's sole responsibility is to its Client and this document does not exonerate parties to a transaction from exercising all their rights and obligations under the transaction documents. This document cannot be reproduced except in full, without prior written approval of the Company. Any unauthorized alteration, forgery or falsification of the content or appearance of this document is unlawful and offenders may be prosecuted to the fullest extent of the law.

cDASY6 Module mmWave Uncertainty Budget for PD Evaluation Distances to the Antennas ≧λ/ 5 In Compliance with IEC/IEEE 63195

a	b	c	d		e	f=b * e / d	g
Source of Uncertainty	Uncertainty Value (+-dB)	Probability Distributioin	Div.	Div. Value	ci	Std. uncertainty (+-dB)	(vi) Veff
Uncertainty terms dependent on the measurement system							
Probe calibration	0.49	N	1	1	1	0.49	∞
Probe correction	0.00	R	√3	1.732	1	0.00	∞
Frequency response (BW≦1GHz)	0.20	R	√3	1.732	1	0.12	∞
Sensor cross coupling	0.00	R	√3	1.732	1	0.00	∞
Isotropy	0.50	R	√3	1.732	1	0.29	∞
Linearity	0.20	R	√3	1.732	1	0.12	∞
Probe scattering	0.00	R	√3	1.732	1	0.00	∞
Probe positioning offset	0.30	R	√3	1.732	1	0.17	∞
Probe positioning repeatability	0.04	R	√3	1.732	1	0.02	∞
Sensor mechanical offset	0.00	R	√3	1.732	1	0.00	∞
Probe spatial resolution	0.00	R	√3	1.732	1	0.00	∞
Field impedance dependance	0.00	R	√3	1.732	1	0.00	∞
Amplitude and phase drift	0.00	R	√3	1.732	1	0.00	∞
Amplitude and phase noise	0.04	R	√3	1.732	1	0.02	∞
Measurement area truncation	0.00	R	√3	1.732	1	0.00	∞
Data acquisition	0.03	N	1	1	1	0.03	∞
Sampling	0.00	R	√3	1	1	0.00	∞
Field reconstruction	2.00	R	√3	1.732	1	1.15	∞
Forward transformation	0.00	R	√3	1.732	1	0.00	∞
Power density scaling	-	R	√3	1.732	1	-	∞
Spatial averaging	0.10	R	√3	1.732	1	0.06	∞
System detection limit	0.04	R	√3	1.732	1	0.02	∞
Uncertainty terms dependent on the DUT and environmental factors							
Probe coupling with DUT	0.00	R	√3	1.732	1	0.00	∞
Modulation response	0.40	R	√3	1.732	1	0.23	∞
Integration time	0.00	R	√3	1.732	1	0.00	∞
Response time	0.00	R	√3	1.732	1	0.00	∞
Device holder influence	0.10	R	√3	1.732	1	0.06	∞
DUT alignment	0.00	R	√3	1.732	1	0.00	∞
RF ambient conditions	0.04	R	√3	1.732	1	0.02	∞
Ambient reflections	0.04	R	√3	1.732	1	0.02	∞
Immunity / secondary reception	0.00	R	√3	1.732	1	0.00	∞
Drift of the DUT	-	R	√3	1.732	1	-	∞
Combined Std. uncertainty						1.33	
Expanded Std. uncertainty (95% confidence interval), K=2						2.67	

Unless otherwise stated the results shown in this test report refer only to the sample(s) tested and such sample(s) are retained for 90 days only.
除非另有說明，此報告結果僅對測試之樣品負責，同時此樣品僅保留90天。本報告未經本公司書面許可，不可部份複製。
This document is issued by the Company subject to its General Conditions of Service printed overleaf, available on request or accessible at http://www.sgs.com.tw/Terms-and-Conditions and for electronic format documents, subject to Terms and Conditions for Electronic Documents at http://www.sgs.com.tw/Terms-and-Conditions. Attention is drawn to the limitation of liability, indemnification and jurisdiction issues defined therein. Any holder of this document is advised that information contained hereon reflects the Company's findings at the time of its intervention only and within the limits of Client's instructions, if any. The Company's sole responsibility is to its Client and this document does not exonerate parties to a transaction from exercising all their rights and obligations under the transaction documents. This document cannot be reproduced except in full, without prior written approval of the Company. Any unauthorized alteration, forgery or falsification of the content or appearance of this document is unlawful and offenders may be prosecuted to the fullest extent of the law.

12 SAR MEASUREMENT RESULTS

Date: 2025/4/21

ID: 001
Report No. :TESA2504000291ES
WLAN 802.11b_Body_Bottom Surface_CH 1_0mm_Main
Communication System: WLAN 2.45G; Frequency: 2412 MHz; Duty cycle= 1:1.029
Medium parameters used: f = 2412 MHz; σ = 1.746 S/m; ε_r = 38.881; ρ = 1000 kg/m^3
Phantom section: Flat Section
Ambient temperature: 22.1°C; Liquid temperature: 21.8°C

DASY5 Configuration:

- Probe: EX3DV4 - SN7466; ConvF(7.38, 6.95, 6.92) @ 2412 MHz; Calibrated: 2025/1/28
- Sensor-Surface: 1.4mm (Mechanical Surface Detection)
- Electronics: DAE4 Sn1336; Calibrated: 2024/8/15
- Phantom: ELI
- DASY52 52.10.4(1527); SEMCAD X 14.6.14(7483)

Area Scan (91x121x1): Interpolated grid: dx=12 mm, dy=12 mm
Maximum value of SAR (interpolated) = 0.0876 W/kg

Zoom Scan (7x7x7)/Cube 0: Measurement grid: dx=5mm, dy=5mm, dz=5mm
Reference Value = 3.151 V/m; Power Drift = 0.02 dB
Peak SAR (extrapolated) = 0.0980 W/kg
SAR(1 g) = 0.064 W/kg; SAR(10 g) = 0.038 W/kg
Smallest distance from peaks to all points 3 dB below: Larger than measurement grid
Ratio of SAR at M2 to SAR at M1 = 65.4%
Maximum value of SAR (measured) = 0.0873 W/kg

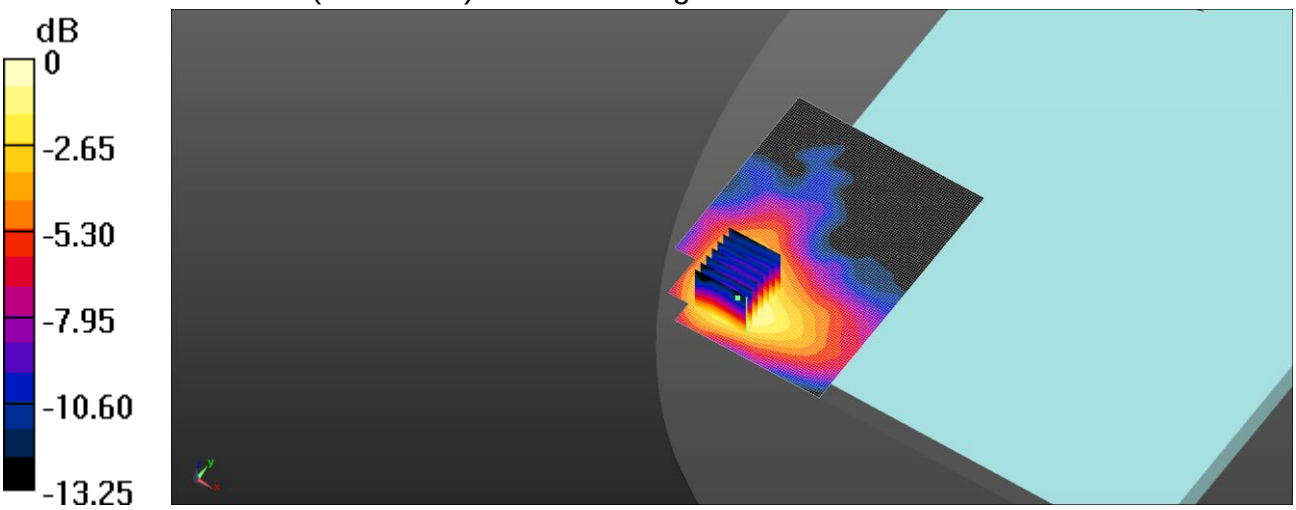

0 dB = 0.0873 W/kg = -10.59 dBW/kg

Unless otherwise stated the results shown in this test report refer only to the sample(s) tested and such sample(s) are retained for 90 days only.
除非另有說明，此報告結果僅對測試之樣品負責，同時此樣品僅保留90天。本報告未經本公司書面許可，不可部份複製。
This document is issued by the Company subject to its General Conditions of Service printed overleaf, available on request or accessible at http://www.sgs.com.tw/Terms-and-Conditions and for electronic format documents, subject to Terms and Conditions for Electronic Documents at http://www.sgs.com.tw/Terms-and-Conditions. Attention is drawn to the limitation of liability, indemnification and jurisdiction issues defined therein. Any holder of this document is advised that information contained hereon reflects the Company's findings at the time of its intervention only and within the limits of Client's instructions, if any. The Company's sole responsibility is to its Client and this document does not exonerate parties to a transaction from exercising all their rights and obligations under the transaction documents. This document cannot be reproduced except in full, without prior written approval of the Company. Any unauthorized alteration, forgery or falsification of the content or appearance of this document is unlawful and offenders may be prosecuted to the fullest extent of the law.

Date: 2025/4/21

ID: 002
Report No. :TESA2504000291ES
Bluetooth(GFSK)_Body_Bottom Surface_CH 0_0mm_Main
Communication System: Bluetooh; Frequency: 2402 MHz; Duty cycle= 1:1.302
Medium parameters used: f = 2402 MHz; σ = 1.738 S/m; ε_r = 38.913; ρ = 1000 kg/m^3
Phantom section: Flat Section
Ambient temperature: 22.1°C; Liquid temperature: 21.8°C

DASY5 Configuration:

- Probe: EX3DV4 - SN7466; ConvF(7.38, 6.95, 6.92) @ 2402 MHz; Calibrated: 2025/1/28
- Sensor-Surface: 1.4mm (Mechanical Surface Detection)
- Electronics: DAE4 Sn1336; Calibrated: 2024/8/15
- Phantom: ELI
- DASY52 52.10.4(1527); SEMCAD X 14.6.14(7483)

Area Scan (91x121x1): Interpolated grid: dx=12 mm, dy=12 mm
Maximum value of SAR (interpolated) = 0.0702 W/kg

Zoom Scan (7x7x7)/Cube 0: Measurement grid: dx=5mm, dy=5mm, dz=5mm
Reference Value = 4.238 V/m; Power Drift = 0.02 dB
Peak SAR (extrapolated) = 0.0780 W/kg
SAR(1 g) = 0.051 W/kg; SAR(10 g) = 0.031 W/kg
Smallest distance from peaks to all points 3 dB below: Larger than measurement grid
Ratio of SAR at M2 to SAR at M1 = 64.1%
Maximum value of SAR (measured) = 0.0693 W/kg

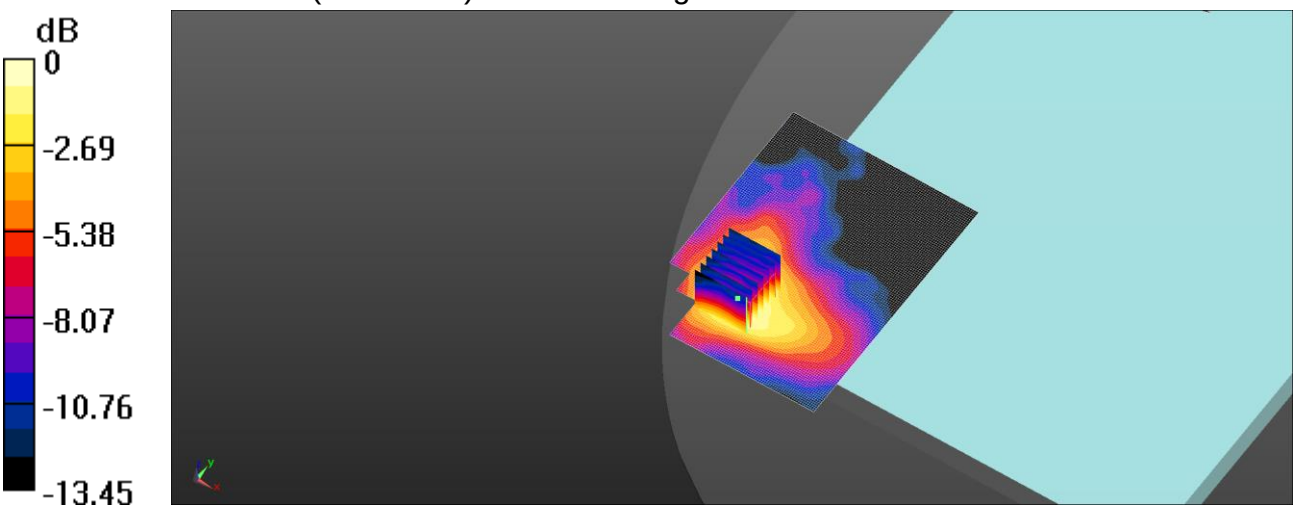

0 dB = 0.0693 W/kg = -11.59 dBW/kg

Unless otherwise stated the results shown in this test report refer only to the sample(s) tested and such sample(s) are retained for 90 days only.
除非另有說明，此報告結果僅對測試之樣品負責，同時此樣品僅保留90天。本報告未經本公司書面許可，不可部份複製。
This document is issued by the Company subject to its General Conditions of Service printed overleaf, available on request or accessible at http://www.sgs.com.tw/Terms-and-Conditions and for electronic format documents, subject to Terms and Conditions for Electronic Documents at http://www.sgs.com.tw/Terms-and-Conditions. Attention is drawn to the limitation of liability, indemnification and jurisdiction issues defined therein. Any holder of this document is advised that information contained hereon reflects the Company's findings at the time of its intervention only and within the limits of Client's instructions, if any. The Company's sole responsibility is to its Client and this document does not exonerate parties to a transaction from exercising all their rights and obligations under the transaction documents. This document cannot be reproduced except in full, without prior written approval of the Company. Any unauthorized alteration, forgery or falsification of the content or appearance of this document is unlawful and offenders may be prosecuted to the fullest extent of the law.

Date: 2025/4/22

ID: 003
Report No. :TESA2504000291ES
WLAN 802.11ac(80M) 5.2G_Body_Bottom Surface_CH 42_0mm_Main
Communication System: WLAN 5G; Frequency: 5210 MHz; Duty cycle= 1:1.005
Medium parameters used: f = 5210 MHz; σ = 4.773 S/m; ε_r = 36.688; ρ = 1000 kg/m^3
Phantom section: Flat Section
Ambient temperature: 22.5°C; Liquid temperature: 22.3°C

DASY5 Configuration:

- Probe: EX3DV4 - SN7466; ConvF(5.52, 5.19, 5.17) @ 5210 MHz; Calibrated: 2025/1/28
- Sensor-Surface: 1.4mm (Mechanical Surface Detection)
- Electronics: DAE4 Sn1336; Calibrated: 2024/8/15
- Phantom: ELI
- DASY52 52.10.4(1527); SEMCAD X 14.6.14(7483)

Area Scan (101x141x1): Interpolated grid: dx=10 mm, dy=10 mm
Maximum value of SAR (interpolated) = 0.0557 W/kg

Zoom Scan (7x7x12)/Cube 0: Measurement grid: dx=4mm, dy=4mm, dz=2mm
Reference Value = 2.378 V/m; Power Drift = -0.04 dB
Peak SAR (extrapolated) = 0.0290 W/kg
SAR(1 g) = 0.014 W/kg; SAR(10 g) = 0.00937 W/kg
Smallest distance from peaks to all points 3 dB below: Larger than measurement grid
Ratio of SAR at M2 to SAR at M1 = 87.9%
Maximum value of SAR (measured) = 0.0204 W/kg

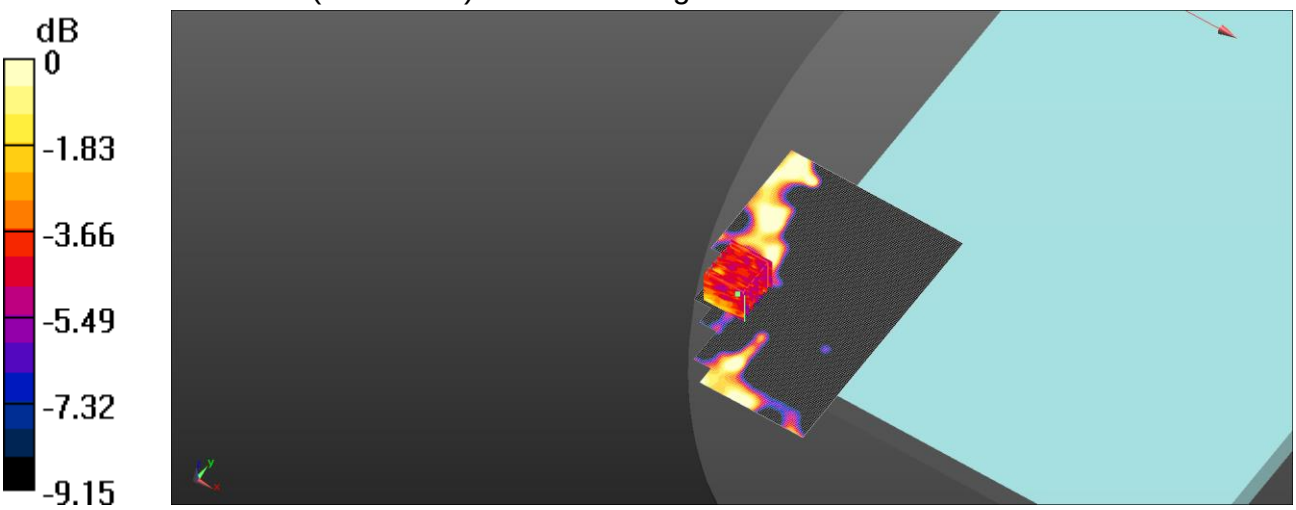

0 dB = 0.0204 W/kg = -16.90 dBW/kg

Unless otherwise stated the results shown in this test report refer only to the sample(s) tested and such sample(s) are retained for 90 days only.
除非另有說明，此報告結果僅對測試之樣品負責，同時此樣品僅保留90天。本報告未經本公司書面許可，不可部份複製。
This document is issued by the Company subject to its General Conditions of Service printed overleaf, available on request or accessible at http://www.sgs.com.tw/Terms-and-Conditions and for electronic format documents, subject to Terms and Conditions for Electronic Documents at http://www.sgs.com.tw/Terms-and-Conditions. Attention is drawn to the limitation of liability, indemnification and jurisdiction issues defined therein. Any holder of this document is advised that information contained hereon reflects the Company's findings at the time of its intervention only and within the limits of Client's instructions, if any. The Company's sole responsibility is to its Client and this document does not exonerate parties to a transaction from exercising all their rights and obligations under the transaction documents. This document cannot be reproduced except in full, without prior written approval of the Company. Any unauthorized alteration, forgery or falsification of the content or appearance of this document is unlawful and offenders may be prosecuted to the fullest extent of the law.

Date: 2025/4/22

ID: 004
Report No. :TESA2504000291ES
WLAN 802.11ac(80M) 5.3G_Body_Bottom Surface_CH 58_0mm_Main
Communication System: WLAN 5G; Frequency: 5290 MHz; Duty cycle= 1:1.005
Medium parameters used: f = 5290 MHz; σ = 4.853 S/m; ε_r = 36.622; ρ = 1000 kg/m^3
Phantom section: Flat Section
Ambient temperature: 22.5°C; Liquid temperature: 22.3°C

DASY5 Configuration:

- Probe: EX3DV4 - SN7466; ConvF(5.52, 5.19, 5.17) @ 5290 MHz; Calibrated: 2025/1/28
- Sensor-Surface: 1.4mm (Mechanical Surface Detection)
- Electronics: DAE4 Sn1336; Calibrated: 2024/8/15
- Phantom: ELI
- DASY52 52.10.4(1527); SEMCAD X 14.6.14(7483)

Area Scan (101x141x1): Interpolated grid: dx=10 mm, dy=10 mm
Maximum value of SAR (interpolated) = 0.0334 W/kg

Zoom Scan (7x7x12)/Cube 0: Measurement grid: dx=4mm, dy=4mm, dz=2mm
Reference Value = 3.211 V/m; Power Drift = 0.02 dB
Peak SAR (extrapolated) = 0.0180 W/kg
SAR(1 g) = 0.012 W/kg; SAR(10 g) = 0.00993 W/kg
Smallest distance from peaks to all points 3 dB below: Larger than measurement grid
Ratio of SAR at M2 to SAR at M1 = 53.5%
Maximum value of SAR (measured) = 0.0175 W/kg

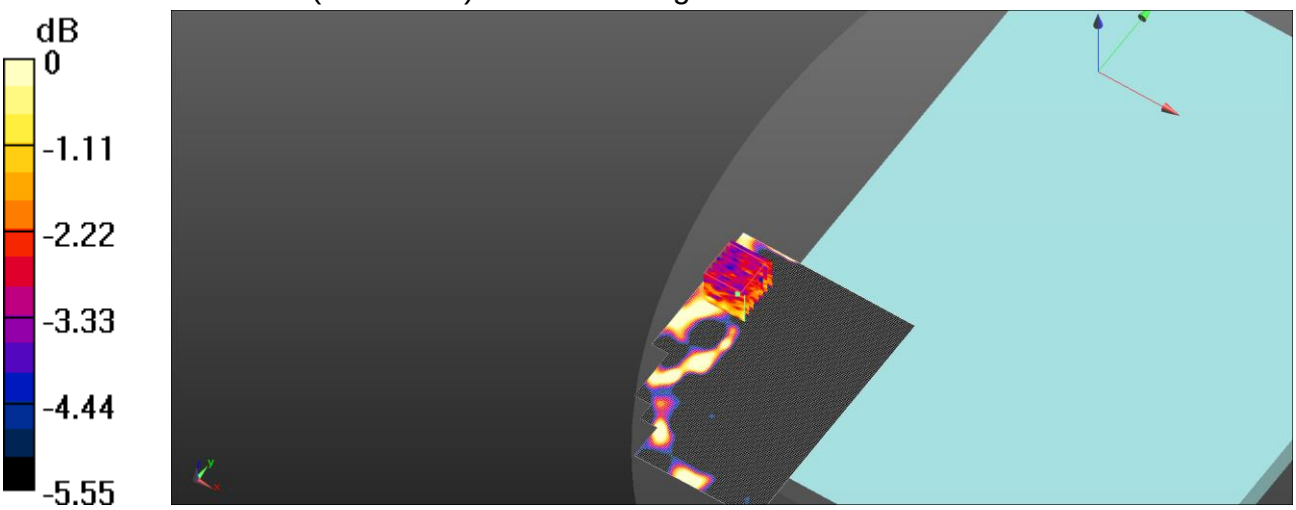

0 dB = 0.0175 W/kg = -17.57 dBW/kg

Unless otherwise stated the results shown in this test report refer only to the sample(s) tested and such sample(s) are retained for 90 days only.
除非另有說明，此報告結果僅對測試之樣品負責，同時此樣品僅保留90天。本報告未經本公司書面許可，不可部份複製。
This document is issued by the Company subject to its General Conditions of Service printed overleaf, available on request or accessible at http://www.sgs.com.tw/Terms-and-Conditions and for electronic format documents, subject to Terms and Conditions for Electronic Documents at http://www.sgs.com.tw/Terms-and-Conditions. Attention is drawn to the limitation of liability, indemnification and jurisdiction issues defined therein. Any holder of this document is advised that information contained hereon reflects the Company's findings at the time of its intervention only and within the limits of Client's instructions, if any. The Company's sole responsibility is to its Client and this document does not exonerate parties to a transaction from exercising all their rights and obligations under the transaction documents. This document cannot be reproduced except in full, without prior written approval of the Company. Any unauthorized alteration, forgery or falsification of the content or appearance of this document is unlawful and offenders may be prosecuted to the fullest extent of the law.

Date: 2025/4/22

ID: 005
Report No. :TESA2504000291ES
WLAN 802.11ac(80M) 5.6G_Body_Bottom Surface_CH 138_0mm_Main
Communication System: WLAN 5G; Frequency: 5690 MHz; Duty cycle= 1:1.005
Medium parameters used: f = 5690 MHz; σ = 5.274 S/m; ε_r = 36.122; ρ = 1000 kg/m^3
Phantom section: Flat Section
Ambient temperature: 22.4°C; Liquid temperature: 22.1°C

DASY5 Configuration:

- Probe: EX3DV4 - SN7466; ConvF(5.15, 4.85, 4.83) @ 5690 MHz; Calibrated: 2025/1/28
- Sensor-Surface: 1.4mm (Mechanical Surface Detection)
- Electronics: DAE4 Sn1336; Calibrated: 2024/8/15
- Phantom: ELI
- DASY52 52.10.4(1527); SEMCAD X 14.6.14(7483)

Area Scan (101x141x1): Interpolated grid: dx=10 mm, dy=10 mm
Maximum value of SAR (interpolated) = 0.0740 W/kg

Zoom Scan (7x7x12)/Cube 0: Measurement grid: dx=4mm, dy=4mm, dz=2mm
Reference Value = 3.963 V/m; Power Drift = 0.01 dB
Peak SAR (extrapolated) = 0.108 W/kg
SAR(1 g) = 0.019 W/kg; SAR(10 g) = 0.013 W/kg
Smallest distance from peaks to all points 3 dB below: Larger than measurement grid
Ratio of SAR at M2 to SAR at M1 = 84.8%
Maximum value of SAR (measured) = 0.0294 W/kg



0 dB = 0.0294 W/kg = -15.32 dBW/kg

Unless otherwise stated the results shown in this test report refer only to the sample(s) tested and such sample(s) are retained for 90 days only.
除非另有說明，此報告結果僅對測試之樣品負責，同時此樣品僅保留90天。本報告未經本公司書面許可，不可部份複製。
This document is issued by the Company subject to its General Conditions of Service printed overleaf, available on request or accessible at http://www.sgs.com.tw/Terms-and-Conditions and for electronic format documents, subject to Terms and Conditions for Electronic Documents at http://www.sgs.com.tw/Terms-and-Conditions. Attention is drawn to the limitation of liability, indemnification and jurisdiction issues defined therein. Any holder of this document is advised that information contained hereon reflects the Company's findings at the time of its intervention only and within the limits of Client's instructions, if any. The Company's sole responsibility is to its Client and this document does not exonerate parties to a transaction from exercising all their rights and obligations under the transaction documents. This document cannot be reproduced except in full, without prior written approval of the Company. Any unauthorized alteration, forgery or falsification of the content or appearance of this document is unlawful and offenders may be prosecuted to the fullest extent of the law.

Date: 2025/4/22

ID: 006
Report No. :TESA2504000291ES
WLAN 802.11ac(80M) 5.8G_Body_Bottom Surface_CH 155_0mm_Main
Communication System: WLAN 5G; Frequency: 5775 MHz; Duty cycle= 1:1.005
Medium parameters used: f = 5775 MHz; σ = 5.37 S/m; ε_r = 36.058; ρ = 1000 kg/m^3
Phantom section: Flat Section
Ambient temperature: 22.6°C; Liquid temperature: 22.2°C

DASY5 Configuration:

- Probe: EX3DV4 - SN7466; ConvF(5.15, 4.85, 4.83) @ 5775 MHz; Calibrated: 2025/1/28
- Sensor-Surface: 1.4mm (Mechanical Surface Detection)
- Electronics: DAE4 Sn1336; Calibrated: 2024/8/15
- Phantom: ELI
- DASY52 52.10.4(1527); SEMCAD X 14.6.14(7483)

Area Scan (101x141x1): Interpolated grid: dx=10 mm, dy=10 mm
Maximum value of SAR (interpolated) = 0.0711 W/kg

Zoom Scan (7x7x12)/Cube 0: Measurement grid: dx=4mm, dy=4mm, dz=2mm
Reference Value = 4.962 V/m; Power Drift = 0.02 dB
Peak SAR (extrapolated) = 0.0430 W/kg
SAR(1 g) = 0.021 W/kg; SAR(10 g) = 0.015 W/kg
Smallest distance from peaks to all points 3 dB below: Larger than measurement grid
Ratio of SAR at M2 to SAR at M1 = 69.5%
Maximum value of SAR (measured) = 0.0328 W/kg

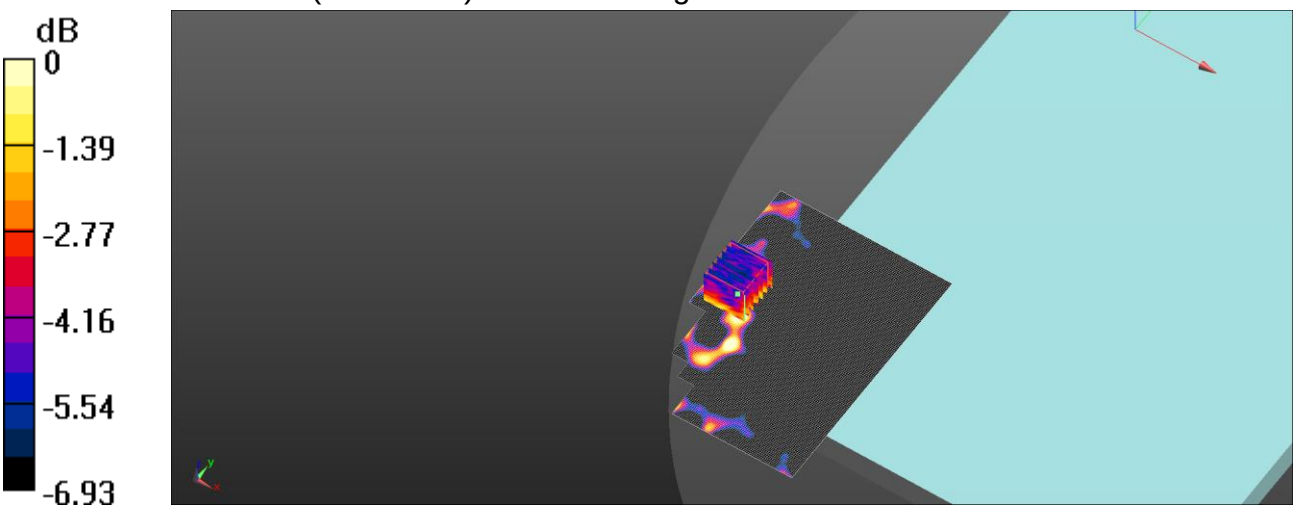

0 dB = 0.0328 W/kg = -14.84 dBW/kg

Unless otherwise stated the results shown in this test report refer only to the sample(s) tested and such sample(s) are retained for 90 days only.
除非另有說明，此報告結果僅對測試之樣品負責，同時此樣品僅保留90天。本報告未經本公司書面許可，不可部份複製。
This document is issued by the Company subject to its General Conditions of Service printed overleaf, available on request or accessible at http://www.sgs.com.tw/Terms-and-Conditions and for electronic format documents, subject to Terms and Conditions for Electronic Documents at http://www.sgs.com.tw/Terms-and-Conditions. Attention is drawn to the limitation of liability, indemnification and jurisdiction issues defined therein. Any holder of this document is advised that information contained hereon reflects the Company's findings at the time of its intervention only and within the limits of Client's instructions, if any. The Company's sole responsibility is to its Client and this document does not exonerate parties to a transaction from exercising all their rights and obligations under the transaction documents. This document cannot be reproduced except in full, without prior written approval of the Company. Any unauthorized alteration, forgery or falsification of the content or appearance of this document is unlawful and offenders may be prosecuted to the fullest extent of the law.

Date: 2025/4/22

ID: 007
Report No. :TESA2504000291ES
WLAN 802.11ac(160M) 5.9G_Body_Bottom Surface_CH 163_0mm_Main
Communication System: WLAN 5G; Frequency: 5815 MHz; Duty cycle= 1:1.01
Medium parameters used: f = 5815 MHz; σ = 5.412 S/m; ε_r = 36.021; ρ = 1000 kg/m^3
Phantom section: Flat Section
Ambient temperature: 22.6°C; Liquid temperature: 22.3°C

DASY5 Configuration:

- Probe: EX3DV4 - SN7466; ConvF(5.07, 4.77, 4.75) @ 5815 MHz; Calibrated: 2025/1/28
- Sensor-Surface: 1.4mm (Mechanical Surface Detection)
- Electronics: DAE4 Sn1336; Calibrated: 2024/8/15
- Phantom: ELI
- DASY52 52.10.4(1527); SEMCAD X 14.6.14(7483)

Area Scan (101x141x1): Interpolated grid: dx=10 mm, dy=10 mm
Maximum value of SAR (interpolated) = 0.0876 W/kg

Zoom Scan (7x7x12)/Cube 0: Measurement grid: dx=4mm, dy=4mm, dz=2mm
Reference Value = 3.158 V/m; Power Drift = 0.01 dB
Peak SAR (extrapolated) = 0.0360 W/kg
SAR(1 g) = 0.021 W/kg; SAR(10 g) = 0.014 W/kg
Smallest distance from peaks to all points 3 dB below: Larger than measurement grid
Ratio of SAR at M2 to SAR at M1 = 78.1%
Maximum value of SAR (measured) = 0.0333 W/kg

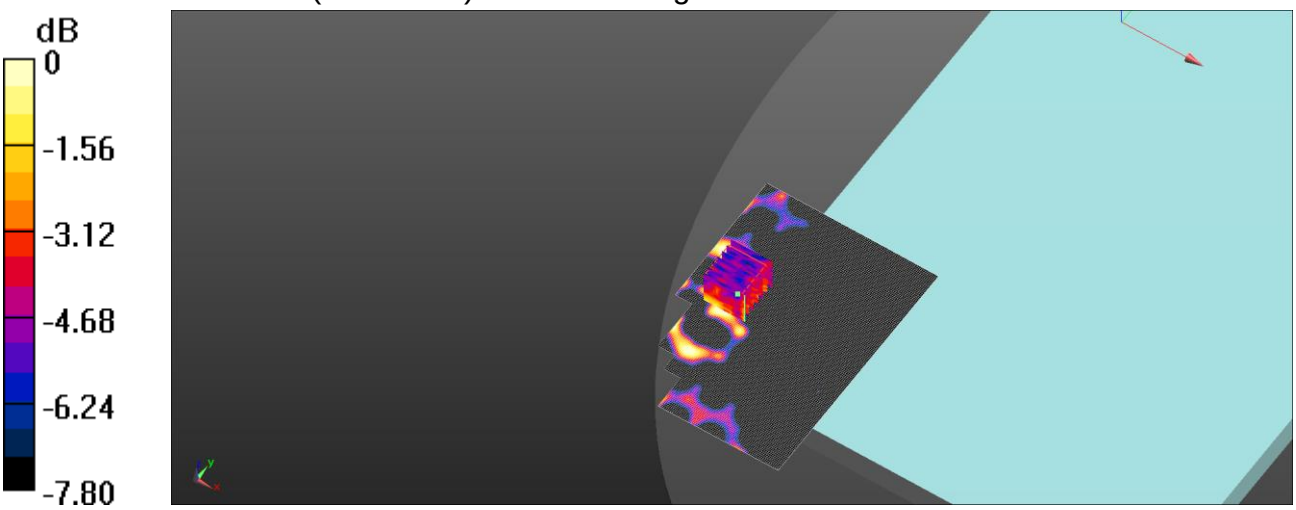

0 dB = 0.0333 W/kg = -14.78 dBW/kg

Unless otherwise stated the results shown in this test report refer only to the sample(s) tested and such sample(s) are retained for 90 days only.
除非另有說明，此報告結果僅對測試之樣品負責，同時此樣品僅保留90天。本報告未經本公司書面許可，不可部份複製。
This document is issued by the Company subject to its General Conditions of Service printed overleaf, available on request or accessible at http://www.sgs.com.tw/Terms-and-Conditions and for electronic format documents, subject to Terms and Conditions for Electronic Documents at http://www.sgs.com.tw/Terms-and-Conditions. Attention is drawn to the limitation of liability, indemnification and jurisdiction issues defined therein. Any holder of this document is advised that information contained hereon reflects the Company's findings at the time of its intervention only and within the limits of Client's instructions, if any. The Company's sole responsibility is to its Client and this document does not exonerate parties to a transaction from exercising all their rights and obligations under the transaction documents. This document cannot be reproduced except in full, without prior written approval of the Company. Any unauthorized alteration, forgery or falsification of the content or appearance of this document is unlawful and offenders may be prosecuted to the fullest extent of the law.

Date: 2025/4/21

ID: 008
Report No. :TESA2504000291ES
WLAN 802.11b_Body_Bottom Surface_CH 1_0mm_Aux
Communication System: WLAN 2.45G; Frequency: 2412 MHz; Duty cycle= 1:1.029
Medium parameters used: f = 2412 MHz; σ = 1.746 S/m; ε_r = 38.881; ρ = 1000 kg/m^3
Phantom section: Flat Section
Ambient temperature: 22.1°C; Liquid temperature: 21.8°C

DASY5 Configuration:

- Probe: EX3DV4 - SN7466; ConvF(7.38, 6.95, 6.92) @ 2412 MHz; Calibrated: 2025/1/28
- Sensor-Surface: 1.4mm (Mechanical Surface Detection)
- Electronics: DAE4 Sn1336; Calibrated: 2024/8/15
- Phantom: ELI
- DASY52 52.10.4(1527); SEMCAD X 14.6.14(7483)

Area Scan (81x121x1): Interpolated grid: dx=12 mm, dy=12 mm
Maximum value of SAR (interpolated) = 0.0385 W/kg

Zoom Scan (7x7x7)/Cube 0: Measurement grid: dx=5mm, dy=5mm, dz=5mm
Reference Value = 2.963 V/m; Power Drift = -0.01 dB
Peak SAR (extrapolated) = 0.0440 W/kg
SAR(1 g) = 0.027 W/kg; SAR(10 g) = 0.016 W/kg
Smallest distance from peaks to all points 3 dB below: Larger than measurement grid
Ratio of SAR at M2 to SAR at M1 = 60%
Maximum value of SAR (measured) = 0.0376 W/kg

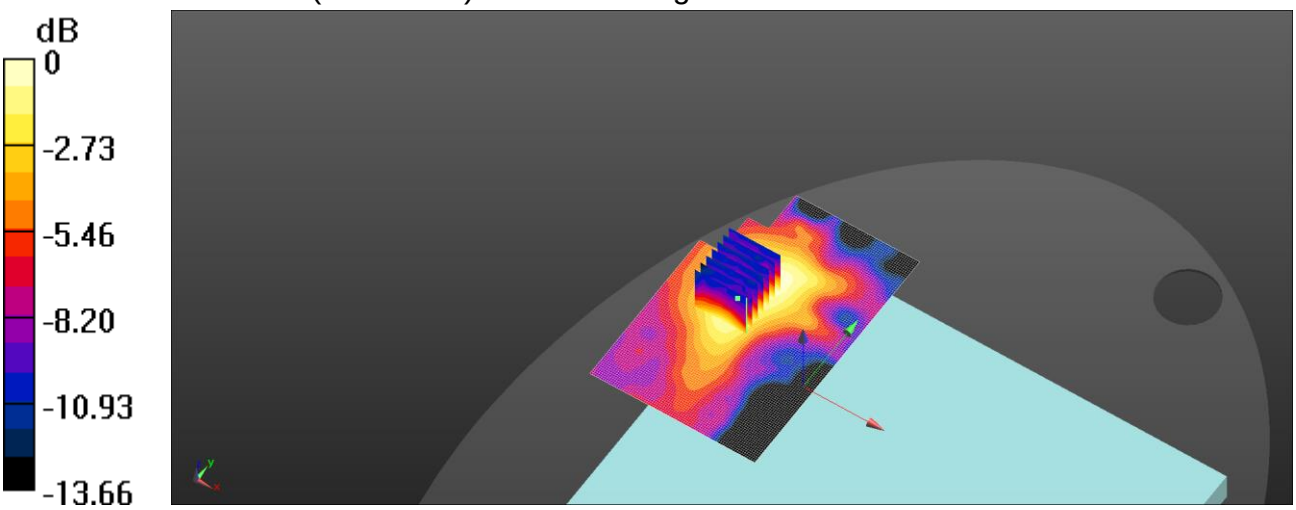

0 dB = 0.0376 W/kg = -14.25 dBW/kg

Unless otherwise stated the results shown in this test report refer only to the sample(s) tested and such sample(s) are retained for 90 days only.
除非另有說明，此報告結果僅對測試之樣品負責，同時此樣品僅保留90天。本報告未經本公司書面許可，不可部份複製。
This document is issued by the Company subject to its General Conditions of Service printed overleaf, available on request or accessible at http://www.sgs.com.tw/Terms-and-Conditions and for electronic format documents, subject to Terms and Conditions for Electronic Documents at http://www.sgs.com.tw/Terms-and-Conditions. Attention is drawn to the limitation of liability, indemnification and jurisdiction issues defined therein. Any holder of this document is advised that information contained hereon reflects the Company's findings at the time of its intervention only and within the limits of Client's instructions, if any. The Company's sole responsibility is to its Client and this document does not exonerate parties to a transaction from exercising all their rights and obligations under the transaction documents. This document cannot be reproduced except in full, without prior written approval of the Company. Any unauthorized alteration, forgery or falsification of the content or appearance of this document is unlawful and offenders may be prosecuted to the fullest extent of the law.

Date: 2025/4/21

ID: 009
Report No. :TESA2504000291ES
Bluetooth(GFSK)_Body_Bottom Surface_CH 0_0mm_Aux
Communication System: Bluetooh; Frequency: 2402 MHz; Duty cycle= 1:1.302
Medium parameters used: f = 2402 MHz; σ = 1.738 S/m; ε_r = 38.913; ρ = 1000 kg/m^3
Phantom section: Flat Section
Ambient temperature: 22.1°C; Liquid temperature: 21.8°C

DASY5 Configuration:

- Probe: EX3DV4 - SN7466; ConvF(7.38, 6.95, 6.92) @ 2402 MHz; Calibrated: 2025/1/28
- Sensor-Surface: 1.4mm (Mechanical Surface Detection)
- Electronics: DAE4 Sn1336; Calibrated: 2024/8/15
- Phantom: ELI
- DASY52 52.10.4(1527); SEMCAD X 14.6.14(7483)

Area Scan (81x121x1): Interpolated grid: dx=12 mm, dy=12 mm
Maximum value of SAR (interpolated) = 0.0305 W/kg

Zoom Scan (7x7x7)/Cube 0: Measurement grid: dx=5mm, dy=5mm, dz=5mm
Reference Value = 4.158 V/m; Power Drift = 0.07 dB
Peak SAR (extrapolated) = 0.0340 W/kg
SAR(1 g) = 0.021 W/kg; SAR(10 g) = 0.013 W/kg
Smallest distance from peaks to all points 3 dB below: Larger than measurement grid
Ratio of SAR at M2 to SAR at M1 = 58%
Maximum value of SAR (measured) = 0.0291 W/kg

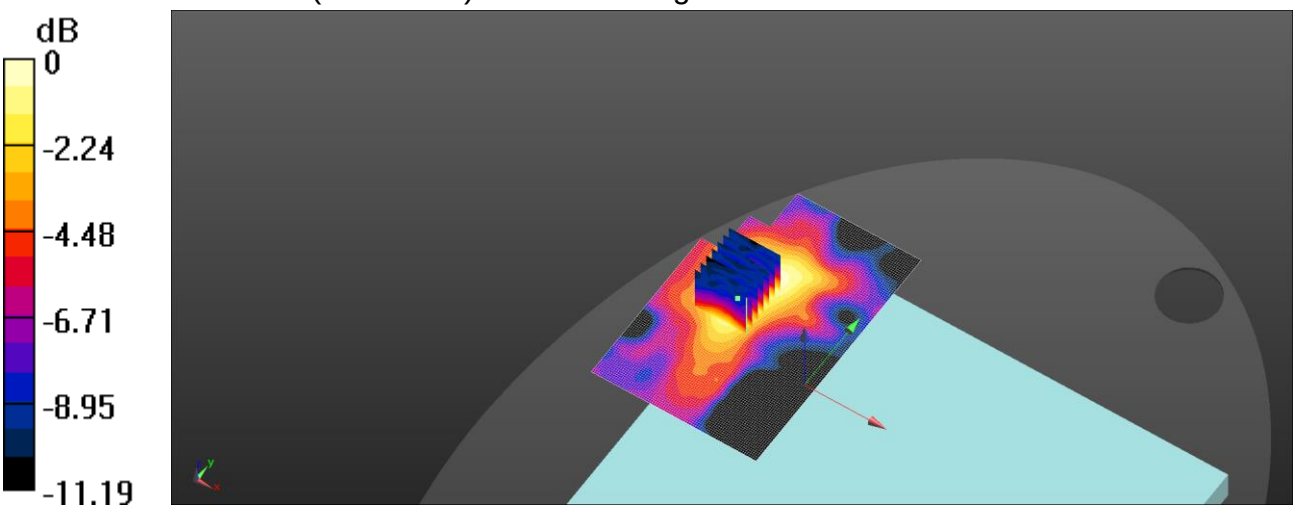

0 dB = 0.0291 W/kg = -15.36 dBW/kg

Unless otherwise stated the results shown in this test report refer only to the sample(s) tested and such sample(s) are retained for 90 days only.
除非另有說明，此報告結果僅對測試之樣品負責，同時此樣品僅保留90天。本報告未經本公司書面許可，不可部份複製。
This document is issued by the Company subject to its General Conditions of Service printed overleaf, available on request or accessible at http://www.sgs.com.tw/Terms-and-Conditions and for electronic format documents, subject to Terms and Conditions for Electronic Documents at http://www.sgs.com.tw/Terms-and-Conditions. Attention is drawn to the limitation of liability, indemnification and jurisdiction issues defined therein. Any holder of this document is advised that information contained hereon reflects the Company's findings at the time of its intervention only and within the limits of Client's instructions, if any. The Company's sole responsibility is to its Client and this document does not exonerate parties to a transaction from exercising all their rights and obligations under the transaction documents. This document cannot be reproduced except in full, without prior written approval of the Company. Any unauthorized alteration, forgery or falsification of the content or appearance of this document is unlawful and offenders may be prosecuted to the fullest extent of the law.

Date: 2025/4/22

ID: 010
Report No. :TESA2504000291ES
WLAN 802.11ac(80M) 5.2G_Body_Bottom Surface_CH 42_0mm_Aux
Communication System: WLAN 5G; Frequency: 5210 MHz; Duty cycle= 1:1.005
Medium parameters used: f = 5210 MHz; σ = 4.773 S/m; ε_r = 36.688; ρ = 1000 kg/m^3
Phantom section: Flat Section
Ambient temperature: 22.5°C; Liquid temperature: 22.3°C

DASY5 Configuration:

- Probe: EX3DV4 - SN7466; ConvF(5.52, 5.19, 5.17) @ 5210 MHz; Calibrated: 2025/1/28
- Sensor-Surface: 1.4mm (Mechanical Surface Detection)
- Electronics: DAE4 Sn1336; Calibrated: 2024/8/15
- Phantom: ELI
- DASY52 52.10.4(1527); SEMCAD X 14.6.14(7483)

Area Scan (101x141x1): Interpolated grid: dx=10 mm, dy=10 mm
Maximum value of SAR (interpolated) = 0.0606 W/kg

Zoom Scan (7x7x12)/Cube 0: Measurement grid: dx=4mm, dy=4mm, dz=2mm
Reference Value = 3.339 V/m; Power Drift = -0.02 dB
Peak SAR (extrapolated) = 0.0330 W/kg
SAR(1 g) = 0.013 W/kg; SAR(10 g) = 0.00695 W/kg
Smallest distance from peaks to all points 3 dB below: Larger than measurement grid
Ratio of SAR at M2 to SAR at M1 = 76%
Maximum value of SAR (measured) = 0.0222 W/kg

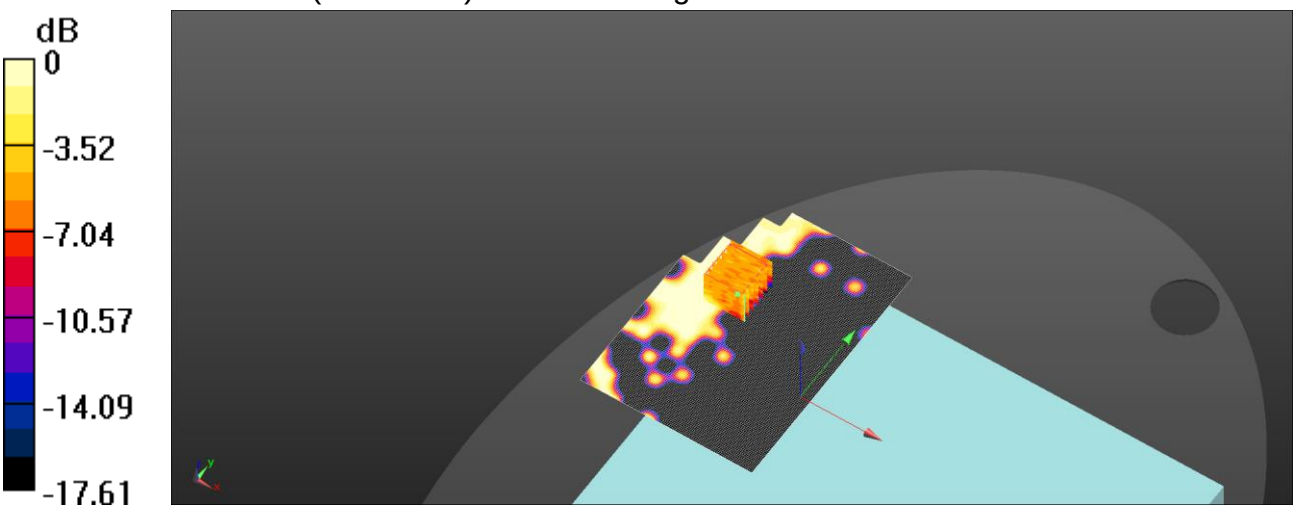

0 dB = 0.0222 W/kg = -16.54 dBW/kg

Unless otherwise stated the results shown in this test report refer only to the sample(s) tested and such sample(s) are retained for 90 days only.
除非另有說明，此報告結果僅對測試之樣品負責，同時此樣品僅保留90天。本報告未經本公司書面許可，不可部份複製。
This document is issued by the Company subject to its General Conditions of Service printed overleaf, available on request or accessible at http://www.sgs.com.tw/Terms-and-Conditions and for electronic format documents, subject to Terms and Conditions for Electronic Documents at http://www.sgs.com.tw/Terms-and-Conditions. Attention is drawn to the limitation of liability, indemnification and jurisdiction issues defined therein. Any holder of this document is advised that information contained hereon reflects the Company's findings at the time of its intervention only and within the limits of Client's instructions, if any. The Company's sole responsibility is to its Client and this document does not exonerate parties to a transaction from exercising all their rights and obligations under the transaction documents. This document cannot be reproduced except in full, without prior written approval of the Company. Any unauthorized alteration, forgery or falsification of the content or appearance of this document is unlawful and offenders may be prosecuted to the fullest extent of the law.

Date: 2025/4/22

ID: 011
Report No. :TESA2504000291ES
WLAN 802.11ac(80M) 5.3G_Body_Bottom Surface_CH 58_0mm_Aux
Communication System: WLAN 5G; Frequency: 5290 MHz; Duty cycle= 1:1.005
Medium parameters used: f = 5290 MHz; σ = 4.853 S/m; ε_r = 36.622; ρ = 1000 kg/m^3
Phantom section: Flat Section
Ambient temperature: 22.5°C; Liquid temperature: 22.3°C

DASY5 Configuration:

- Probe: EX3DV4 - SN7466; ConvF(5.52, 5.19, 5.17) @ 5290 MHz; Calibrated: 2025/1/28
- Sensor-Surface: 1.4mm (Mechanical Surface Detection)
- Electronics: DAE4 Sn1336; Calibrated: 2024/8/15
- Phantom: ELI
- DASY52 52.10.4(1527); SEMCAD X 14.6.14(7483)

Area Scan (101x141x1): Interpolated grid: dx=10 mm, dy=10 mm
Maximum value of SAR (interpolated) = 0.0623 W/kg

Zoom Scan (7x7x12)/Cube 0: Measurement grid: dx=4mm, dy=4mm, dz=2mm
Reference Value = 2.137 V/m; Power Drift = -0.02 dB
Peak SAR (extrapolated) = 0.0310 W/kg
SAR(1 g) = 0.014 W/kg; SAR(10 g) = 0.00937 W/kg
Smallest distance from peaks to all points 3 dB below: Larger than measurement grid
Ratio of SAR at M2 to SAR at M1 = 60.6%
Maximum value of SAR (measured) = 0.0241 W/kg

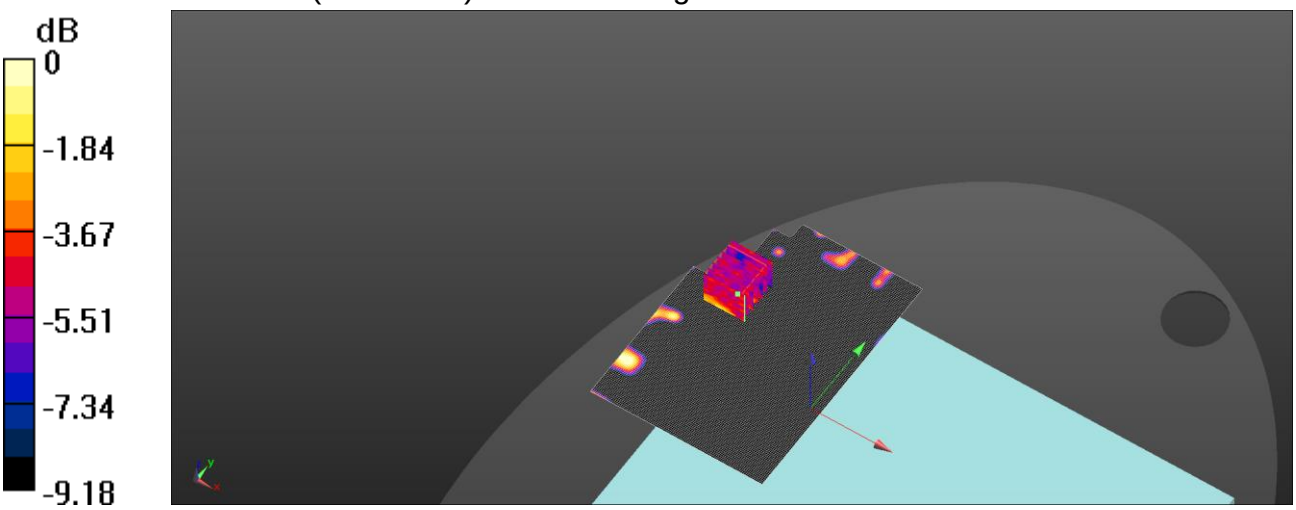

0 dB = 0.0241 W/kg = -16.18 dBW/kg

Unless otherwise stated the results shown in this test report refer only to the sample(s) tested and such sample(s) are retained for 90 days only.
除非另有說明，此報告結果僅對測試之樣品負責，同時此樣品僅保留90天。本報告未經本公司書面許可，不可部份複製。
This document is issued by the Company subject to its General Conditions of Service printed overleaf, available on request or accessible at http://www.sgs.com.tw/Terms-and-Conditions and for electronic format documents, subject to Terms and Conditions for Electronic Documents at http://www.sgs.com.tw/Terms-and-Conditions. Attention is drawn to the limitation of liability, indemnification and jurisdiction issues defined therein. Any holder of this document is advised that information contained hereon reflects the Company's findings at the time of its intervention only and within the limits of Client's instructions, if any. The Company's sole responsibility is to its Client and this document does not exonerate parties to a transaction from exercising all their rights and obligations under the transaction documents. This document cannot be reproduced except in full, without prior written approval of the Company. Any unauthorized alteration, forgery or falsification of the content or appearance of this document is unlawful and offenders may be prosecuted to the fullest extent of the law.

Date: 2025/4/22

ID: 012
Report No. :TESA2504000291ES
WLAN 802.11ac(80M) 5.6G_Body_Bottom Surface_CH 106_0mm_Aux
Communication System: WLAN 5G; Frequency: 5530 MHz; Duty cycle= 1:1.005
Medium parameters used: f = 5530 MHz; σ = 5.097 S/m; ε_r = 36.304; ρ = 1000 kg/m^3
Phantom section: Flat Section
Ambient temperature: 22.4°C; Liquid temperature: 22.1°C

DASY5 Configuration:

- Probe: EX3DV4 - SN7466; ConvF(5.16, 4.86, 4.84) @ 5530 MHz; Calibrated: 2025/1/28
- Sensor-Surface: 1.4mm (Mechanical Surface Detection)
- Electronics: DAE4 Sn1336; Calibrated: 2024/8/15
- Phantom: ELI
- DASY52 52.10.4(1527); SEMCAD X 14.6.14(7483)

Area Scan (101x141x1): Interpolated grid: dx=10 mm, dy=10 mm
Maximum value of SAR (interpolated) = 0.0421 W/kg

Zoom Scan (7x7x12)/Cube 0: Measurement grid: dx=4mm, dy=4mm, dz=2mm
Reference Value = 4.153 V/m; Power Drift = 0.01 dB
Peak SAR (extrapolated) = 0.0470 W/kg
SAR(1 g) = 0.014 W/kg; SAR(10 g) = 0.00963 W/kg
Smallest distance from peaks to all points 3 dB below: Larger than measurement grid
Ratio of SAR at M2 to SAR at M1 = 65.5%
Maximum value of SAR (measured) = 0.0244 W/kg

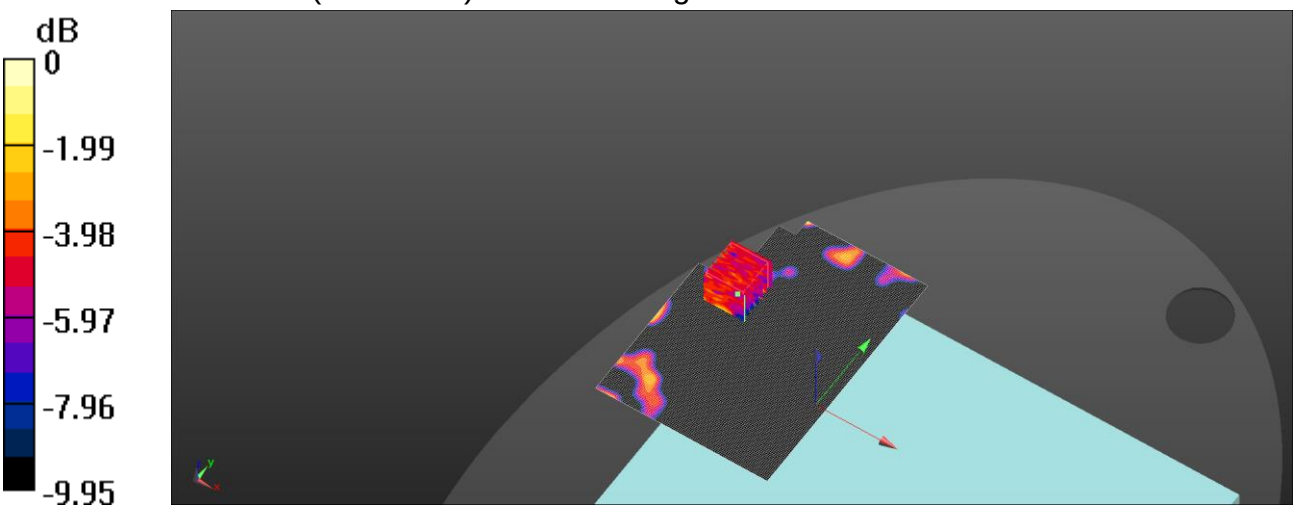

0 dB = 0.0244 W/kg = -16.13 dBW/kg

Unless otherwise stated the results shown in this test report refer only to the sample(s) tested and such sample(s) are retained for 90 days only.
除非另有說明，此報告結果僅對測試之樣品負責，同時此樣品僅保留90天。本報告未經本公司書面許可，不可部份複製。
This document is issued by the Company subject to its General Conditions of Service printed overleaf, available on request or accessible at http://www.sgs.com.tw/Terms-and-Conditions and for electronic format documents, subject to Terms and Conditions for Electronic Documents at http://www.sgs.com.tw/Terms-and-Conditions. Attention is drawn to the limitation of liability, indemnification and jurisdiction issues defined therein. Any holder of this document is advised that information contained hereon reflects the Company's findings at the time of its intervention only and within the limits of Client's instructions, if any. The Company's sole responsibility is to its Client and this document does not exonerate parties to a transaction from exercising all their rights and obligations under the transaction documents. This document cannot be reproduced except in full, without prior written approval of the Company. Any unauthorized alteration, forgery or falsification of the content or appearance of this document is unlawful and offenders may be prosecuted to the fullest extent of the law.

Date: 2025/4/22

ID: 013
Report No. :TESA2504000291ES
WLAN 802.11ac(80M) 5.8G_Body_Bottom Surface_CH 155_0mm_Aux
Communication System: WLAN 5G; Frequency: 5775 MHz; Duty cycle= 1:1.005
Medium parameters used: f = 5775 MHz; σ = 5.37 S/m; ε_r = 36.058; ρ = 1000 kg/m^3
Phantom section: Flat Section
Ambient temperature: 22.6°C; Liquid temperature: 22.2°C

DASY5 Configuration:

- Probe: EX3DV4 - SN7466; ConvF(5.15, 4.85, 4.83) @ 5775 MHz; Calibrated: 2025/1/28
- Sensor-Surface: 1.4mm (Mechanical Surface Detection)
- Electronics: DAE4 Sn1336; Calibrated: 2024/8/15
- Phantom: ELI
- DASY52 52.10.4(1527); SEMCAD X 14.6.14(7483)

Area Scan (101x141x1): Interpolated grid: dx=10 mm, dy=10 mm
Maximum value of SAR (interpolated) = 0.0798 W/kg

Zoom Scan (7x7x12)/Cube 0: Measurement grid: dx=4mm, dy=4mm, dz=2mm
Reference Value = 2.227 V/m; Power Drift = -0.04 dB
Peak SAR (extrapolated) = 0.0310 W/kg
SAR(1 g) = 0.013 W/kg; SAR(10 g) = 0.00972 W/kg
Smallest distance from peaks to all points 3 dB below: Larger than measurement grid
Ratio of SAR at M2 to SAR at M1 = 49%
Maximum value of SAR (measured) = 0.0254 W/kg

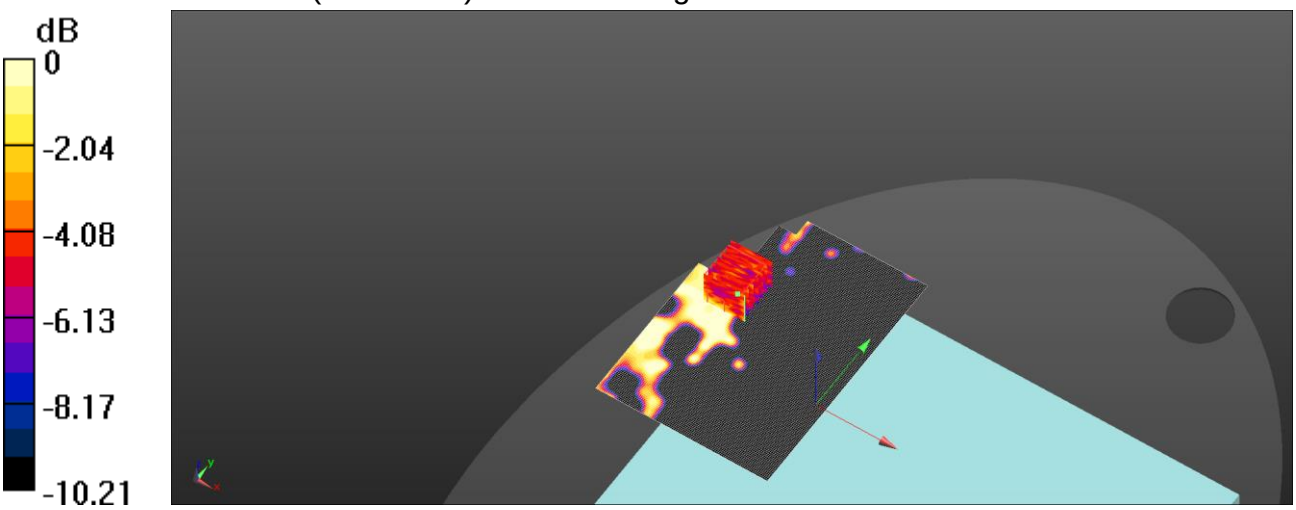

0 dB = 0.0254 W/kg = -15.95 dBW/kg

Unless otherwise stated the results shown in this test report refer only to the sample(s) tested and such sample(s) are retained for 90 days only.
除非另有說明，此報告結果僅對測試之樣品負責，同時此樣品僅保留90天。本報告未經本公司書面許可，不可部份複製。
This document is issued by the Company subject to its General Conditions of Service printed overleaf, available on request or accessible at http://www.sgs.com.tw/Terms-and-Conditions and for electronic format documents, subject to Terms and Conditions for Electronic Documents at http://www.sgs.com.tw/Terms-and-Conditions. Attention is drawn to the limitation of liability, indemnification and jurisdiction issues defined therein. Any holder of this document is advised that information contained hereon reflects the Company's findings at the time of its intervention only and within the limits of Client's instructions, if any. The Company's sole responsibility is to its Client and this document does not exonerate parties to a transaction from exercising all their rights and obligations under the transaction documents. This document cannot be reproduced except in full, without prior written approval of the Company. Any unauthorized alteration, forgery or falsification of the content or appearance of this document is unlawful and offenders may be prosecuted to the fullest extent of the law.

Date: 2025/4/22

ID: 014
Report No. :TESA2504000291ES
WLAN 802.11ac(160M) 5.9G_Body_Bottom Surface_CH 163_0mm_Aux
Communication System: WLAN 5G; Frequency: 5815 MHz; Duty cycle= 1:1
Medium parameters used: f = 5815 MHz; σ = 5.356 S/m; ε_r = 35.847; ρ = 1000 kg/m^3
Phantom section: Flat Section
Ambient temperature: 21.6°C; Liquid temperature: 21.3°C

DASY5 Configuration:

- Probe: EX3DV4 - SN7466; ConvF(5.07, 4.77, 4.75) @ 5815 MHz; Calibrated: 2025/1/28
- Sensor-Surface: 1.4mm (Mechanical Surface Detection)
- Electronics: DAE4 Sn1336; Calibrated: 2024/8/15
- Phantom: ELI
- DASY52 52.10.4(1527); SEMCAD X 14.6.14(7483)

Area Scan (101x141x1): Interpolated grid: dx=10 mm, dy=10 mm
Maximum value of SAR (interpolated) = 0.0667 W/kg

Zoom Scan (7x7x12)/Cube 0: Measurement grid: dx=4mm, dy=4mm, dz=2mm
Reference Value = 3.274 V/m; Power Drift = 0.02 dB
Peak SAR (extrapolated) = 0.0760 W/kg
SAR(1 g) = 0.019 W/kg; SAR(10 g) = 0.015 W/kg
Smallest distance from peaks to all points 3 dB below: Larger than measurement grid
Ratio of SAR at M2 to SAR at M1 = 68.5%
Maximum value of SAR (measured) = 0.0319 W/kg

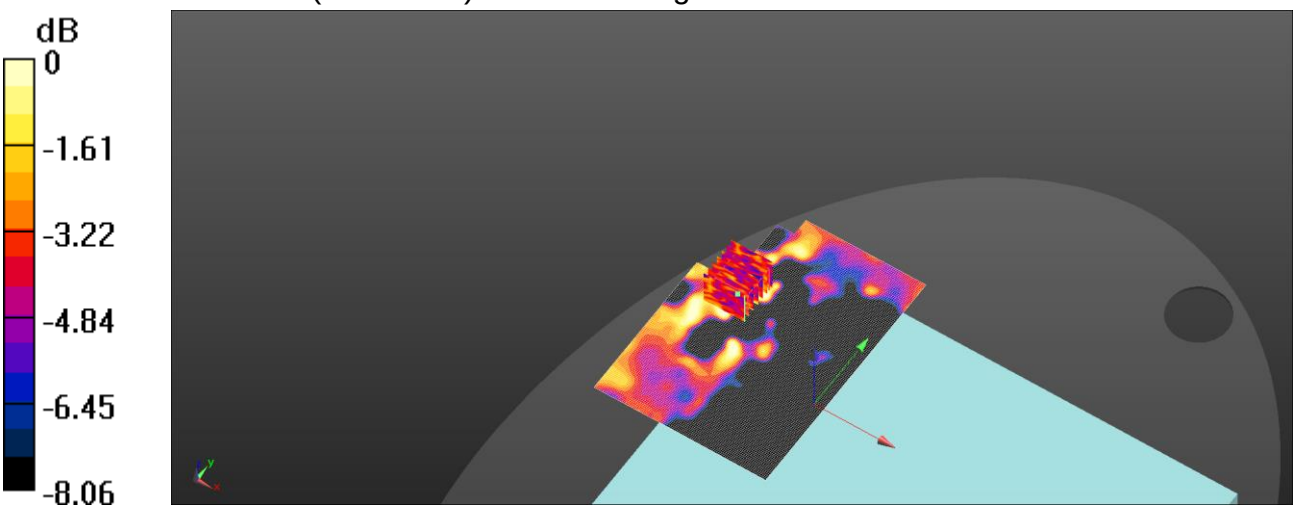

0 dB = 0.0319 W/kg = -14.96 dBW/kg

Unless otherwise stated the results shown in this test report refer only to the sample(s) tested and such sample(s) are retained for 90 days only.
除非另有說明，此報告結果僅對測試之樣品負責，同時此樣品僅保留90天。本報告未經本公司書面許可，不可部份複製。
This document is issued by the Company subject to its General Conditions of Service printed overleaf, available on request or accessible at http://www.sgs.com.tw/Terms-and-Conditions and for electronic format documents, subject to Terms and Conditions for Electronic Documents at http://www.sgs.com.tw/Terms-and-Conditions. Attention is drawn to the limitation of liability, indemnification and jurisdiction issues defined therein. Any holder of this document is advised that information contained hereon reflects the Company's findings at the time of its intervention only and within the limits of Client's instructions, if any. The Company's sole responsibility is to its Client and this document does not exonerate parties to a transaction from exercising all their rights and obligations under the transaction documents. This document cannot be reproduced except in full, without prior written approval of the Company. Any unauthorized alteration, forgery or falsification of the content or appearance of this document is unlawful and offenders may be prosecuted to the fullest extent of the law.

ID: 044
Report No.: TESA2504000291ES
Measurement Report_U-NII-5 6.2GHz 802.11be(320M)_Body_Bottom Surface_CH 31_0mm_Main
Ambient temperature: 22.1°C; Liquid temperature: 21.9°C

Exposure Conditions

Phantom Section, TSL	Position, Test Distance [mm]	Frequency [MHz],Channel Number	Conversion Factor	TSL Conductivity [S/m]	TSL Permittivity
Flat, HSL	Bottom Surface, 0.00	6105.000, 31	5.34	5.492	34.511

Hardware Setup

Phantom	Probe, Calibration Date	DAE, Calibration Date
ELI	EX3DV4 - SN7466, 2025-01-28	DAE4 Sn1336, 2024-08-15

Scans Setup

	Area Scan	Zoom Scan
Grid Extents [mm]	102.0 x 136.0	22.0 x 22.0 x 22.0
Grid Steps [mm]	8.5 x 8.5	3.4 x 3.4 x 1.4
Sensor Surface [mm]	3.0	1.4

Measurement Results

	Area Scan	Zoom Scan
Date	2025-4-24	2025-4-24
psSAR1g [W/kg]	0.034	0.019
psSAR8g [W/kg]	0.017	0.008
psSAR10g [W/kg]	0.015	0.007
psPDab (4.0cm2, sq) [W/m2]		0.157
Power Drift [dB]	-0.12	0.09
M2/M1 [%]		80.4
Dist 3dB Peak [mm]		7.1

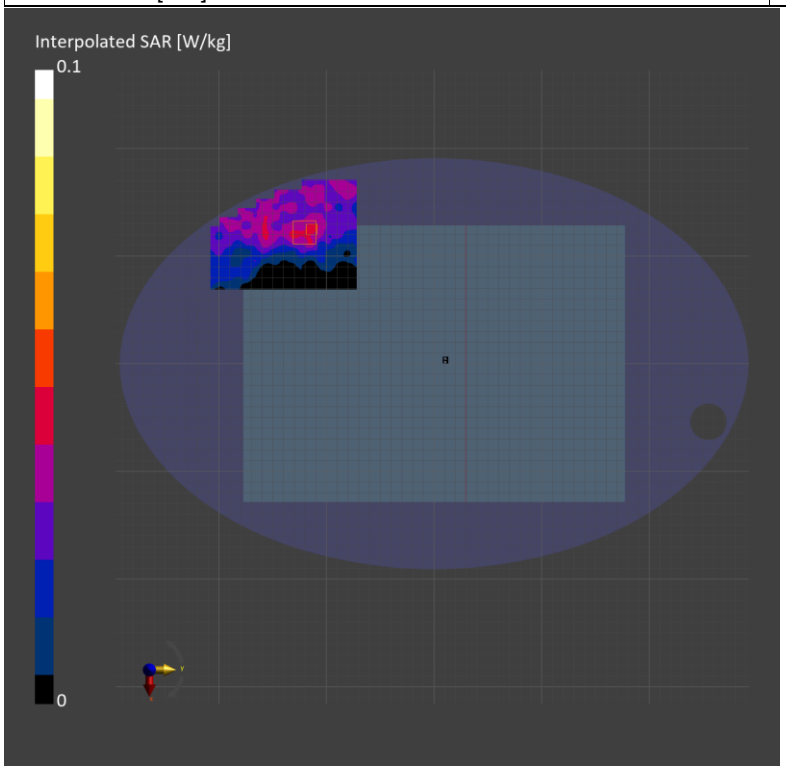

Unless otherwise stated the results shown in this test report refer only to the sample(s) tested and such sample(s) are retained for 90 days only.
除非另有說明，此報告結果僅對測試之樣品負責，同時此樣品僅保留90天。本報告未經本公司書面許可，不可部份複製。
This document is issued by the Company subject to its General Conditions of Service printed overleaf, available on request or accessible at http://www.sgs.com.tw/Terms-and-Conditions and for electronic format documents, subject to Terms and Conditions for Electronic Documents at http://www.sgs.com.tw/Terms-and-Conditions. Attention is drawn to the limitation of liability, indemnification and jurisdiction issues defined therein. Any holder of this document is advised that information contained hereon reflects the Company's findings at the time of its intervention only and within the limits of Client's instructions, if any. The Company's sole responsibility is to its Client and this document does not exonerate parties to a transaction from exercising all their rights and obligations under the transaction documents. This document cannot be reproduced except in full, without prior written approval of the Company. Any unauthorized alteration, forgery or falsification of the content or appearance of this document is unlawful and offenders may be prosecuted to the fullest extent of the law.

ID: 045
Report No.: TESA2504000291ES
Measurement Report_U-NII-5 6.2GHz 802.11be(320M)_Body_Bottom Surface_CH 63_0mm_Main
Ambient temperature: 22.1°C; Liquid temperature: 21.9°C

Exposure Conditions

Phantom Section, TSL	Position, Test Distance [mm]	Frequency [MHz],Channel Number	Conversion Factor	TSL Conductivity [S/m]	TSL Permittivity
Flat, HSL	Bottom Surface, 0.00	6265.000, 63	5.34	5.681	34.286

Hardware Setup

Phantom	Probe, Calibration Date	DAE, Calibration Date
ELI	EX3DV4 - SN7466, 2025-01-28	DAE4 Sn1336, 2024-08-15

Scans Setup

	Area Scan	Zoom Scan
Grid Extents [mm]	102.0 x 136.0	22.0 x 22.0 x 22.0
Grid Steps [mm]	8.5 x 8.5	3.4 x 3.4 x 1.4
Sensor Surface [mm]	3.0	1.4

Measurement Results

	Area Scan	Zoom Scan
Date	2025-4-24	2025-4-24
psSAR1g [W/kg]	0.046	0.024
psSAR8g [W/kg]	0.021	0.01
psSAR10g [W/kg]	0.019	0.009
psPDab (4.0cm2, sq) [W/m2]		0.191
Power Drift [dB]	-0.13	-0.12
M2/M1 [%]		51.6
Dist 3dB Peak [mm]		14.2

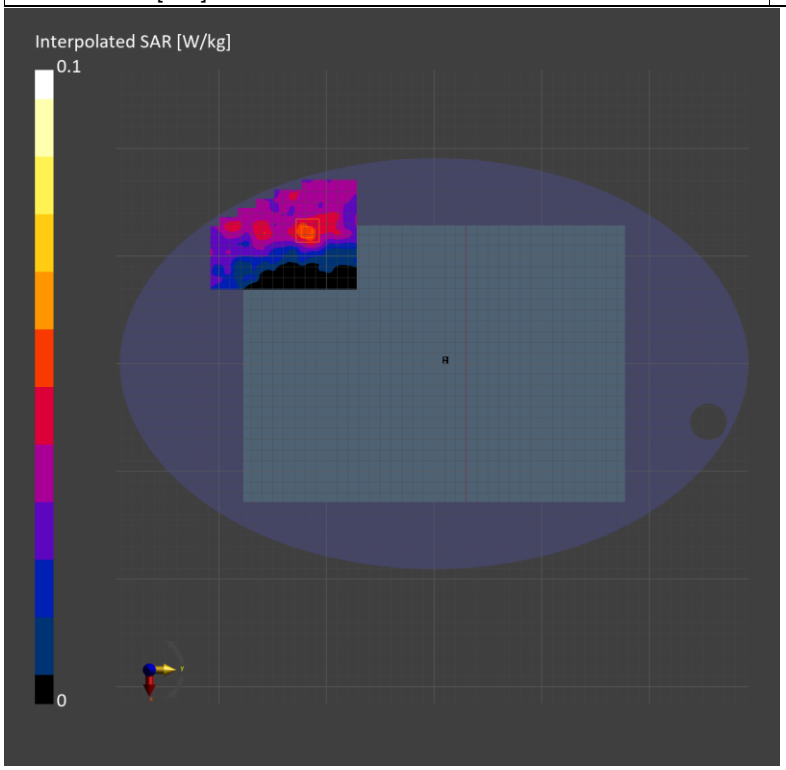

Unless otherwise stated the results shown in this test report refer only to the sample(s) tested and such sample(s) are retained for 90 days only.
除非另有說明，此報告結果僅對測試之樣品負責，同時此樣品僅保留90天。本報告未經本公司書面許可，不可部份複製。
This document is issued by the Company subject to its General Conditions of Service printed overleaf, available on request or accessible at http://www.sgs.com.tw/Terms-and-Conditions and for electronic format documents, subject to Terms and Conditions for Electronic Documents at http://www.sgs.com.tw/Terms-and-Conditions. Attention is drawn to the limitation of liability, indemnification and jurisdiction issues defined therein. Any holder of this document is advised that information contained hereon reflects the Company's findings at the time of its intervention only and within the limits of Client's instructions, if any. The Company's sole responsibility is to its Client and this document does not exonerate parties to a transaction from exercising all their rights and obligations under the transaction documents. This document cannot be reproduced except in full, without prior written approval of the Company. Any unauthorized alteration, forgery or falsification of the content or appearance of this document is unlawful and offenders may be prosecuted to the fullest extent of the law.

ID: 046
Report No.: TESA2504000291ES
Measurement Report_U-NII-6 6.5GHz 802.11be(320M)_Body_Bottom Surface_CH 95_0mm_Main
Ambient temperature: 22.1°C; Liquid temperature: 21.9°C

Exposure Conditions

Phantom Section, TSL	Position, Test Distance [mm]	Frequency [MHz],Channel Number	Conversion Factor	TSL Conductivity [S/m]	TSL Permittivity
Flat, HSL	Bottom Surface, 0.00	6425.000, 95	5.34	5.864	34.07

Hardware Setup

Phantom	Probe, Calibration Date	DAE, Calibration Date
ELI	EX3DV4 - SN7466, 2025-01-28	DAE4 Sn1336, 2024-08-15

Scans Setup

	Area Scan	Zoom Scan
Grid Extents [mm]	85.0 x 136.0	22.0 x 22.0 x 22.0
Grid Steps [mm]	8.5 x 8.5	3.4 x 3.4 x 1.4
Sensor Surface [mm]	3.0	1.4

Measurement Results

	Area Scan	Zoom Scan
Date	2025-4-24	2025-4-24
psSAR1g [W/kg]	0.036	0.029
psSAR8g [W/kg]	0.016	0.012
psSAR10g [W/kg]	0.014	0.011
psPDab (4.0cm2, sq) [W/m2]		0.236
Power Drift [dB]	-0.09	-0.12
M2/M1 [%]		43.5
Dist 3dB Peak [mm]		10.9

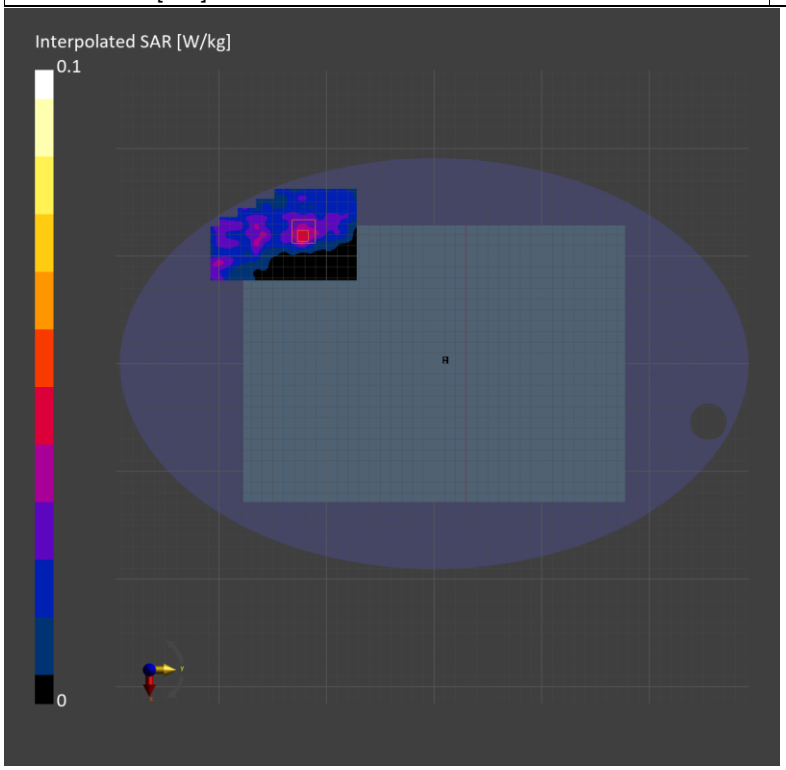

Unless otherwise stated the results shown in this test report refer only to the sample(s) tested and such sample(s) are retained for 90 days only.
除非另有說明，此報告結果僅對測試之樣品負責，同時此樣品僅保留90天。本報告未經本公司書面許可，不可部份複製。
This document is issued by the Company subject to its General Conditions of Service printed overleaf, available on request or accessible at http://www.sgs.com.tw/Terms-and-Conditions and for electronic format documents, subject to Terms and Conditions for Electronic Documents at http://www.sgs.com.tw/Terms-and-Conditions. Attention is drawn to the limitation of liability, indemnification and jurisdiction issues defined therein. Any holder of this document is advised that information contained hereon reflects the Company's findings at the time of its intervention only and within the limits of Client's instructions, if any. The Company's sole responsibility is to its Client and this document does not exonerate parties to a transaction from exercising all their rights and obligations under the transaction documents. This document cannot be reproduced except in full, without prior written approval of the Company. Any unauthorized alteration, forgery or falsification of the content or appearance of this document is unlawful and offenders may be prosecuted to the fullest extent of the law.

ID: 047
Report No.: TESA2504000291ES
Measurement Report_U-NII-7 6.7GHz 802.11be(320M)_Body_Bottom Surface_CH 127_0mm_Main
Ambient temperature: 22.1°C; Liquid temperature: 21.9°C

Exposure Conditions

Phantom Section, TSL	Position, Test Distance [mm]	Frequency [MHz],Channel Number	Conversion Factor	TSL Conductivity [S/m]	TSL Permittivity
Flat, HSL	Bottom Surface, 0.00	6585.000, 127	5.34	6.055	33.859

Hardware Setup

Phantom	Probe, Calibration Date	DAE, Calibration Date
ELI	EX3DV4 - SN7466, 2025-01-28	DAE4 Sn1336, 2024-08-15

Scans Setup

	Area Scan	Zoom Scan
Grid Extents [mm]	85.0 x 136.0	22.0 x 22.0 x 22.0
Grid Steps [mm]	8.5 x 8.5	3.4 x 3.4 x 1.4
Sensor Surface [mm]	3.0	1.4

Measurement Results

	Area Scan	Zoom Scan
Date	2025-4-24	2025-4-24
psSAR1g [W/kg]	0.034	0.028
psSAR8g [W/kg]	0.015	0.012
psSAR10g [W/kg]	0.014	0.011
psPDab (4.0cm2, sq) [W/m2]		0.240
Power Drift [dB]	0.04	-0.14
M2/M1 [%]		51.9
Dist 3dB Peak [mm]		9.2

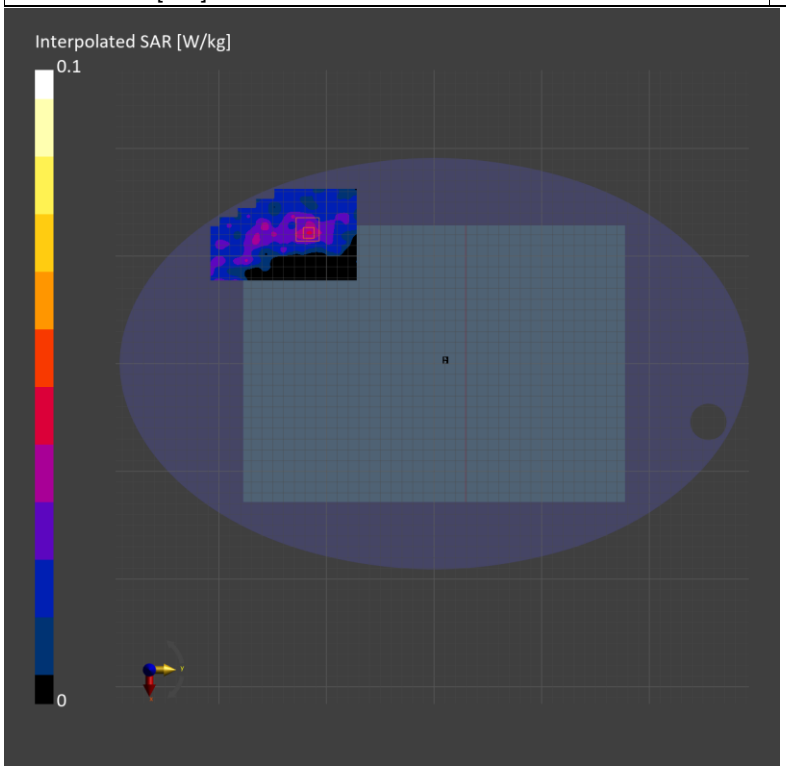

Unless otherwise stated the results shown in this test report refer only to the sample(s) tested and such sample(s) are retained for 90 days only.
除非另有說明，此報告結果僅對測試之樣品負責，同時此樣品僅保留90天。本報告未經本公司書面許可，不可部份複製。
This document is issued by the Company subject to its General Conditions of Service printed overleaf, available on request or accessible at http://www.sgs.com.tw/Terms-and-Conditions and for electronic format documents, subject to Terms and Conditions for Electronic Documents at http://www.sgs.com.tw/Terms-and-Conditions. Attention is drawn to the limitation of liability, indemnification and jurisdiction issues defined therein. Any holder of this document is advised that information contained hereon reflects the Company's findings at the time of its intervention only and within the limits of Client's instructions, if any. The Company's sole responsibility is to its Client and this document does not exonerate parties to a transaction from exercising all their rights and obligations under the transaction documents. This document cannot be reproduced except in full, without prior written approval of the Company. Any unauthorized alteration, forgery or falsification of the content or appearance of this document is unlawful and offenders may be prosecuted to the fullest extent of the law.

ID: 048
Report No.: TESA2504000291ES
Measurement Report_U-NII-8 7.0GHz 802.11be(320M)_Body_Bottom Surface_CH 191_0mm_Main
Ambient temperature: 22.2°C; Liquid temperature: 21.9°C

Exposure Conditions

Phantom Section, TSL	Position, Test Distance [mm]	Frequency [MHz],Channel Number	Conversion Factor	TSL Conductivity [S/m]	TSL Permittivity
Flat, HSL	Bottom Surface, 0.00	6905.000, 191	5.65	6.416	33.474

Hardware Setup

Phantom	Probe, Calibration Date	DAE, Calibration Date
ELI	EX3DV4 - SN7466, 2025-01-28	DAE4 Sn1336, 2024-08-15

Scans Setup

	Area Scan	Zoom Scan
Grid Extents [mm]	85.0 x 136.0	22.0 x 22.0 x 22.0
Grid Steps [mm]	8.5 x 8.5	3.4 x 3.4 x 1.4
Sensor Surface [mm]	3.0	1.4

Measurement Results

	Area Scan	Zoom Scan
Date	2025-4-24	2025-4-24
psSAR1g [W/kg]	0.031	0.022
psSAR8g [W/kg]	0.014	0.009
psSAR10g [W/kg]	0.013	0.008
psPDab (4.0cm2, sq) [W/m2]		0.184
Power Drift [dB]	0.14	-0.06
M2/M1 [%]		47.7
Dist 3dB Peak [mm]		14.1

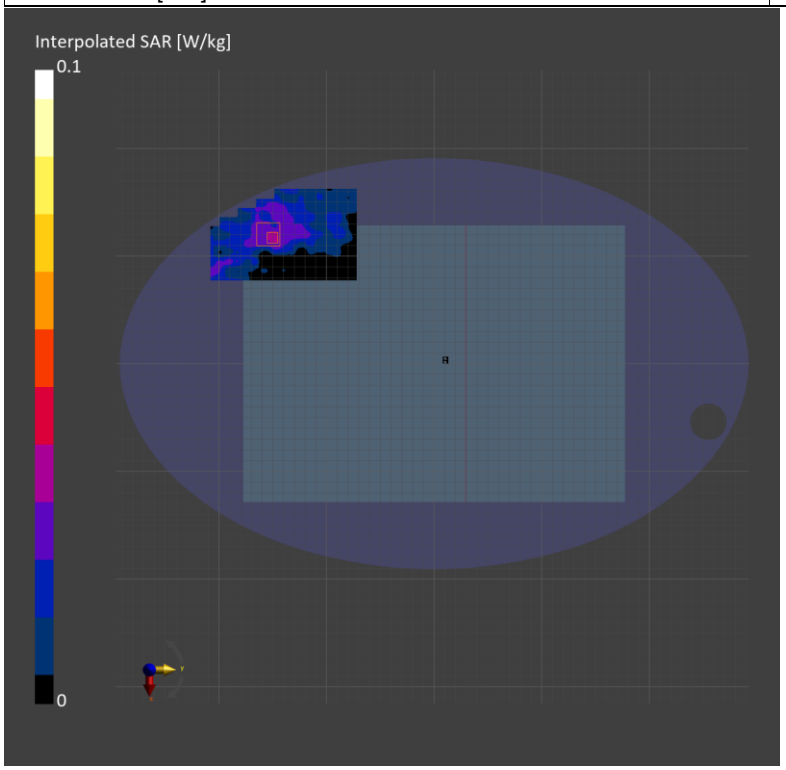

Unless otherwise stated the results shown in this test report refer only to the sample(s) tested and such sample(s) are retained for 90 days only.
除非另有說明，此報告結果僅對測試之樣品負責，同時此樣品僅保留90天。本報告未經本公司書面許可，不可部份複製。
This document is issued by the Company subject to its General Conditions of Service printed overleaf, available on request or accessible at http://www.sgs.com.tw/Terms-and-Conditions and for electronic format documents, subject to Terms and Conditions for Electronic Documents at http://www.sgs.com.tw/Terms-and-Conditions. Attention is drawn to the limitation of liability, indemnification and jurisdiction issues defined therein. Any holder of this document is advised that information contained hereon reflects the Company's findings at the time of its intervention only and within the limits of Client's instructions, if any. The Company's sole responsibility is to its Client and this document does not exonerate parties to a transaction from exercising all their rights and obligations under the transaction documents. This document cannot be reproduced except in full, without prior written approval of the Company. Any unauthorized alteration, forgery or falsification of the content or appearance of this document is unlawful and offenders may be prosecuted to the fullest extent of the law.

ID: 049
Report No.: TESA2504000291ES
Measurement Report_U-NII-5 6.2GHz 802.11be(320M)_Body_Bottom Surface_CH 31_0mm_Aux
Ambient temperature: 22.1°C; Liquid temperature: 21.9°C

Exposure Conditions

Phantom Section, TSL	Position, Test Distance [mm]	Frequency [MHz],Channel Number	Conversion Factor	TSL Conductivity [S/m]	TSL Permittivity
Flat, HSL	Bottom Surface, 0.00	6105.000, 31	5.34	5.492	34.511

Hardware Setup

Phantom	Probe, Calibration Date	DAE, Calibration Date
ELI	EX3DV4 - SN7466, 2025-01-28	DAE4 Sn1336, 2024-08-15

Scans Setup

	Area Scan	Zoom Scan
Grid Extents [mm]	102.0 x 136.0	22.0 x 22.0 x 22.0
Grid Steps [mm]	8.5 x 8.5	3.4 x 3.4 x 1.4
Sensor Surface [mm]	3.0	1.4

Measurement Results

	Area Scan	Zoom Scan
Date	2025-4-24	2025-4-24
psSAR1g [W/kg]	0.025	0.011
psSAR8g [W/kg]	0.011	0.004
psSAR10g [W/kg]	0.011	0.004
psPDab (4.0cm2, sq) [W/m2]		0.088
Power Drift [dB]	0.13	0.06
M2/M1 [%]		74.3
Dist 3dB Peak [mm]		5.2

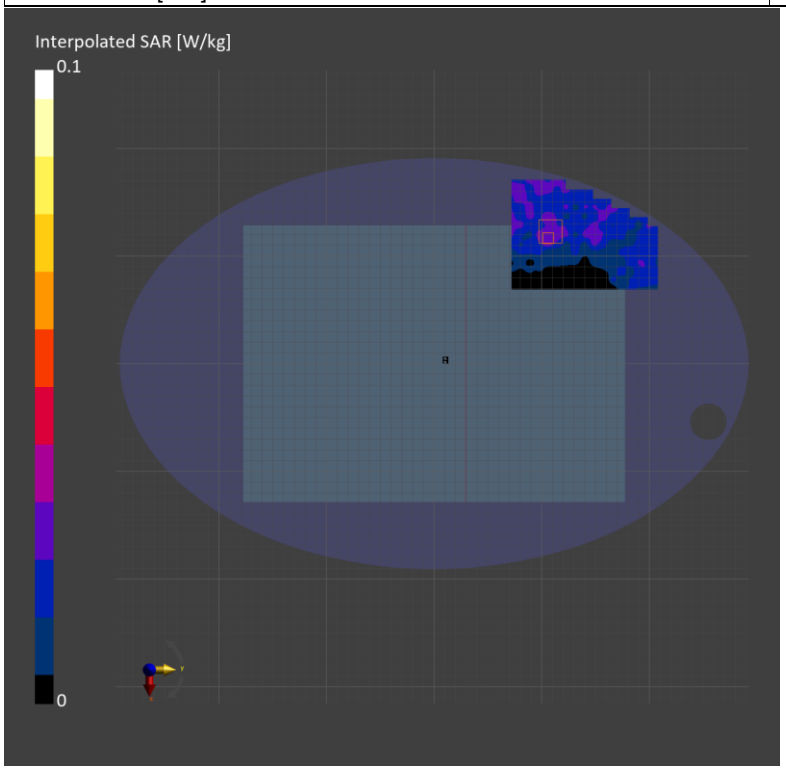

Unless otherwise stated the results shown in this test report refer only to the sample(s) tested and such sample(s) are retained for 90 days only.
除非另有說明，此報告結果僅對測試之樣品負責，同時此樣品僅保留90天。本報告未經本公司書面許可，不可部份複製。
This document is issued by the Company subject to its General Conditions of Service printed overleaf, available on request or accessible at http://www.sgs.com.tw/Terms-and-Conditions and for electronic format documents, subject to Terms and Conditions for Electronic Documents at http://www.sgs.com.tw/Terms-and-Conditions. Attention is drawn to the limitation of liability, indemnification and jurisdiction issues defined therein. Any holder of this document is advised that information contained hereon reflects the Company's findings at the time of its intervention only and within the limits of Client's instructions, if any. The Company's sole responsibility is to its Client and this document does not exonerate parties to a transaction from exercising all their rights and obligations under the transaction documents. This document cannot be reproduced except in full, without prior written approval of the Company. Any unauthorized alteration, forgery or falsification of the content or appearance of this document is unlawful and offenders may be prosecuted to the fullest extent of the law.

ID: 050
Report No.: TESA2504000291ES
Measurement Report_U-NII-5 6.2GHz 802.11be(320M)_Body_Bottom Surface_CH 63_0mm_Aux
Ambient temperature: 22.1°C; Liquid temperature: 21.9°C

Exposure Conditions

Phantom Section, TSL	Position, Test Distance [mm]	Frequency [MHz],Channel Number	Conversion Factor	TSL Conductivity [S/m]	TSL Permittivity
Flat, HSL	Bottom Surface, 0.00	6265.000, 63	5.34	5.681	34.286

Hardware Setup

Phantom	Probe, Calibration Date	DAE, Calibration Date
ELI	EX3DV4 - SN7466, 2025-01-28	DAE4 Sn1336, 2024-08-15

Scans Setup

	Area Scan	Zoom Scan
Grid Extents [mm]	85.0 x 136.0	22.0 x 22.0 x 22.0
Grid Steps [mm]	8.5 x 8.5	3.4 x 3.4 x 1.4
Sensor Surface [mm]	3.0	1.4

Measurement Results

	Area Scan	Zoom Scan
Date	2025-4-24	2025-4-24
psSAR1g [W/kg]	0.022	0.016
psSAR8g [W/kg]	0.010	0.007
psSAR10g [W/kg]	0.009	0.006
psPDab (4.0cm2, sq) [W/m2]		0.135
Power Drift [dB]	0.09	0.14
M2/M1 [%]		57.9
Dist 3dB Peak [mm]		10.1

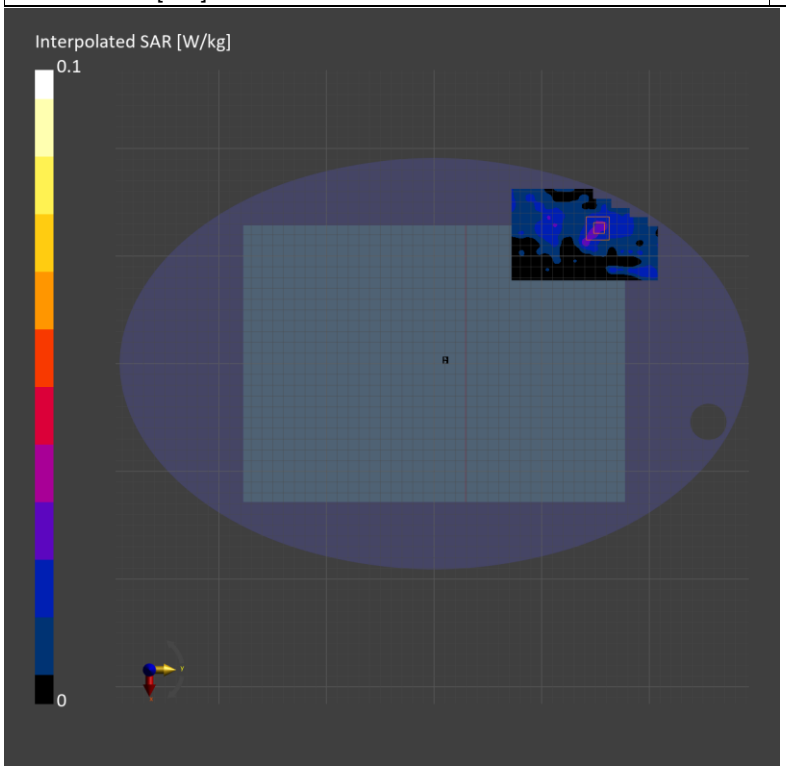

Unless otherwise stated the results shown in this test report refer only to the sample(s) tested and such sample(s) are retained for 90 days only.
除非另有說明，此報告結果僅對測試之樣品負責，同時此樣品僅保留90天。本報告未經本公司書面許可，不可部份複製。
This document is issued by the Company subject to its General Conditions of Service printed overleaf, available on request or accessible at http://www.sgs.com.tw/Terms-and-Conditions and for electronic format documents, subject to Terms and Conditions for Electronic Documents at http://www.sgs.com.tw/Terms-and-Conditions. Attention is drawn to the limitation of liability, indemnification and jurisdiction issues defined therein. Any holder of this document is advised that information contained hereon reflects the Company's findings at the time of its intervention only and within the limits of Client's instructions, if any. The Company's sole responsibility is to its Client and this document does not exonerate parties to a transaction from exercising all their rights and obligations under the transaction documents. This document cannot be reproduced except in full, without prior written approval of the Company. Any unauthorized alteration, forgery or falsification of the content or appearance of this document is unlawful and offenders may be prosecuted to the fullest extent of the law.

ID: 051
Report No.: TESA2504000291ES
Measurement Report_U-NII-6 6.5GHz 802.11be(320M)_Body_Bottom Surface_CH 95_0mm_Aux
Ambient temperature: 22.1°C; Liquid temperature: 21.9°C

Exposure Conditions

Phantom Section, TSL	Position, Test Distance [mm]	Frequency [MHz],Channel Number	Conversion Factor	TSL Conductivity [S/m]	TSL Permittivity
Flat, HSL	Bottom Surface, 0.00	6425.000, 95	5.34	5.864	34.07

Hardware Setup

Phantom	Probe, Calibration Date	DAE, Calibration Date
ELI	EX3DV4 - SN7466, 2025-01-28	DAE4 Sn1336, 2024-08-15

Scans Setup

	Area Scan	Zoom Scan
Grid Extents [mm]	85.0 x 136.0	22.0 x 22.0 x 22.0
Grid Steps [mm]	8.5 x 8.5	3.4 x 3.4 x 1.4
Sensor Surface [mm]	3.0	1.4

Measurement Results

	Area Scan	Zoom Scan
Date	2025-4-24	2025-4-24
psSAR1g [W/kg]	0.019	0.010
psSAR8g [W/kg]	0.008	0.005
psSAR10g [W/kg]	0.007	0.004
psPDab (4.0cm2, sq) [W/m2]		0.091
Power Drift [dB]	0.15	-0.07
M2/M1 [%]		49.9
Dist 3dB Peak [mm]		5.4

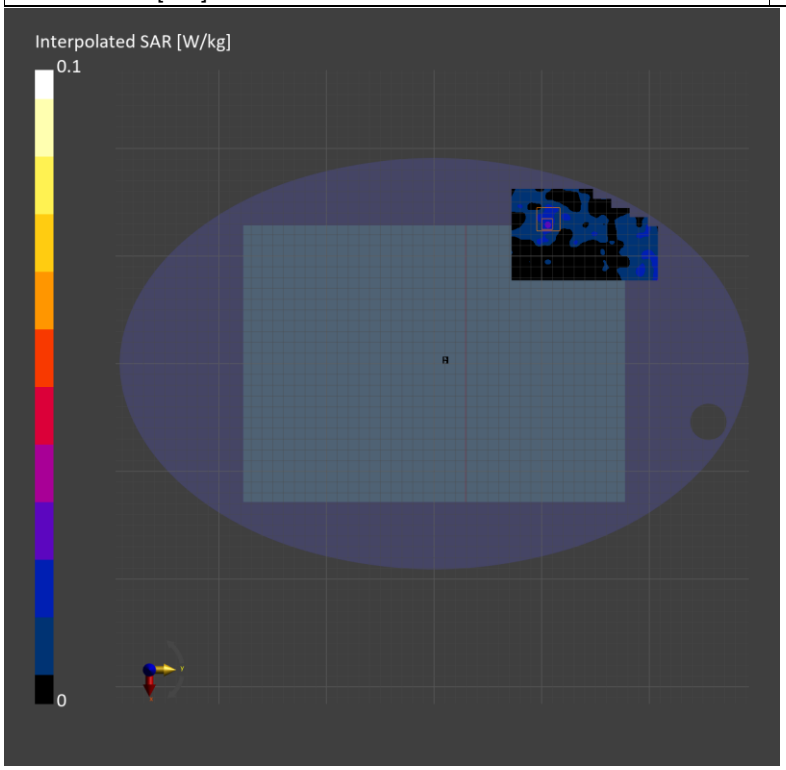

Unless otherwise stated the results shown in this test report refer only to the sample(s) tested and such sample(s) are retained for 90 days only.
除非另有說明，此報告結果僅對測試之樣品負責，同時此樣品僅保留90天。本報告未經本公司書面許可，不可部份複製。
This document is issued by the Company subject to its General Conditions of Service printed overleaf, available on request or accessible at http://www.sgs.com.tw/Terms-and-Conditions and for electronic format documents, subject to Terms and Conditions for Electronic Documents at http://www.sgs.com.tw/Terms-and-Conditions. Attention is drawn to the limitation of liability, indemnification and jurisdiction issues defined therein. Any holder of this document is advised that information contained hereon reflects the Company's findings at the time of its intervention only and within the limits of Client's instructions, if any. The Company's sole responsibility is to its Client and this document does not exonerate parties to a transaction from exercising all their rights and obligations under the transaction documents. This document cannot be reproduced except in full, without prior written approval of the Company. Any unauthorized alteration, forgery or falsification of the content or appearance of this document is unlawful and offenders may be prosecuted to the fullest extent of the law.

ID: 052
Report No.: TESA2504000291ES
Measurement Report_U-NII-7 6.7GHz 802.11be(320M)_Body_Bottom Surface_CH 127_0mm_Aux
Ambient temperature: 22.1°C; Liquid temperature: 21.9°C

Exposure Conditions

Phantom Section, TSL	Position, Test Distance [mm]	Frequency [MHz],Channel Number	Conversion Factor	TSL Conductivity [S/m]	TSL Permittivity
Flat, HSL	Bottom Surface, 0.00	6585.000, 127	5.34	6.055	33.859

Hardware Setup

Phantom	Probe, Calibration Date	DAE, Calibration Date
ELI	EX3DV4 - SN7466, 2025-01-28	DAE4 Sn1336, 2024-08-15

Scans Setup

	Area Scan	Zoom Scan
Grid Extents [mm]	85.0 x 136.0	22.0 x 22.0 x 22.0
Grid Steps [mm]	8.5 x 8.5	3.4 x 3.4 x 1.4
Sensor Surface [mm]	3.0	1.4

Measurement Results

	Area Scan	Zoom Scan
Date	2025-4-24	2025-4-24
psSAR1g [W/kg]	0.024	0.014
psSAR8g [W/kg]	0.010	0.005
psSAR10g [W/kg]	0.009	0.005
psPDab (4.0cm2, sq) [W/m2]		0.106
Power Drift [dB]	-0.07	0.15
M2/M1 [%]		46.2
Dist 3dB Peak [mm]		4.4

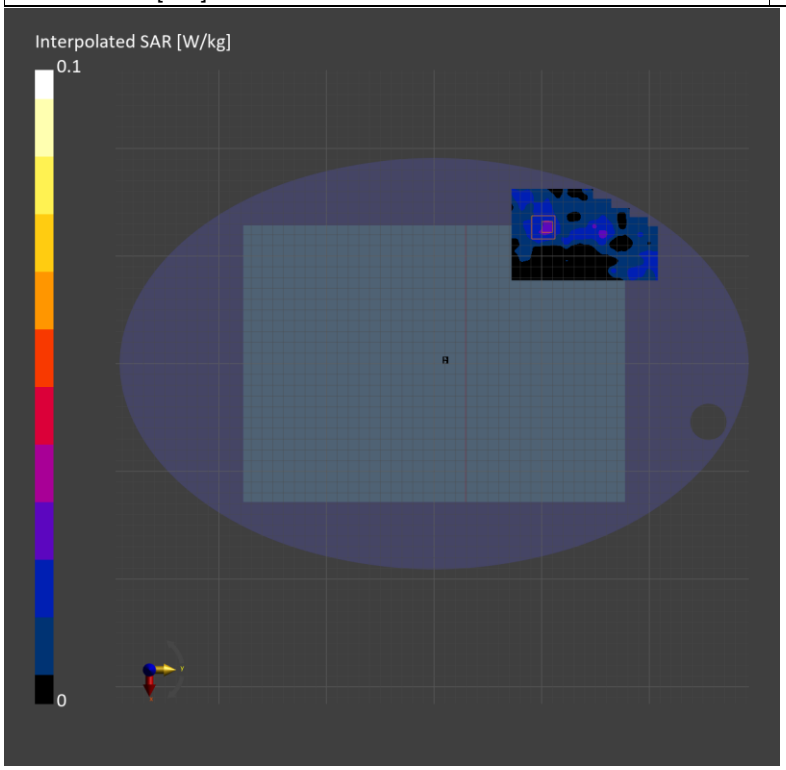

Unless otherwise stated the results shown in this test report refer only to the sample(s) tested and such sample(s) are retained for 90 days only.
除非另有說明，此報告結果僅對測試之樣品負責，同時此樣品僅保留90天。本報告未經本公司書面許可，不可部份複製。
This document is issued by the Company subject to its General Conditions of Service printed overleaf, available on request or accessible at http://www.sgs.com.tw/Terms-and-Conditions and for electronic format documents, subject to Terms and Conditions for Electronic Documents at http://www.sgs.com.tw/Terms-and-Conditions. Attention is drawn to the limitation of liability, indemnification and jurisdiction issues defined therein. Any holder of this document is advised that information contained hereon reflects the Company's findings at the time of its intervention only and within the limits of Client's instructions, if any. The Company's sole responsibility is to its Client and this document does not exonerate parties to a transaction from exercising all their rights and obligations under the transaction documents. This document cannot be reproduced except in full, without prior written approval of the Company. Any unauthorized alteration, forgery or falsification of the content or appearance of this document is unlawful and offenders may be prosecuted to the fullest extent of the law.

ID: 053
Report No.: TESA2504000291ES
Measurement Report_U-NII-8 7.0GHz 802.11be(320M)_Body_Bottom Surface_CH 191_0mm_Aux
Ambient temperature: 22.2°C; Liquid temperature: 21.9°C

Exposure Conditions

Phantom Section, TSL	Position, Test Distance [mm]	Frequency [MHz],Channel Number	Conversion Factor	TSL Conductivity [S/m]	TSL Permittivity
Flat, HSL	Bottom Surface, 0.00	6905.000, 191	5.65	6.416	33.474

Hardware Setup

Phantom	Probe, Calibration Date	DAE, Calibration Date
ELI	EX3DV4 - SN7466, 2025-01-28	DAE4 Sn1336, 2024-08-15

Scans Setup

	Area Scan	Zoom Scan
Grid Extents [mm]	102.0 x 136.0	22.0 x 22.0 x 22.0
Grid Steps [mm]	8.5 x 8.5	3.4 x 3.4 x 1.4
Sensor Surface [mm]	3.0	1.4

Measurement Results

	Area Scan	Zoom Scan
Date	2025-4-24	2025-4-24
psSAR1g [W/kg]	0.030	0.022
psSAR8g [W/kg]	0.014	0.009
psSAR10g [W/kg]	0.013	0.008
psPDab (4.0cm2, sq) [W/m2]		0.181
Power Drift [dB]	0.10	0.08
M2/M1 [%]		49.2
Dist 3dB Peak [mm]		11.7

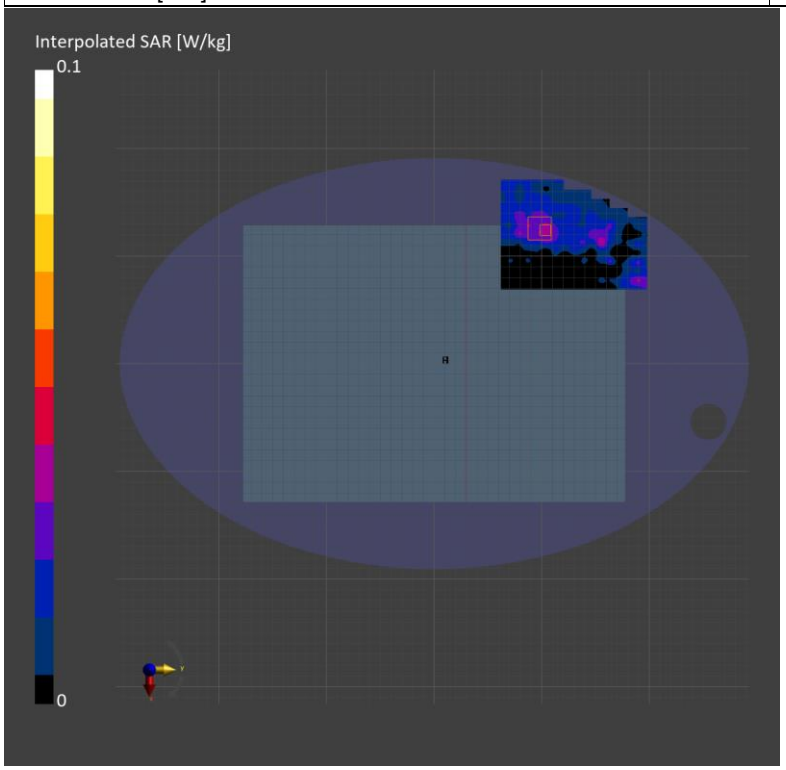

Unless otherwise stated the results shown in this test report refer only to the sample(s) tested and such sample(s) are retained for 90 days only.
除非另有說明，此報告結果僅對測試之樣品負責，同時此樣品僅保留90天。本報告未經本公司書面許可，不可部份複製。
This document is issued by the Company subject to its General Conditions of Service printed overleaf, available on request or accessible at http://www.sgs.com.tw/Terms-and-Conditions and for electronic format documents, subject to Terms and Conditions for Electronic Documents at http://www.sgs.com.tw/Terms-and-Conditions. Attention is drawn to the limitation of liability, indemnification and jurisdiction issues defined therein. Any holder of this document is advised that information contained hereon reflects the Company's findings at the time of its intervention only and within the limits of Client's instructions, if any. The Company's sole responsibility is to its Client and this document does not exonerate parties to a transaction from exercising all their rights and obligations under the transaction documents. This document cannot be reproduced except in full, without prior written approval of the Company. Any unauthorized alteration, forgery or falsification of the content or appearance of this document is unlawful and offenders may be prosecuted to the fullest extent of the law.

13 PD MEASUREMENT RESULTS

ID: 074
Report No. :TESA2504000291ES
Measurement Report_Bottom Surface, U-NII-5, Main
IEEE 802.11be (320MHz, MCS0, 99pc duty cycle), Channel 31 (6105.0 MHz)

Exposure Conditions

Phantom Section	Position, Test Distance [mm]	Frequency [MHz],Channel Number	Conversion Factor
5G	Bottom Surface, 2.00	6105.000, 31	1.0

Hardware Setup

Phantom	Medium	Probe, Calibration Date	DAE, Calibration Date
mmWave - 1076	Air -	EUmmWV4 - SN9616_F1-55GHz, 2025-03-14	DAE4 Sn1336, 2024-08-15

Scans Setup

Scan Type	5G Scan
Grid Extents [mm]	100.0 x 100.0
Grid Steps [lambda]	0.0625 x 0.0625
Sensor Surface [mm]	2.0

Measurement Results

Scan Type	5G Scan
Date	2025-04-26
Avg. Area [cm^2]	4.00
psPDn+ [W/m^2]	0.159
psPDtot+ [W/m^2]	0.227
psPDmod+ [W/m^2]	0.261
E_{max} [V/m]	13.2
Power Drift [dB]	-0.17

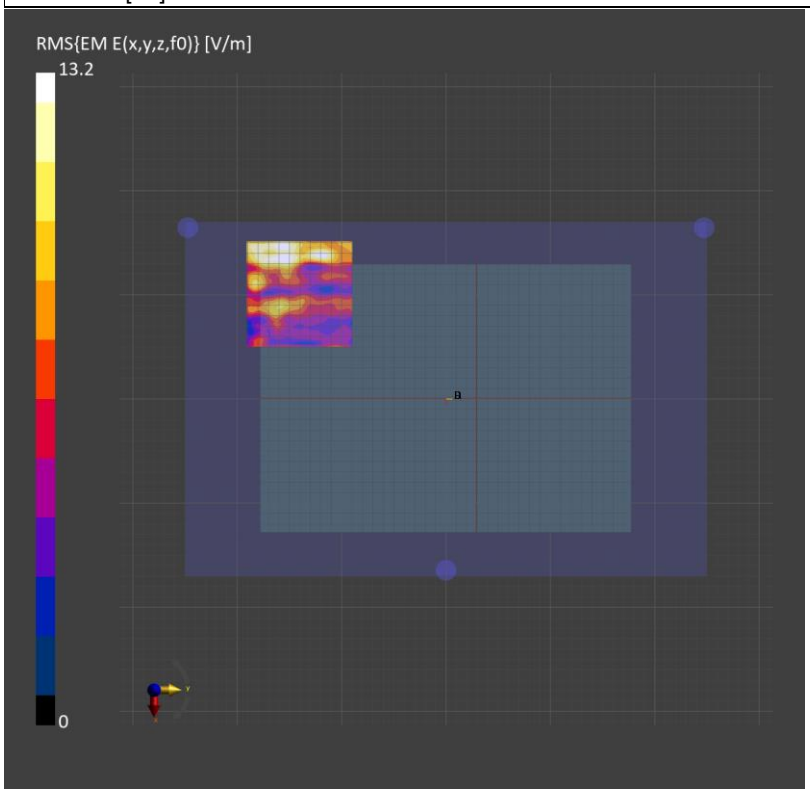

Unless otherwise stated the results shown in this test report refer only to the sample(s) tested and such sample(s) are retained for 90 days only.
除非另有說明，此報告結果僅對測試之樣品負責，同時此樣品僅保留90天。本報告未經本公司書面許可，不可部份複製。
This document is issued by the Company subject to its General Conditions of Service printed overleaf, available on request or accessible at http://www.sgs.com.tw/Terms-and-Conditions and for electronic format documents, subject to Terms and Conditions for Electronic Documents at http://www.sgs.com.tw/Terms-and-Conditions. Attention is drawn to the limitation of liability, indemnification and jurisdiction issues defined therein. Any holder of this document is advised that information contained hereon reflects the Company's findings at the time of its intervention only and within the limits of Client's instructions, if any. The Company's sole responsibility is to its Client and this document does not exonerate parties to a transaction from exercising all their rights and obligations under the transaction documents. This document cannot be reproduced except in full, without prior written approval of the Company. Any unauthorized alteration, forgery or falsification of the content or appearance of this document is unlawful and offenders may be prosecuted to the fullest extent of the law.

ID: 075
Report No. :TESA2504000291ES
Measurement Report_Bottom Surface, U-NII-5, Main
IEEE 802.11be (320MHz, MCS0, 99pc duty cycle), Channel 63 (6265.0 MHz)

Exposure Conditions

Phantom Section	Position, Test Distance [mm]	Frequency [MHz],Channel Number	Conversion Factor
5G	Bottom Surface, 2.00	6265.000, 63	1.0

Hardware Setup

Phantom	Medium	Probe, Calibration Date	DAE, Calibration Date
mmWave - 1076	Air -	EUmmWV4 - SN9616_F1-55GHz, 2025-03-14	DAE4 Sn1336, 2024-08-15

Scans Setup

Scan Type	5G Scan
Grid Extents [mm]	100.0 x 100.0
Grid Steps [lambda]	0.0625 x 0.0625
Sensor Surface [mm]	2.0

Measurement Results

Scan Type	5G Scan
Date	2025-04-26
Avg. Area [cm^2]	4.00
psPDn+ [W/m^2]	0.498
psPDtot+ [W/m^2]	0.529
psPDmod+ [W/m^2]	0.545
E_{max} [V/m]	16.8
Power Drift [dB]	-0.10



Unless otherwise stated the results shown in this test report refer only to the sample(s) tested and such sample(s) are retained for 90 days only.
除非另有說明，此報告結果僅對測試之樣品負責，同時此樣品僅保留90天。本報告未經本公司書面許可，不可部份複製。
This document is issued by the Company subject to its General Conditions of Service printed overleaf, available on request or accessible at http://www.sgs.com.tw/Terms-and-Conditions and for electronic format documents, subject to Terms and Conditions for Electronic Documents at http://www.sgs.com.tw/Terms-and-Conditions. Attention is drawn to the limitation of liability, indemnification and jurisdiction issues defined therein. Any holder of this document is advised that information contained hereon reflects the Company's findings at the time of its intervention only and within the limits of Client's instructions, if any. The Company's sole responsibility is to its Client and this document does not exonerate parties to a transaction from exercising all their rights and obligations under the transaction documents. This document cannot be reproduced except in full, without prior written approval of the Company. Any unauthorized alteration, forgery or falsification of the content or appearance of this document is unlawful and offenders may be prosecuted to the fullest extent of the law.

ID: 076
Report No. :TESA2504000291ES
Measurement Report_Bottom Surface, U-NII-6, Main
IEEE 802.11be WiFi (320MHz, MCS0, 99pc duty cycle), Channel 95 (6425.0 MHz)

Exposure Conditions

Phantom Section	Position, Test Distance [mm]	Frequency [MHz],Channel Number	Conversion Factor
5G	Bottom Surface, 2.00	6425.000, 95	1.0

Hardware Setup

Phantom	Medium	Probe, Calibration Date	DAE, Calibration Date
mmWave - 1076	Air -	EUmmWV4 - SN9616_F1-55GHz, 2025-03-14	DAE4 Sn1336, 2024-08-15

Scans Setup

Scan Type	5G Scan
Grid Extents [mm]	100.0 x 100.0
Grid Steps [lambda]	0.0625 x 0.0625
Sensor Surface [mm]	2.0

Measurement Results

Scan Type	5G Scan
Date	2025-04-26
Avg. Area [cm^2]	4.00
psPDn+ [W/m^2]	0.315
psPDtot+ [W/m^2]	0.381
psPDmod+ [W/m^2]	0.434
E_{max} [V/m]	15.4
Power Drift [dB]	-0.16

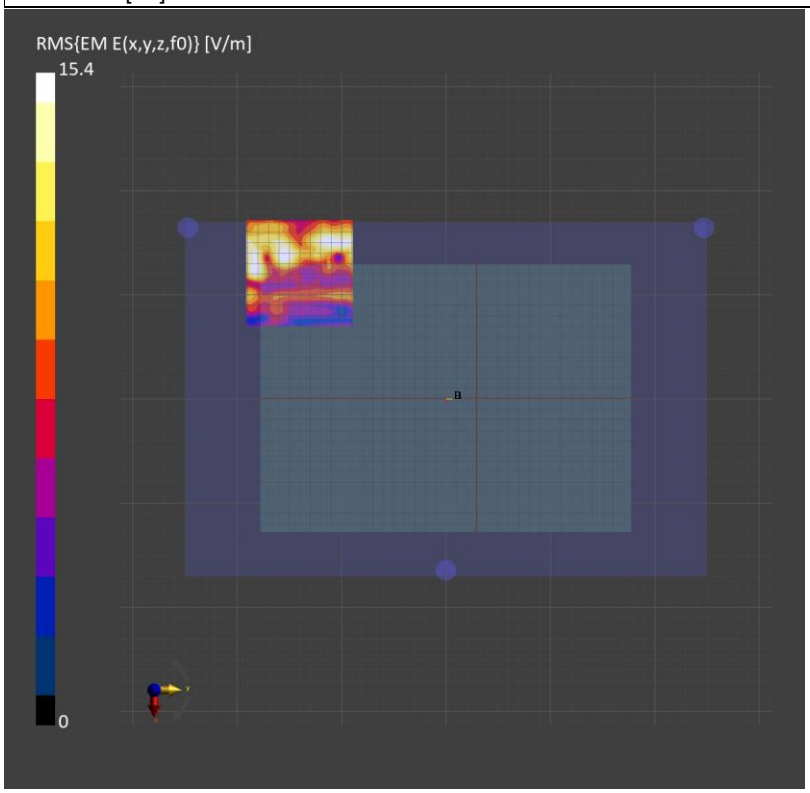

Unless otherwise stated the results shown in this test report refer only to the sample(s) tested and such sample(s) are retained for 90 days only.
除非另有說明，此報告結果僅對測試之樣品負責，同時此樣品僅保留90天。本報告未經本公司書面許可，不可部份複製。
This document is issued by the Company subject to its General Conditions of Service printed overleaf, available on request or accessible at http://www.sgs.com.tw/Terms-and-Conditions and for electronic format documents, subject to Terms and Conditions for Electronic Documents at http://www.sgs.com.tw/Terms-and-Conditions. Attention is drawn to the limitation of liability, indemnification and jurisdiction issues defined therein. Any holder of this document is advised that information contained hereon reflects the Company's findings at the time of its intervention only and within the limits of Client's instructions, if any. The Company's sole responsibility is to its Client and this document does not exonerate parties to a transaction from exercising all their rights and obligations under the transaction documents. This document cannot be reproduced except in full, without prior written approval of the Company. Any unauthorized alteration, forgery or falsification of the content or appearance of this document is unlawful and offenders may be prosecuted to the fullest extent of the law.

ID: 077
Report No. :TESA2504000291ES
Measurement Report_Bottom Surface, U-NII-7, Main
IEEE 802.11be (320MHz, MCS0, 99pc duty cycle), Channel 127 (6585.0 MHz)

Exposure Conditions

Phantom Section	Position, Test Distance [mm]	Frequency [MHz],Channel Number	Conversion Factor
5G	Bottom Surface, 2.00	6585.000, 127	1.0

Hardware Setup

Phantom	Medium	Probe, Calibration Date	DAE, Calibration Date
mmWave - 1076	Air -	EUmmWV4 - SN9616_F1-55GHz, 2025-03-14	DAE4 Sn1336, 2024-08-15

Scans Setup

Scan Type	5G Scan
Grid Extents [mm]	100.0 x 100.0
Grid Steps [lambda]	0.0625 x 0.0625
Sensor Surface [mm]	2.0

Measurement Results

Scan Type	5G Scan
Date	2025-04-26
Avg. Area [cm^2]	4.00
psPDn+ [W/m^2]	0.502
psPDtot+ [W/m^2]	0.521
psPDmod+ [W/m^2]	0.532
E_{max} [V/m]	16.4
Power Drift [dB]	0.08

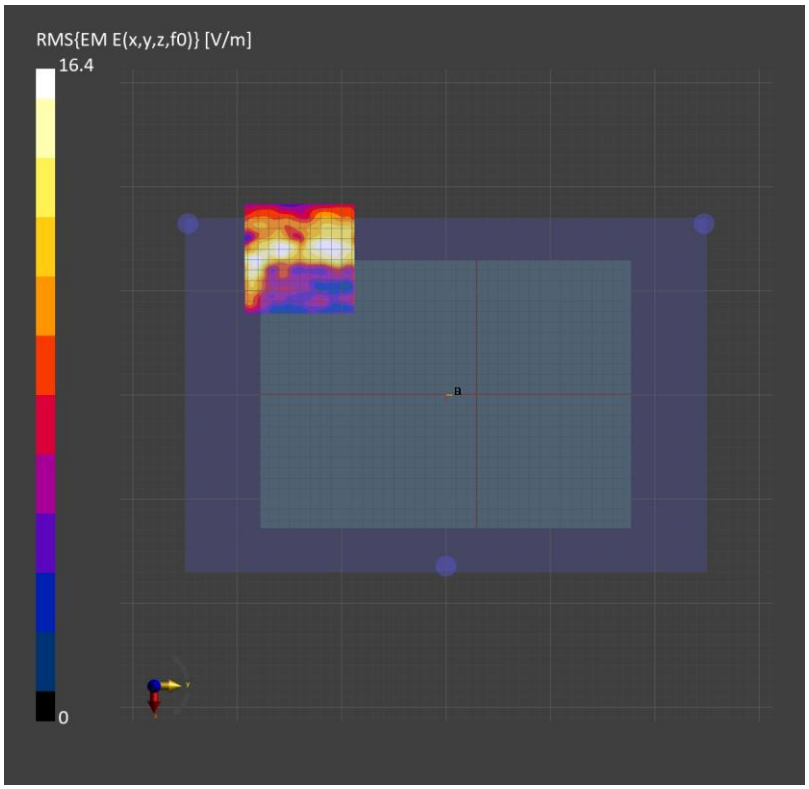

Unless otherwise stated the results shown in this test report refer only to the sample(s) tested and such sample(s) are retained for 90 days only.
除非另有說明，此報告結果僅對測試之樣品負責，同時此樣品僅保留90天。本報告未經本公司書面許可，不可部份複製。
This document is issued by the Company subject to its General Conditions of Service printed overleaf, available on request or accessible at http://www.sgs.com.tw/Terms-and-Conditions and for electronic format documents, subject to Terms and Conditions for Electronic Documents at http://www.sgs.com.tw/Terms-and-Conditions. Attention is drawn to the limitation of liability, indemnification and jurisdiction issues defined therein. Any holder of this document is advised that information contained hereon reflects the Company's findings at the time of its intervention only and within the limits of Client's instructions, if any. The Company's sole responsibility is to its Client and this document does not exonerate parties to a transaction from exercising all their rights and obligations under the transaction documents. This document cannot be reproduced except in full, without prior written approval of the Company. Any unauthorized alteration, forgery or falsification of the content or appearance of this document is unlawful and offenders may be prosecuted to the fullest extent of the law.

ID: 078
Report No. :TESA2504000291ES
Measurement Report_Bottom Surface, U-NII-8, Main
IEEE 802.11be (320MHz, MCS0, 99pc duty cycle), Channel 191 (6905.0 MHz)

Exposure Conditions

Phantom Section	Position, Test Distance [mm]	Frequency [MHz],Channel Number	Conversion Factor
5G	Bottom Surface, 2.00	6905.000, 191	1.0

Hardware Setup

Phantom	Medium	Probe, Calibration Date	DAE, Calibration Date
mmWave - 1076	Air -	EUmmWV4 - SN9616_F1-55GHz, 2025-03-14	DAE4 Sn1336, 2024-08-15

Scans Setup

Scan Type	5G Scan
Grid Extents [mm]	100.0 x 100.0
Grid Steps [lambda]	0.0625 x 0.0625
Sensor Surface [mm]	2.0

Measurement Results

Scan Type	5G Scan
Date	2025-04-26
Avg. Area [cm^2]	4.00
psPDn+ [W/m^2]	0.528
psPDtot+ [W/m^2]	0.574
psPDmod+ [W/m^2]	0.604
E_{max} [V/m]	17.7
Power Drift [dB]	-0.02



Unless otherwise stated the results shown in this test report refer only to the sample(s) tested and such sample(s) are retained for 90 days only.
除非另有說明，此報告結果僅對測試之樣品負責，同時此樣品僅保留90天。本報告未經本公司書面許可，不可部份複製。
This document is issued by the Company subject to its General Conditions of Service printed overleaf, available on request or accessible at http://www.sgs.com.tw/Terms-and-Conditions and for electronic format documents, subject to Terms and Conditions for Electronic Documents at http://www.sgs.com.tw/Terms-and-Conditions. Attention is drawn to the limitation of liability, indemnification and jurisdiction issues defined therein. Any holder of this document is advised that information contained hereon reflects the Company's findings at the time of its intervention only and within the limits of Client's instructions, if any. The Company's sole responsibility is to its Client and this document does not exonerate parties to a transaction from exercising all their rights and obligations under the transaction documents. This document cannot be reproduced except in full, without prior written approval of the Company. Any unauthorized alteration, forgery or falsification of the content or appearance of this document is unlawful and offenders may be prosecuted to the fullest extent of the law.

ID: 079
Report No. :TESA2504000291ES
Measurement Report_Bottom Surface, U-NII-5, Aux
IEEE 802.11be (320MHz, MCS0, 99pc duty cycle), Channel 31 (6105.0 MHz)

Exposure Conditions

Phantom Section	Position, Test Distance [mm]	Frequency [MHz],Channel Number	Conversion Factor
5G	Bottom Surface, 2.00	6105.000, 31	1.0

Hardware Setup

Phantom	Medium	Probe, Calibration Date	DAE, Calibration Date
mmWave - 1076	Air -	EUmmWV4 - SN9616_F1-55GHz, 2025-03-14	DAE4 Sn1336, 2024-08-15

Scans Setup

Scan Type	5G Scan
Grid Extents [mm]	100.0 x 100.0
Grid Steps [lambda]	0.0625 x 0.0625
Sensor Surface [mm]	2.0

Measurement Results

Scan Type	5G Scan
Date	2025-04-26
Avg. Area [cm^2]	4.00
psPDn+ [W/m^2]	0.188
psPDtot+ [W/m^2]	0.203
psPDmod+ [W/m^2]	0.231
E_{max} [V/m]	10.5
Power Drift [dB]	-0.12

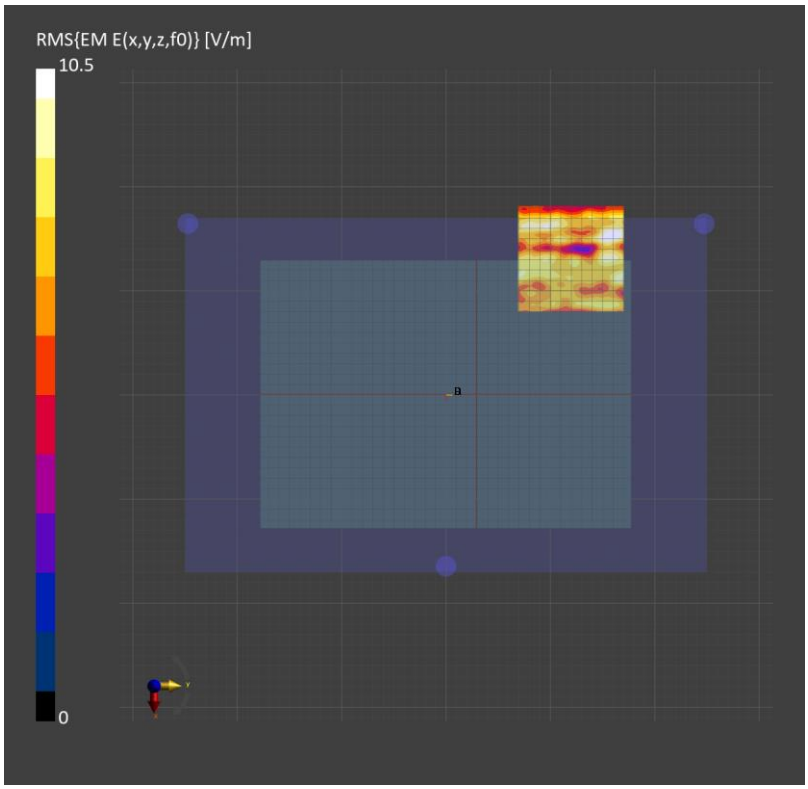

Unless otherwise stated the results shown in this test report refer only to the sample(s) tested and such sample(s) are retained for 90 days only.
除非另有說明，此報告結果僅對測試之樣品負責，同時此樣品僅保留90天。本報告未經本公司書面許可，不可部份複製。
This document is issued by the Company subject to its General Conditions of Service printed overleaf, available on request or accessible at http://www.sgs.com.tw/Terms-and-Conditions and for electronic format documents, subject to Terms and Conditions for Electronic Documents at http://www.sgs.com.tw/Terms-and-Conditions. Attention is drawn to the limitation of liability, indemnification and jurisdiction issues defined therein. Any holder of this document is advised that information contained hereon reflects the Company's findings at the time of its intervention only and within the limits of Client's instructions, if any. The Company's sole responsibility is to its Client and this document does not exonerate parties to a transaction from exercising all their rights and obligations under the transaction documents. This document cannot be reproduced except in full, without prior written approval of the Company. Any unauthorized alteration, forgery or falsification of the content or appearance of this document is unlawful and offenders may be prosecuted to the fullest extent of the law.

ID: 080
Report No. :TESA2504000291ES
Measurement Report_Bottom Surface, U-NII-5, Aux
IEEE 802.11be (320MHz, MCS0, 99pc duty cycle), Channel 63 (6265.0 MHz)

Exposure Conditions

Phantom Section	Position, Test Distance [mm]	Frequency [MHz],Channel Number	Conversion Factor
5G	Bottom Surface, 2.00	6265.000, 63	1.0

Hardware Setup

Phantom	Medium	Probe, Calibration Date	DAE, Calibration Date
mmWave - 1076	Air -	EUmmWV4 - SN9616_F1-55GHz, 2025-03-14	DAE4 Sn1336, 2024-08-15

Scans Setup

Scan Type	5G Scan
Grid Extents [mm]	100.0 x 100.0
Grid Steps [lambda]	0.0625 x 0.0625
Sensor Surface [mm]	2.0

Measurement Results

Scan Type	5G Scan
Date	2025-04-26
Avg. Area [cm^2]	4.00
psPDn+ [W/m^2]	0.146
psPDtot+ [W/m^2]	0.156
psPDmod+ [W/m^2]	0.171
E_{max} [V/m]	9.54
Power Drift [dB]	-0.17



Unless otherwise stated the results shown in this test report refer only to the sample(s) tested and such sample(s) are retained for 90 days only.
除非另有說明，此報告結果僅對測試之樣品負責，同時此樣品僅保留90天。本報告未經本公司書面許可，不可部份複製。
This document is issued by the Company subject to its General Conditions of Service printed overleaf, available on request or accessible at http://www.sgs.com.tw/Terms-and-Conditions and for electronic format documents, subject to Terms and Conditions for Electronic Documents at http://www.sgs.com.tw/Terms-and-Conditions. Attention is drawn to the limitation of liability, indemnification and jurisdiction issues defined therein. Any holder of this document is advised that information contained hereon reflects the Company's findings at the time of its intervention only and within the limits of Client's instructions, if any. The Company's sole responsibility is to its Client and this document does not exonerate parties to a transaction from exercising all their rights and obligations under the transaction documents. This document cannot be reproduced except in full, without prior written approval of the Company. Any unauthorized alteration, forgery or falsification of the content or appearance of this document is unlawful and offenders may be prosecuted to the fullest extent of the law.

ID: 081
Report No. :TESA2504000291ES
Measurement Report_Bottom Surface, U-NII-6, Aux
IEEE 802.11be WiFi (320MHz, MCS0, 99pc duty cycle), Channel 95 (6425.0 MHz)

Exposure Conditions

Phantom Section	Position, Test Distance [mm]	Frequency [MHz],Channel Number	Conversion Factor
5G	Bottom Surface, 2.00	6425.000, 95	1.0

Hardware Setup

Phantom	Medium	Probe, Calibration Date	DAE, Calibration Date
mmWave - 1076	Air -	EUmmWV4 - SN9616_F1-55GHz, 2025-03-14	DAE4 Sn1336, 2024-08-15

Scans Setup

Scan Type	5G Scan
Grid Extents [mm]	100.0 x 100.0
Grid Steps [lambda]	0.0625 x 0.0625
Sensor Surface [mm]	2.0

Measurement Results

Scan Type	5G Scan
Date	2025-04-27
Avg. Area [cm^2]	4.00
psPDn+ [W/m^2]	0.126
psPDtot+ [W/m^2]	0.138
psPDmod+ [W/m^2]	0.156
E_{max} [V/m]	9.53
Power Drift [dB]	0.18

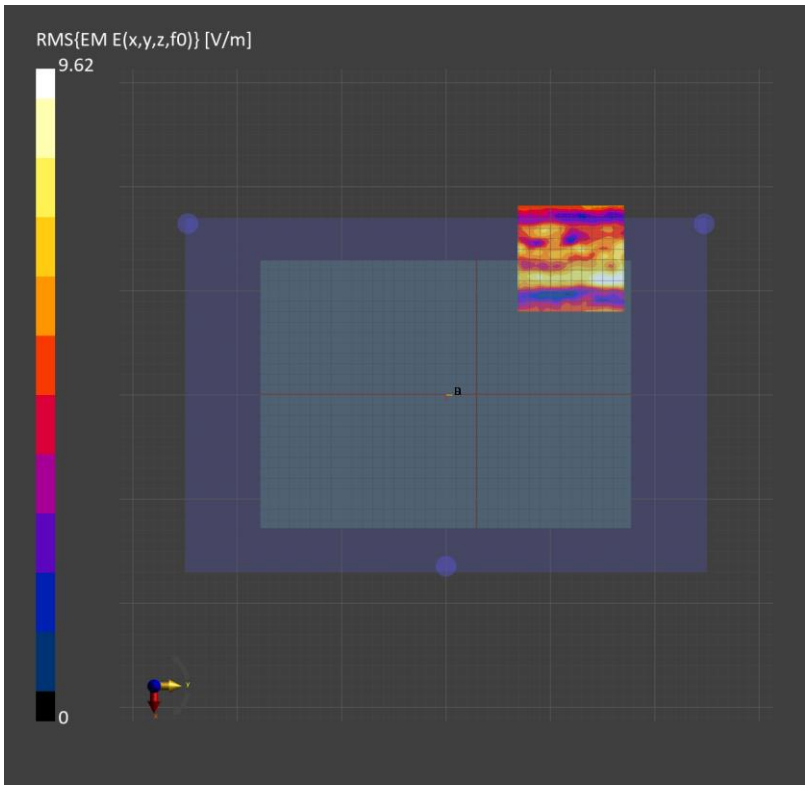

Unless otherwise stated the results shown in this test report refer only to the sample(s) tested and such sample(s) are retained for 90 days only.
除非另有說明，此報告結果僅對測試之樣品負責，同時此樣品僅保留90天。本報告未經本公司書面許可，不可部份複製。
This document is issued by the Company subject to its General Conditions of Service printed overleaf, available on request or accessible at http://www.sgs.com.tw/Terms-and-Conditions and for electronic format documents, subject to Terms and Conditions for Electronic Documents at http://www.sgs.com.tw/Terms-and-Conditions. Attention is drawn to the limitation of liability, indemnification and jurisdiction issues defined therein. Any holder of this document is advised that information contained hereon reflects the Company's findings at the time of its intervention only and within the limits of Client's instructions, if any. The Company's sole responsibility is to its Client and this document does not exonerate parties to a transaction from exercising all their rights and obligations under the transaction documents. This document cannot be reproduced except in full, without prior written approval of the Company. Any unauthorized alteration, forgery or falsification of the content or appearance of this document is unlawful and offenders may be prosecuted to the fullest extent of the law.

ID: 082
Report No. :TESA2504000291ES
Measurement Report_Bottom Surface, U-NII-7, Aux
IEEE 802.11be (320MHz, MCS0, 99pc duty cycle), Channel 127 (6585.0 MHz)

Exposure Conditions

Phantom Section	Position, Test Distance [mm]	Frequency [MHz],Channel Number	Conversion Factor
5G	Bottom Surface, 2.00	6585.000, 127	1.0

Hardware Setup

Phantom	Medium	Probe, Calibration Date	DAE, Calibration Date
mmWave - 1076	Air -	EUmmWV4 - SN9616_F1-55GHz, 2025-03-14	DAE4 Sn1336, 2024-08-15

Scans Setup

Scan Type	5G Scan
Grid Extents [mm]	100.0 x 100.0
Grid Steps [lambda]	0.0625 x 0.0625
Sensor Surface [mm]	2.0

Measurement Results

Scan Type	5G Scan
Date	2025-04-27
Avg. Area [cm^2]	4.00
psPDn+ [W/m^2]	0.135
psPDtot+ [W/m^2]	0.146
psPDmod+ [W/m^2]	0.169
E_{max} [V/m]	9.68
Power Drift [dB]	0.18

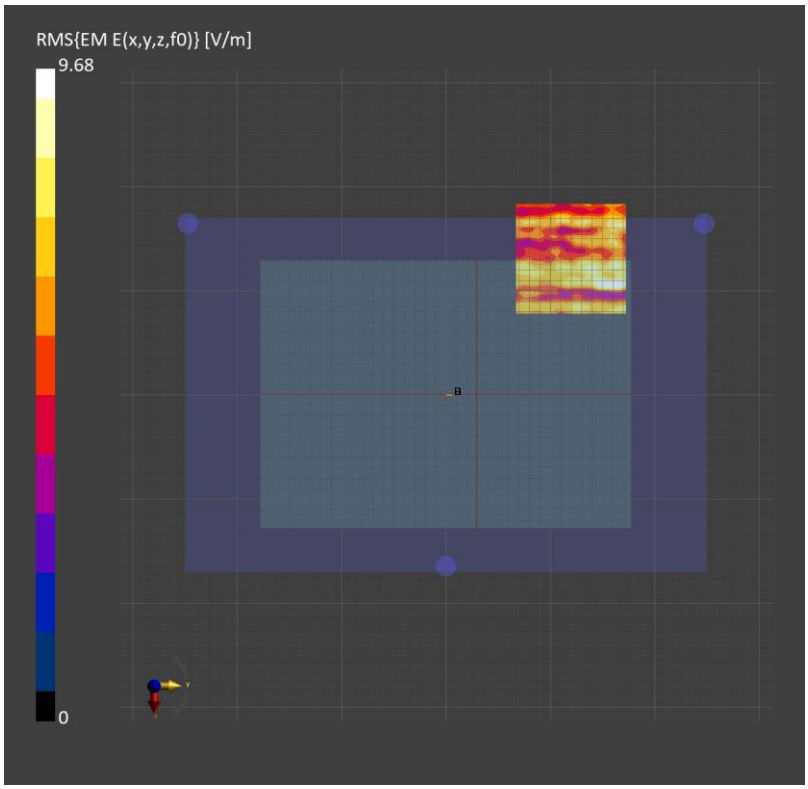

Unless otherwise stated the results shown in this test report refer only to the sample(s) tested and such sample(s) are retained for 90 days only.
除非另有說明，此報告結果僅對測試之樣品負責，同時此樣品僅保留90天。本報告未經本公司書面許可，不可部份複製。
This document is issued by the Company subject to its General Conditions of Service printed overleaf, available on request or accessible at http://www.sgs.com.tw/Terms-and-Conditions and for electronic format documents, subject to Terms and Conditions for Electronic Documents at http://www.sgs.com.tw/Terms-and-Conditions. Attention is drawn to the limitation of liability, indemnification and jurisdiction issues defined therein. Any holder of this document is advised that information contained hereon reflects the Company's findings at the time of its intervention only and within the limits of Client's instructions, if any. The Company's sole responsibility is to its Client and this document does not exonerate parties to a transaction from exercising all their rights and obligations under the transaction documents. This document cannot be reproduced except in full, without prior written approval of the Company. Any unauthorized alteration, forgery or falsification of the content or appearance of this document is unlawful and offenders may be prosecuted to the fullest extent of the law.

ID: 083
Report No. :TESA2504000291ES
Measurement Report_Bottom Surface, U-NII-8, Aux
IEEE 802.11be (320MHz, MCS0, 99pc duty cycle), Channel 191 (6905.0 MHz)

Exposure Conditions

Phantom Section	Position, Test Distance [mm]	Frequency [MHz],Channel Number	Conversion Factor
5G	Bottom Surface, 2.00	6905.000, 191	1.0

Hardware Setup

Phantom	Medium	Probe, Calibration Date	DAE, Calibration Date
mmWave - 1076	Air -	EUmmWV4 - SN9616_F1-55GHz, 2025-03-14	DAE4 Sn1336, 2024-08-15

Scans Setup

Scan Type	5G Scan
Grid Extents [mm]	100.0 x 100.0
Grid Steps [lambda]	0.0625 x 0.0625
Sensor Surface [mm]	2.0

Measurement Results

Scan Type	5G Scan
Date	2025-04-27
Avg. Area [cm^2]	4.00
psPDn+ [W/m^2]	0.175
psPDtot+ [W/m^2]	0.199
psPDmod+ [W/m^2]	0.218
E_{max} [V/m]	12.3
Power Drift [dB]	-0.17

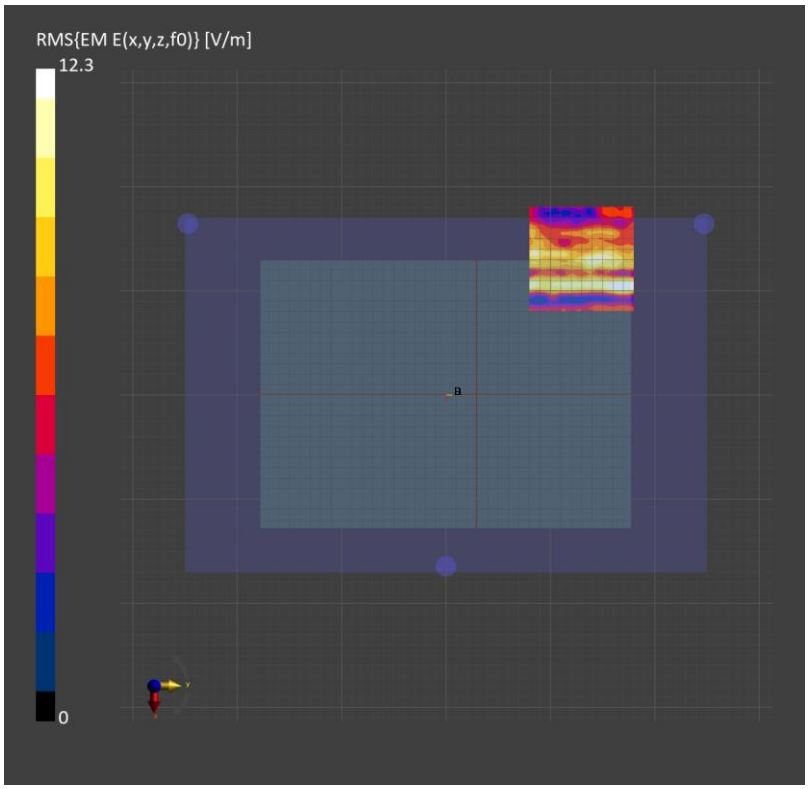

Unless otherwise stated the results shown in this test report refer only to the sample(s) tested and such sample(s) are retained for 90 days only.
除非另有說明，此報告結果僅對測試之樣品負責，同時此樣品僅保留90天。本報告未經本公司書面許可，不可部份複製。
This document is issued by the Company subject to its General Conditions of Service printed overleaf, available on request or accessible at http://www.sgs.com.tw/Terms-and-Conditions and for electronic format documents, subject to Terms and Conditions for Electronic Documents at http://www.sgs.com.tw/Terms-and-Conditions. Attention is drawn to the limitation of liability, indemnification and jurisdiction issues defined therein. Any holder of this document is advised that information contained hereon reflects the Company's findings at the time of its intervention only and within the limits of Client's instructions, if any. The Company's sole responsibility is to its Client and this document does not exonerate parties to a transaction from exercising all their rights and obligations under the transaction documents. This document cannot be reproduced except in full, without prior written approval of the Company. Any unauthorized alteration, forgery or falsification of the content or appearance of this document is unlawful and offenders may be prosecuted to the fullest extent of the law.

14 SAR SYSTEM CHECK RESULTS

Date: 2025/4/21

Report No. :TESA2504000291ES
Dipole 2450 MHz_SN:728
Communication System: CW; Frequency: 2450 MHz; Duty cycle= 1:1
Medium parameters used: f = 2450 MHz; σ = 1.79 S/m; εr = 38.997; ρ = 1000 kg/m^3
Phantom section: Flat Section
Ambient temperature: 22.1°C; Liquid temperature: 21.8°C

DASY5 Configuration:

- Probe: EX3DV4 - SN7466; ConvF(7.38, 6.95, 6.92) @ 2450 MHz; Calibrated: 2025/1/28
- Sensor-Surface: 1.4mm (Mechanical Surface Detection)
- Electronics: DAE4 Sn1336; Calibrated: 2024/8/15
- Phantom: ELI
- DASY52 52.10.4(1527); SEMCAD X 14.6.14(7483)

Area Scan (61x61x1): Interpolated grid: dx=12 mm, dy=12 mm
Maximum value of SAR (interpolated) = 20.3 W/kg

Zoom Scan (7x7x7)/Cube 0: Measurement grid: dx=5mm, dy=5mm, dz=5mm
Reference Value = 99.66 V/m; Power Drift = -0.12 dB
Peak SAR (extrapolated) = 22.9 W/kg
SAR(1 g) = 12.9 W/kg; SAR(10 g) = 6.44 W/kg
Smallest distance from peaks to all points 3 dB below = 9.2 mm
Ratio of SAR at M2 to SAR at M1 = 57.7%
Maximum value of SAR (measured) = 19.8 W/kg

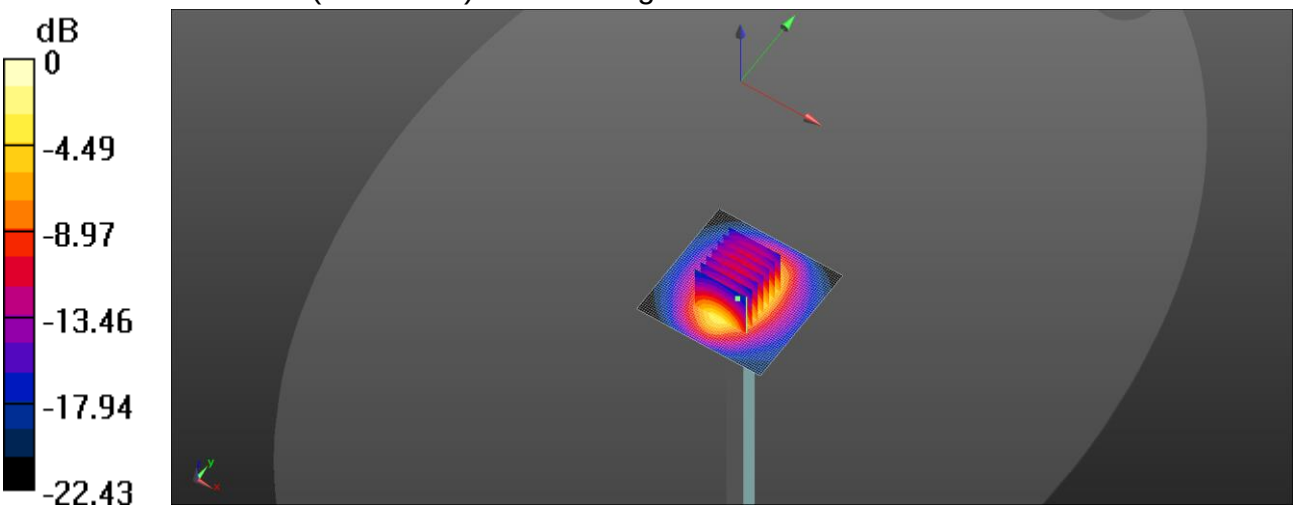

0 dB = 19.8 W/kg = 12.97 dBW/kg

Unless otherwise stated the results shown in this test report refer only to the sample(s) tested and such sample(s) are retained for 90 days only.
除非另有說明，此報告結果僅對測試之樣品負責，同時此樣品僅保留90天。本報告未經本公司書面許可，不可部份複製。
This document is issued by the Company subject to its General Conditions of Service printed overleaf, available on request or accessible at http://www.sgs.com.tw/Terms-and-Conditions and for electronic format documents, subject to Terms and Conditions for Electronic Documents at http://www.sgs.com.tw/Terms-and-Conditions. Attention is drawn to the limitation of liability, indemnification and jurisdiction issues defined therein. Any holder of this document is advised that information contained hereon reflects the Company's findings at the time of its intervention only and within the limits of Client's instructions, if any. The Company's sole responsibility is to its Client and this document does not exonerate parties to a transaction from exercising all their rights and obligations under the transaction documents. This document cannot be reproduced except in full, without prior written approval of the Company. Any unauthorized alteration, forgery or falsification of the content or appearance of this document is unlawful and offenders may be prosecuted to the fullest extent of the law.

Date: 2025/4/22

Report No. :TESA2504000291ES
Dipole 5250 MHz_SN:1349
Communication System: CW; Frequency: 5250 MHz; Duty cycle= 1:1
Medium parameters used: f = 5250 MHz; σ = 4.828 S/m; εr = 36.876; ρ = 1000 kg/m^3
Phantom section: Flat Section
Ambient temperature: 22.5°C; Liquid temperature: 22.3°C

DASY5 Configuration:

- Probe: EX3DV4 - SN7466; ConvF(5.52, 5.19, 5.17) @ 5250 MHz; Calibrated: 2025/1/28
- Sensor-Surface: 1.4mm (Mechanical Surface Detection)
- Electronics: DAE4 Sn1336; Calibrated: 2024/8/15
- Phantom: ELI
- DASY52 52.10.4(1527); SEMCAD X 14.6.14(7483)

Area Scan (61x61x1): Interpolated grid: dx=10 mm, dy=10 mm
Maximum value of SAR (interpolated) = 16.3 W/kg

Zoom Scan (7x7x12)/Cube 0: Measurement grid: dx=4mm, dy=4mm, dz=2mm
Reference Value = 57.59 V/m; Power Drift = 0.02 dB
Peak SAR (extrapolated) = 32.3 W/kg
SAR(1 g) = 7.88 W/kg; SAR(10 g) = 2.22 W/kg
Smallest distance from peaks to all points 3 dB below = 7.2 mm
Ratio of SAR at M2 to SAR at M1 = 56.3%
Maximum value of SAR (measured) = 16.7 W/kg

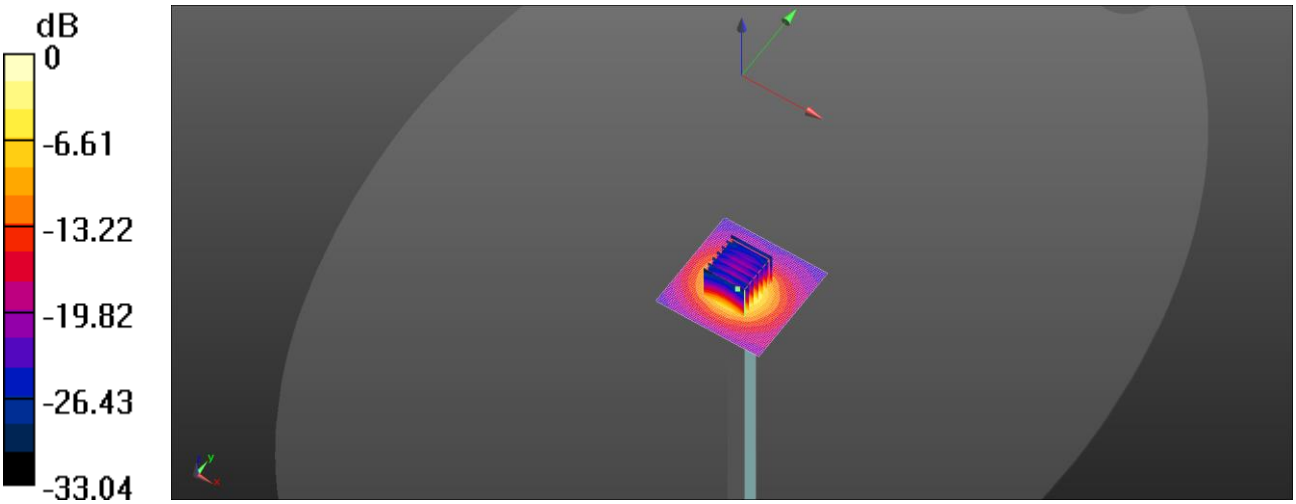

0 dB = 16.7 W/kg = 12.23 dBW/kg

Unless otherwise stated the results shown in this test report refer only to the sample(s) tested and such sample(s) are retained for 90 days only.
除非另有說明，此報告結果僅對測試之樣品負責，同時此樣品僅保留90天。本報告未經本公司書面許可，不可部份複製。
This document is issued by the Company subject to its General Conditions of Service printed overleaf, available on request or accessible at http://www.sgs.com.tw/Terms-and-Conditions and for electronic format documents, subject to Terms and Conditions for Electronic Documents at http://www.sgs.com.tw/Terms-and-Conditions. Attention is drawn to the limitation of liability, indemnification and jurisdiction issues defined therein. Any holder of this document is advised that information contained hereon reflects the Company's findings at the time of its intervention only and within the limits of Client's instructions, if any. The Company's sole responsibility is to its Client and this document does not exonerate parties to a transaction from exercising all their rights and obligations under the transaction documents. This document cannot be reproduced except in full, without prior written approval of the Company. Any unauthorized alteration, forgery or falsification of the content or appearance of this document is unlawful and offenders may be prosecuted to the fullest extent of the law.

Date: 2025/4/23

Report No. :TESA2504000291ES
Dipole 5250 MHz_SN:1349
Communication System: CW; Frequency: 5250 MHz; Duty cycle= 1:1
Medium parameters used: f = 5250 MHz; σ = 4.759 S/m; εr = 36.479; ρ = 1000 kg/m^3
Phantom section: Flat Section
Ambient temperature: 21.5°C; Liquid temperature: 21.7°C

DASY5 Configuration:

- Probe: EX3DV4 - SN7466; ConvF(5.52, 5.19, 5.17) @ 5250 MHz; Calibrated: 2025/1/28
- Sensor-Surface: 1.4mm (Mechanical Surface Detection)
- Electronics: DAE4 Sn1336; Calibrated: 2024/8/15
- Phantom: ELI
- DASY52 52.10.4(1527); SEMCAD X 14.6.14(7483)

Area Scan (61x61x1): Interpolated grid: dx=10 mm, dy=10 mm
Maximum value of SAR (interpolated) = 17.3 W/kg

Zoom Scan (7x7x12)/Cube 0: Measurement grid: dx=4mm, dy=4mm, dz=2mm
Reference Value = 54.65 V/m; Power Drift = -0.01 dB
Peak SAR (extrapolated) = 32.5 W/kg
SAR(1 g) = 8.31 W/kg; SAR(10 g) = 2.4 W/kg
Smallest distance from peaks to all points 3 dB below = 7.2 mm
Ratio of SAR at M2 to SAR at M1 = 56.5%
Maximum value of SAR (measured) = 17.2 W/kg



0 dB = 17.2 W/kg = 12.36 dBW/kg

Unless otherwise stated the results shown in this test report refer only to the sample(s) tested and such sample(s) are retained for 90 days only.
除非另有說明，此報告結果僅對測試之樣品負責，同時此樣品僅保留90天。本報告未經本公司書面許可，不可部份複製。
This document is issued by the Company subject to its General Conditions of Service printed overleaf, available on request or accessible at http://www.sgs.com.tw/Terms-and-Conditions and for electronic format documents, subject to Terms and Conditions for Electronic Documents at http://www.sgs.com.tw/Terms-and-Conditions. Attention is drawn to the limitation of liability, indemnification and jurisdiction issues defined therein. Any holder of this document is advised that information contained hereon reflects the Company's findings at the time of its intervention only and within the limits of Client's instructions, if any. The Company's sole responsibility is to its Client and this document does not exonerate parties to a transaction from exercising all their rights and obligations under the transaction documents. This document cannot be reproduced except in full, without prior written approval of the Company. Any unauthorized alteration, forgery or falsification of the content or appearance of this document is unlawful and offenders may be prosecuted to the fullest extent of the law.

Date: 2025/4/22

Report No. :TESA2504000291ES
Dipole 5600 MHz_SN:1349
Communication System: CW; Frequency: 5600 MHz; Duty cycle= 1:1
Medium parameters used: f = 5600 MHz; σ = 5.188 S/m; εr = 36.413; ρ = 1000 kg/m^3
Phantom section: Flat Section
Ambient temperature: 22.4°C; Liquid temperature: 22.1°C

DASY5 Configuration:

- Probe: EX3DV4 - SN7466; ConvF(5.16, 4.86, 4.84) @ 5600 MHz; Calibrated: 2025/1/28
- Sensor-Surface: 1.4mm (Mechanical Surface Detection)
- Electronics: DAE4 Sn1336; Calibrated: 2024/8/15
- Phantom: ELI
- DASY52 52.10.4(1527); SEMCAD X 14.6.14(7483)

Area Scan (61x61x1): Interpolated grid: dx=10 mm, dy=10 mm
Maximum value of SAR (interpolated) = 19.0 W/kg

Zoom Scan (7x7x12)/Cube 0: Measurement grid: dx=4mm, dy=4mm, dz=2mm
Reference Value = 60.08 V/m; Power Drift = -0.11 dB
Peak SAR (extrapolated) = 36.7 W/kg
SAR(1 g) = 8.57 W/kg; SAR(10 g) = 2.38 W/kg
Smallest distance from peaks to all points 3 dB below = 7.4 mm
Ratio of SAR at M2 to SAR at M1 = 54.6%
Maximum value of SAR (measured) = 18.5 W/kg

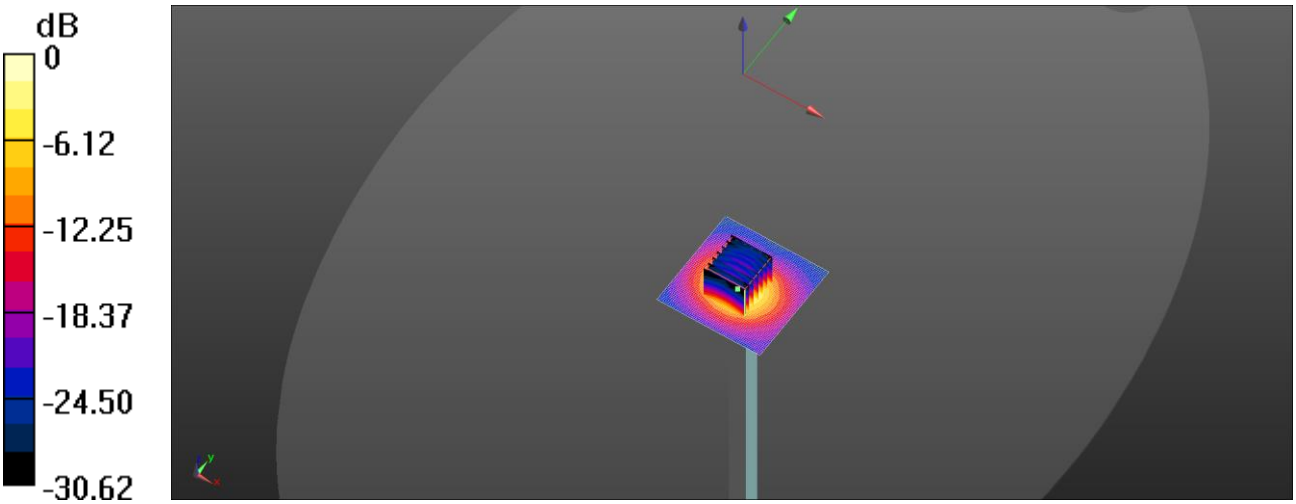

0 dB = 18.5 W/kg = 12.67 dBW/kg

Unless otherwise stated the results shown in this test report refer only to the sample(s) tested and such sample(s) are retained for 90 days only.
除非另有說明，此報告結果僅對測試之樣品負責，同時此樣品僅保留90天。本報告未經本公司書面許可，不可部份複製。
This document is issued by the Company subject to its General Conditions of Service printed overleaf, available on request or accessible at http://www.sgs.com.tw/Terms-and-Conditions and for electronic format documents, subject to Terms and Conditions for Electronic Documents at http://www.sgs.com.tw/Terms-and-Conditions. Attention is drawn to the limitation of liability, indemnification and jurisdiction issues defined therein. Any holder of this document is advised that information contained hereon reflects the Company's findings at the time of its intervention only and within the limits of Client's instructions, if any. The Company's sole responsibility is to its Client and this document does not exonerate parties to a transaction from exercising all their rights and obligations under the transaction documents. This document cannot be reproduced except in full, without prior written approval of the Company. Any unauthorized alteration, forgery or falsification of the content or appearance of this document is unlawful and offenders may be prosecuted to the fullest extent of the law.

Date: 2025/4/23

Report No. :TESA2504000291ES
Dipole 5600 MHz_SN:1349
Communication System: CW; Frequency: 5600 MHz; Duty cycle= 1:1
Medium parameters used: f = 5600 MHz; σ = 5.119 S/m; εr = 36.016; ρ = 1000 kg/m^3
Phantom section: Flat Section
Ambient temperature: 21.8°C; Liquid temperature: 21.5°C

DASY5 Configuration:

- Probe: EX3DV4 - SN7466; ConvF(5.16, 4.86, 4.84) @ 5600 MHz; Calibrated: 2025/1/28
- Sensor-Surface: 1.4mm (Mechanical Surface Detection)
- Electronics: DAE4 Sn1336; Calibrated: 2024/8/15
- Phantom: ELI
- DASY52 52.10.4(1527); SEMCAD X 14.6.14(7483)

Area Scan (61x61x1): Interpolated grid: dx=10 mm, dy=10 mm
Maximum value of SAR (interpolated) = 16.3 W/kg

Zoom Scan (7x7x12)/Cube 0: Measurement grid: dx=4mm, dy=4mm, dz=2mm
Reference Value = 56.46 V/m; Power Drift = -0.05 dB
Peak SAR (extrapolated) = 31.3 W/kg
SAR(1 g) = 8.22 W/kg; SAR(10 g) = 2.45 W/kg
Smallest distance from peaks to all points 3 dB below = 7.4 mm
Ratio of SAR at M2 to SAR at M1 = 55.6%
Maximum value of SAR (measured) = 16.4 W/kg

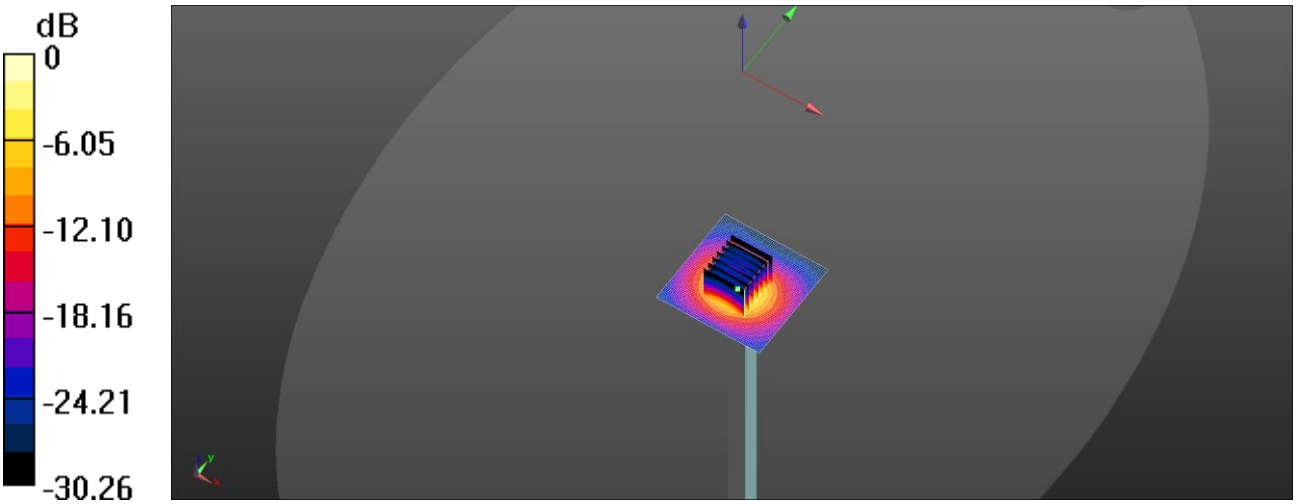

0 dB = 16.4 W/kg = 12.15 dBW/kg

Unless otherwise stated the results shown in this test report refer only to the sample(s) tested and such sample(s) are retained for 90 days only.
除非另有說明，此報告結果僅對測試之樣品負責，同時此樣品僅保留90天。本報告未經本公司書面許可，不可部份複製。
This document is issued by the Company subject to its General Conditions of Service printed overleaf, available on request or accessible at http://www.sgs.com.tw/Terms-and-Conditions and for electronic format documents, subject to Terms and Conditions for Electronic Documents at http://www.sgs.com.tw/Terms-and-Conditions. Attention is drawn to the limitation of liability, indemnification and jurisdiction issues defined therein. Any holder of this document is advised that information contained hereon reflects the Company's findings at the time of its intervention only and within the limits of Client's instructions, if any. The Company's sole responsibility is to its Client and this document does not exonerate parties to a transaction from exercising all their rights and obligations under the transaction documents. This document cannot be reproduced except in full, without prior written approval of the Company. Any unauthorized alteration, forgery or falsification of the content or appearance of this document is unlawful and offenders may be prosecuted to the fullest extent of the law.

Date: 2025/4/22

Report No. :TESA2504000291ES
Dipole 5750 MHz_SN:1349
Communication System: CW; Frequency: 5750 MHz; Duty cycle= 1:1
Medium parameters used: f = 5750 MHz; σ = 5.356 S/m; εr = 36.296; ρ = 1000 kg/m^3
Phantom section: Flat Section
Ambient temperature: 22.6°C; Liquid temperature: 22.2°C

DASY5 Configuration:

- Probe: EX3DV4 - SN7466; ConvF(5.15, 4.85, 4.83) @ 5750 MHz; Calibrated: 2025/1/28
- Sensor-Surface: 1.4mm (Mechanical Surface Detection)
- Electronics: DAE4 Sn1336; Calibrated: 2024/8/15
- Phantom: ELI
- DASY52 52.10.4(1527); SEMCAD X 14.6.14(7483)

Area Scan (61x61x1): Interpolated grid: dx=10 mm, dy=10 mm
Maximum value of SAR (interpolated) = 18.4 W/kg

Zoom Scan (7x7x12)/Cube 0: Measurement grid: dx=4mm, dy=4mm, dz=2mm
Reference Value = 54.06 V/m; Power Drift = -0.03 dB
Peak SAR (extrapolated) = 35.6 W/kg
SAR(1 g) = 8.38 W/kg; SAR(10 g) = 2.32 W/kg
Smallest distance from peaks to all points 3 dB below = 7.5 mm
Ratio of SAR at M2 to SAR at M1 = 54.9%
Maximum value of SAR (measured) = 18.3 W/kg



0 dB = 18.3 W/kg = 12.62 dBW/kg

Unless otherwise stated the results shown in this test report refer only to the sample(s) tested and such sample(s) are retained for 90 days only.
除非另有說明，此報告結果僅對測試之樣品負責，同時此樣品僅保留90天。本報告未經本公司書面許可，不可部份複製。
This document is issued by the Company subject to its General Conditions of Service printed overleaf, available on request or accessible at http://www.sgs.com.tw/Terms-and-Conditions and for electronic format documents, subject to Terms and Conditions for Electronic Documents at http://www.sgs.com.tw/Terms-and-Conditions. Attention is drawn to the limitation of liability, indemnification and jurisdiction issues defined therein. Any holder of this document is advised that information contained hereon reflects the Company's findings at the time of its intervention only and within the limits of Client's instructions, if any. The Company's sole responsibility is to its Client and this document does not exonerate parties to a transaction from exercising all their rights and obligations under the transaction documents. This document cannot be reproduced except in full, without prior written approval of the Company. Any unauthorized alteration, forgery or falsification of the content or appearance of this document is unlawful and offenders may be prosecuted to the fullest extent of the law.

Date: 2025/4/23

Report No. :TESA2504000291ES
Dipole 5750 MHz_SN:1349
Communication System: CW; Frequency: 5750 MHz; Duty cycle= 1:1
Medium parameters used: f = 5750 MHz; σ = 5.287 S/m; εr = 35.899; ρ = 1000 kg/m^3
Phantom section: Flat Section
Ambient temperature: 22.6°C; Liquid temperature: 22.2°C

DASY5 Configuration:

- Probe: EX3DV4 - SN7466; ConvF(5.15, 4.85, 4.83) @ 5750 MHz; Calibrated: 2025/1/28
- Sensor-Surface: 1.4mm (Mechanical Surface Detection)
- Electronics: DAE4 Sn1336; Calibrated: 2024/8/15
- Phantom: ELI
- DASY52 52.10.4(1527); SEMCAD X 14.6.14(7483)

Area Scan (61x61x1): Interpolated grid: dx=10 mm, dy=10 mm
Maximum value of SAR (interpolated) = 17.2 W/kg

Zoom Scan (7x7x12)/Cube 0: Measurement grid: dx=4mm, dy=4mm, dz=2mm
Reference Value = 51.46 V/m; Power Drift = -0.01 dB
Peak SAR (extrapolated) = 34.3 W/kg
SAR(1 g) = 7.98 W/kg; SAR(10 g) = 2.22 W/kg
Smallest distance from peaks to all points 3 dB below = 7.4 mm
Ratio of SAR at M2 to SAR at M1 = 54.2%
Maximum value of SAR (measured) = 17.3 W/kg



0 dB = 17.3 W/kg = 12.38 dBW/kg

Unless otherwise stated the results shown in this test report refer only to the sample(s) tested and such sample(s) are retained for 90 days only.
除非另有說明，此報告結果僅對測試之樣品負責，同時此樣品僅保留90天。本報告未經本公司書面許可，不可部份複製。
This document is issued by the Company subject to its General Conditions of Service printed overleaf, available on request or accessible at http://www.sgs.com.tw/Terms-and-Conditions and for electronic format documents, subject to Terms and Conditions for Electronic Documents at http://www.sgs.com.tw/Terms-and-Conditions. Attention is drawn to the limitation of liability, indemnification and jurisdiction issues defined therein. Any holder of this document is advised that information contained hereon reflects the Company's findings at the time of its intervention only and within the limits of Client's instructions, if any. The Company's sole responsibility is to its Client and this document does not exonerate parties to a transaction from exercising all their rights and obligations under the transaction documents. This document cannot be reproduced except in full, without prior written approval of the Company. Any unauthorized alteration, forgery or falsification of the content or appearance of this document is unlawful and offenders may be prosecuted to the fullest extent of the law.

Date: 2025/4/22

Report No. :TESA2504000291ES
Dipole 5850 MHz_SN:1349
Communication System: CW; Frequency: 5850 MHz; Duty cycle= 1:1
Medium parameters used: f = 5850 MHz; σ = 5.462 S/m; εr = 36.227; ρ = 1000 kg/m^3
Phantom section: Flat Section
Ambient temperature: 22.6°C; Liquid temperature: 22.3°C

DASY5 Configuration:

- Probe: EX3DV4 - SN7466; ConvF(5.07, 4.77, 4.75) @ 5850 MHz; Calibrated: 2025/1/28
- Sensor-Surface: 1.4mm (Mechanical Surface Detection)
- Electronics: DAE4 Sn1336; Calibrated: 2024/8/15
- Phantom: ELI
- DASY52 52.10.4(1527); SEMCAD X 14.6.14(7483)

Area Scan (61x61x1): Interpolated grid: dx=10 mm, dy=10 mm
Maximum value of SAR (interpolated) = 17.1 W/kg

Zoom Scan (7x7x12)/Cube 0: Measurement grid: dx=4mm, dy=4mm, dz=2mm
Reference Value = 53.35 V/m; Power Drift = 0.08 dB
Peak SAR (extrapolated) = 35.4 W/kg
SAR(1 g) = 8.15 W/kg; SAR(10 g) = 2.31 W/kg
Smallest distance from peaks to all points 3 dB below = 7.5 mm
Ratio of SAR at M2 to SAR at M1 = 52.6%
Maximum value of SAR (measured) = 17.3 W/kg



0 dB = 17.3 W/kg = 12.38 dBW/kg

Unless otherwise stated the results shown in this test report refer only to the sample(s) tested and such sample(s) are retained for 90 days only.
除非另有說明，此報告結果僅對測試之樣品負責，同時此樣品僅保留90天。本報告未經本公司書面許可，不可部份複製。
This document is issued by the Company subject to its General Conditions of Service printed overleaf, available on request or accessible at http://www.sgs.com.tw/Terms-and-Conditions and for electronic format documents, subject to Terms and Conditions for Electronic Documents at http://www.sgs.com.tw/Terms-and-Conditions. Attention is drawn to the limitation of liability, indemnification and jurisdiction issues defined therein. Any holder of this document is advised that information contained hereon reflects the Company's findings at the time of its intervention only and within the limits of Client's instructions, if any. The Company's sole responsibility is to its Client and this document does not exonerate parties to a transaction from exercising all their rights and obligations under the transaction documents. This document cannot be reproduced except in full, without prior written approval of the Company. Any unauthorized alteration, forgery or falsification of the content or appearance of this document is unlawful and offenders may be prosecuted to the fullest extent of the law.

Date: 2025/4/23

Report No. :TESA2504000291ES
Dipole 5850 MHz_SN:1349
Communication System: CW; Frequency: 5850 MHz; Duty cycle= 1:1
Medium parameters used: f = 5850 MHz; σ = 5.393 S/m; εr = 35.83; ρ = 1000 kg/m^3
Phantom section: Flat Section
Ambient temperature: 21.6°C; Liquid temperature: 21.3°C

DASY5 Configuration:

- Probe: EX3DV4 - SN7466; ConvF(5.07, 4.77, 4.75) @ 5850 MHz; Calibrated: 2025/1/28
- Sensor-Surface: 1.4mm (Mechanical Surface Detection)
- Electronics: DAE4 Sn1336; Calibrated: 2024/8/15
- Phantom: ELI
- DASY52 52.10.4(1527); SEMCAD X 14.6.14(7483)

Area Scan (61x61x1): Interpolated grid: dx=10 mm, dy=10 mm
Maximum value of SAR (interpolated) = 17.6 W/kg

Zoom Scan (7x7x12)/Cube 0: Measurement grid: dx=4mm, dy=4mm, dz=2mm
Reference Value = 57.93 V/m; Power Drift = -0.14 dB
Peak SAR (extrapolated) = 35.4 W/kg
SAR(1 g) = 8.28 W/kg; SAR(10 g) = 2.35 W/kg
Smallest distance from peaks to all points 3 dB below = 7.5 mm
Ratio of SAR at M2 to SAR at M1 = 53.3%
Maximum value of SAR (measured) = 17.5 W/kg



0 dB = 17.5 W/kg = 12.43 dBW/kg

Unless otherwise stated the results shown in this test report refer only to the sample(s) tested and such sample(s) are retained for 90 days only.
除非另有說明，此報告結果僅對測試之樣品負責，同時此樣品僅保留90天。本報告未經本公司書面許可，不可部份複製。
This document is issued by the Company subject to its General Conditions of Service printed overleaf, available on request or accessible at http://www.sgs.com.tw/Terms-and-Conditions and for electronic format documents, subject to Terms and Conditions for Electronic Documents at http://www.sgs.com.tw/Terms-and-Conditions. Attention is drawn to the limitation of liability, indemnification and jurisdiction issues defined therein. Any holder of this document is advised that information contained hereon reflects the Company's findings at the time of its intervention only and within the limits of Client's instructions, if any. The Company's sole responsibility is to its Client and this document does not exonerate parties to a transaction from exercising all their rights and obligations under the transaction documents. This document cannot be reproduced except in full, without prior written approval of the Company. Any unauthorized alteration, forgery or falsification of the content or appearance of this document is unlawful and offenders may be prosecuted to the fullest extent of the law.

Report No. :TESA2504000291EN
Measurement Report
Dipole_D6500-SN:1006
Ambient temperature: 22.1°C; Liquid temperature: 21.9°C

Exposure Conditions

Phantom Section, TSL	Position, Test Distance [mm]	Conversion Factor	TSL Conductivity [S/m]	TSL Permittivity
Flat, HSL	FRONT, 5.00	5.34	5.957	33.965

Hardware Setup

Phantom	Probe, Calibration Date	DAE, Calibration Date
ELI	EX3DV4 - SN7466, 2025-01-28	DAE4 Sn1336, 2024-08-15

Scans Setup

	Area Scan	Zoom Scan
Grid Extents [mm]	36.0 x 51.0	22.0 x 22.0 x 22.0
Grid Steps [mm]	6.0 x 8.5	2.9 x 2.9 x 1.2
Sensor Surface [mm]	3.0	1.4

Measurement Results

	Area Scan	Zoom Scan
Date	2025-04-24	2025-04-24
psSAR1g [W/kg]	24.9	29.5
psSAR8g [W/kg]	5.99	6.70
psSAR10g [W/kg]	4.97	5.50
psPDab (4.0cm2, sq) [W/m2]		134
Power Drift [dB]	-0.00	0.08
M2/M1 [%]		58.3
Dist 3dB Peak [mm]		4.7

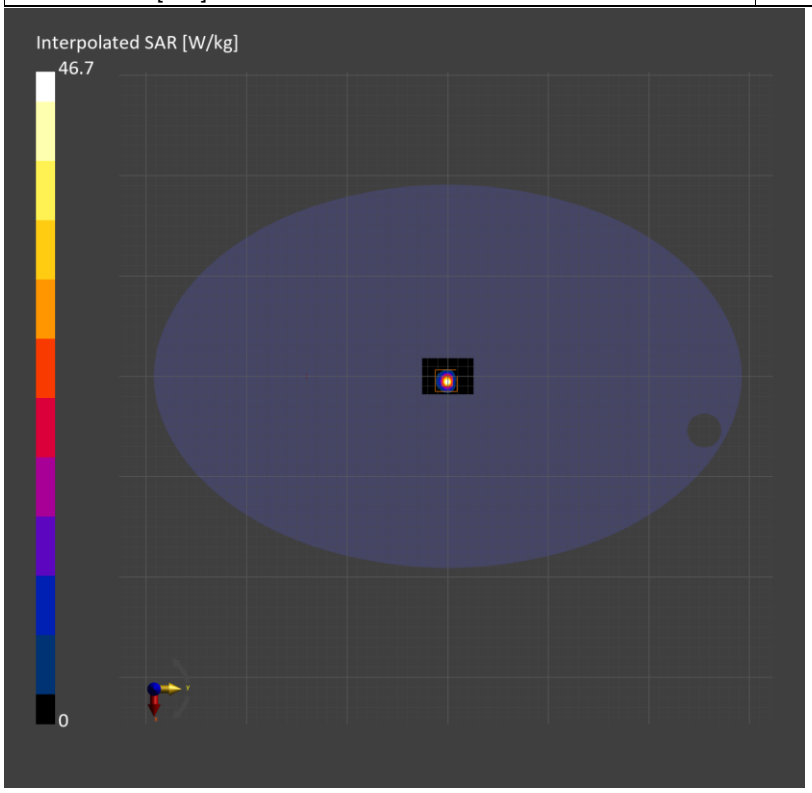

Unless otherwise stated the results shown in this test report refer only to the sample(s) tested and such sample(s) are retained for 90 days only.
除非另有說明，此報告結果僅對測試之樣品負責，同時此樣品僅保留90天。本報告未經本公司書面許可，不可部份複製。
This document is issued by the Company subject to its General Conditions of Service printed overleaf, available on request or accessible at http://www.sgs.com.tw/Terms-and-Conditions and for electronic format documents, subject to Terms and Conditions for Electronic Documents at http://www.sgs.com.tw/Terms-and-Conditions. Attention is drawn to the limitation of liability, indemnification and jurisdiction issues defined therein. Any holder of this document is advised that information contained hereon reflects the Company's findings at the time of its intervention only and within the limits of Client's instructions, if any. The Company's sole responsibility is to its Client and this document does not exonerate parties to a transaction from exercising all their rights and obligations under the transaction documents. This document cannot be reproduced except in full, without prior written approval of the Company. Any unauthorized alteration, forgery or falsification of the content or appearance of this document is unlawful and offenders may be prosecuted to the fullest extent of the law.

Report No. :TESA2504000291EN
Measurement Report
Dipole_D6500-SN:1006
Ambient temperature: 22.4°C; Liquid temperature: 22.2°C

Exposure Conditions

Phantom Section, TSL	Position, Test Distance [mm]	Conversion Factor	TSL Conductivity [S/m]	TSL Permittivity
Flat, HSL	FRONT, 5.00	5.34	5.899	33.689

Hardware Setup

Phantom	Probe, Calibration Date	DAE, Calibration Date
ELI	EX3DV4 - SN7466, 2025-01-28	DAE4 Sn1336, 2024-08-15

Scans Setup

	Area Scan	Zoom Scan
Grid Extents [mm]	36.0 x 51.0	22.0 x 22.0 x 22.0
Grid Steps [mm]	6.0 x 8.5	3.4 x 3.4 x 1.4
Sensor Surface [mm]	3.0	1.4

Measurement Results

	Area Scan	Zoom Scan
Date	2025-04-25	2025-04-25
psSAR1g [W/kg]	24.3	28.9
psSAR8g [W/kg]	5.85	6.56
psSAR10g [W/kg]	4.85	5.37
psPDab (4.0cm2, sq) [W/m2]		131
Power Drift [dB]	-0.03	0.05
M2/M1 [%]		50.4
Dist 3dB Peak [mm]		4.8

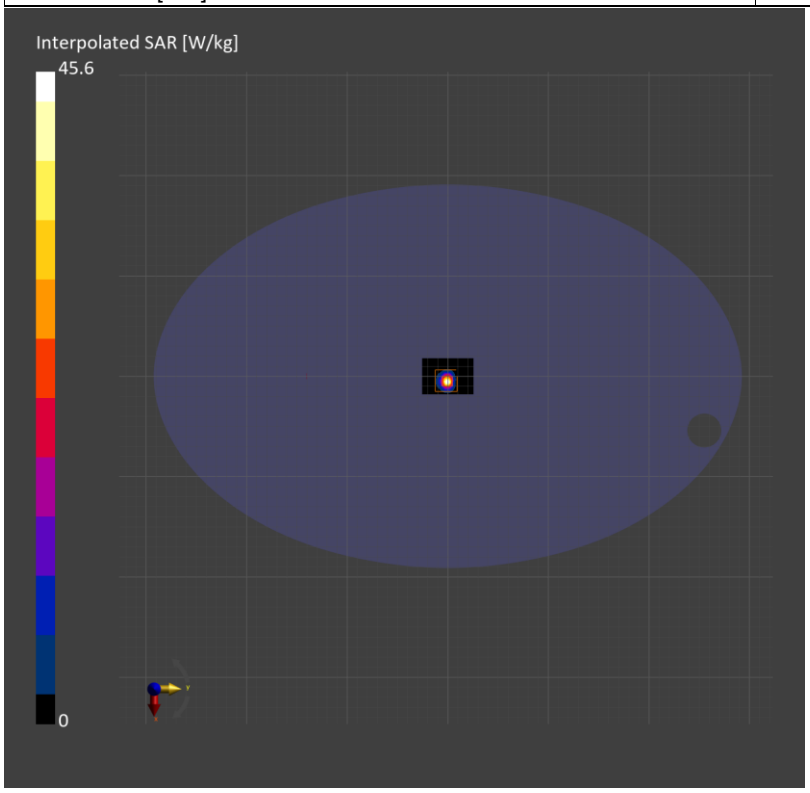

Unless otherwise stated the results shown in this test report refer only to the sample(s) tested and such sample(s) are retained for 90 days only.
除非另有說明，此報告結果僅對測試之樣品負責，同時此樣品僅保留90天。本報告未經本公司書面許可，不可部份複製。
This document is issued by the Company subject to its General Conditions of Service printed overleaf, available on request or accessible at http://www.sgs.com.tw/Terms-and-Conditions and for electronic format documents, subject to Terms and Conditions for Electronic Documents at http://www.sgs.com.tw/Terms-and-Conditions. Attention is drawn to the limitation of liability, indemnification and jurisdiction issues defined therein. Any holder of this document is advised that information contained hereon reflects the Company's findings at the time of its intervention only and within the limits of Client's instructions, if any. The Company's sole responsibility is to its Client and this document does not exonerate parties to a transaction from exercising all their rights and obligations under the transaction documents. This document cannot be reproduced except in full, without prior written approval of the Company. Any unauthorized alteration, forgery or falsification of the content or appearance of this document is unlawful and offenders may be prosecuted to the fullest extent of the law.

Report No. :TESA2504000291EN
Measurement Report
Dipole_D7000-SN:1007
Ambient temperature: 22.2°C; Liquid temperature: 21.9°C

Exposure Conditions

Phantom Section, TSL	Position, Test Distance [mm]	Conversion Factor	TSL Conductivity [S/m]	TSL Permittivity
Flat, HSL	FRONT, 5.00	5.65	6.52	33.353

Hardware Setup

Phantom	Probe, Calibration Date	DAE, Calibration Date
ELI	EX3DV4 - SN7466, 2025-01-28	DAE4 Sn1336, 2024-08-15

Scans Setup

	Area Scan	Zoom Scan
Grid Extents [mm]	36.0 x 45.0	22.0 x 22.0 x 22.0
Grid Steps [mm]	6.0 x 7.5	2.9 x 2.9 x 1.2
Sensor Surface [mm]	3.0	1.4

Measurement Results

	Area Scan	Zoom Scan
Date	2025-04-24	2025-04-24
psSAR1g [W/kg]	25.1	29.2
psSAR8g [W/kg]	5.98	6.39
psSAR10g [W/kg]	4.95	5.23
psPDab (4.0cm2, sq) [W/m2]		128
Power Drift [dB]	-0.02	0.09
M2/M1 [%]		54.7
Dist 3dB Peak [mm]		4.7

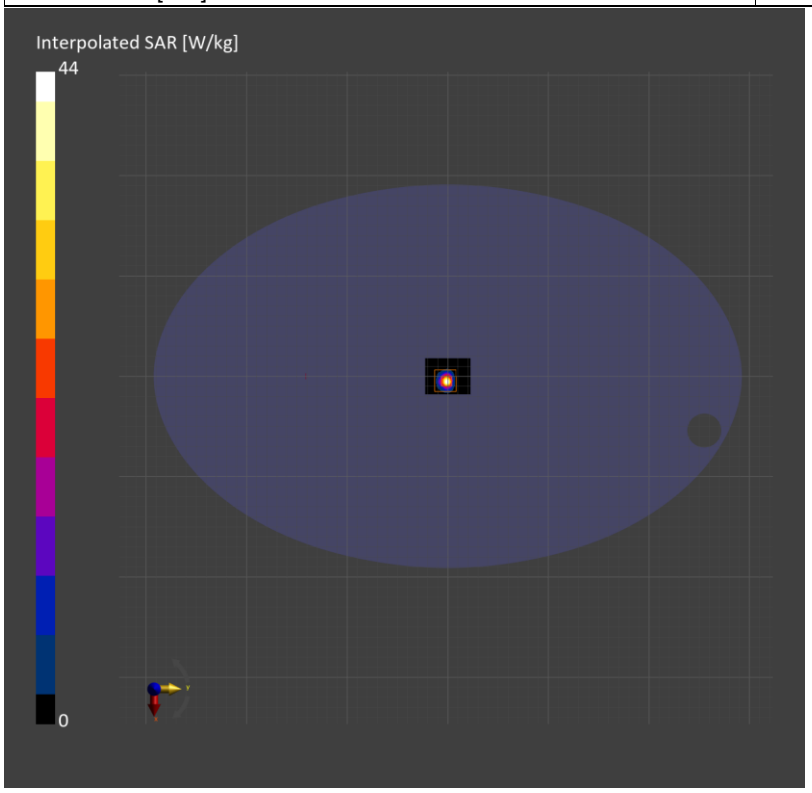

Unless otherwise stated the results shown in this test report refer only to the sample(s) tested and such sample(s) are retained for 90 days only.
除非另有說明，此報告結果僅對測試之樣品負責，同時此樣品僅保留90天。本報告未經本公司書面許可，不可部份複製。
This document is issued by the Company subject to its General Conditions of Service printed overleaf, available on request or accessible at http://www.sgs.com.tw/Terms-and-Conditions and for electronic format documents, subject to Terms and Conditions for Electronic Documents at http://www.sgs.com.tw/Terms-and-Conditions. Attention is drawn to the limitation of liability, indemnification and jurisdiction issues defined therein. Any holder of this document is advised that information contained hereon reflects the Company's findings at the time of its intervention only and within the limits of Client's instructions, if any. The Company's sole responsibility is to its Client and this document does not exonerate parties to a transaction from exercising all their rights and obligations under the transaction documents. This document cannot be reproduced except in full, without prior written approval of the Company. Any unauthorized alteration, forgery or falsification of the content or appearance of this document is unlawful and offenders may be prosecuted to the fullest extent of the law.

Report No. :TESA2504000291EN
Measurement Report
Dipole_D7000-SN:1007
Ambient temperature: 22.5°C; Liquid temperature: 22.2°C

Exposure Conditions

Phantom Section, TSL	Position, Test Distance [mm]	Conversion Factor	TSL Conductivity [S/m]	TSL Permittivity
Flat, HSL	FRONT, 5.00	5.65	6.462	33.077

Hardware Setup

Phantom	Probe, Calibration Date	DAE, Calibration Date
ELI	EX3DV4 - SN7466, 2025-01-28	DAE4 Sn1336, 2024-08-15

Scans Setup

	Area Scan	Zoom Scan
Grid Extents [mm]	36.0 x 45.0	22.0 x 22.0 x 22.0
Grid Steps [mm]	6.0 x 7.5	3.0 x 3.0 x 1.4
Sensor Surface [mm]	3.0	1.4

Measurement Results

	Area Scan	Zoom Scan
Date	2025-04-25	2025-04-25
psSAR1g [W/kg]	23.8	27.6
psSAR8g [W/kg]	5.67	6.03
psSAR10g [W/kg]	4.69	4.94
psPDab (4.0cm2, sq) [W/m2]		121
Power Drift [dB]	-0.04	0.07
M2/M1 [%]		49.9
Dist 3dB Peak [mm]		4.6

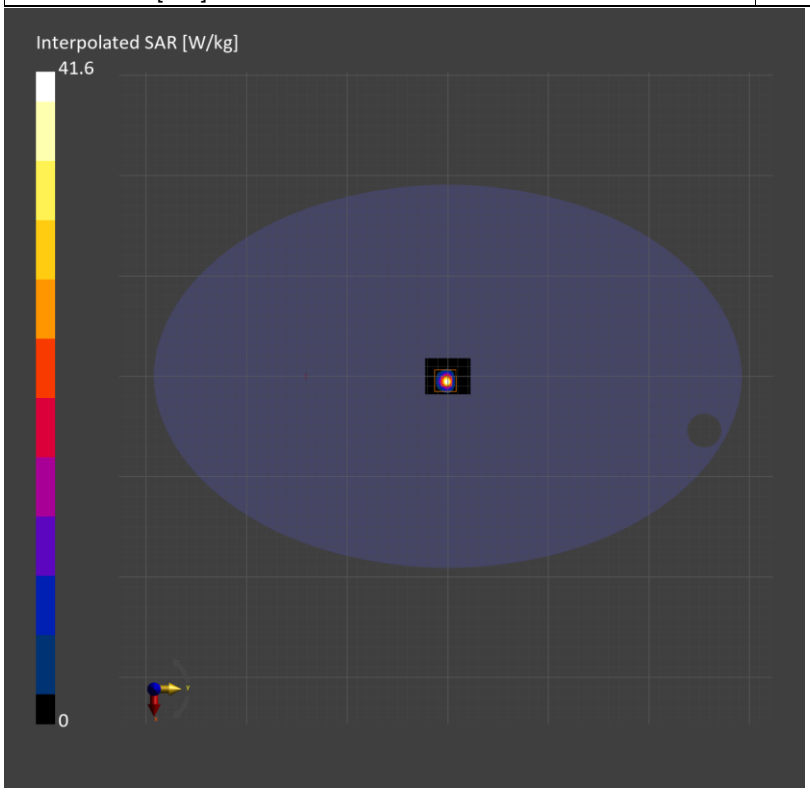

Unless otherwise stated the results shown in this test report refer only to the sample(s) tested and such sample(s) are retained for 90 days only.
除非另有說明，此報告結果僅對測試之樣品負責，同時此樣品僅保留90天。本報告未經本公司書面許可，不可部份複製。
This document is issued by the Company subject to its General Conditions of Service printed overleaf, available on request or accessible at http://www.sgs.com.tw/Terms-and-Conditions and for electronic format documents, subject to Terms and Conditions for Electronic Documents at http://www.sgs.com.tw/Terms-and-Conditions. Attention is drawn to the limitation of liability, indemnification and jurisdiction issues defined therein. Any holder of this document is advised that information contained hereon reflects the Company's findings at the time of its intervention only and within the limits of Client's instructions, if any. The Company's sole responsibility is to its Client and this document does not exonerate parties to a transaction from exercising all their rights and obligations under the transaction documents. This document cannot be reproduced except in full, without prior written approval of the Company. Any unauthorized alteration, forgery or falsification of the content or appearance of this document is unlawful and offenders may be prosecuted to the fullest extent of the law.

15 PD SYSTEM CHECK RESULTS

Report No. :TESA2504000291ES
Measurement Report
5G Verification Source 10GHz-SN:1070

Exposure Conditions

Phantom Section	Position, Test Distance [mm]	Conversion Factor
5G	FRONT, 10.00	1.0

Hardware Setup

Phantom	Medium	Probe, Calibration Date	DAE, Calibration Date
mmWave - 1076	Air -	EUmmWV4 - SN9616_F1-55GHz, 2025-03-14	DAE4 Sn1336, 2024-08-15

Scans Setup

Scan Type	5G Scan
Grid Extents [mm]	120.0 x 120.0
Grid Steps [lambda]	0.25 x 0.25
Sensor Surface [mm]	10.0

Measurement Results

Scan Type	5G Scan
Date	2025-04-26
Avg. Area [cm^2]	4.00
psPDn+ [W/m^2]	62.2
psPDtot+ [W/m^2]	62.3
psPDmod+ [W/m^2]	63.1
E_{max} [V/m]	170
Power Drift [dB]	0.02

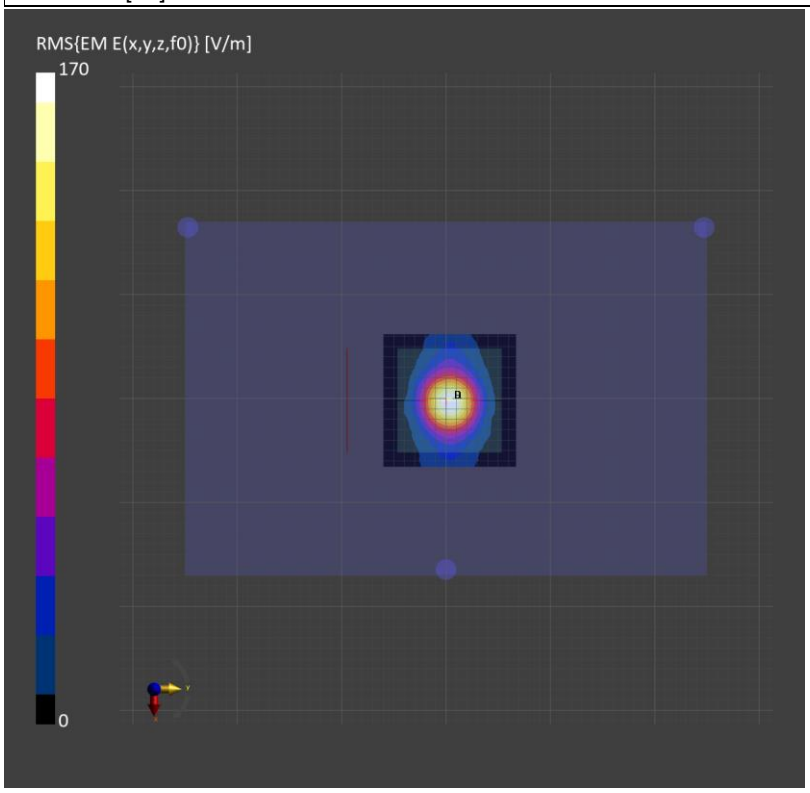

Unless otherwise stated the results shown in this test report refer only to the sample(s) tested and such sample(s) are retained for 90 days only.
除非另有說明，此報告結果僅對測試之樣品負責，同時此樣品僅保留90天。本報告未經本公司書面許可，不可部份複製。
This document is issued by the Company subject to its General Conditions of Service printed overleaf, available on request or accessible at http://www.sgs.com.tw/Terms-and-Conditions and for electronic format documents, subject to Terms and Conditions for Electronic Documents at http://www.sgs.com.tw/Terms-and-Conditions. Attention is drawn to the limitation of liability, indemnification and jurisdiction issues defined therein. Any holder of this document is advised that information contained hereon reflects the Company's findings at the time of its intervention only and within the limits of Client's instructions, if any. The Company's sole responsibility is to its Client and this document does not exonerate parties to a transaction from exercising all their rights and obligations under the transaction documents. This document cannot be reproduced except in full, without prior written approval of the Company. Any unauthorized alteration, forgery or falsification of the content or appearance of this document is unlawful and offenders may be prosecuted to the fullest extent of the law.

16 APPENDIXES

Refer to separated files for the following appendixes.

16.1 SAR_Appendix A Photographs

16.2 SAR_Appendix B DAE & Probe Cal. Certificate

16.3 SAR_Appendix C Phantom Description & Dipole Cal. Certificate

16.4 SAR_Appendix D Dlpole Extended Calibration Verification

- End of report -

Unless otherwise stated the results shown in this test report refer only to the sample(s) tested and such sample(s) are retained for 90 days only.
除非另有說明，此報告結果僅對測試之樣品負責，同時此樣品僅保留90天。本報告未經本公司書面許可，不可部份複製。
This document is issued by the Company subject to its General Conditions of Service printed overleaf, available on request or accessible at http://www.sgs.com.tw/Terms-and-Conditions and for electronic format documents, subject to Terms and Conditions for Electronic Documents at http://www.sgs.com.tw/Terms-and-Conditions. Attention is drawn to the limitation of liability, indemnification and jurisdiction issues defined therein. Any holder of this document is advised that information contained hereon reflects the Company's findings at the time of its intervention only and within the limits of Client's instructions, if any. The Company's sole responsibility is to its Client and this document does not exonerate parties to a transaction from exercising all their rights and obligations under the transaction documents. This document cannot be reproduced except in full, without prior written approval of the Company. Any unauthorized alteration, forgery or falsification of the content or appearance of this document is unlawful and offenders may be prosecuted to the fullest extent of the law.