802.11a CH157

FCC RE 1G-3GHz PK+AV Class B

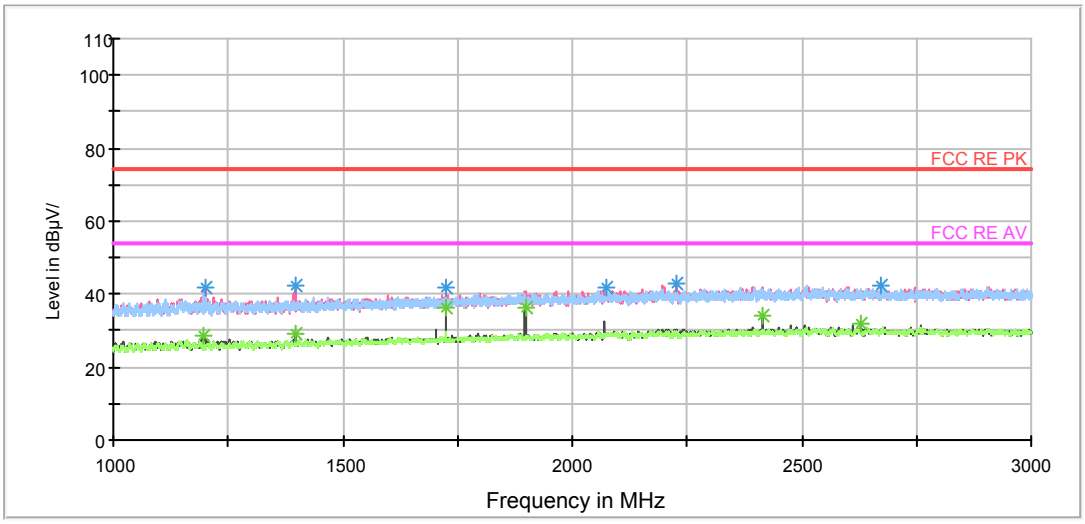

Radiates Emission from 1GHz to 3GHz

RE 3-18GHz PK+AV

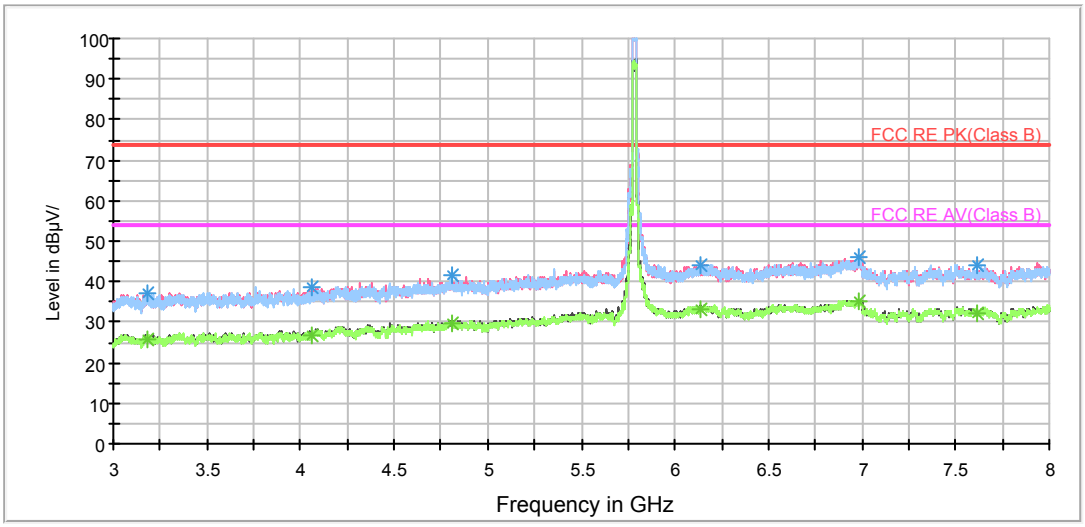

Note: The signal beyond the limit is carrier.

Radiates Emission from 3GHz to 8GHz

This report shall not be reproduced except in full, without the written approval of TA Technology (Shanghai) Co., Ltd.

RE 3-18GHz PK+AV

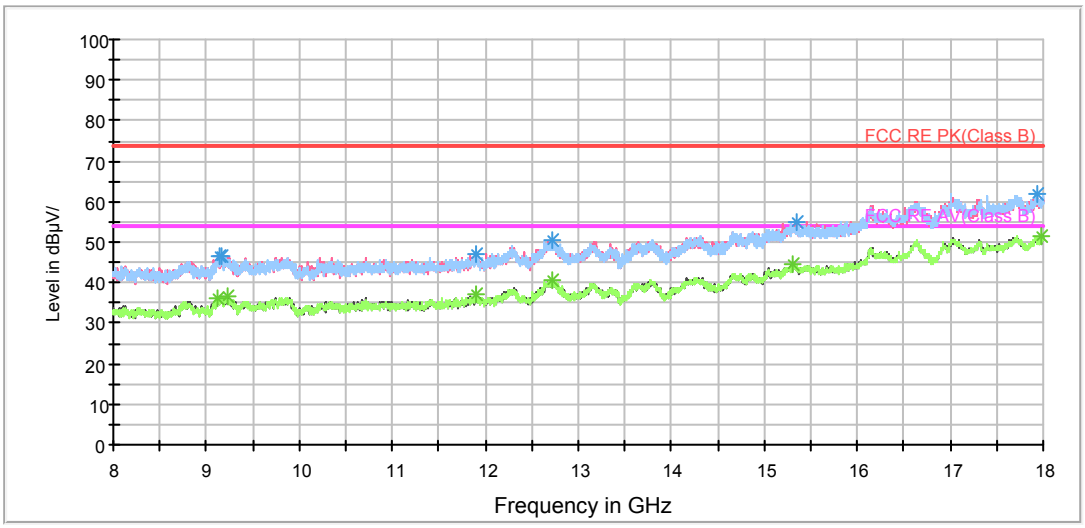

Radiates Emission from 8GHz to 18GHz

BELL_RE 18-26.5GHz PK+AV

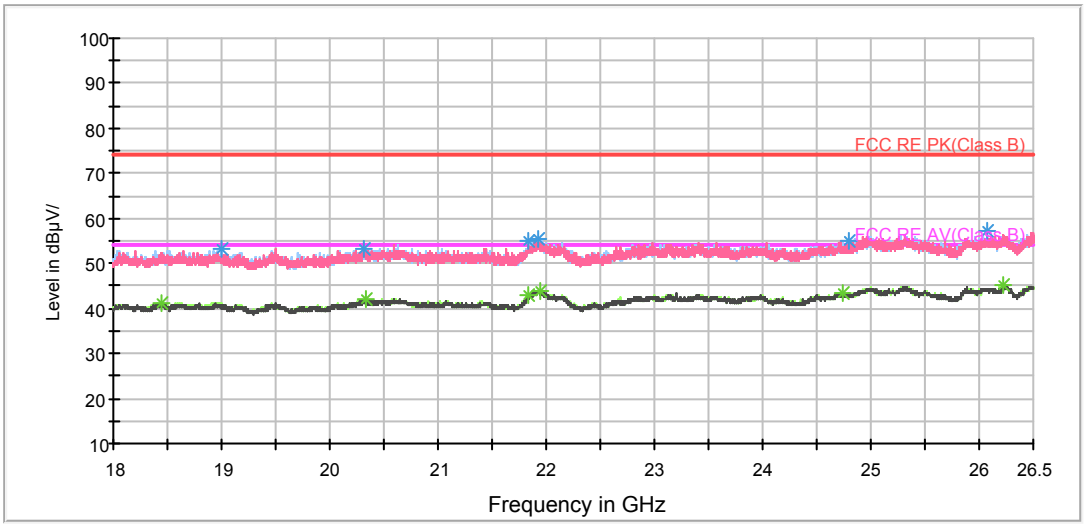

Radiates Emission from 18GHz to 26.5GHz

This report shall not be reproduced except in full, without the written approval of TA Technology (Shanghai) Co., Ltd.

BELL RE 26.5-40GHz PK+AV

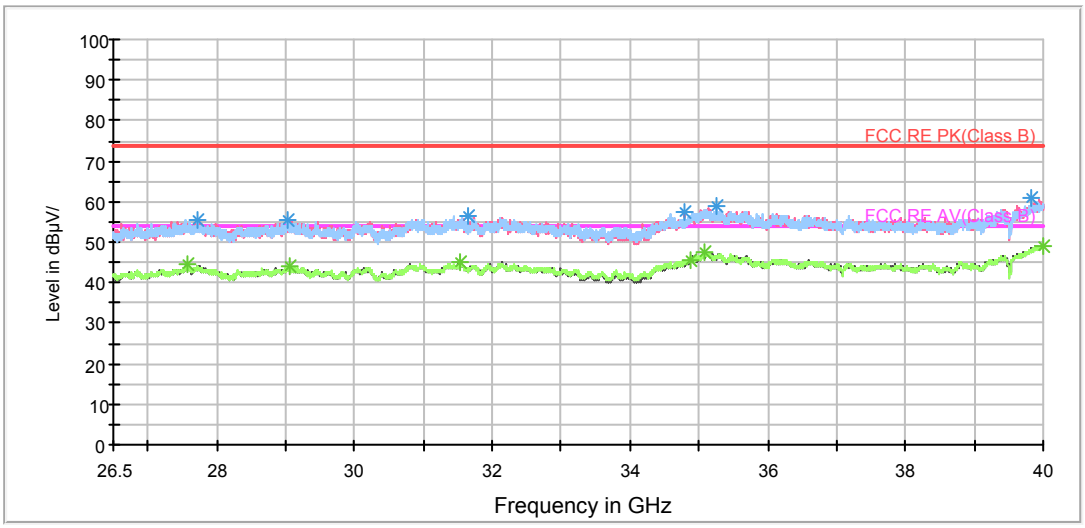

Radiates Emission from 26.5GHz to 40GHz

Frequency (MHz)	Peak (dBuV/m)	Height (cm)	Polarization	Azimuth (deg)	Reading value (dBuV/m)	Correct Factor (dB)	Margin (dB)	Limit (dBuV/m)
3178.125000	37.3	100.0	V	249.0	40.2	-2.9	36.7	74
4064.375000	38.7	200.0	H	328.0	39.8	-1.1	35.3	74
4807.500000	41.4	100.0	H	157.0	40.1	1.3	32.6	74
6139.375000	44.3	100.0	V	305.0	38.9	5.4	29.7	74
6981.250000	46.2	200.0	H	359.0	39.8	6.4	27.8	74
7612.500000	43.9	100.0	H	38.0	37.0	6.9	30.1	74

Remark: 1. Correction Factor = Antenna factor+ Insertion loss (cable loss + amplifier gain)

Frequency (MHz)	Average (dBuV/m)	Height (cm)	Polarization	Azimuth (deg)	Reading value (dBuV/m)	Correct Factor (dB)	Margin (dB)	Limit (dBuV/m)
3178.125000	25.6	100.0	V	249.0	28.5	-2.9	28.4	54
4064.375000	26.6	200.0	H	328.0	27.7	-1.1	27.4	54
4807.500000	29.7	100.0	H	157.0	28.4	1.3	24.3	54
6134.375000	33.0	100.0	V	336.0	27.6	5.4	21.0	54
6981.250000	35.3	200.0	H	359.0	28.9	6.4	18.7	54
7612.500000	32.0	100.0	H	38.0	25.1	6.9	22.0	54

Remark: 1. Correction Factor = Antenna factor+ Insertion loss (cable loss + amplifier gain)

This report shall not be reproduced except in full, without the written approval of TA Technology (Shanghai) Co., Ltd.

802.11a CH165

FCC RE 1G-3GHz PK+AV Class B

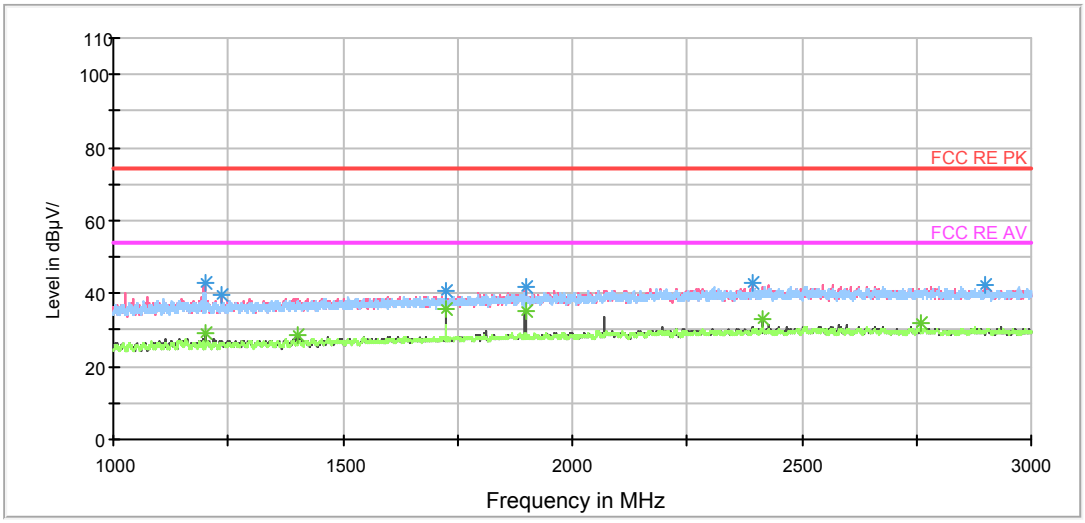

Radiates Emission from 1GHz to 3GHz

RE 3-18GHz PK+AV

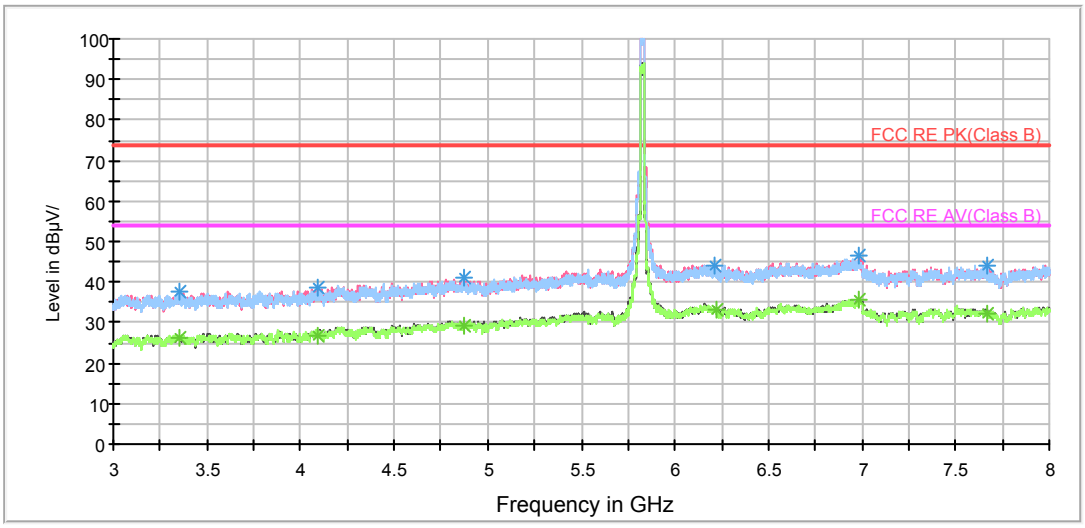

Note: The signal beyond the limit is carrier.

Radiates Emission from 3GHz to 8GHz

This report shall not be reproduced except in full, without the written approval of TA Technology (Shanghai) Co., Ltd.

RE 3-18GHz PK+AV

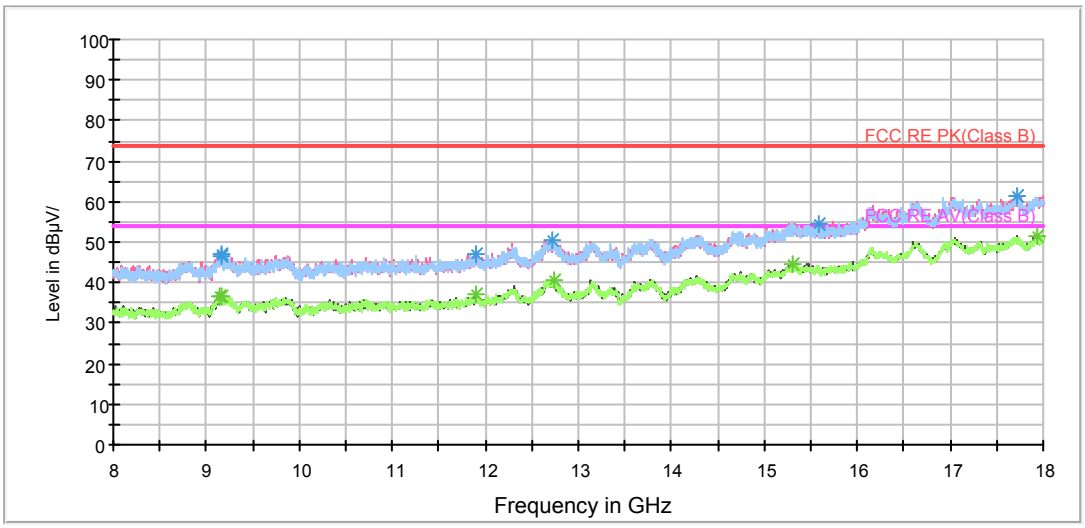

Radiates Emission from 8GHz to 18GHz

BELL_RE 18-26.5GHz PK+AV

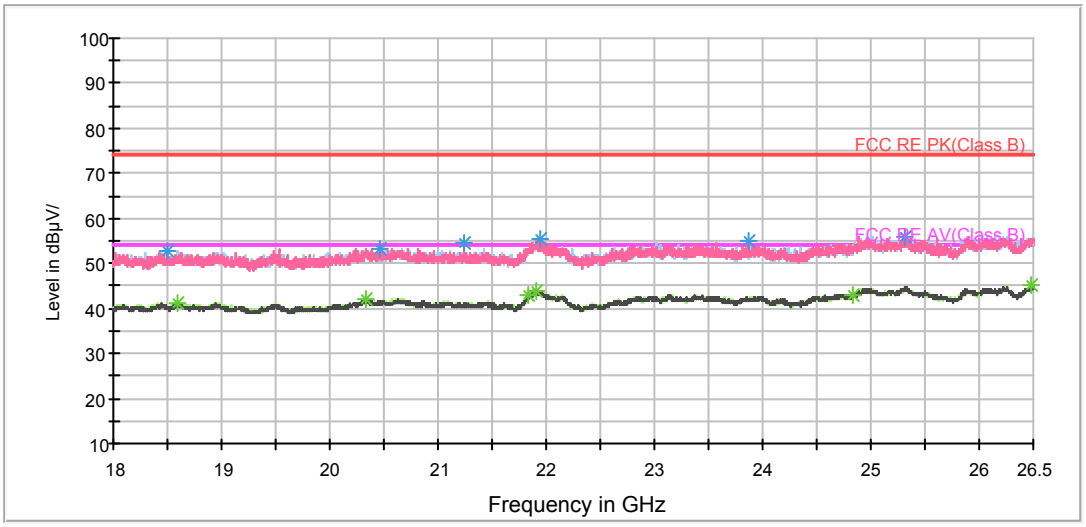

Radiates Emission from 18GHz to 26.5GHz

This report shall not be reproduced except in full, without the written approval of TA Technology (Shanghai) Co., Ltd.

BELL RE 26.5-40GHz PK+AV

Radiates Emission from 26.5GHz to 40GHz

Frequency (MHz)	Peak (dBuV/m)	Height (cm)	Polarization	Azimuth (deg)	Reading value (dBuV/m)	Correct Factor (dB)	Margin (dB)	Limit (dBuV/m)
3356.875000	37.6	100.0	H	23.0	39.9	-2.3	36.4	74
4090.625000	38.4	100.0	V	358.0	39.3	-0.9	35.6	74
4868.750000	40.9	100.0	H	177.0	39.2	1.7	33.1	74
6207.500000	44.0	200.0	V	4.0	38.6	5.4	30.0	74
6986.250000	46.7	200.0	V	12.0	40.3	6.4	27.3	74
7673.125000	44.1	100.0	H	0.0	37.4	6.7	29.9	74

Remark: 1. Correction Factor = Antenna factor+ Insertion loss (cable loss + amplifier gain)

Frequency (MHz)	Average (dBuV/m)	Height (cm)	Polarization	Azimuth (deg)	Reading value (dBuV/m)	Correct Factor (dB)	Margin (dB)	Limit (dBuV/m)
3356.875000	26.2	100.0	H	23.0	28.5	-2.3	27.8	54
4090.625000	26.9	100.0	V	358.0	27.8	-0.9	27.1	54
4868.750000	29.3	100.0	H	177.0	27.6	1.7	24.7	54
6217.500000	33.4	100.0	V	88.0	28.0	5.4	20.6	54
6986.250000	35.6	200.0	V	12.0	29.2	6.4	18.4	54
7673.125000	32.2	100.0	H	0.0	25.5	6.7	21.8	54

This report shall not be reproduced except in full, without the written approval of TA Technology (Shanghai) Co., Ltd.

802.11n (HT20) CH36

FCC RE 1G-3GHz PK+AV Class B

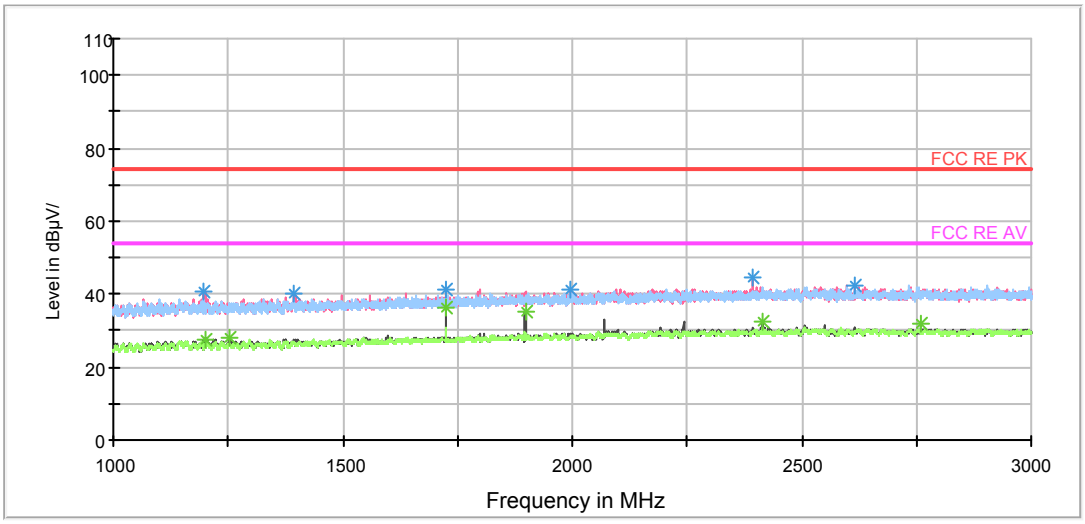

Radiates Emission from 1GHz to 3GHz

RE 3-18GHz PK+AV

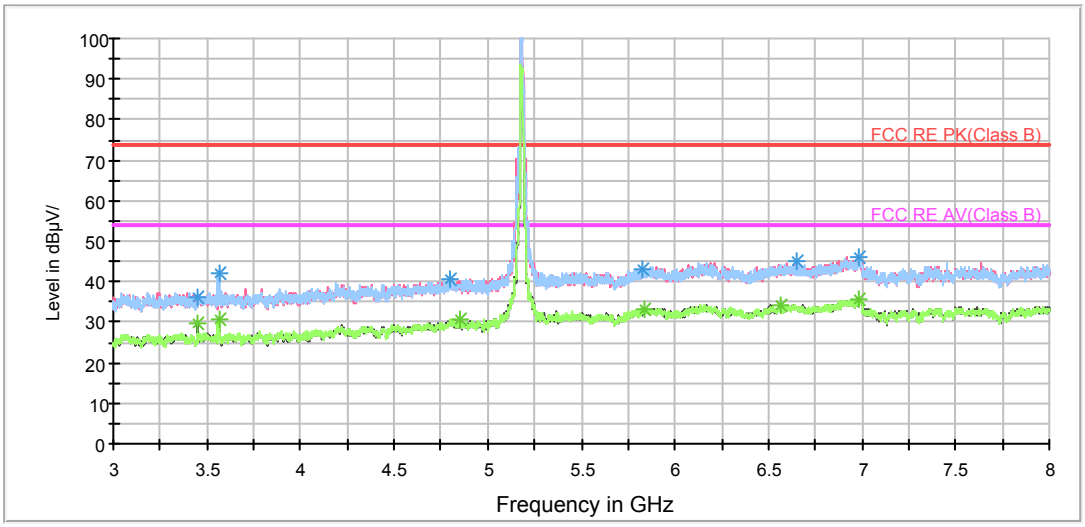

Note: The signal beyond the limit is carrier.

Radiates Emission from 3GHz to 8GHz

This report shall not be reproduced except in full, without the written approval of TA Technology (Shanghai) Co., Ltd.

RE 3-18GHz PK+AV

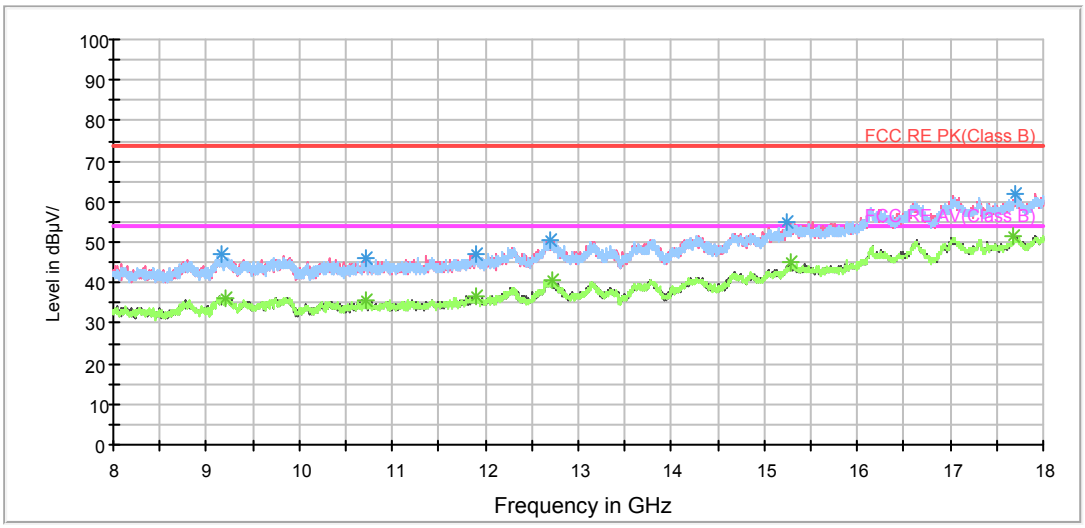

Radiates Emission from 8GHz to 18GHz

BELL_RE 18-26.5GHz PK+AV

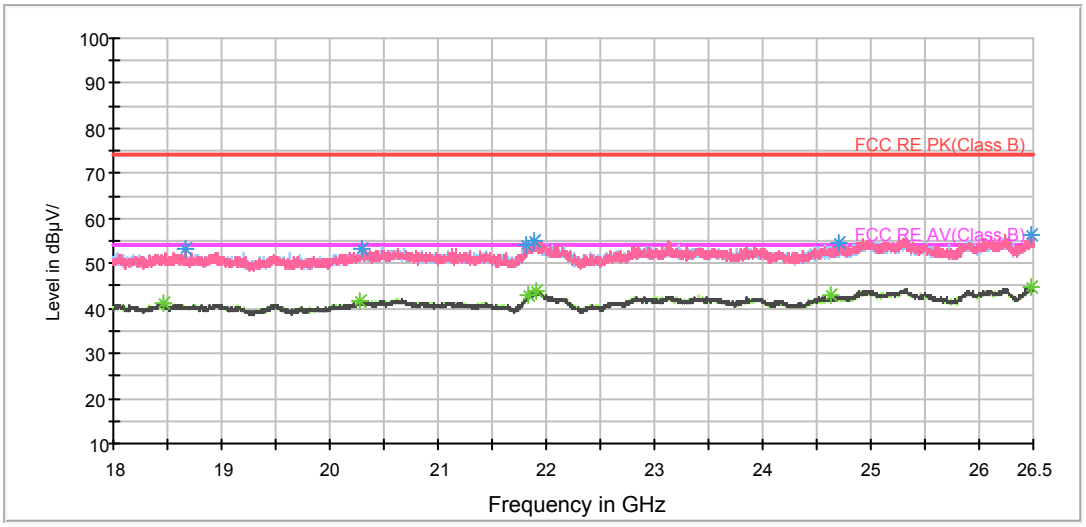

Radiates Emission from 18GHz to 26.5GHz

This report shall not be reproduced except in full, without the written approval of TA Technology (Shanghai) Co., Ltd.

BELL RE 26.5-40GHz PK+AV

Radiates Emission from 26.5GHz to 40GHz

Frequency (MHz)	Peak (dBuV/m)	Height (cm)	Polarization	Azimuth (deg)	Reading value (dBuV/m)	Correct Factor (dB)	Margin (dB)	Limit (dBuV/m)
3453.125000	36.3	100.0	V	273.0	38.5	-2.2	37.7	74
3563.750000	42.0	200.0	H	316.0	44.1	-2.1	32.0	74
4796.875000	40.7	100.0	V	87.0	39.4	1.3	33.3	74
5829.375000	43.0	100.0	V	320.0	38.5	4.5	31.0	74
6648.750000	44.9	200.0	V	241.0	39.4	5.5	29.1	74
6985.000000	46.3	100.0	H	223.0	39.9	6.4	27.7	74

Remark: 1. Correction Factor = Antenna factor+ Insertion loss (cable loss + amplifier gain)

Frequency (MHz)	Average (dBuV/m)	Height (cm)	Polarization	Azimuth (deg)	Reading value (dBuV/m)	Correct Factor (dB)	Margin (dB)	Limit (dBuV/m)
3453.125000	29.5	100.0	V	273.0	31.7	-2.2	24.5	54
3564.375000	30.9	200.0	H	309.0	33.0	-2.1	23.1	54
4849.375000	30.6	200.0	H	109.0	29.0	1.6	23.4	54
5840.000000	33.2	100.0	H	129.0	28.7	4.5	20.8	54
6567.500000	34.4	200.0	V	169.0	28.7	5.7	19.6	54
6982.500000	35.5	200.0	V	19.0	29.1	6.4	18.5	54

Remark: 1. Correction Factor = Antenna factor+ Insertion loss (cable loss + amplifier gain)

This report shall not be reproduced except in full, without the written approval of TA Technology (Shanghai) Co., Ltd.

802.11n (HT20) CH40

FCC RE 1G-3GHz PK+AV Class B

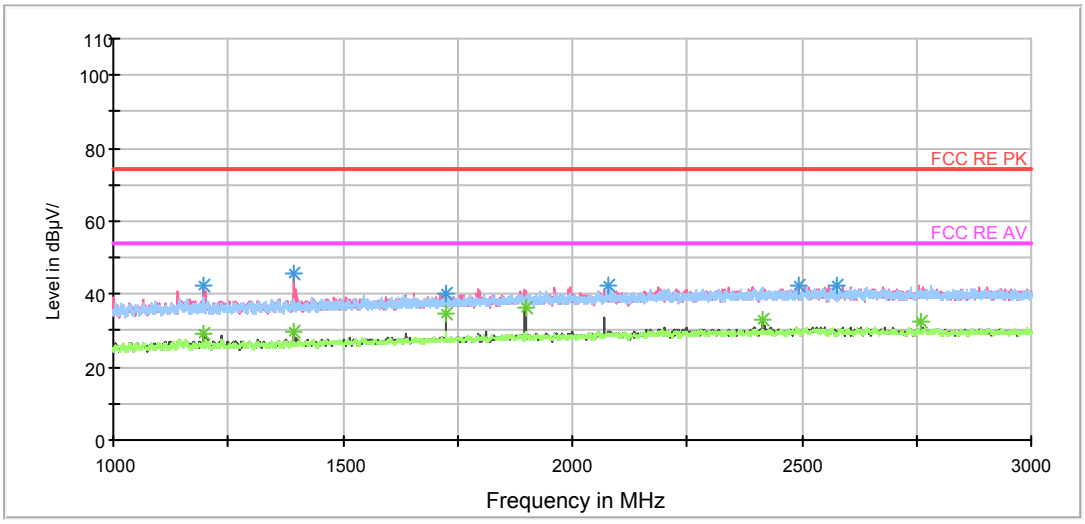

Radiates Emission from 1GHz to 3GHz

RE 3-18GHz PK+AV

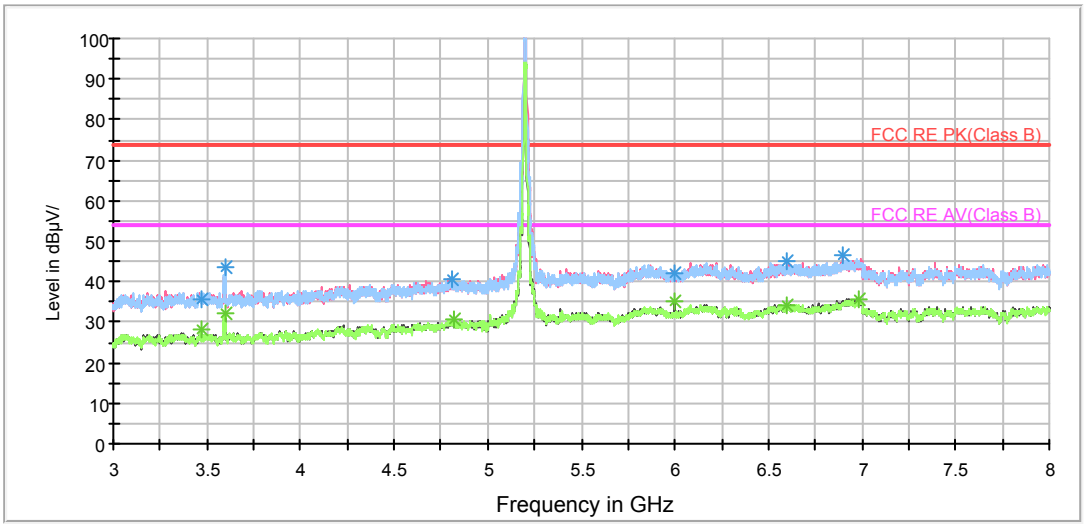

Note: The signal beyond the limit is carrier.

Radiates Emission from 3GHz to 8GHz

This report shall not be reproduced except in full, without the written approval of TA Technology (Shanghai) Co., Ltd.

RE 3-18GHz PK+AV

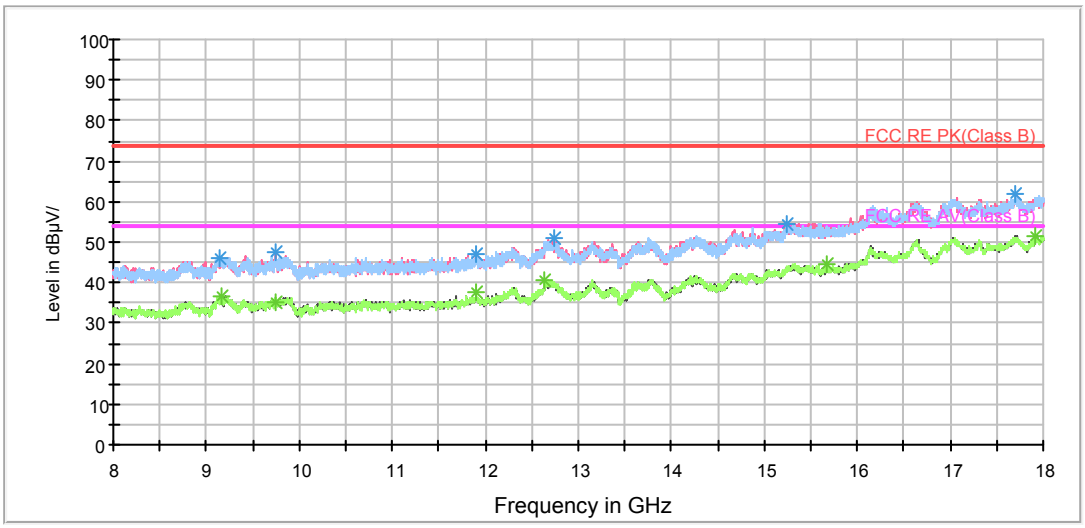

Radiates Emission from 8GHz to 18GHz

BELL_RE 18-26.5GHz PK+AV

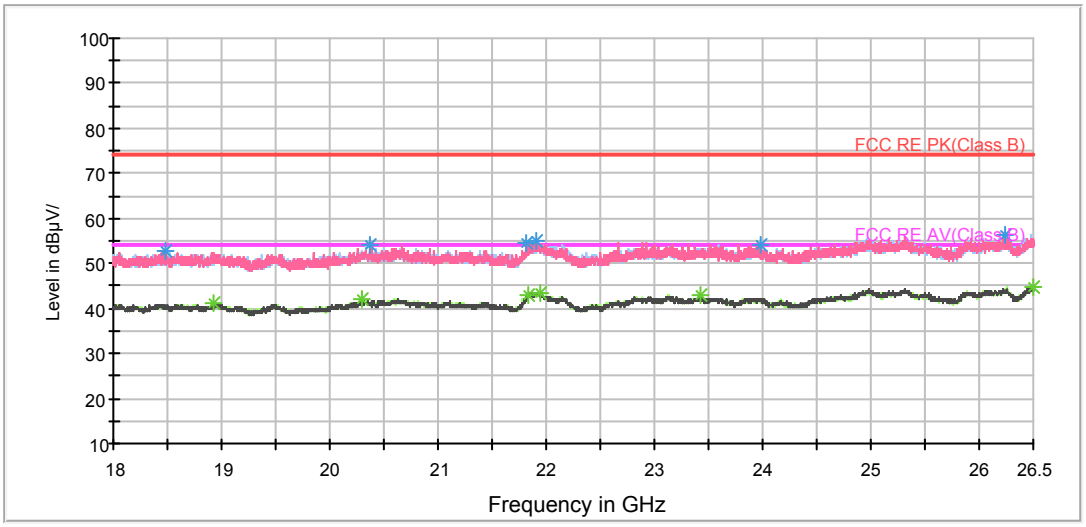

Radiates Emission from 18GHz to 26.5GHz

This report shall not be reproduced except in full, without the written approval of TA Technology (Shanghai) Co., Ltd.

BELL RE 26.5-40GHz PK+AV

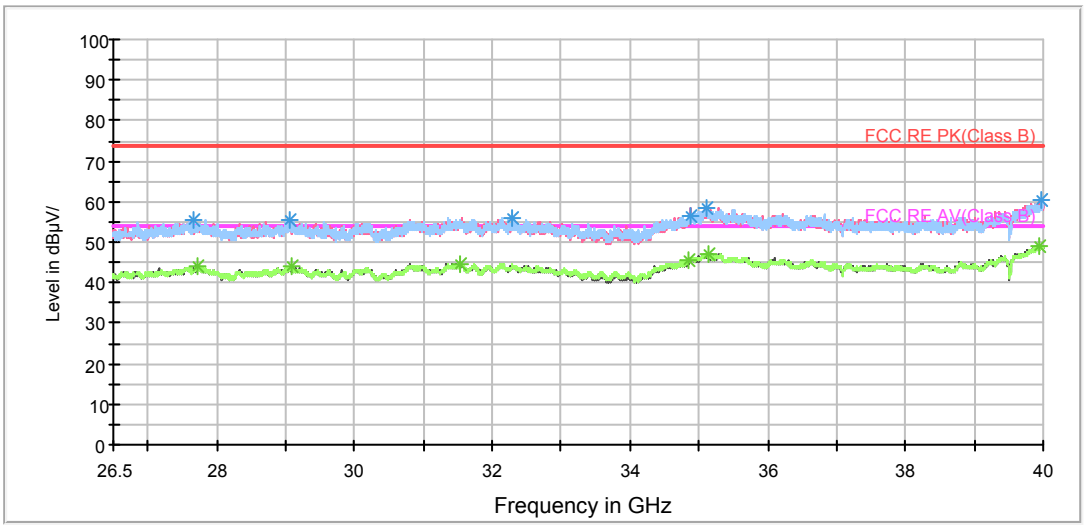

Radiates Emission from 26.5GHz to 40GHz

Frequency (MHz)	Peak (dBuV/m)	Height (cm)	Polarization	Azimuth (deg)	Reading value (dBuV/m)	Correct Factor (dB)	Margin (dB)	Limit (dBuV/m)
3466.250000	35.6	100.0	H	169.0	37.7	-2.1	38.4	74
3595.000000	43.7	200.0	H	307.0	46.0	-2.3	30.3	74
4808.750000	40.8	200.0	V	289.0	39.5	1.3	33.2	74
6000.000000	41.9	100.0	V	18.0	37.0	4.9	32.1	74
6596.250000	44.9	100.0	H	298.0	39.2	5.7	29.1	74
6900.625000	46.4	100.0	V	0.0	40.1	6.3	27.6	74

Remark: 1. Correction Factor = Antenna factor+ Insertion loss (cable loss + amplifier gain)

Frequency (MHz)	Average (dBuV/m)	Height (cm)	Polarization	Azimuth (deg)	Reading value (dBuV/m)	Correct Factor (dB)	Margin (dB)	Limit (dBuV/m)
3466.250000	28.4	100.0	H	169.0	30.5	-2.1	25.6	54
3595.000000	32.0	200.0	H	307.0	34.3	-2.3	22.0	54
4818.125000	30.6	100.0	V	319.0	29.3	1.3	23.4	54
6000.000000	35.3	100.0	V	18.0	30.4	4.9	18.7	54
6596.250000	33.9	100.0	H	298.0	28.2	5.7	20.1	54
6988.125000	35.7	200.0	V	13.0	29.3	6.4	18.3	54

Remark: 1. Correction Factor = Antenna factor+ Insertion loss (cable loss + amplifier gain)

This report shall not be reproduced except in full, without the written approval of TA Technology (Shanghai) Co., Ltd.

802.11n (HT20) CH48

FCC RE 1G-3GHz PK+AV Class B

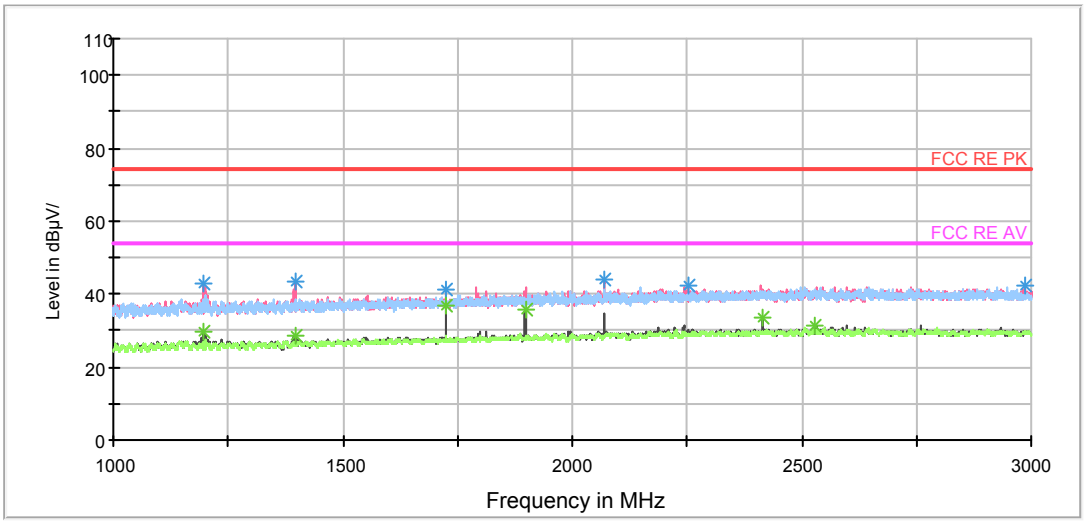

Radiates Emission from 1GHz to 3GHz

RE 3-18GHz PK+AV

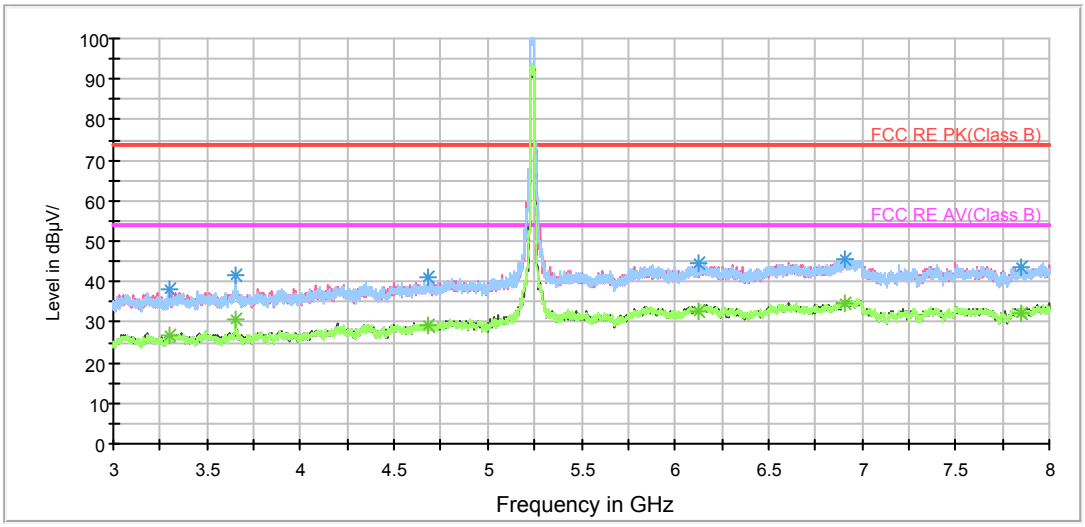

Note: The signal beyond the limit is carrier.

Radiates Emission from 3GHz to 8GHz

This report shall not be reproduced except in full, without the written approval of TA Technology (Shanghai) Co., Ltd.

RE 3-18GHz PK+AV

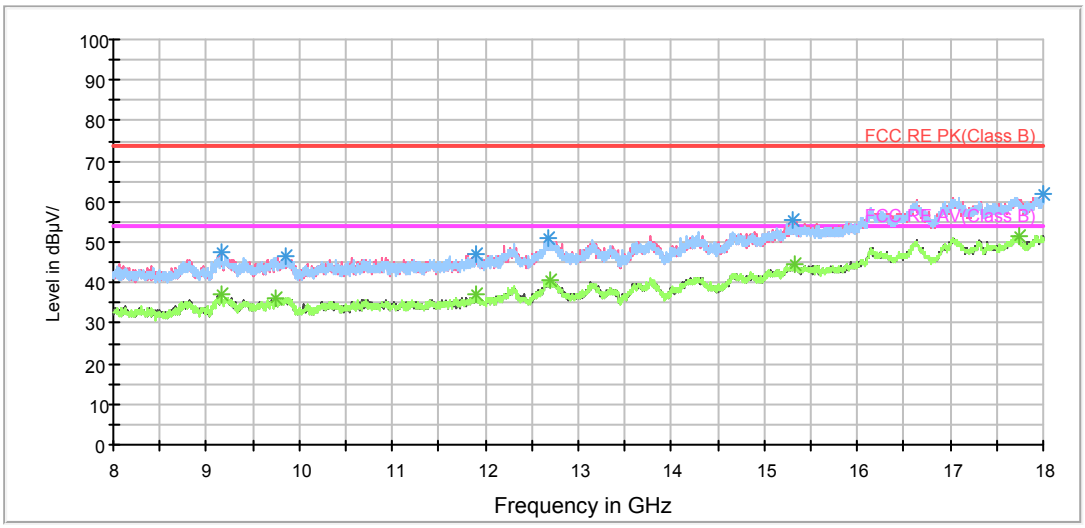

Radiates Emission from 8GHz to 18GHz

BELL_RE 18-26.5GHz PK+AV

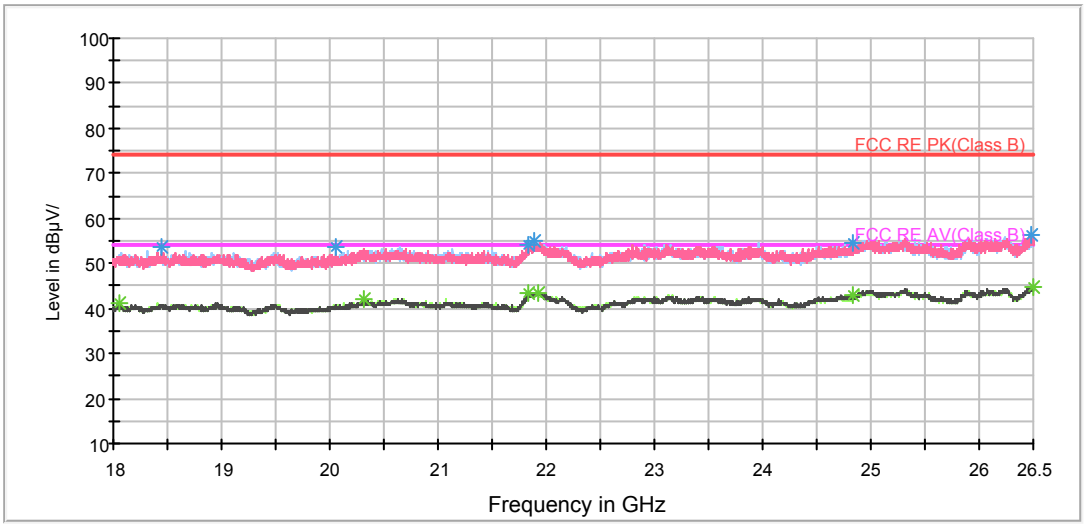

Radiates Emission from 18GHz to 26.5GHz

This report shall not be reproduced except in full, without the written approval of TA Technology (Shanghai) Co., Ltd.

BELL RE 26.5-40GHz PK+AV

Radiates Emission from 26.5GHz to 40GHz

Frequency (MHz)	Peak (dBuV/m)	Height (cm)	Polarization	Azimuth (deg)	Reading value (dBuV/m)	Correct Factor (dB)	Margin (dB)	Limit (dBuV/m)
3295.000000	38.2	100.0	H	176.0	40.4	-2.2	35.8	74
3653.125000	41.7	200.0	V	312.0	43.6	-1.9	32.3	74
4686.250000	40.9	200.0	H	342.0	40.1	0.8	33.1	74
6128.125000	44.6	100.0	V	151.0	39.2	5.4	29.4	74
6908.750000	45.5	200.0	V	125.0	39.3	6.2	28.5	74
7846.875000	43.6	200.0	V	77.0	36.5	7.1	30.4	74

Remark: 1. Correction Factor = Antenna factor+ Insertion loss (cable loss + amplifier gain)

Frequency (MHz)	Average (dBuV/m)	Height (cm)	Polarization	Azimuth (deg)	Reading value (dBuV/m)	Correct Factor (dB)	Margin (dB)	Limit (dBuV/m)
3295.000000	26.6	100.0	H	176.0	28.8	-2.2	27.4	54
3655.625000	30.5	200.0	H	311.0	32.4	-1.9	23.5	54
4686.250000	29.1	200.0	H	342.0	28.3	0.8	24.9	54
6128.125000	32.5	100.0	V	151.0	27.1	5.4	21.5	54
6908.750000	34.6	200.0	V	125.0	28.4	6.2	19.4	54
7846.875000	32.0	200.0	V	77.0	24.9	7.1	22.0	54

Remark: 1. Correction Factor = Antenna factor+ Insertion loss (cable loss + amplifier gain)

This report shall not be reproduced except in full, without the written approval of TA Technology (Shanghai) Co., Ltd.

802.11n (HT20) CH52

FCC RE 1G-3GHz PK+AV Class B

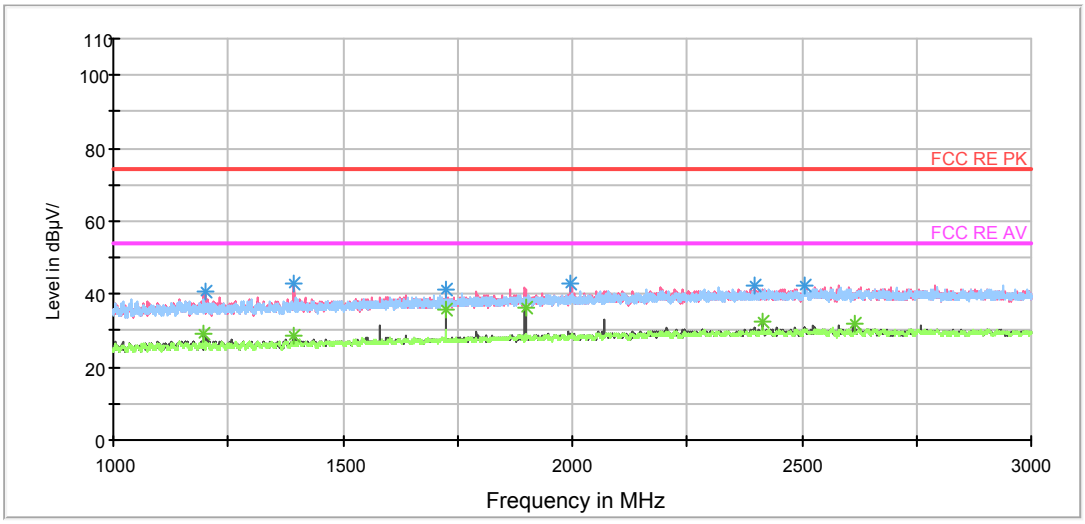

Radiates Emission from 1GHz to 3GHz

RE 3-18GHz PK+AV

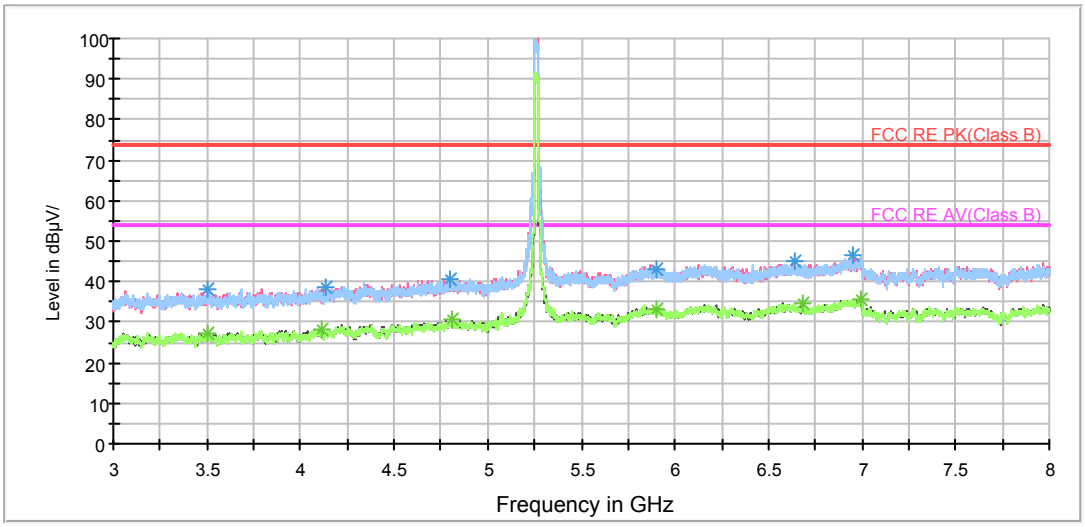

Note: The signal beyond the limit is carrier.

Radiates Emission from 3GHz to 8GHz

This report shall not be reproduced except in full, without the written approval of TA Technology (Shanghai) Co., Ltd.

RE 3-18GHz PK+AV

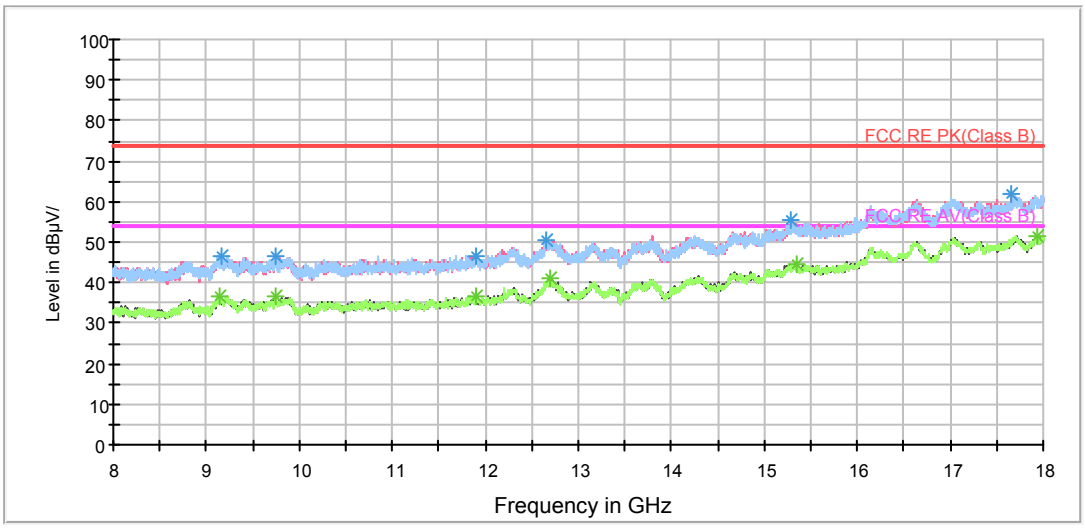

Radiates Emission from 8GHz to 18GHz

BELL_RE 18-26.5GHz PK+AV

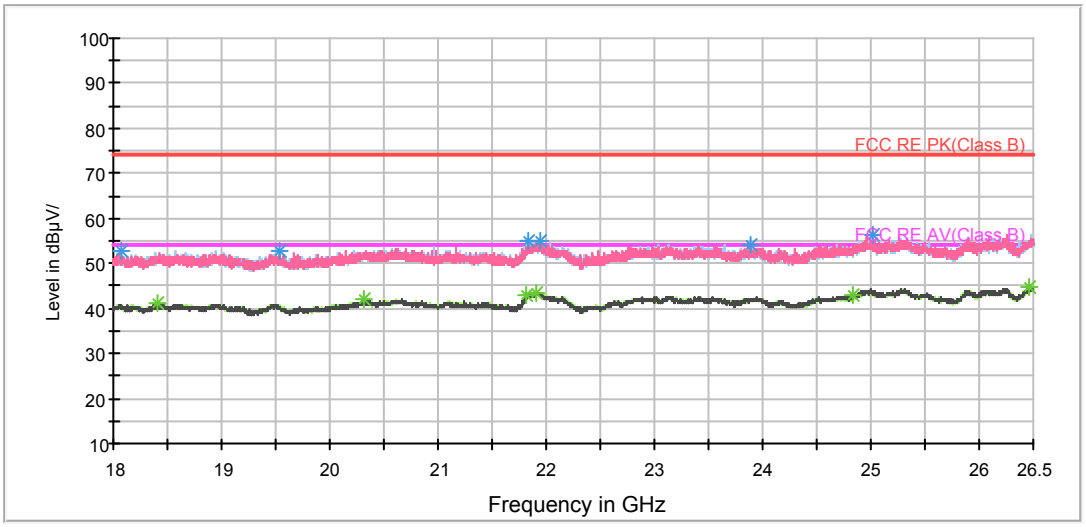

Radiates Emission from 18GHz to 26.5GHz

This report shall not be reproduced except in full, without the written approval of TA Technology (Shanghai) Co., Ltd.

BELL RE 26.5-40GHz PK+AV

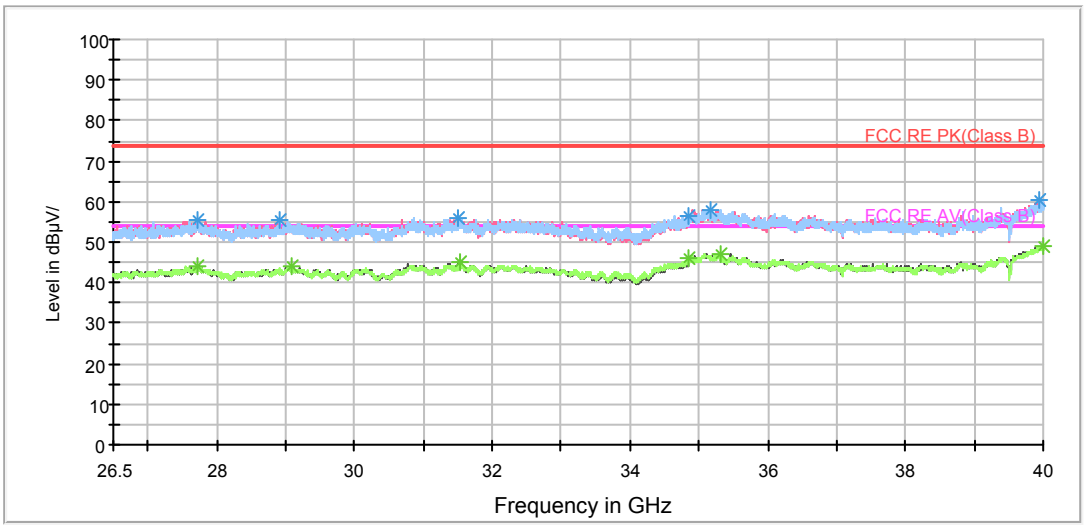

Radiates Emission from 26.5GHz to 40GHz

Frequency (MHz)	Peak (dBuV/m)	Height (cm)	Polarization	Azimuth (deg)	Reading value (dBuV/m)	Correct Factor (dB)	Margin (dB)	Limit (dBuV/m)
3506.250000	38.3	100.0	V	327.0	40.4	-2.1	35.7	74
4132.500000	38.7	200.0	V	300.0	39.0	-0.3	35.3	74
4793.750000	40.5	200.0	H	325.0	39.3	1.2	33.5	74
5896.875000	43.1	200.0	V	33.0	38.2	4.9	30.9	74
6638.750000	44.9	200.0	H	196.0	39.4	5.5	29.1	74
6955.000000	46.7	200.0	V	14.0	40.5	6.2	27.3	74

Remark: 1. Correction Factor = Antenna factor+ Insertion loss (cable loss + amplifier gain)

Frequency (MHz)	Average (dBuV/m)	Height (cm)	Polarization	Azimuth (deg)	Reading value (dBuV/m)	Correct Factor (dB)	Margin (dB)	Limit (dBuV/m)
3506.250000	27.3	100.0	V	327.0	29.4	-2.1	26.7	54
4111.250000	28.0	100.0	V	220.0	28.7	-0.7	26.0	54
4804.375000	30.7	100.0	V	162.0	29.4	1.3	23.3	54
5906.250000	33.1	100.0	V	248.0	28.3	4.8	20.9	54
6685.625000	34.5	100.0	V	142.0	29.1	5.4	19.5	54
6993.125000	35.6	100.0	V	267.0	29.1	6.5	18.4	54

Remark: 1. Correction Factor = Antenna factor+ Insertion loss (cable loss + amplifier gain)

This report shall not be reproduced except in full, without the written approval of TA Technology (Shanghai) Co., Ltd.

802.11n (HT20) CH56

FCC RE 1G-3GHz PK+AV Class B

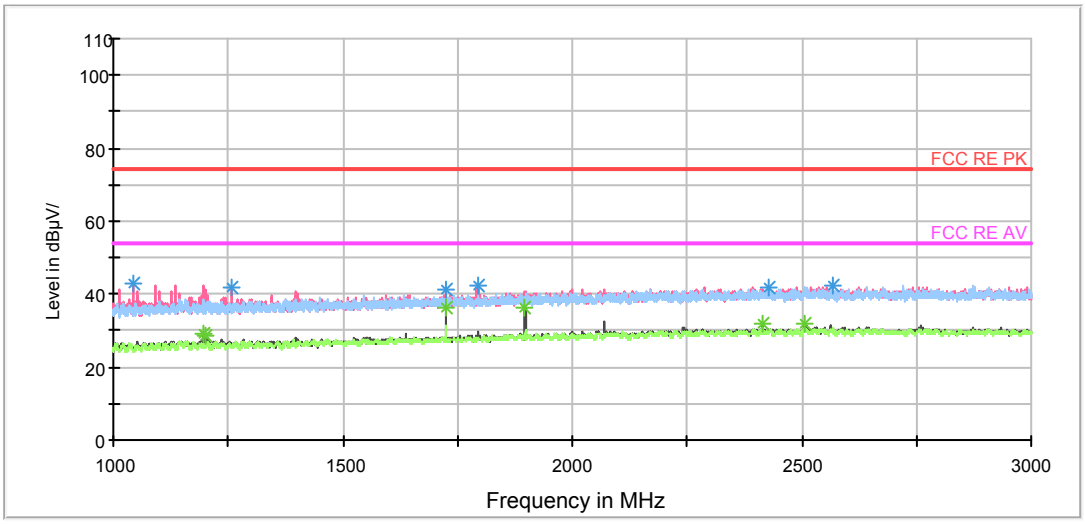

Radiates Emission from 1GHz to 3GHz

RE 3-18GHz PK+AV

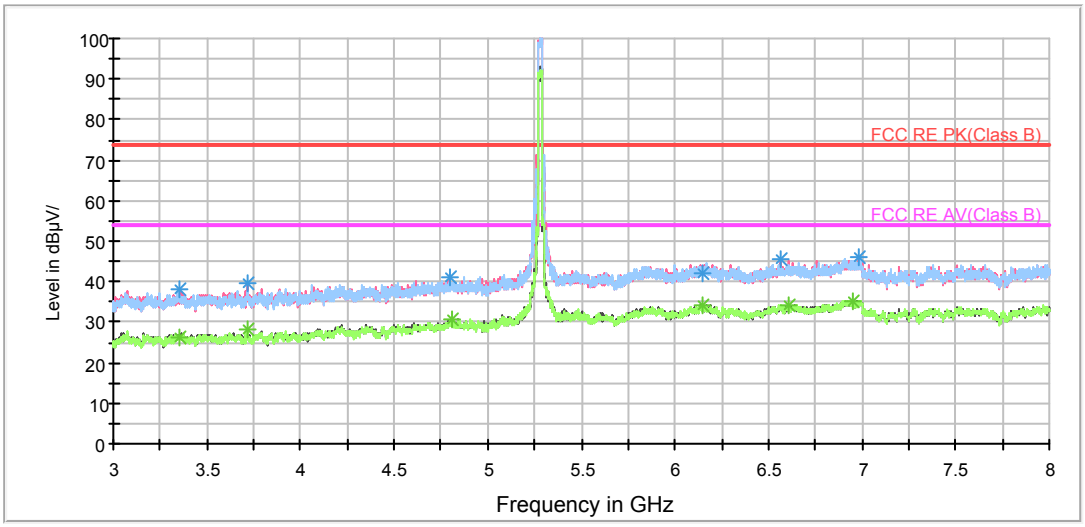

Note: The signal beyond the limit is carrier.

Radiates Emission from 3GHz to 8GHz

This report shall not be reproduced except in full, without the written approval of TA Technology (Shanghai) Co., Ltd.

RE 3-18GHz PK+AV

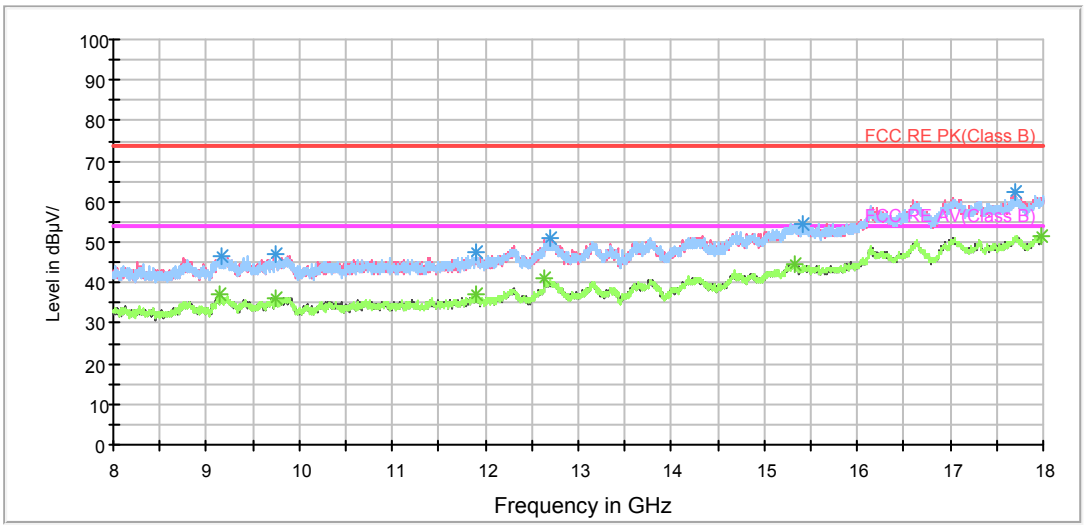

Radiates Emission from 8GHz to 18GHz

BELL_RE 18-26.5GHz PK+AV

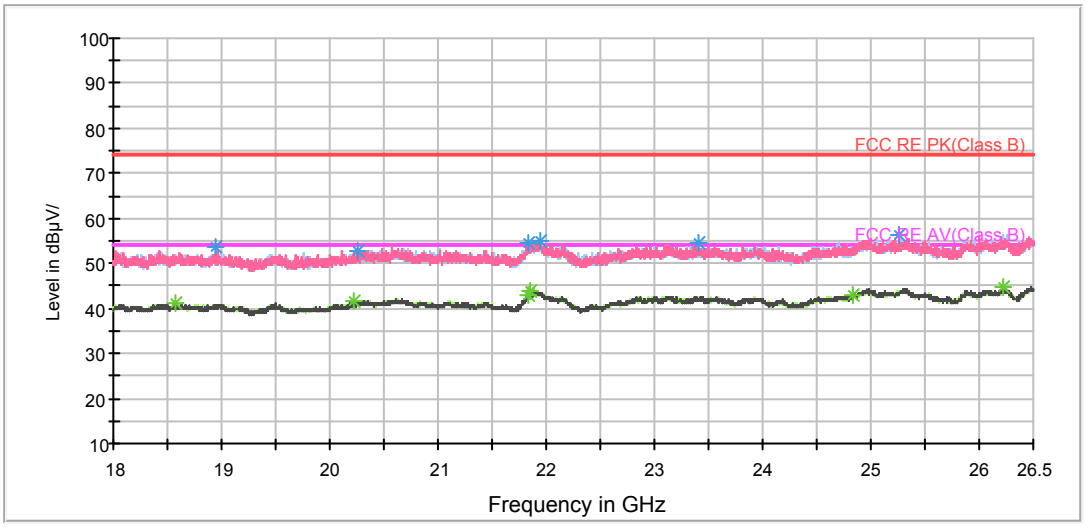

Radiates Emission from 18GHz to 26.5GHz

This report shall not be reproduced except in full, without the written approval of TA Technology (Shanghai) Co., Ltd.

BELL RE 26.5-40GHz PK+AV

Radiates Emission from 26.5GHz to 40GHz

Frequency (MHz)	Peak (dBuV/m)	Height (cm)	Polarization	Azimuth (deg)	Reading value (dBuV/m)	Correct Factor (dB)	Margin (dB)	Limit (dBuV/m)
3354.375000	38.2	200.0	V	17.0	40.5	-2.3	35.8	74
3716.875000	39.7	200.0	V	315.0	41.3	-1.6	34.3	74
4797.500000	41.3	200.0	V	17.0	40.0	1.3	32.7	74
6142.500000	42.0	200.0	V	0.0	36.6	5.4	32.0	74
6568.125000	45.3	100.0	V	300.0	39.6	5.7	28.7	74
6983.125000	46.0	200.0	V	64.0	39.6	6.4	28.0	74

Remark: 1. Correction Factor = Antenna factor+ Insertion loss (cable loss + amplifier gain)

Frequency (MHz)	Average (dBuV/m)	Height (cm)	Polarization	Azimuth (deg)	Reading value (dBuV/m)	Correct Factor (dB)	Margin (dB)	Limit (dBuV/m)
3348.125000	26.4	100.0	V	251.0	28.7	-2.3	27.6	54
3718.750000	28.0	200.0	H	301.0	29.6	-1.6	26.0	54
4811.875000	30.7	200.0	V	74.0	29.4	1.3	23.3	54
6142.500000	34.2	200.0	V	0.0	28.8	5.4	19.8	54
6605.000000	34.2	100.0	H	44.0	28.6	5.6	19.8	54
6946.875000	35.4	100.0	H	176.0	29.2	6.2	18.6	54

Remark: 1. Correction Factor = Antenna factor+ Insertion loss (cable loss + amplifier gain)

This report shall not be reproduced except in full, without the written approval of TA Technology (Shanghai) Co., Ltd.

802.11n (HT20) CH64

FCC RE 1G-3GHz PK+AV Class B

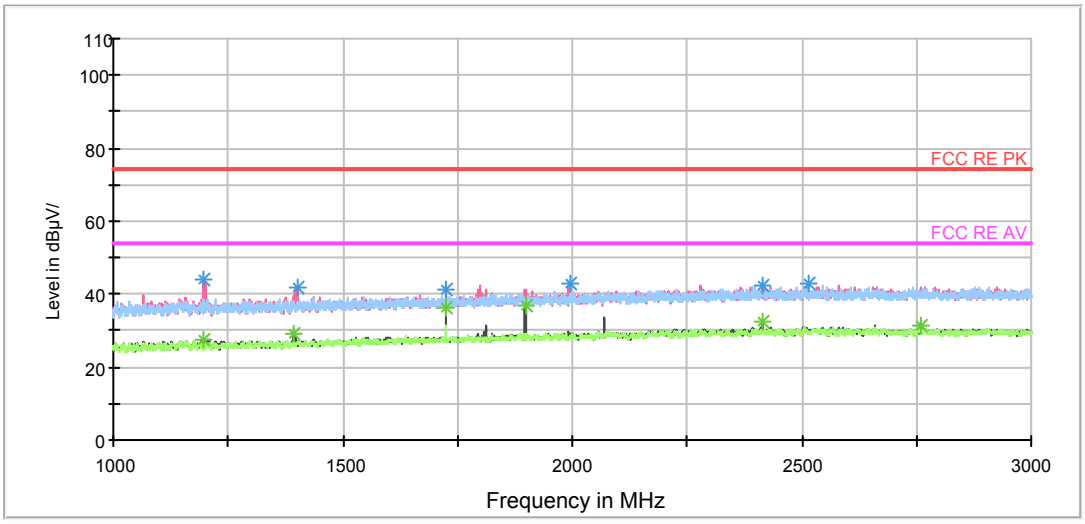

Radiates Emission from 1GHz to 3GHz

RE 3-18GHz PK+AV

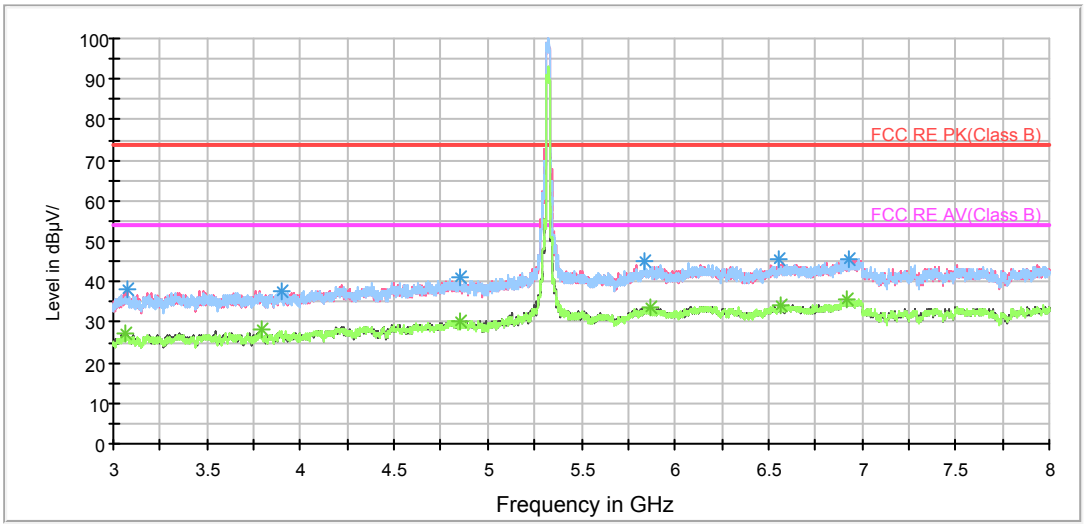

Note: The signal beyond the limit is carrier.

Radiates Emission from 3GHz to 8GHz

This report shall not be reproduced except in full, without the written approval of TA Technology (Shanghai) Co., Ltd.

RE 3-18GHz PK+AV

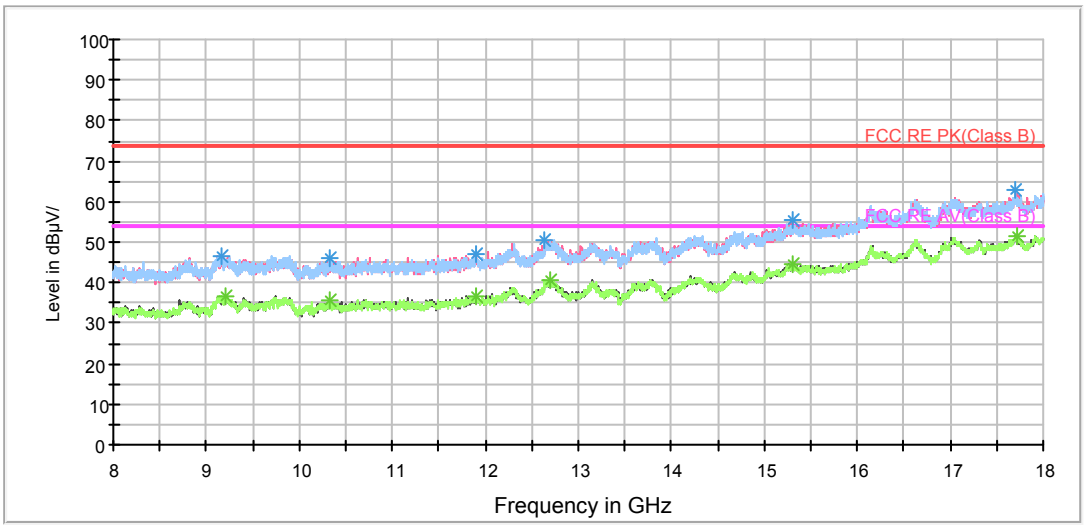

Radiates Emission from 8GHz to 18GHz

BELL_RE 18-26.5GHz PK+AV

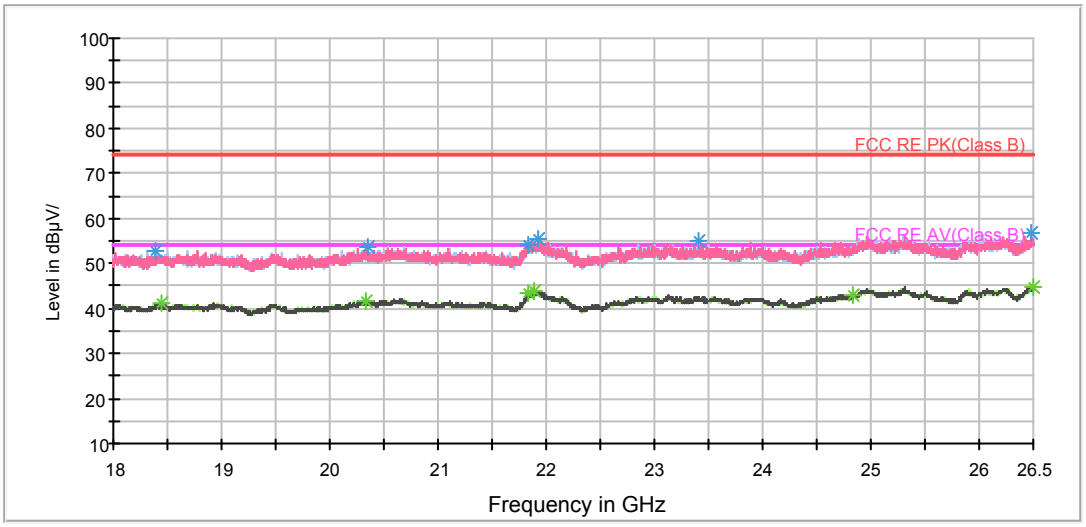

Radiates Emission from 18GHz to 26.5GHz

This report shall not be reproduced except in full, without the written approval of TA Technology (Shanghai) Co., Ltd.

BELL RE 26.5-40GHz PK+AV

Radiates Emission from 26.5GHz to 40GHz

Frequency (MHz)	Peak (dBuV/m)	Height (cm)	Polarization	Azimuth (deg)	Reading value (dBuV/m)	Correct Factor (dB)	Margin (dB)	Limit (dBuV/m)
3071.875000	37.9	100.0	V	304.0	40.9	-3.0	36.1	74
3894.375000	37.8	200.0	H	316.0	39.1	-1.3	36.2	74
4848.750000	41.0	100.0	V	187.0	39.4	1.6	33.0	74
5833.750000	44.8	100.0	H	150.0	40.3	4.5	29.2	74
6556.250000	45.6	100.0	H	52.0	39.9	5.7	28.4	74
6932.500000	45.6	200.0	H	156.0	39.4	6.2	28.4	74

Remark: 1. Correction Factor = Antenna factor+ Insertion loss (cable loss + amplifier gain)

Frequency (MHz)	Average (dBuV/m)	Height (cm)	Polarization	Azimuth (deg)	Reading value (dBuV/m)	Correct Factor (dB)	Margin (dB)	Limit (dBuV/m)
3066.875000	27.2	100.0	H	140.0	30.3	-3.1	26.8	54
3788.125000	28.0	100.0	H	52.0	29.7	-1.7	26.0	54
4848.750000	30.4	100.0	V	187.0	28.8	1.6	23.6	54
5865.625000	33.4	200.0	H	306.0	28.5	4.9	20.6	54
6567.500000	34.2	200.0	H	276.0	28.5	5.7	19.8	54
6913.750000	35.6	200.0	V	1.0	29.4	6.2	18.4	54

Remark: 1. Correction Factor = Antenna factor+ Insertion loss (cable loss + amplifier gain)

This report shall not be reproduced except in full, without the written approval of TA Technology (Shanghai) Co., Ltd.

802.11n (HT20) CH100

FCC RE 1G-3GHz PK+AV Class B

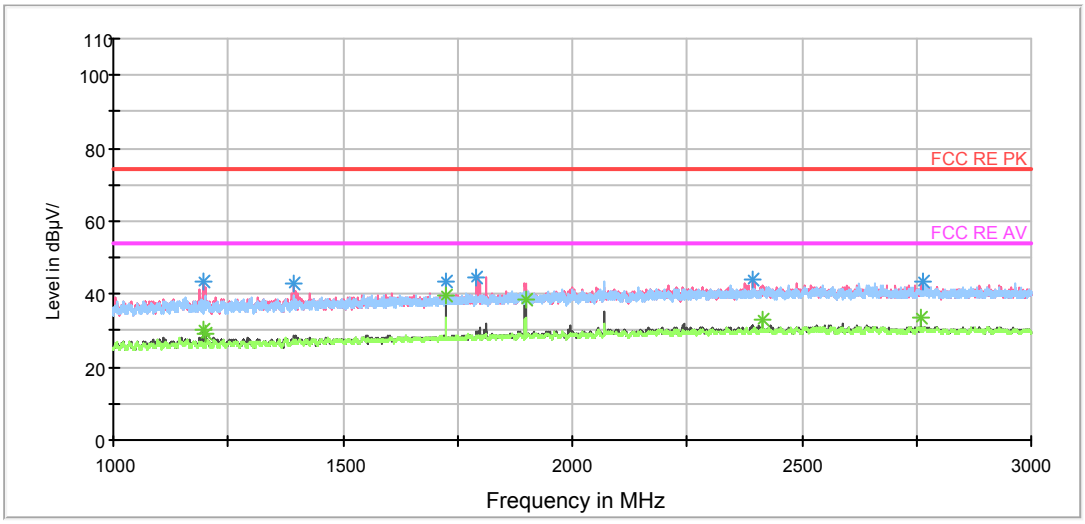

Radiates Emission from 1GHz to 3GHz

RE 3-18GHz PK+AV

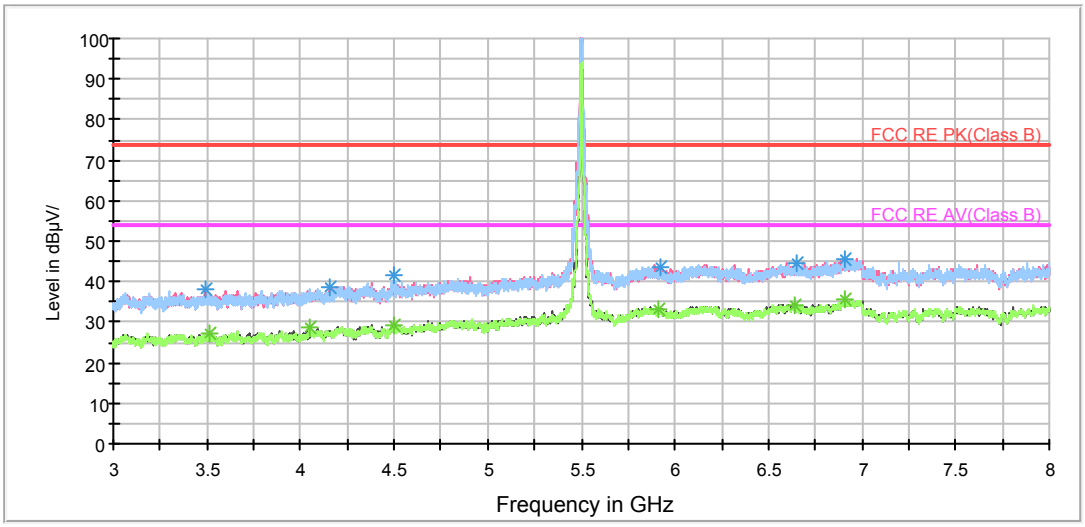

Note: The signal beyond the limit is carrier.

Radiates Emission from 3GHz to 8GHz

This report shall not be reproduced except in full, without the written approval of TA Technology (Shanghai) Co., Ltd.

RE 3-18GHz PK+AV

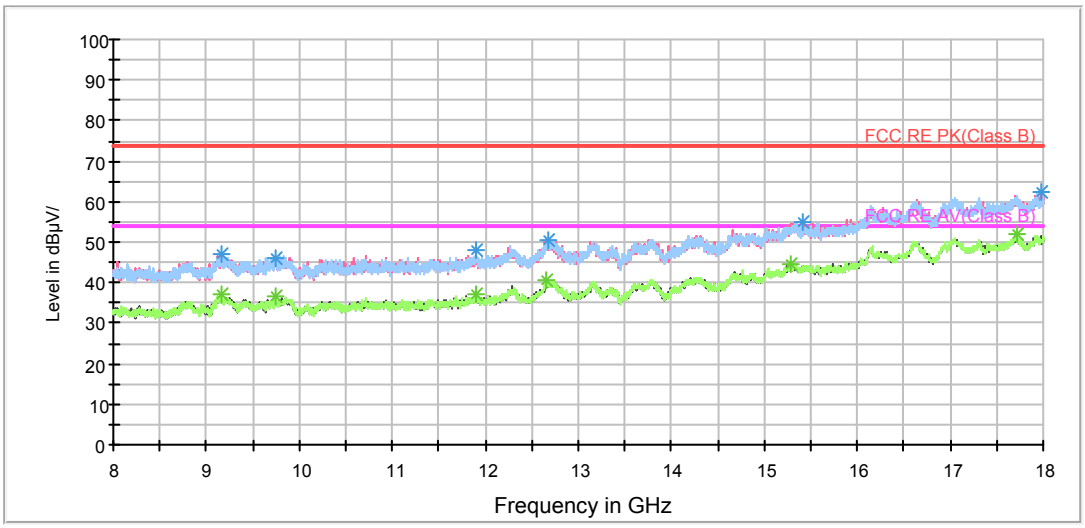

Radiates Emission from 8GHz to 18GHz

BELL_RE 18-26.5GHz PK+AV

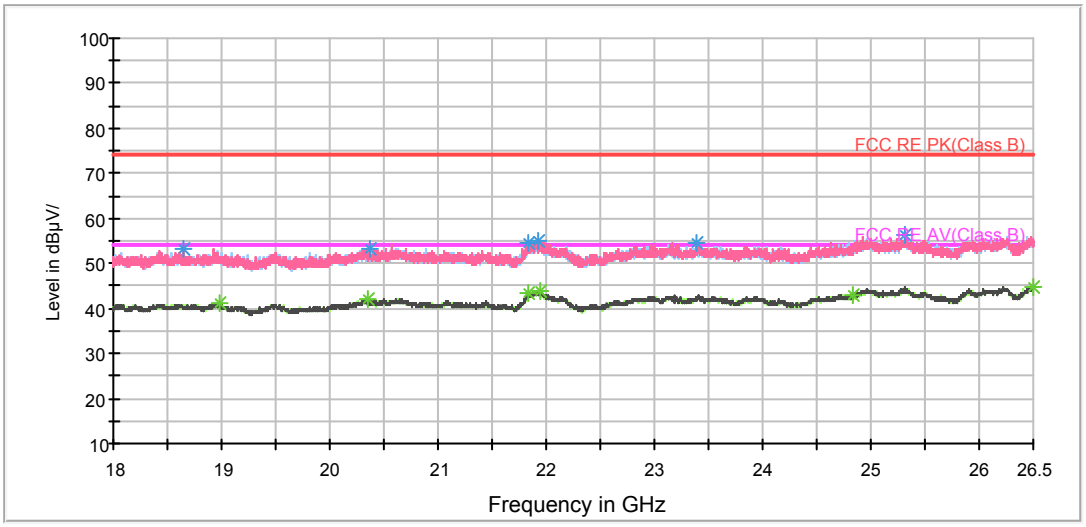

Radiates Emission from 18GHz to 26.5GHz

This report shall not be reproduced except in full, without the written approval of TA Technology (Shanghai) Co., Ltd.

BELL RE 26.5-40GHz PK+AV

Radiates Emission from 26.5GHz to 40GHz

Frequency (MHz)	Peak (dBuV/m)	Height (cm)	Polarization	Azimuth (deg)	Reading value (dBuV/m)	Correct Factor (dB)	Margin (dB)	Limit (dBuV/m)
3487.500000	37.9	100.0	V	215.0	39.9	-2.0	36.1	74
4152.500000	38.5	100.0	V	175.0	38.6	-0.1	35.5	74
4500.000000	41.7	100.0	H	351.0	41.2	0.5	32.3	74
5919.375000	43.7	200.0	H	118.0	38.8	4.9	30.3	74
6654.375000	44.6	200.0	H	255.0	39.1	5.5	29.4	74
6906.875000	45.4	100.0	V	145.0	39.1	6.3	28.6	74

Remark: 1. Correction Factor = Antenna factor+ Insertion loss (cable loss + amplifier gain)

Frequency (MHz)	Average (dBuV/m)	Height (cm)	Polarization	Azimuth (deg)	Reading value (dBuV/m)	Correct Factor (dB)	Margin (dB)	Limit (dBuV/m)
3511.250000	27.2	100.0	V	302.0	29.2	-2.0	26.8	54
4048.750000	28.7	200.0	V	303.0	29.8	-1.1	25.3	54
4500.000000	29.4	100.0	H	351.0	28.9	0.5	24.6	54
5917.500000	33.3	100.0	V	331.0	28.4	4.9	20.7	54
6635.625000	34.1	200.0	V	338.0	28.6	5.5	19.9	54
6910.625000	35.4	200.0	H	176.0	29.2	6.2	18.6	54

Remark: 1. Correction Factor = Antenna factor+ Insertion loss (cable loss + amplifier gain)

This report shall not be reproduced except in full, without the written approval of TA Technology (Shanghai) Co., Ltd.

802.11n (HT20) CH116

FCC RE 1G-3GHz PK+AV Class B

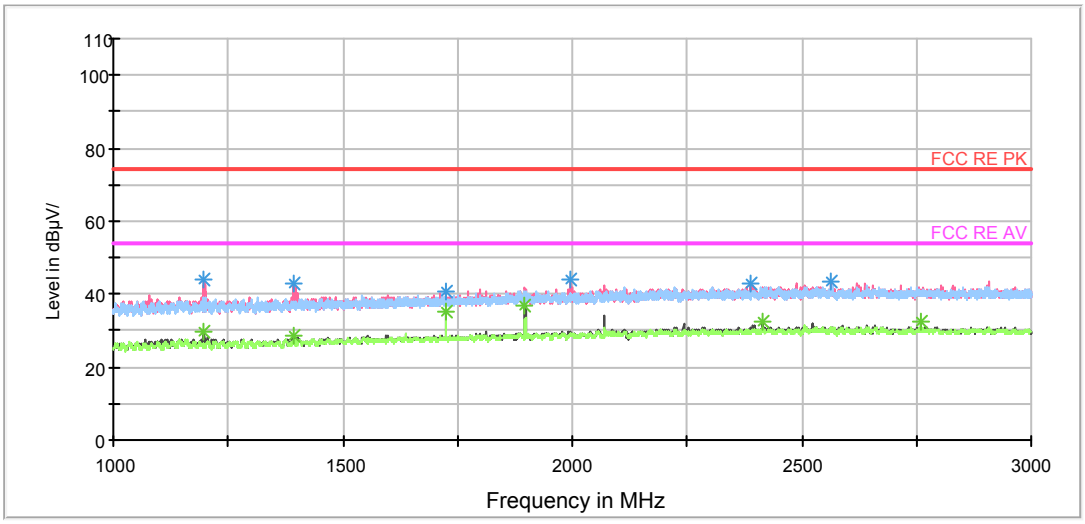

Radiates Emission from 1GHz to 3GHz

RE 3-18GHz PK+AV

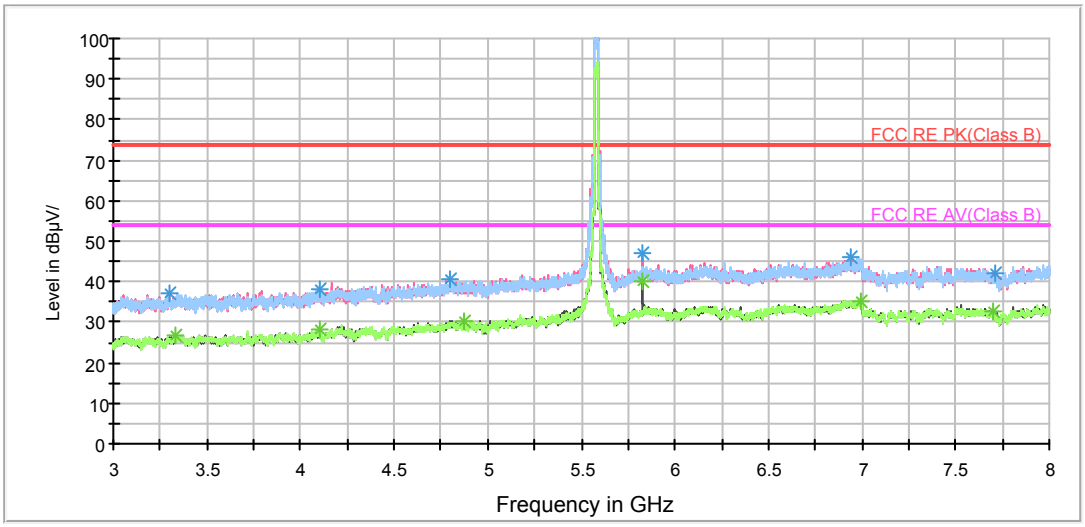

Note: The signal beyond the limit is carrier.

Radiates Emission from 3GHz to 8GHz

This report shall not be reproduced except in full, without the written approval of TA Technology (Shanghai) Co., Ltd.

RE 3-18GHz PK+AV

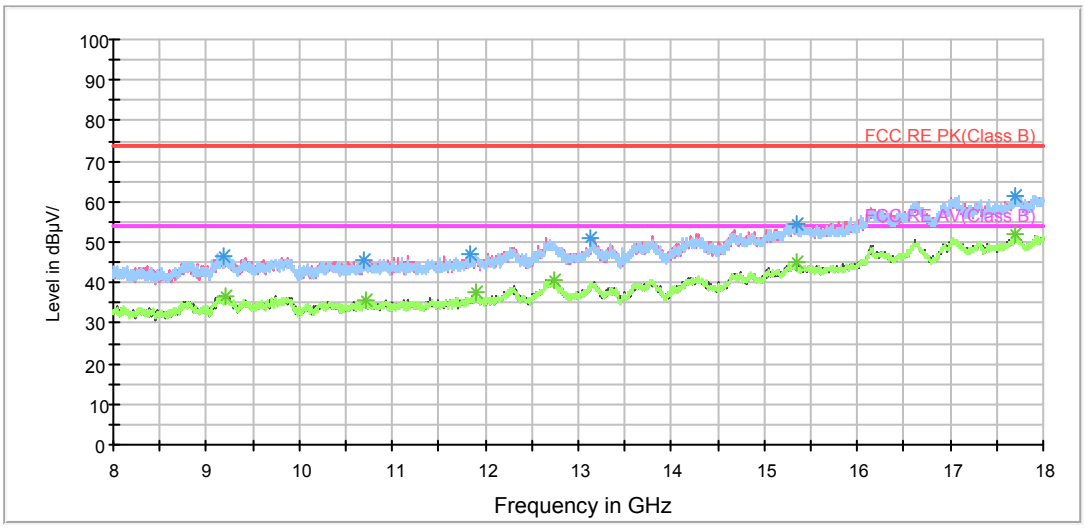

Radiates Emission from 8GHz to 18GHz

BELL_RE 18-26.5GHz PK+AV

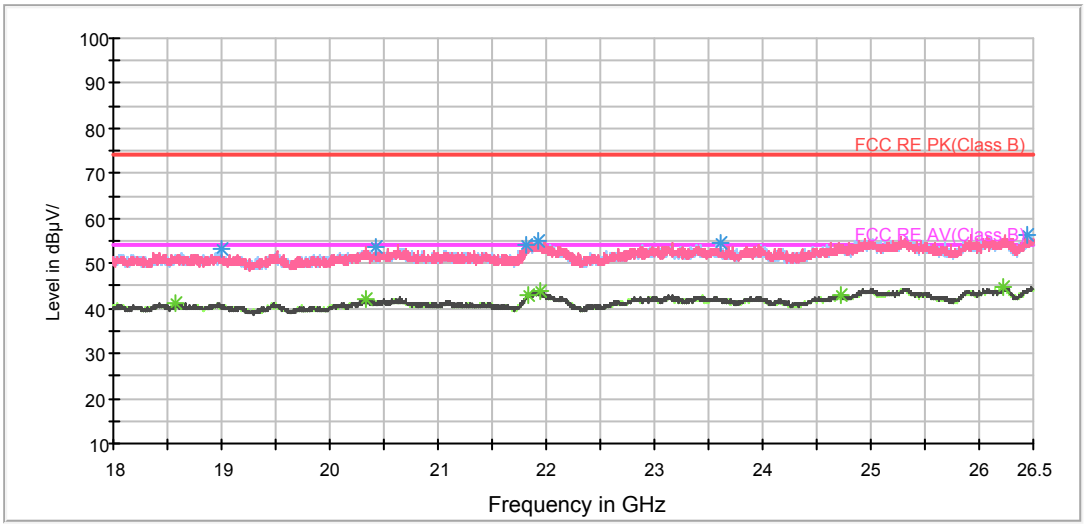

Radiates Emission from 18GHz to 26.5GHz

This report shall not be reproduced except in full, without the written approval of TA Technology (Shanghai) Co., Ltd.

BELL RE 26.5-40GHz PK+AV

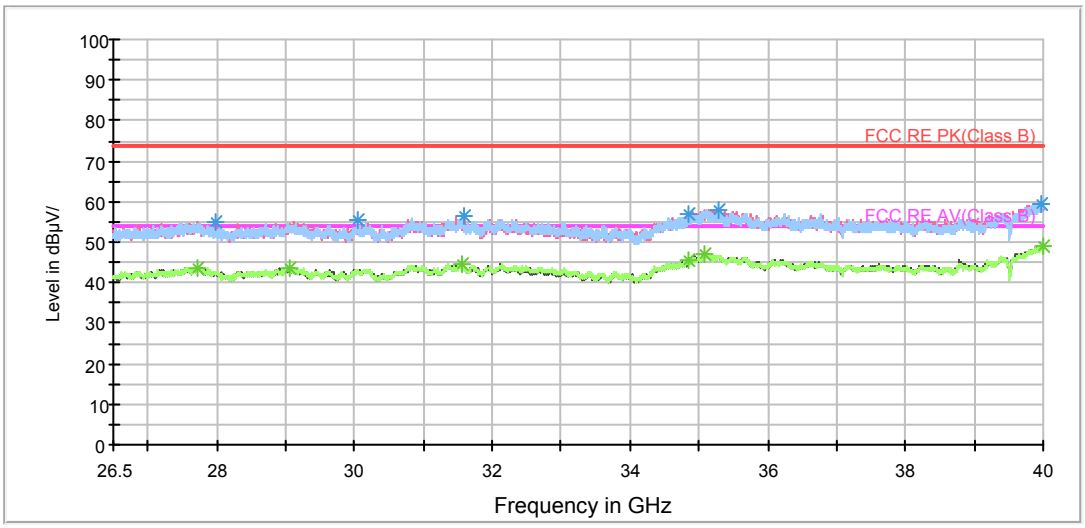

Radiates Emission from 26.5GHz to 40GHz

Frequency (MHz)	Peak (dBuV/m)	Height (cm)	Polarization	Azimuth (deg)	Reading value (dBuV/m)	Correct Factor (dB)	Margin (dB)	Limit (dBuV/m)
3302.500000	37.3	200.0	V	244.0	39.5	-2.2	36.7	74
4106.250000	38.0	200.0	V	0.0	38.8	-0.8	36.0	74
4798.750000	40.4	200.0	H	127.0	39.1	1.3	33.6	74
5827.500000	47.0	200.0	V	205.0	42.5	4.5	27.0	74
6939.375000	45.9	200.0	H	12.0	39.8	6.1	28.1	74
7707.500000	42.3	200.0	V	357.0	35.5	6.8	31.7	74

Remark: 1. Correction Factor = Antenna factor+ Insertion loss (cable loss + amplifier gain)

Frequency (MHz)	Average (dBuV/m)	Height (cm)	Polarization	Azimuth (deg)	Reading value (dBuV/m)	Correct Factor (dB)	Margin (dB)	Limit (dBuV/m)
3335.625000	26.6	200.0	H	51.0	28.9	-2.3	27.4	54
4105.625000	28.0	200.0	V	288.0	28.8	-0.8	26.0	54
4875.000000	30.3	200.0	V	244.0	28.5	1.8	23.7	54
5828.125000	40.1	200.0	V	205.0	35.6	4.5	13.9	54
6995.000000	35.2	200.0	H	41.0	28.7	6.5	18.8	54
7697.500000	32.6	200.0	V	167.0	25.8	6.8	21.4	54

Remark: 1. Correction Factor = Antenna factor+ Insertion loss (cable loss + amplifier gain)

This report shall not be reproduced except in full, without the written approval of TA Technology (Shanghai) Co., Ltd.

802.11n (HT20) CH140

FCC RE 1G-3GHz PK+AV Class B

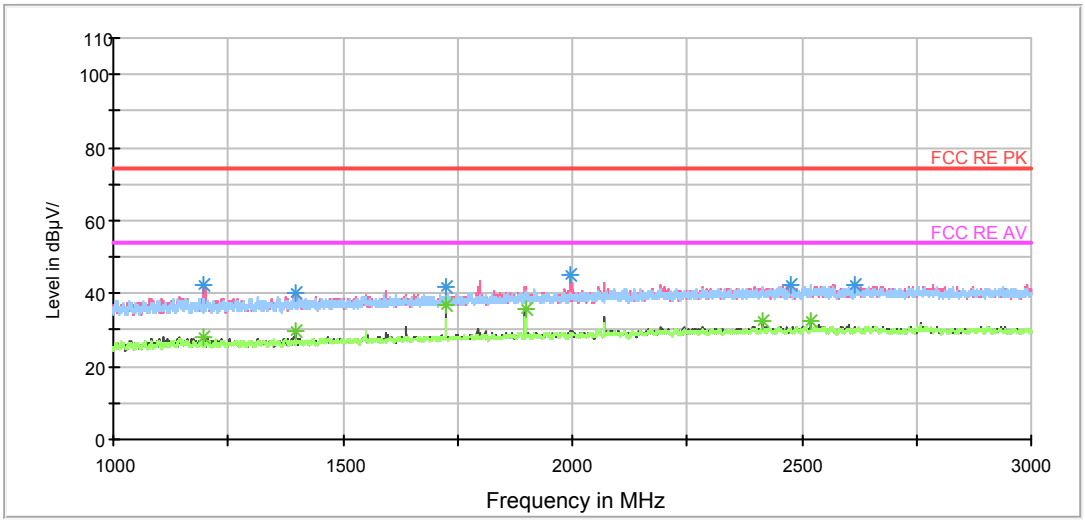

Radiates Emission from 1GHz to 3GHz

RE 3-18GHz PK+AV

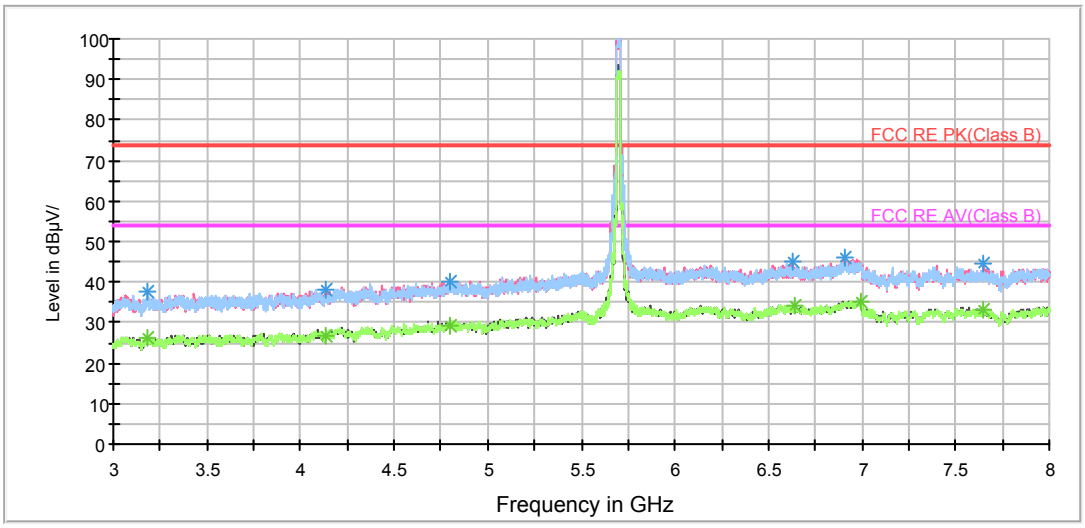

Note: The signal beyond the limit is carrier.

Radiates Emission from 3GHz to 8GHz

This report shall not be reproduced except in full, without the written approval of TA Technology (Shanghai) Co., Ltd.

RE 3-18GHz PK+AV

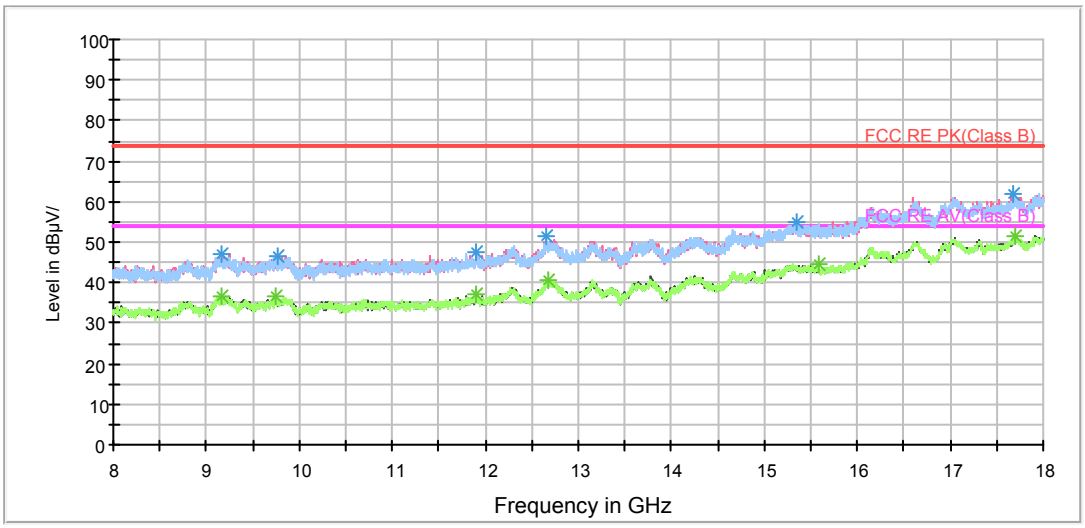

Radiates Emission from 8GHz to 18GHz

BELL_RE 18-26.5GHz PK+AV

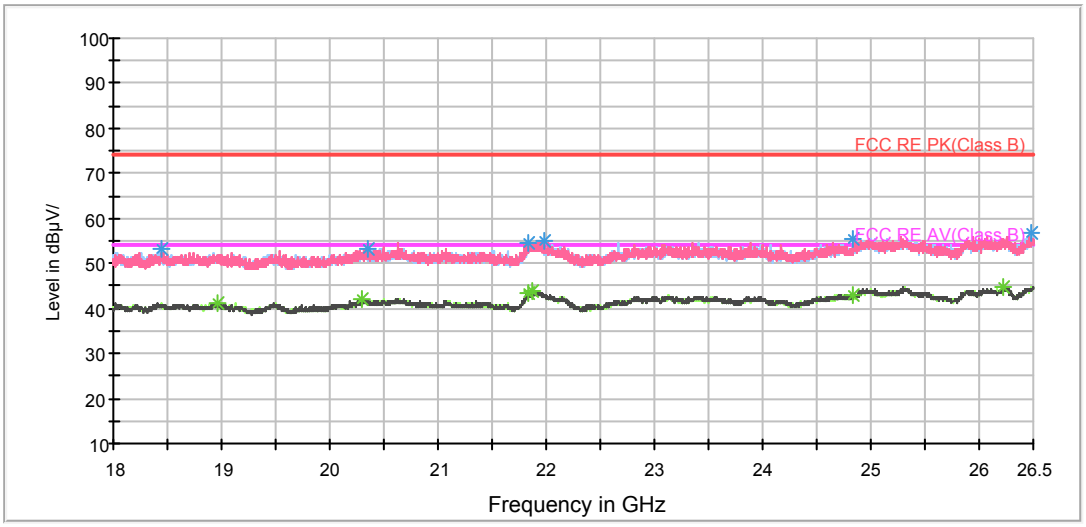

Radiates Emission from 18GHz to 26.5GHz

This report shall not be reproduced except in full, without the written approval of TA Technology (Shanghai) Co., Ltd.

BELL RE 26.5-40GHz PK+AV

Radiates Emission from 26.5GHz to 40GHz

Frequency (MHz)	Peak (dBuV/m)	Height (cm)	Polarization	Azimuth (deg)	Reading value (dBuV/m)	Correct Factor (dB)	Margin (dB)	Limit (dBuV/m)
3179.375000	37.5	200.0	H	0.0	40.4	-2.9	36.5	74
4135.000000	38.3	200.0	V	129.0	38.6	-0.3	35.7	74
4793.750000	40.0	200.0	V	339.0	38.8	1.2	34.0	74
6627.500000	45.0	200.0	V	250.0	39.5	5.5	29.0	74
6913.125000	46.0	200.0	V	329.0	39.8	6.2	28.0	74
7651.875000	44.6	200.0	V	182.0	37.7	6.9	29.4	74

Remark: 1. Correction Factor = Antenna factor+ Insertion loss (cable loss + amplifier gain)

Frequency (MHz)	Average (dBuV/m)	Height (cm)	Polarization	Azimuth (deg)	Reading value (dBuV/m)	Correct Factor (dB)	Margin (dB)	Limit (dBuV/m)
3179.375000	26.1	200.0	H	0.0	29.0	-2.9	27.9	54
4135.000000	27.0	200.0	V	129.0	27.3	-0.3	27.0	54
4793.750000	29.2	200.0	V	339.0	28.0	1.2	24.8	54
6642.500000	34.3	200.0	V	309.0	28.8	5.5	19.7	54
6989.375000	35.2	200.0	V	329.0	28.8	6.4	18.8	54
7650.625000	33.4	200.0	H	18.0	26.5	6.9	20.6	54

Remark: 1. Correction Factor = Antenna factor+ Insertion loss (cable loss + amplifier gain)

This report shall not be reproduced except in full, without the written approval of TA Technology (Shanghai) Co., Ltd.

802.11n (HT20) CH149

FCC RE 1G-3GHz PK+AV Class B

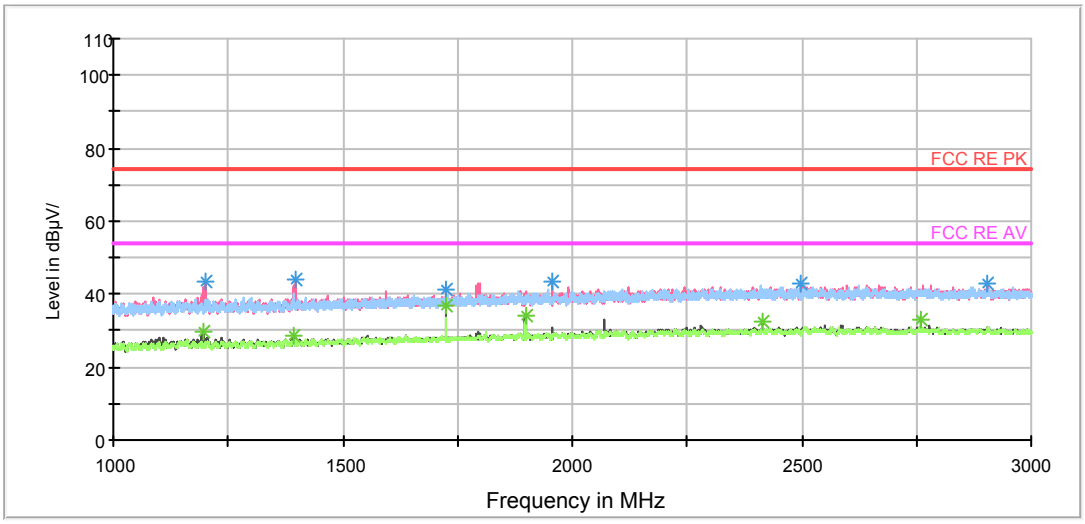

Radiates Emission from 1GHz to 3GHz

RE 3-18GHz PK+AV

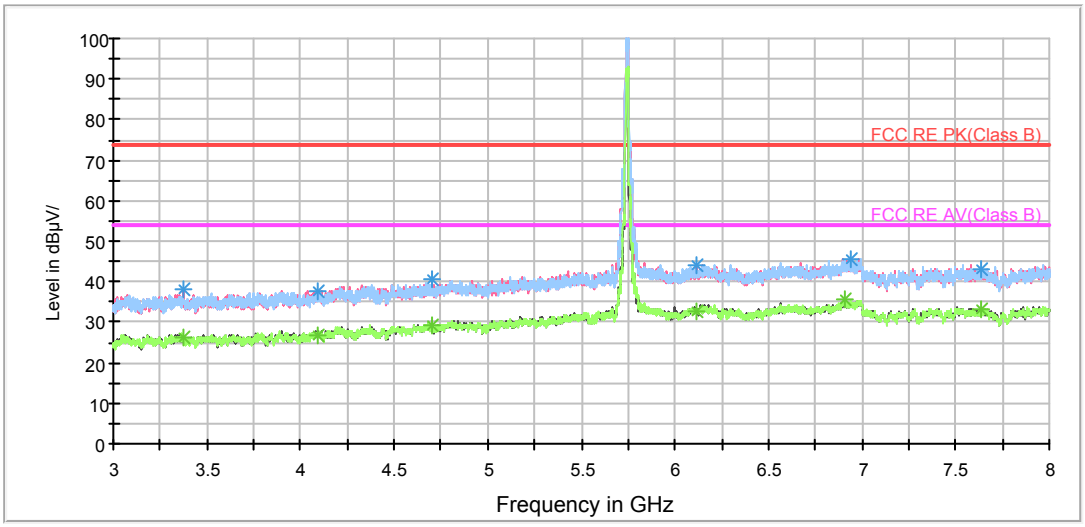

Note: The signal beyond the limit is carrier.

Radiates Emission from 3GHz to 8GHz

This report shall not be reproduced except in full, without the written approval of TA Technology (Shanghai) Co., Ltd.

RE 3-18GHz PK+AV

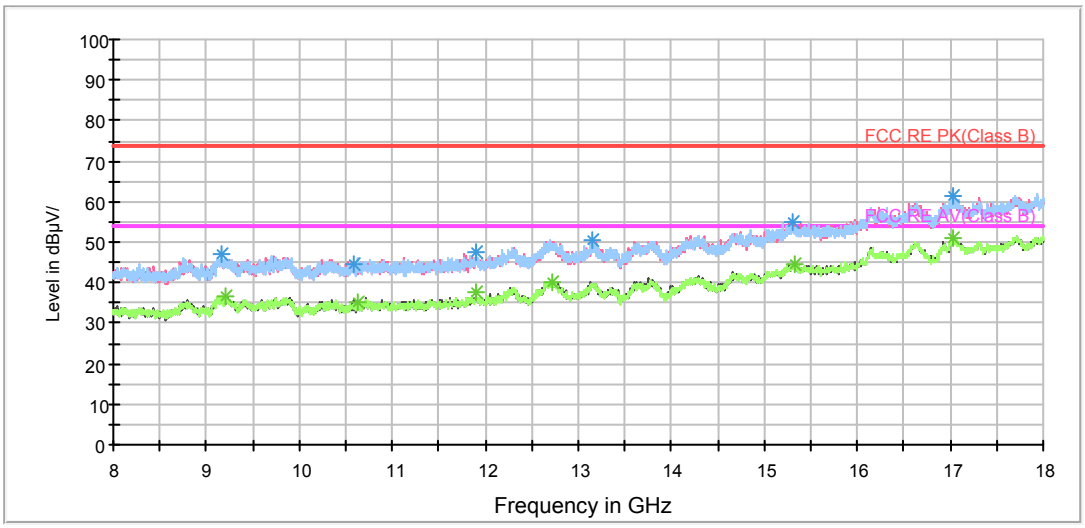

Radiates Emission from 8GHz to 18GHz

BELL_RE 18-26.5GHz PK+AV

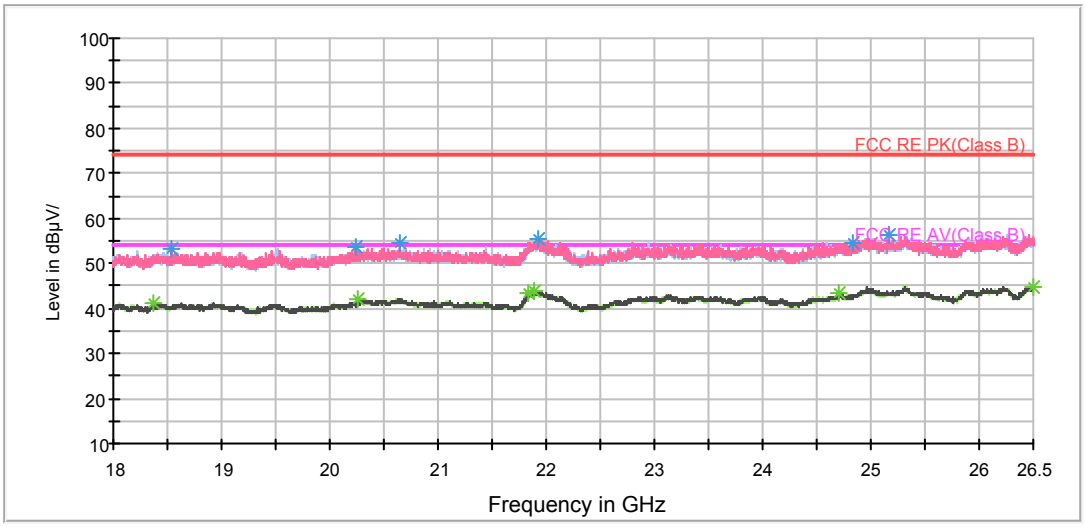

Radiates Emission from 18GHz to 26.5GHz

This report shall not be reproduced except in full, without the written approval of TA Technology (Shanghai) Co., Ltd.

BELL RE 26.5-40GHz PK+AV

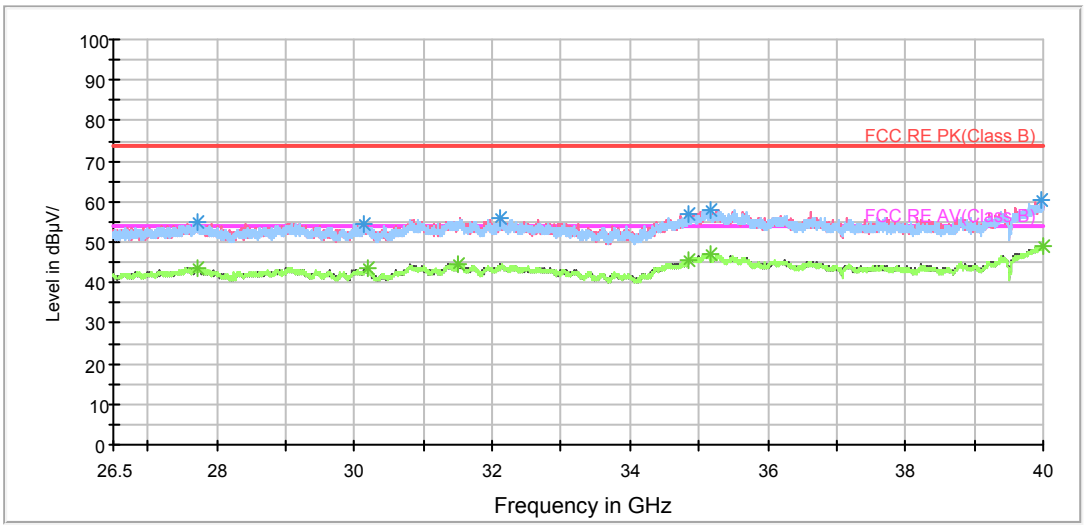

Radiates Emission from 26.5GHz to 40GHz

Frequency (MHz)	Peak (dBuV/m)	Height (cm)	Polarization	Azimuth (deg)	Reading value (dBuV/m)	Correct Factor (dB)	Margin (dB)	Limit (dBuV/m)
3370.625000	38.4	200.0	V	359.0	40.9	-2.5	35.6	74
4086.875000	37.8	200.0	H	34.0	38.7	-0.9	36.2	74
4701.875000	40.4	200.0	H	289.0	39.6	0.8	33.6	74
6116.250000	43.9	200.0	V	302.0	38.5	5.4	30.1	74
6936.250000	45.7	200.0	H	140.0	39.6	6.1	28.3	74
7635.000000	42.9	200.0	H	24.0	36.0	6.9	31.1	74

Remark: 1. Correction Factor = Antenna factor+ Insertion loss (cable loss + amplifier gain)

Frequency (MHz)	Average (dBuV/m)	Height (cm)	Polarization	Azimuth (deg)	Reading value (dBuV/m)	Correct Factor (dB)	Margin (dB)	Limit (dBuV/m)
3370.625000	26.4	200.0	V	359.0	28.9	-2.5	27.6	54
4086.875000	26.8	200.0	H	34.0	27.7	-0.9	27.2	54
4701.875000	29.0	200.0	H	289.0	28.2	0.8	25.0	54
6116.250000	32.5	200.0	V	302.0	27.1	5.4	21.5	54
6913.125000	35.5	200.0	V	0.0	29.3	6.2	18.5	54
7636.250000	33.4	200.0	V	165.0	26.5	6.9	20.6	54

Remark: 1. Correction Factor = Antenna factor+ Insertion loss (cable loss + amplifier gain)

This report shall not be reproduced except in full, without the written approval of TA Technology (Shanghai) Co., Ltd.

802.11n (HT20) CH157

FCC RE 1G-3GHz PK+AV Class B

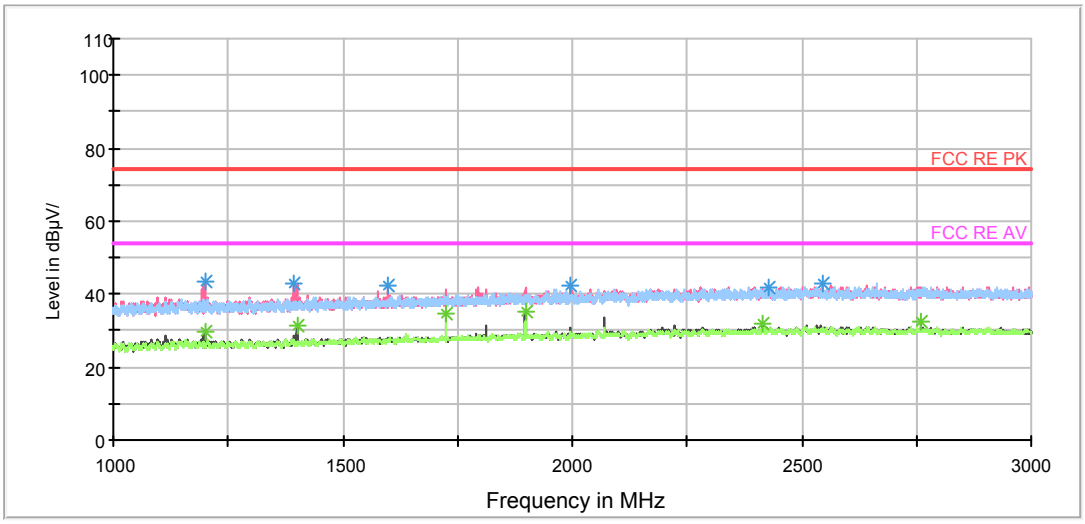

Radiates Emission from 1GHz to 3GHz

RE 3-18GHz PK+AV

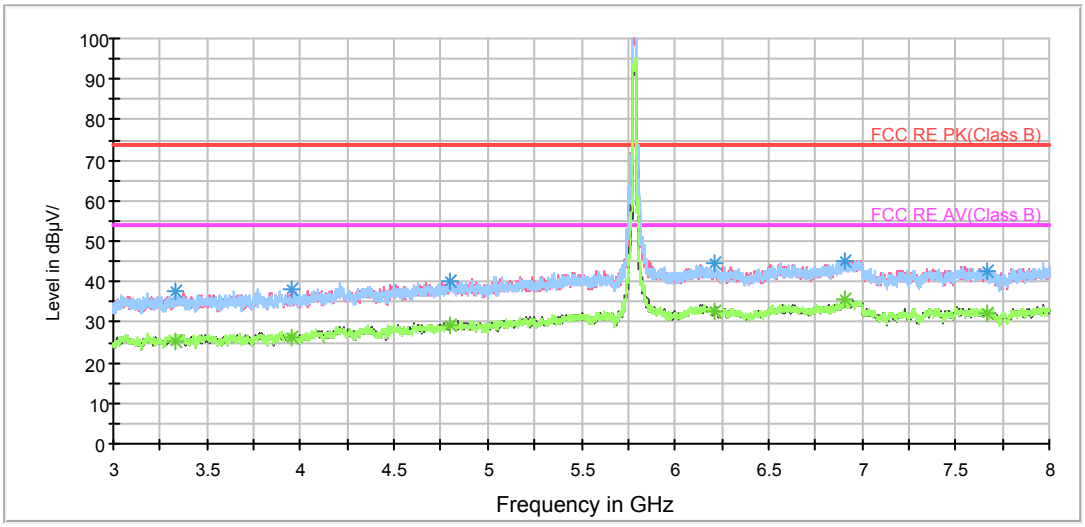

Note: The signal beyond the limit is carrier.

Radiates Emission from 3GHz to 8GHz

This report shall not be reproduced except in full, without the written approval of TA Technology (Shanghai) Co., Ltd.

RE 3-18GHz PK+AV

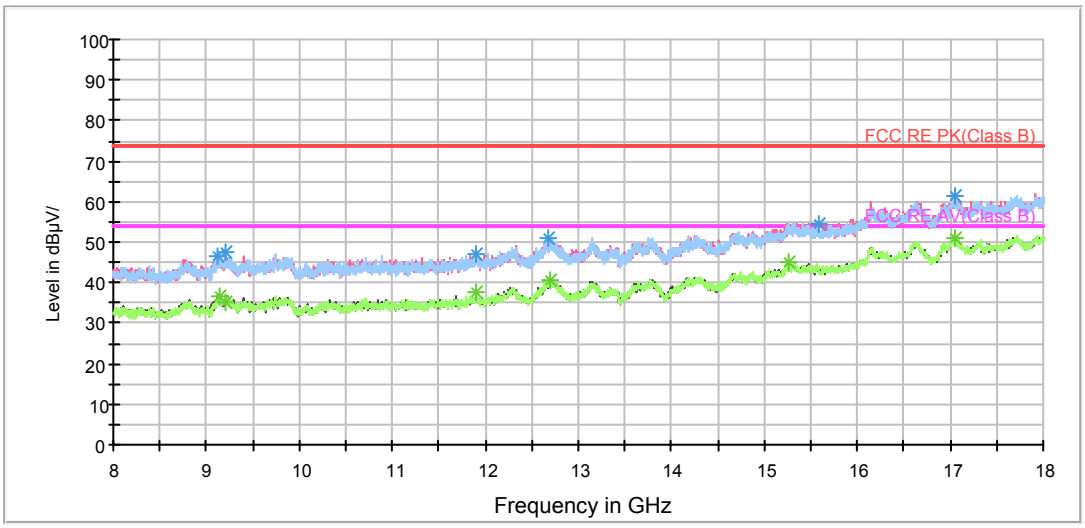

Radiates Emission from 8GHz to 18GHz

BELL_RE 18-26.5GHz PK+AV

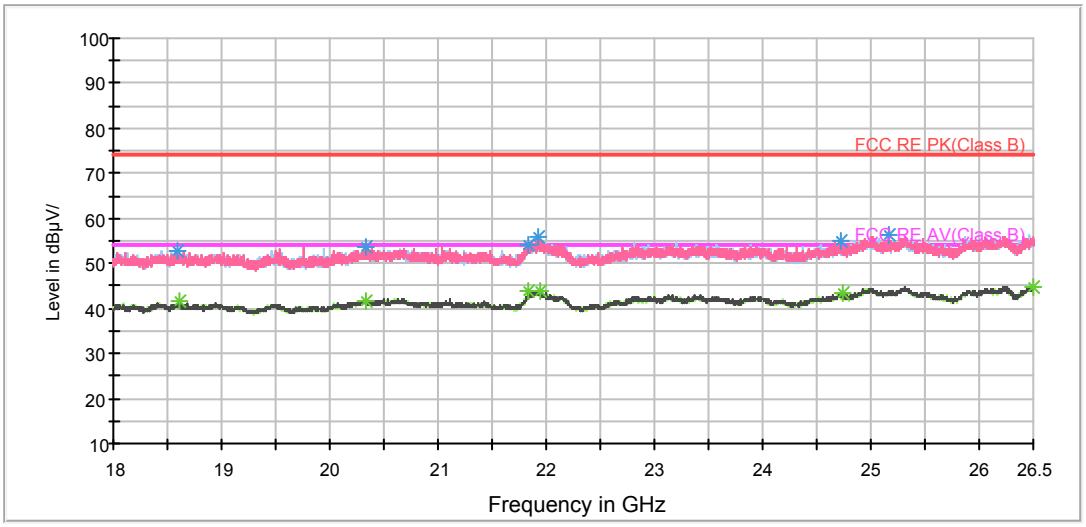

Radiates Emission from 18GHz to 26.5GHz

This report shall not be reproduced except in full, without the written approval of TA Technology (Shanghai) Co., Ltd.

BELL RE 26.5-40GHz PK+AV

Radiates Emission from 26.5GHz to 40GHz

Frequency (MHz)	Peak (dBuV/m)	Height (cm)	Polarization	Azimuth (deg)	Reading value (dBuV/m)	Correct Factor (dB)	Margin (dB)	Limit (dBuV/m)
3335.000000	37.7	200.0	H	162.0	40.0	-2.3	36.3	74
3950.625000	38.2	200.0	V	176.0	39.2	-1.0	35.8	74
4803.125000	40.3	200.0	V	235.0	39.0	1.3	33.7	74
6215.625000	44.4	200.0	V	254.0	39.0	5.4	29.6	74
6905.000000	45.2	200.0	V	165.0	38.9	6.3	28.8	74
7667.500000	42.4	200.0	V	206.0	35.6	6.8	31.6	74

Remark: 1. Correction Factor = Antenna factor+ Insertion loss (cable loss + amplifier gain)

Frequency (MHz)	Average (dBuV/m)	Height (cm)	Polarization	Azimuth (deg)	Reading value (dBuV/m)	Correct Factor (dB)	Margin (dB)	Limit (dBuV/m)
3335.000000	25.3	200.0	H	162.0	27.6	-2.3	28.7	54
3950.625000	26.0	200.0	V	176.0	27.0	-1.0	28.0	54
4803.125000	29.1	200.0	V	235.0	27.8	1.3	24.9	54
6215.625000	32.8	200.0	V	254.0	27.4	5.4	21.2	54
6905.625000	35.4	200.0	V	187.0	29.1	6.3	18.6	54
7672.500000	31.9	200.0	V	293.0	25.2	6.7	22.1	54

Remark: 1. Correction Factor = Antenna factor+ Insertion loss (cable loss + amplifier gain)

This report shall not be reproduced except in full, without the written approval of TA Technology (Shanghai) Co., Ltd.

802.11n (HT20) CH165

FCC RE 1G-3GHz PK+AV Class B

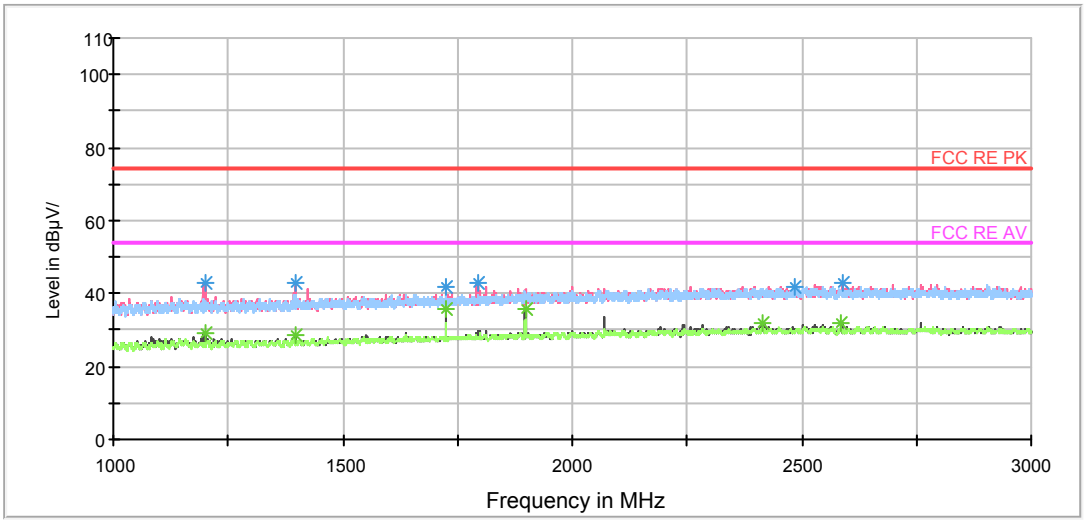

Radiates Emission from 1GHz to 3GHz

RE 3-18GHz PK+AV

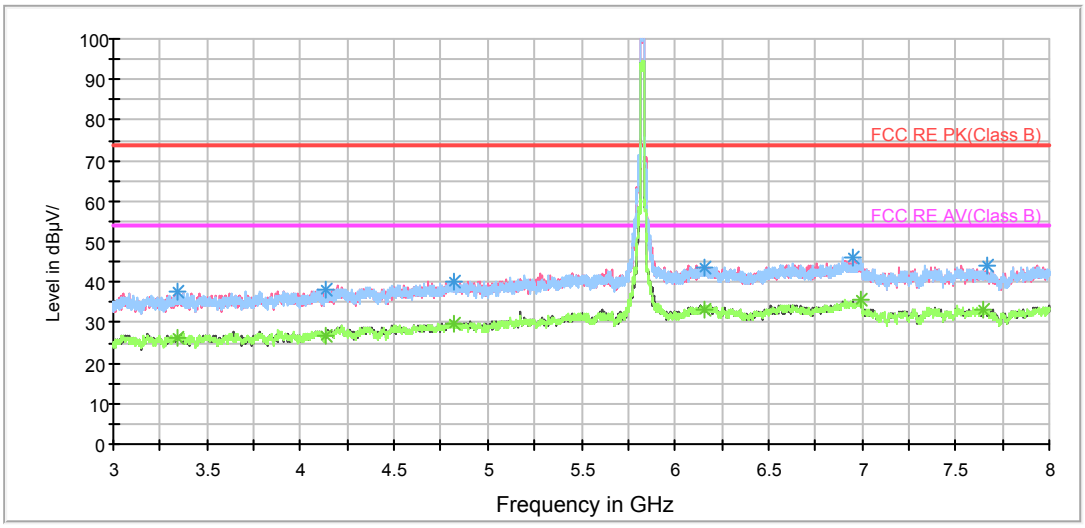

Note: The signal beyond the limit is carrier.

Radiates Emission from 3GHz to 8GHz

This report shall not be reproduced except in full, without the written approval of TA Technology (Shanghai) Co., Ltd.

RE 3-18GHz PK+AV

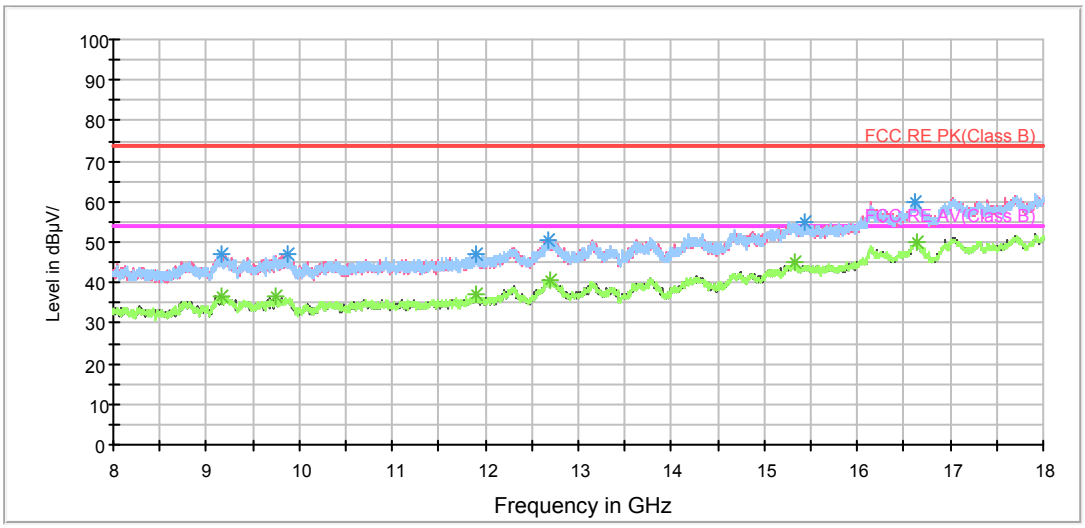

Radiates Emission from 8GHz to 18GHz

BELL_RE 18-26.5GHz PK+AV

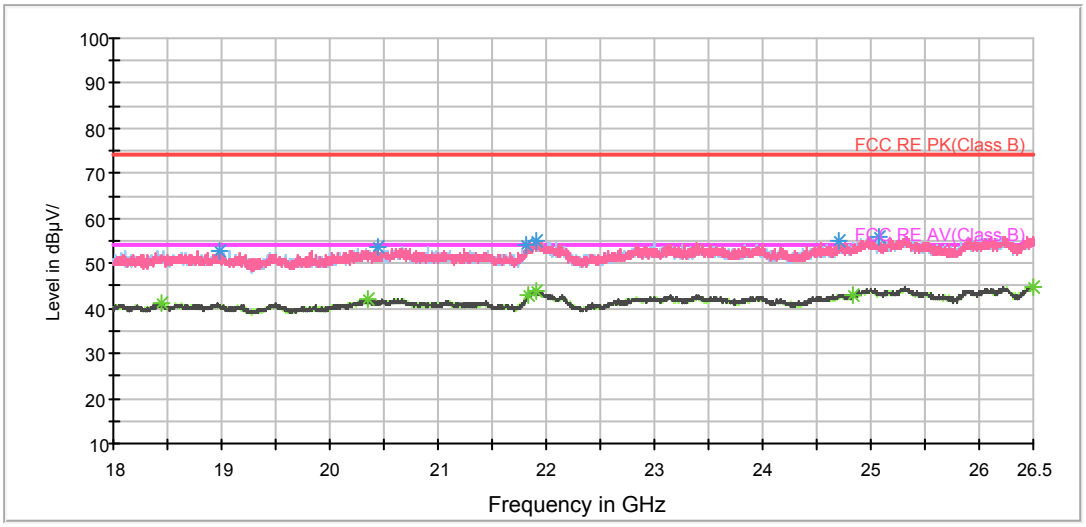

Radiates Emission from 18GHz to 26.5GHz

This report shall not be reproduced except in full, without the written approval of TA Technology (Shanghai) Co., Ltd.

BELL RE 26.5-40GHz PK+AV

Radiates Emission from 26.5GHz to 40GHz

Frequency (MHz)	Peak (dBuV/m)	Height (cm)	Polarization	Azimuth (deg)	Reading value (dBuV/m)	Correct Factor (dB)	Margin (dB)	Limit (dBuV/m)
3337.500000	37.7	200.0	H	17.0	40.0	-2.3	36.3	74
4138.125000	38.3	200.0	H	46.0	38.6	-0.3	35.7	74
4821.250000	40.3	200.0	H	123.0	39.0	1.3	33.7	74
6163.750000	43.6	200.0	V	326.0	38.0	5.6	30.4	74
6949.375000	46.2	200.0	V	247.0	40.0	6.2	27.8	74
7665.000000	43.9	200.0	H	123.0	37.1	6.8	30.1	74

Remark: 1. Correction Factor = Antenna factor+ Insertion loss (cable loss + amplifier gain)

Frequency (MHz)	Average (dBuV/m)	Height (cm)	Polarization	Azimuth (deg)	Reading value (dBuV/m)	Correct Factor (dB)	Margin (dB)	Limit (dBuV/m)
3337.500000	26.4	200.0	H	17.0	28.7	-2.3	27.6	54
4138.125000	26.7	200.0	H	46.0	27.0	-0.3	27.3	54
4821.250000	29.6	200.0	H	123.0	28.3	1.3	24.4	54
6163.750000	33.3	200.0	V	326.0	27.7	5.6	20.7	54
6990.000000	35.7	200.0	V	238.0	29.2	6.5	18.3	54
7651.250000	33.4	200.0	V	268.0	26.5	6.9	20.6	54

Remark: 1. Correction Factor = Antenna factor+ Insertion loss (cable loss + amplifier gain)

802.11n (HT40) CH38

This report shall not be reproduced except in full, without the written approval of TA Technology (Shanghai) Co., Ltd.

FCC RE 1G-3GHz PK+AV Class B

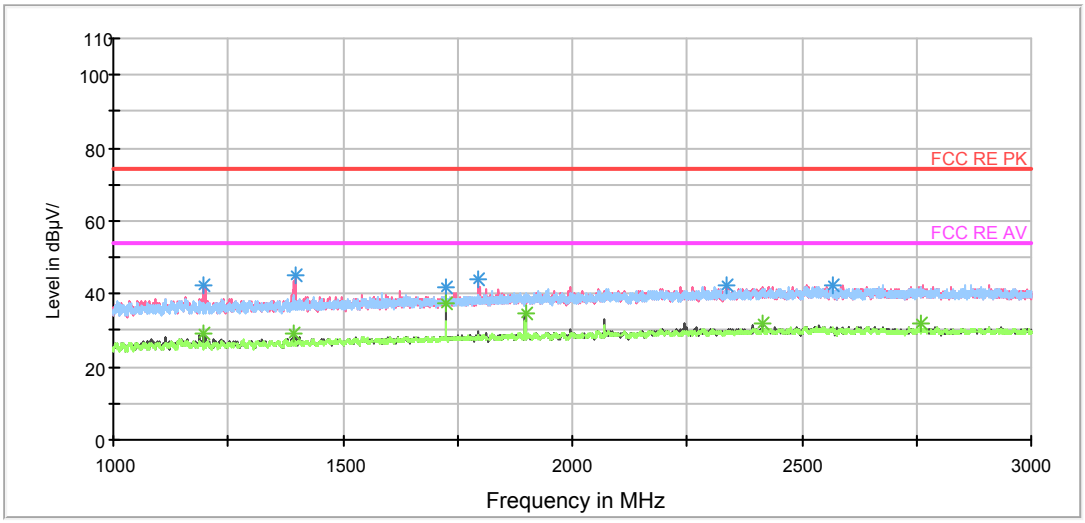

Radiates Emission from 1GHz to 3GHz

RE 3-18GHz PK+AV

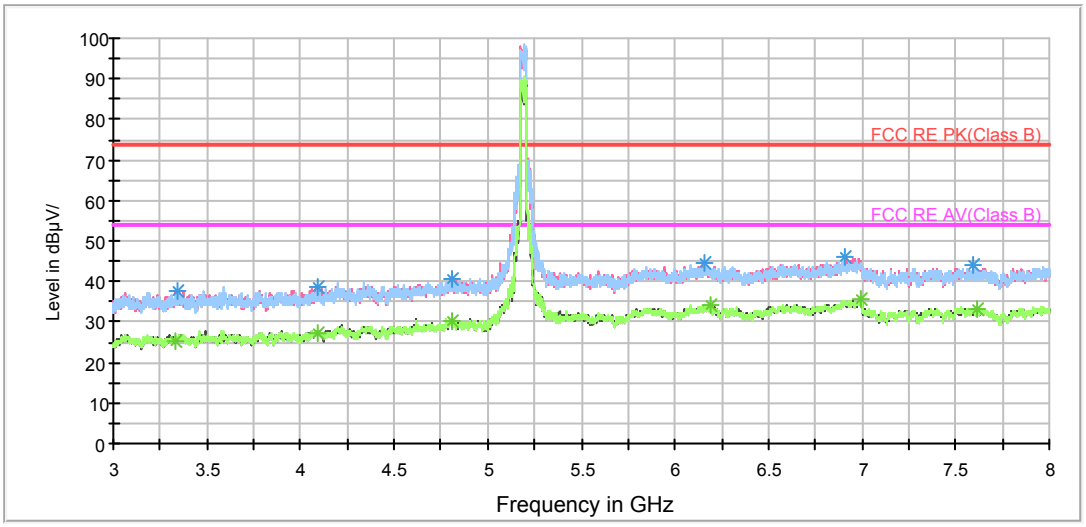

Note: The signal beyond the limit is carrier.

Radiates Emission from 3GHz to 8GHz

This report shall not be reproduced except in full, without the written approval of TA Technology (Shanghai) Co., Ltd.

RE 3-18GHz PK+AV

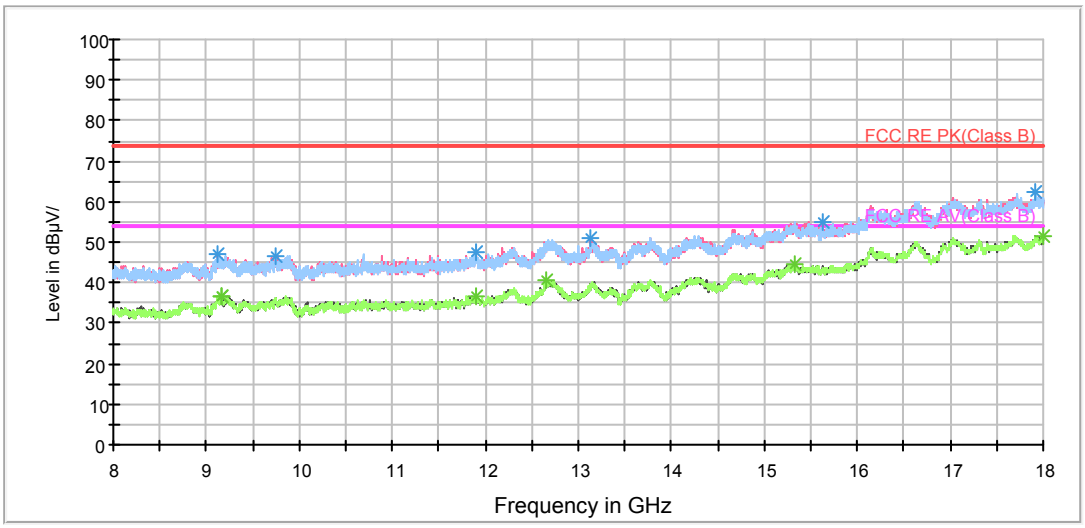

Radiates Emission from 8GHz to 18GHz

BELL_RE 18-26.5GHz PK+AV

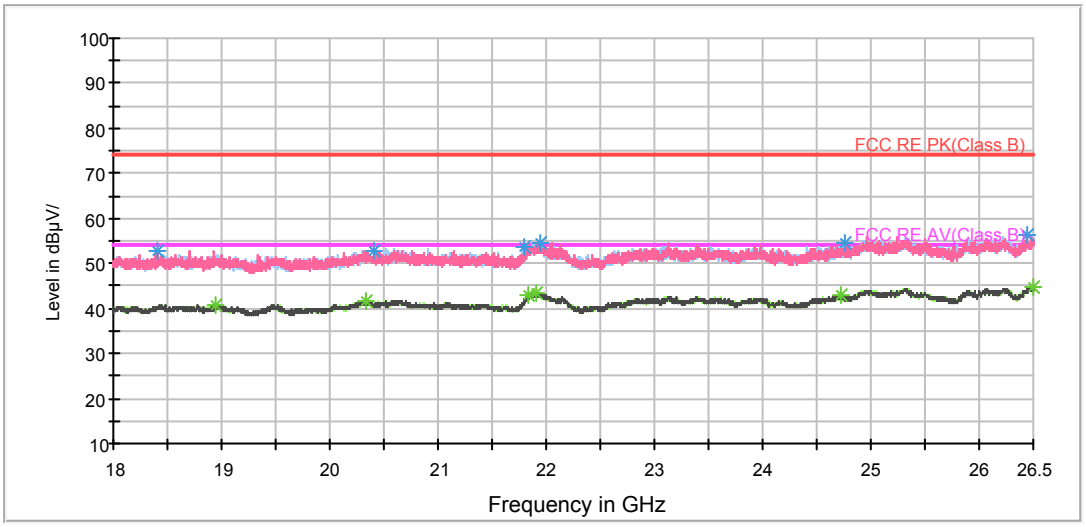

Radiates Emission from 18GHz to 26.5GHz

This report shall not be reproduced except in full, without the written approval of TA Technology (Shanghai) Co., Ltd.

BELL RE 26.5-40GHz PK+AV

Radiates Emission from 26.5GHz to 40GHz

Frequency (MHz)	Peak (dBuV/m)	Height (cm)	Polarization	Azimuth (deg)	Reading value (dBuV/m)	Correct Factor (dB)	Margin (dB)	Limit (dBuV/m)
3338.125000	37.5	200.0	V	237.0	39.8	-2.3	36.5	74
4092.500000	38.8	200.0	H	164.0	39.7	-0.9	35.2	74
4807.500000	40.4	200.0	V	288.0	39.1	1.3	33.6	74
6163.750000	44.7	200.0	H	105.0	39.1	5.6	29.3	74
6905.000000	46.1	200.0	H	283.0	39.8	6.3	27.9	74
7596.875000	43.9	200.0	V	56.0	36.9	7.0	30.1	74

Remark: 1. Correction Factor = Antenna factor+ Insertion loss (cable loss + amplifier gain)

Frequency (MHz)	Average (dBuV/m)	Height (cm)	Polarization	Azimuth (deg)	Reading value (dBuV/m)	Correct Factor (dB)	Margin (dB)	Limit (dBuV/m)
3335.625000	25.4	200.0	V	0.0	27.7	-2.3	28.6	54
4092.500000	27.1	200.0	H	164.0	28.0	-0.9	26.9	54
4807.500000	30.1	200.0	V	288.0	28.8	1.3	23.9	54
6186.875000	34.4	200.0	V	108.0	29.0	5.4	19.6	54
6996.250000	35.4	200.0	V	349.0	28.9	6.5	18.6	54
7615.625000	33.2	200.0	V	297.0	26.4	6.8	20.8	54

Remark: 1. Correction Factor = Antenna factor+ Insertion loss (cable loss + amplifier gain)

This report shall not be reproduced except in full, without the written approval of TA Technology (Shanghai) Co., Ltd.

802.11n (HT40) CH46

FCC RE 1G-3GHz PK+AV Class B

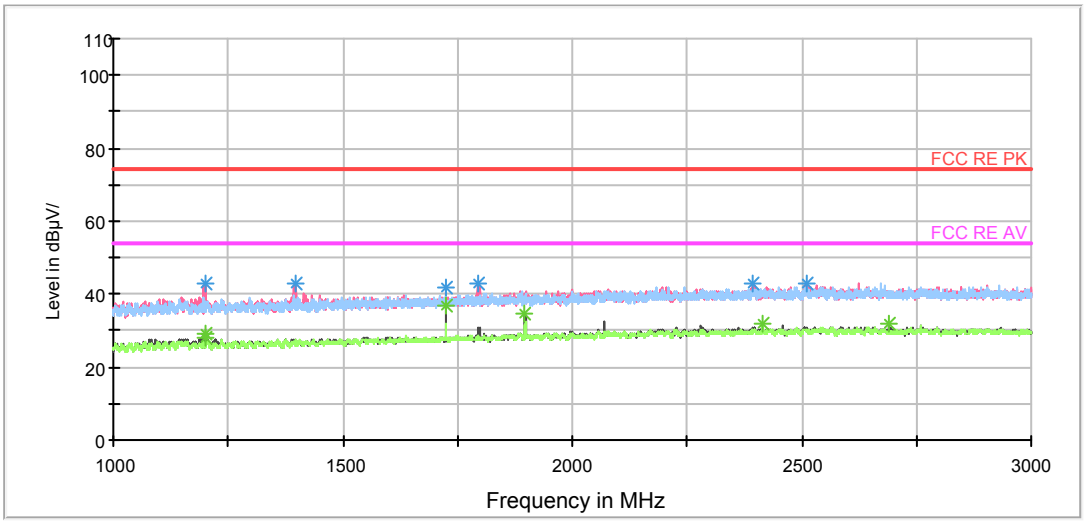

Radiates Emission from 1GHz to 3GHz

RE 3-18GHz PK+AV

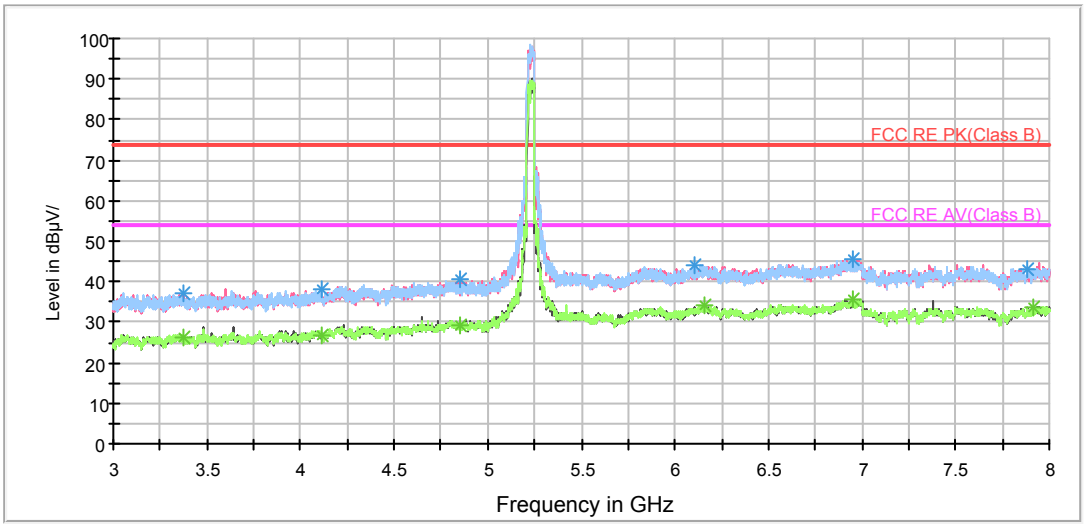

Note: The signal beyond the limit is carrier.

Radiates Emission from 3GHz to 8GHz

This report shall not be reproduced except in full, without the written approval of TA Technology (Shanghai) Co., Ltd.

RE 3-18GHz PK+AV

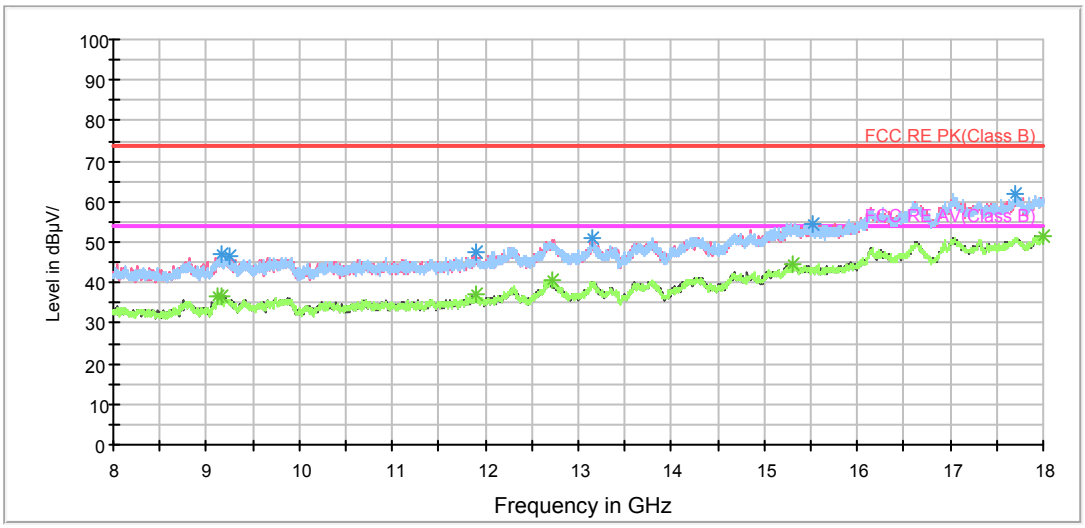

Radiates Emission from 8GHz to 18GHz

BELL_RE 18-26.5GHz PK+AV

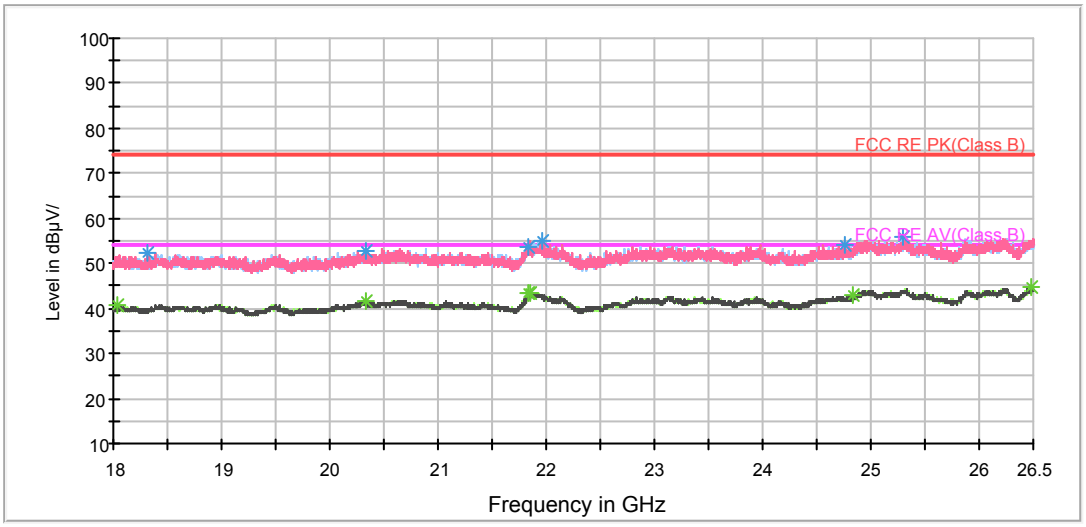

Radiates Emission from 18GHz to 26.5GHz

This report shall not be reproduced except in full, without the written approval of TA Technology (Shanghai) Co., Ltd.

BELL RE 26.5-40GHz PK+AV

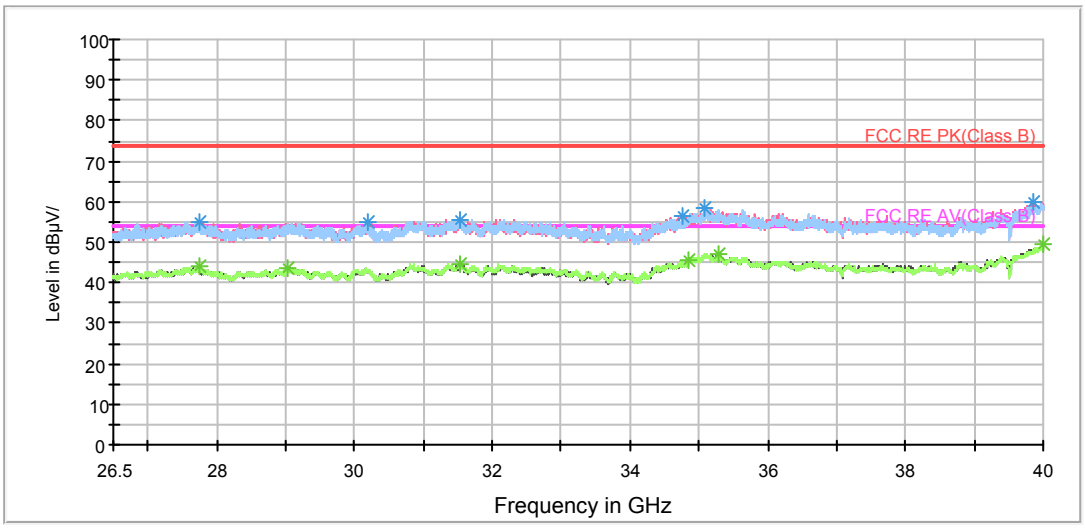

Radiates Emission from 26.5GHz to 40GHz

Frequency (MHz)	Peak (dBuV/m)	Height (cm)	Polarization	Azimuth (deg)	Reading value (dBuV/m)	Correct Factor (dB)	Margin (dB)	Limit (dBuV/m)
3376.875000	37.2	200.0	V	214.0	39.8	-2.6	36.8	74
4114.375000	38.1	200.0	H	1.0	38.7	-0.6	35.9	74
4853.125000	40.4	200.0	H	203.0	38.8	1.6	33.6	74
6102.500000	44.3	200.0	V	86.0	39.2	5.1	29.7	74
6953.750000	45.6	200.0	V	135.0	39.4	6.2	28.4	74
7878.750000	43.2	200.0	V	184.0	36.2	7.0	30.8	74

Remark: 1. Correction Factor = Antenna factor+ Insertion loss (cable loss + amplifier gain)

Frequency (MHz)	Average (dBuV/m)	Height (cm)	Polarization	Azimuth (deg)	Reading value (dBuV/m)	Correct Factor (dB)	Margin (dB)	Limit (dBuV/m)
3376.875000	26.4	200.0	V	214.0	29.0	-2.6	27.6	54
4114.375000	26.7	200.0	H	1.0	27.3	-0.6	27.3	54
4853.125000	29.0	200.0	H	203.0	27.4	1.6	25.0	54
6155.000000	34.2	200.0	H	30.0	28.6	5.6	19.8	54
6950.000000	35.4	200.0	V	233.0	29.2	6.2	18.6	54
7915.625000	33.6	200.0	H	97.0	26.4	7.2	20.4	54

Remark: 1. Correction Factor = Antenna factor+ Insertion loss (cable loss + amplifier gain)

This report shall not be reproduced except in full, without the written approval of TA Technology (Shanghai) Co., Ltd.

802.11n (HT40) CH54

FCC RE 1G-3GHz PK+AV Class B

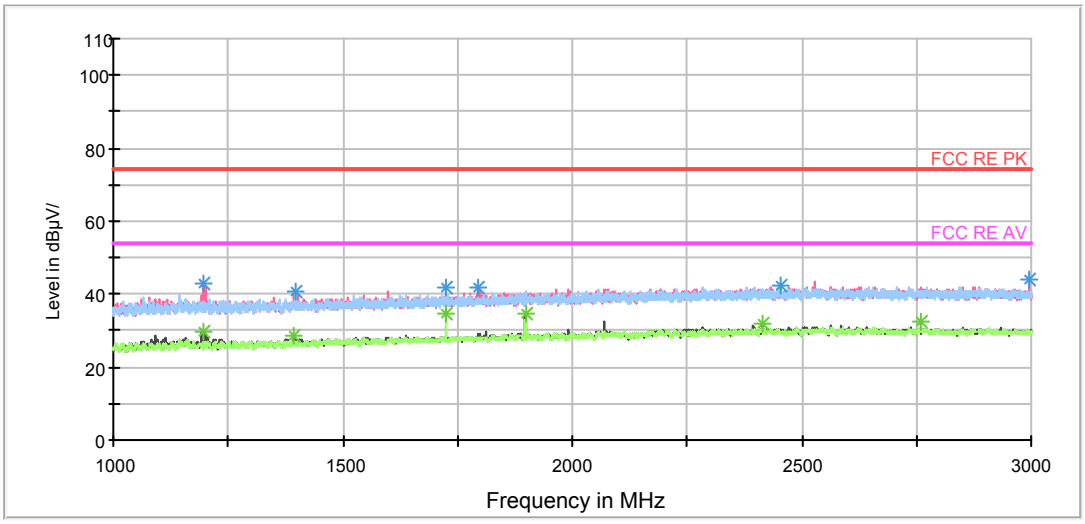

Radiates Emission from 1GHz to 3GHz

RE 3-18GHz PK+AV

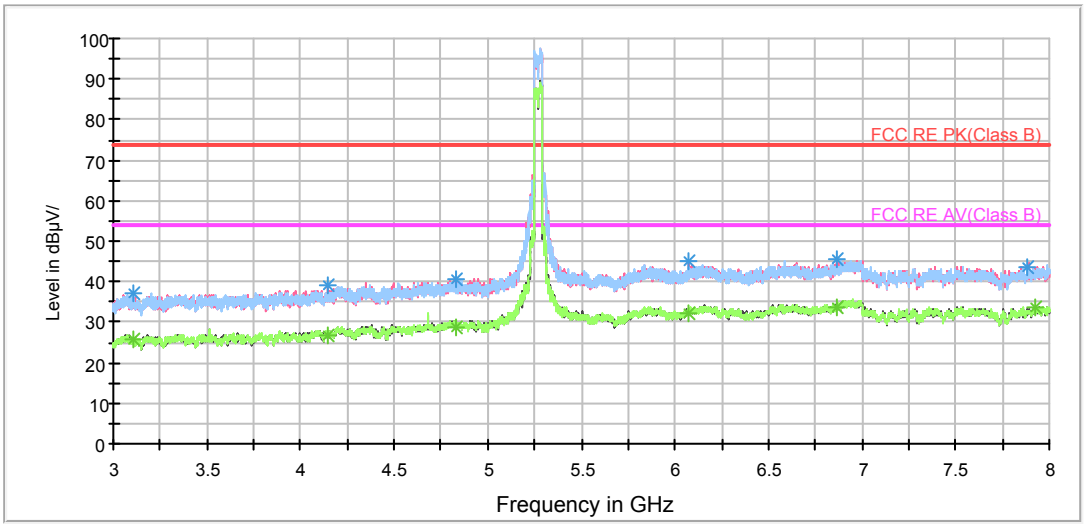

Note: The signal beyond the limit is carrier.

Radiates Emission from 3GHz to 8GHz

This report shall not be reproduced except in full, without the written approval of TA Technology (Shanghai) Co., Ltd.

RE 3-18GHz PK+AV

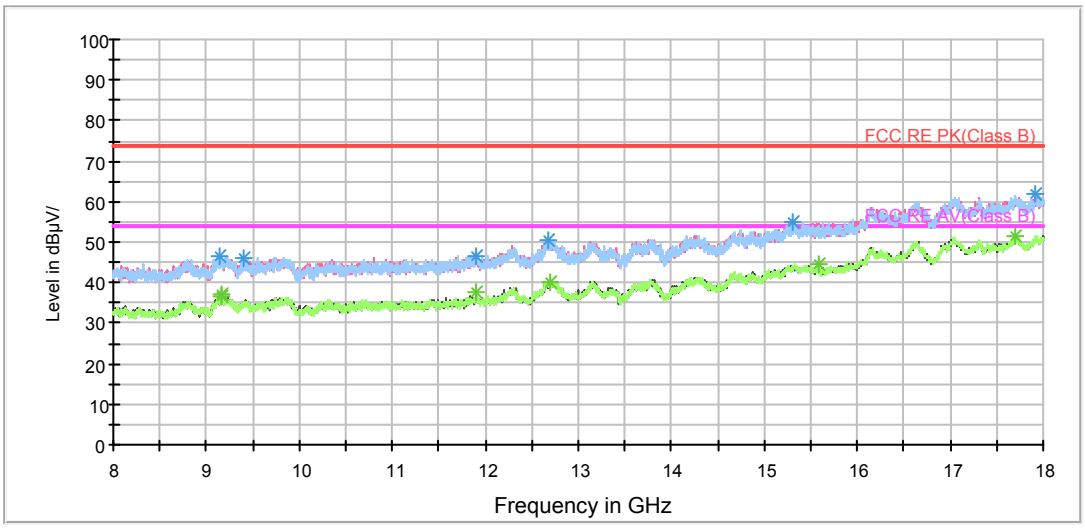

Radiates Emission from 8GHz to 18GHz

BELL_RE 18-26.5GHz PK+AV

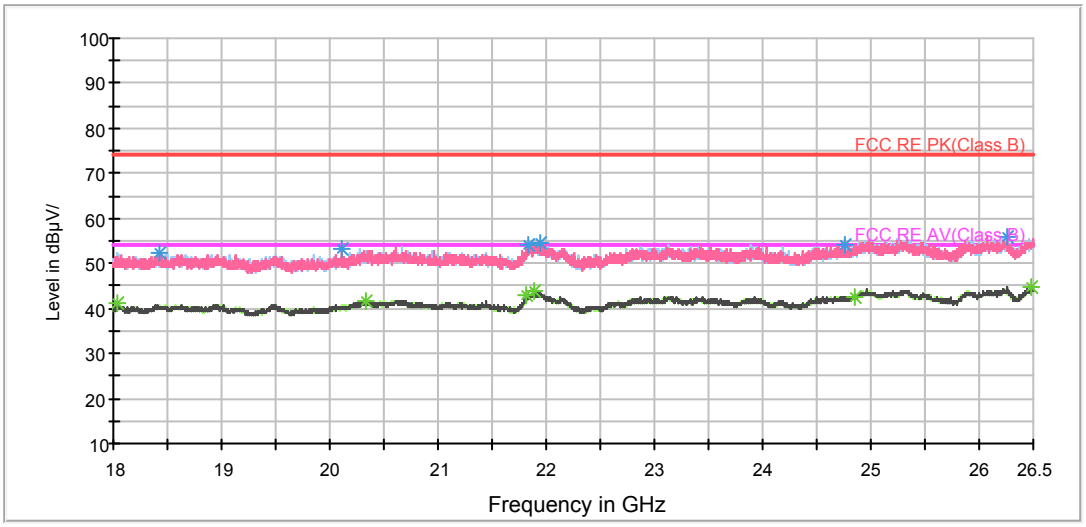

Radiates Emission from 18GHz to 26.5GHz

This report shall not be reproduced except in full, without the written approval of TA Technology (Shanghai) Co., Ltd.

BELL RE 26.5-40GHz PK+AV

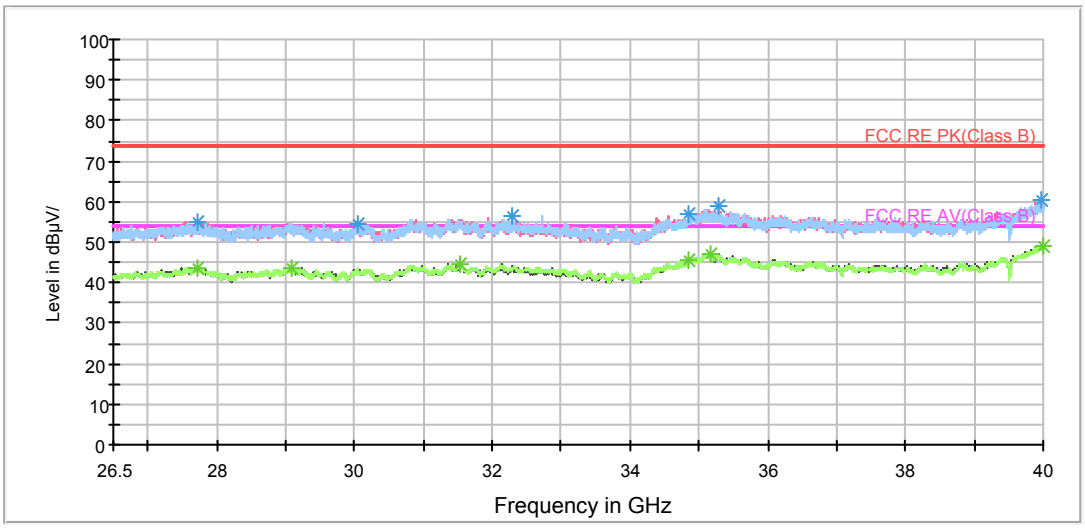

Radiates Emission from 26.5GHz to 40GHz

Frequency (MHz)	Peak (dBuV/m)	Height (cm)	Polarization	Azimuth (deg)	Reading value (dBuV/m)	Correct Factor (dB)	Margin (dB)	Limit (dBuV/m)
3110.000000	37.0	200.0	H	149.0	39.7	-2.7	37.0	74
4141.875000	38.9	200.0	V	138.0	39.1	-0.2	35.1	74
4830.625000	40.7	200.0	V	0.0	39.2	1.5	33.3	74
6078.125000	44.9	200.0	V	0.0	39.7	5.2	29.1	74
6865.000000	45.3	200.0	V	107.0	39.4	5.9	28.7	74
7881.250000	43.7	200.0	H	168.0	36.5	7.2	30.3	74

Remark: 1. Correction Factor = Antenna factor+ Insertion loss (cable loss + amplifier gain)

Frequency (MHz)	Average (dBuV/m)	Height (cm)	Polarization	Azimuth (deg)	Reading value (dBuV/m)	Correct Factor (dB)	Margin (dB)	Limit (dBuV/m)
3110.000000	25.9	200.0	H	149.0	28.6	-2.7	28.1	54
4141.875000	26.9	200.0	V	138.0	27.1	-0.2	27.1	54
4830.625000	28.7	200.0	V	0.0	27.2	1.5	25.3	54
6078.125000	32.4	200.0	V	0.0	27.2	5.2	21.6	54
6865.000000	33.5	200.0	V	107.0	27.6	5.9	20.5	54
7920.000000	33.6	200.0	H	119.0	26.4	7.2	20.4	54

Remark: 1. Correction Factor = Antenna factor+ Insertion loss (cable loss + amplifier gain)

This report shall not be reproduced except in full, without the written approval of TA Technology (Shanghai) Co., Ltd.

802.11n (HT40) CH62

FCC RE 1G-3GHz PK+AV Class B

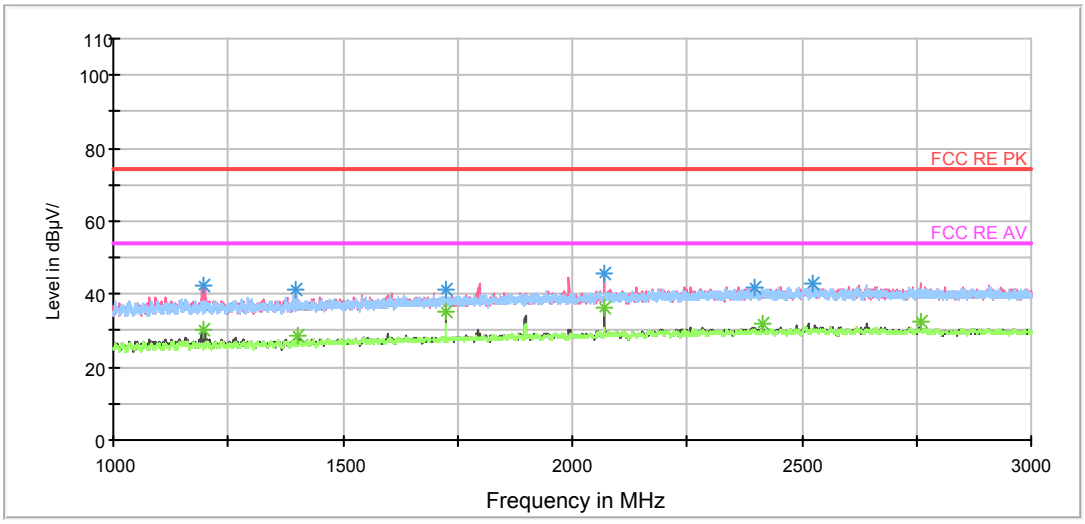

Radiates Emission from 1GHz to 3GHz

RE 3-18GHz PK+AV

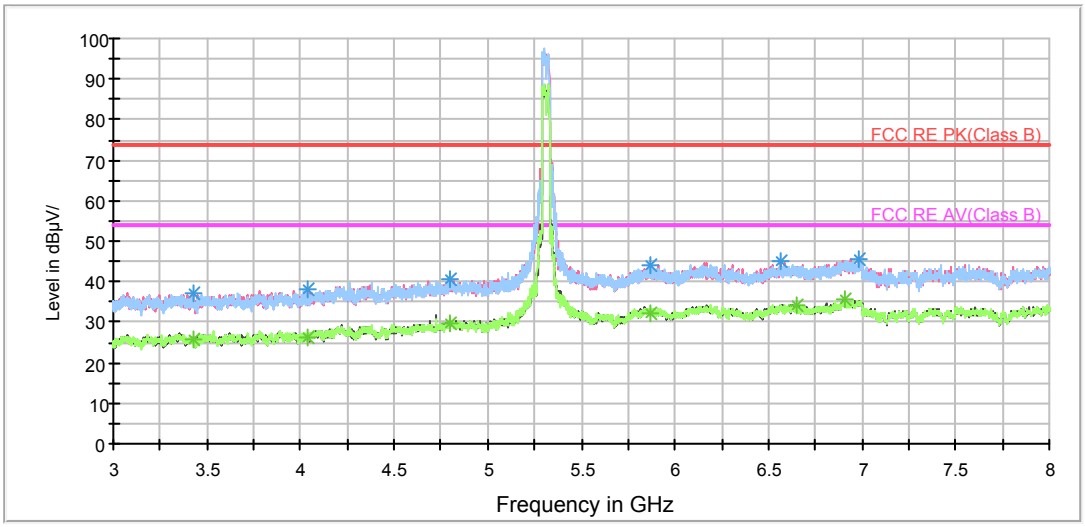

Note: The signal beyond the limit is carrier.

Radiates Emission from 3GHz to 8GHz

This report shall not be reproduced except in full, without the written approval of TA Technology (Shanghai) Co., Ltd.

RE 3-18GHz PK+AV

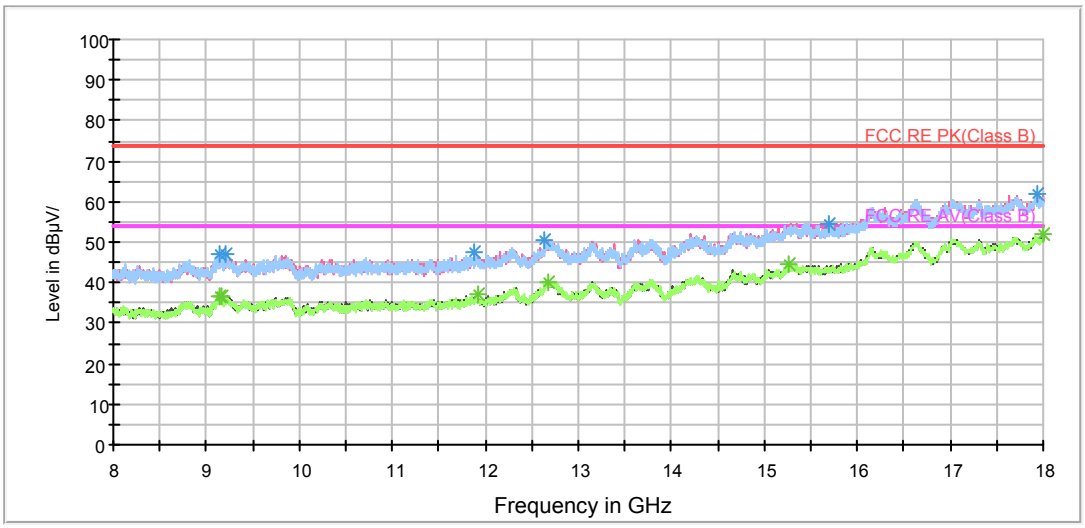

Radiates Emission from 8GHz to 18GHz

BELL_RE 18-26.5GHz PK+AV

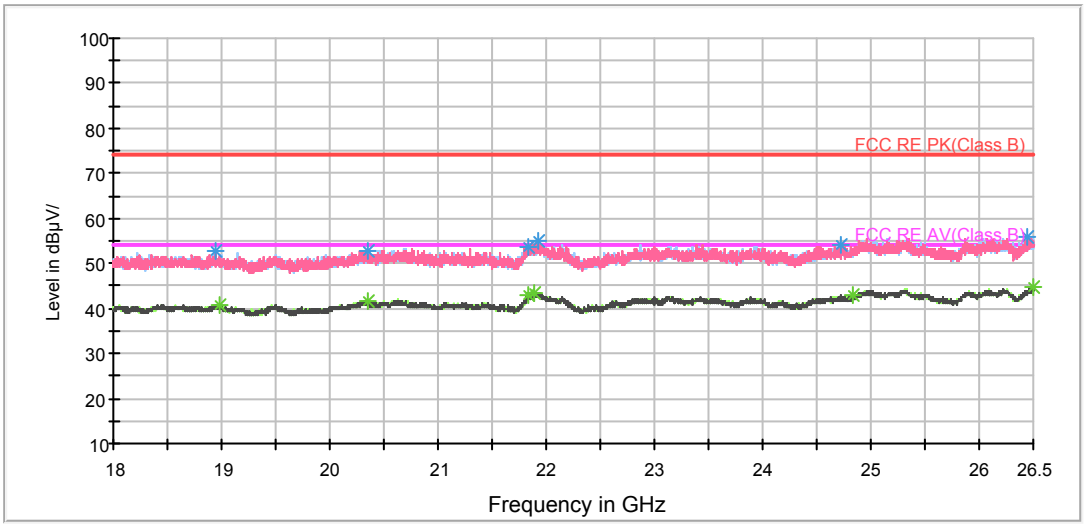

Radiates Emission from 18GHz to 26.5GHz

This report shall not be reproduced except in full, without the written approval of TA Technology (Shanghai) Co., Ltd.

BELL RE 26.5-40GHz PK+AV

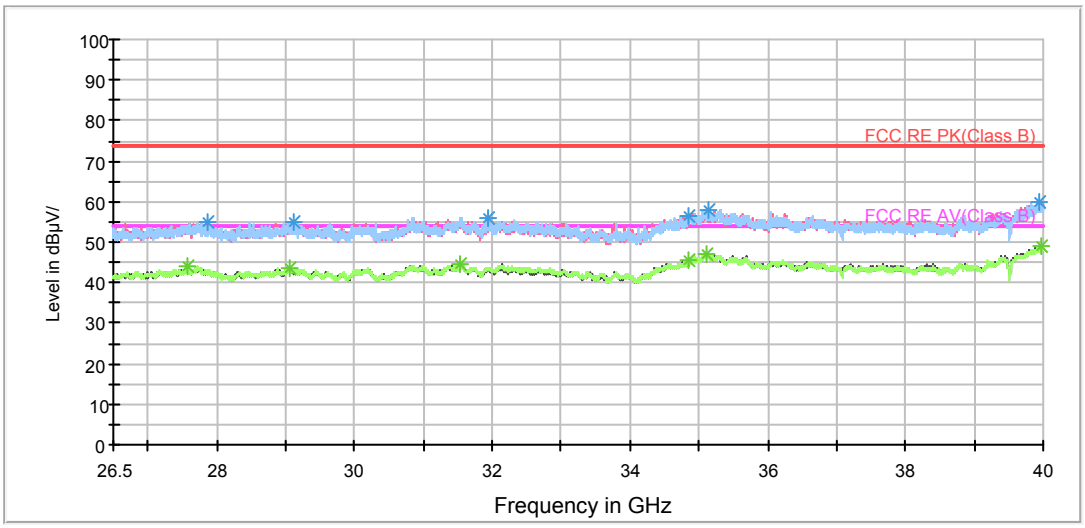

Radiates Emission from 26.5GHz to 40GHz

Frequency (MHz)	Peak (dBuV/m)	Height (cm)	Polarization	Azimuth (deg)	Reading value (dBuV/m)	Correct Factor (dB)	Margin (dB)	Limit (dBuV/m)
3426.875000	37.2	200.0	V	350.0	39.7	-2.5	36.8	74
4033.750000	37.9	200.0	H	112.0	39.0	-1.1	36.1	74
4801.875000	40.7	200.0	V	55.0	39.4	1.3	33.3	74
5874.375000	43.9	200.0	H	43.0	39.0	4.9	30.1	74
6568.750000	44.9	200.0	V	0.0	39.4	5.5	29.1	74
6985.625000	45.7	200.0	V	303.0	39.5	6.2	28.3	74

Remark: 1. Correction Factor = Antenna factor+ Insertion loss (cable loss + amplifier gain)

Frequency (MHz)	Average (dBuV/m)	Height (cm)	Polarization	Azimuth (deg)	Reading value (dBuV/m)	Correct Factor (dB)	Margin (dB)	Limit (dBuV/m)
3426.875000	25.9	200.0	V	350.0	28.4	-2.5	28.1	54
4033.750000	26.4	200.0	H	112.0	27.5	-1.1	27.6	54
4801.875000	29.5	200.0	V	55.0	28.2	1.3	24.5	54
5874.375000	32.3	200.0	H	43.0	27.4	4.9	21.7	54
6646.250000	34.4	200.0	H	24.0	28.9	5.5	19.6	54
6913.125000	35.5	200.0	H	133.0	29.3	6.2	18.5	54

Remark: 1. Correction Factor = Antenna factor+ Insertion loss (cable loss + amplifier gain)

This report shall not be reproduced except in full, without the written approval of TA Technology (Shanghai) Co., Ltd.

802.11n (HT40) CH102

FCC RE 1G-3GHz PK+AV Class B

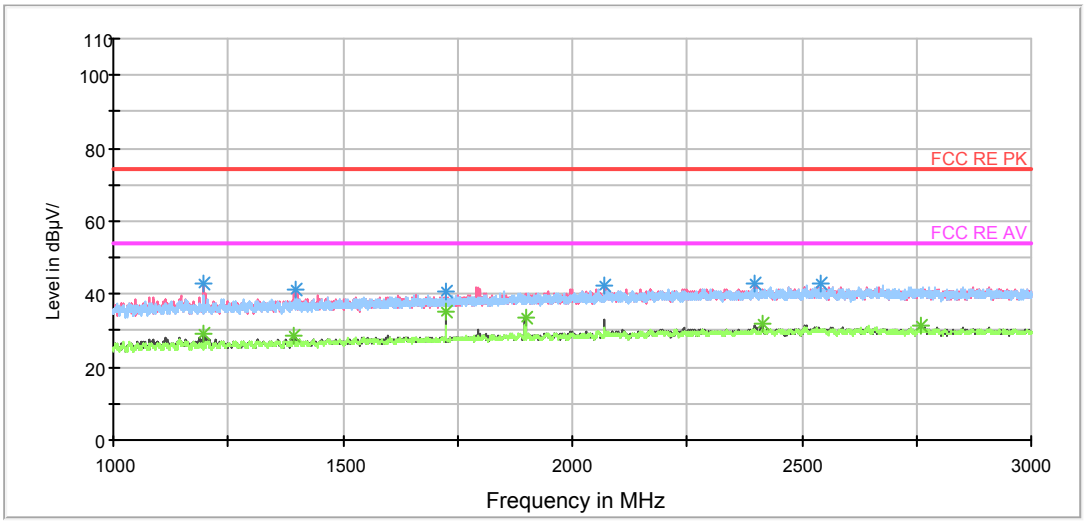

Radiates Emission from 1GHz to 3GHz

RE 3-18GHz PK+AV

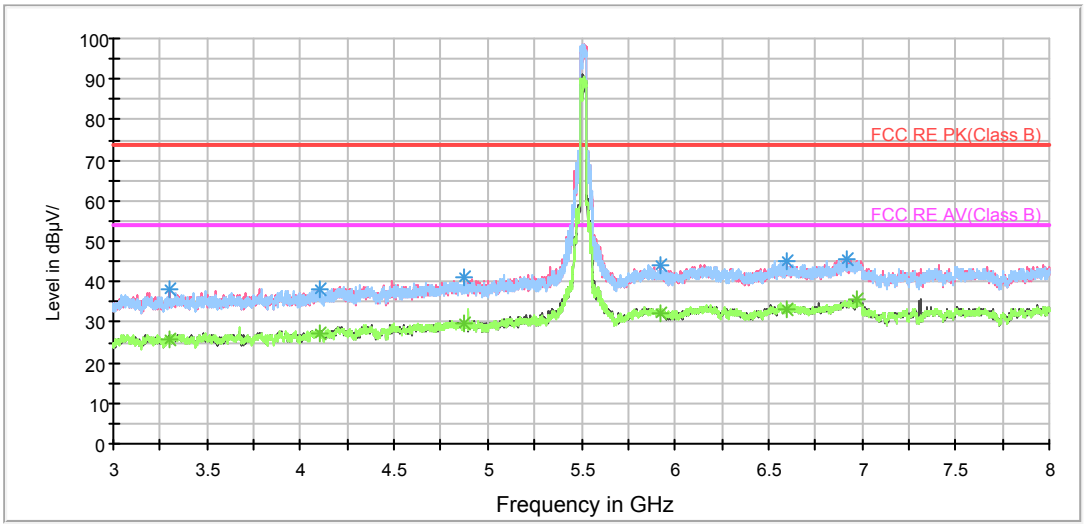

Note: The signal beyond the limit is carrier.

Radiates Emission from 3GHz to 8GHz

This report shall not be reproduced except in full, without the written approval of TA Technology (Shanghai) Co., Ltd.

RE 3-18GHz PK+AV

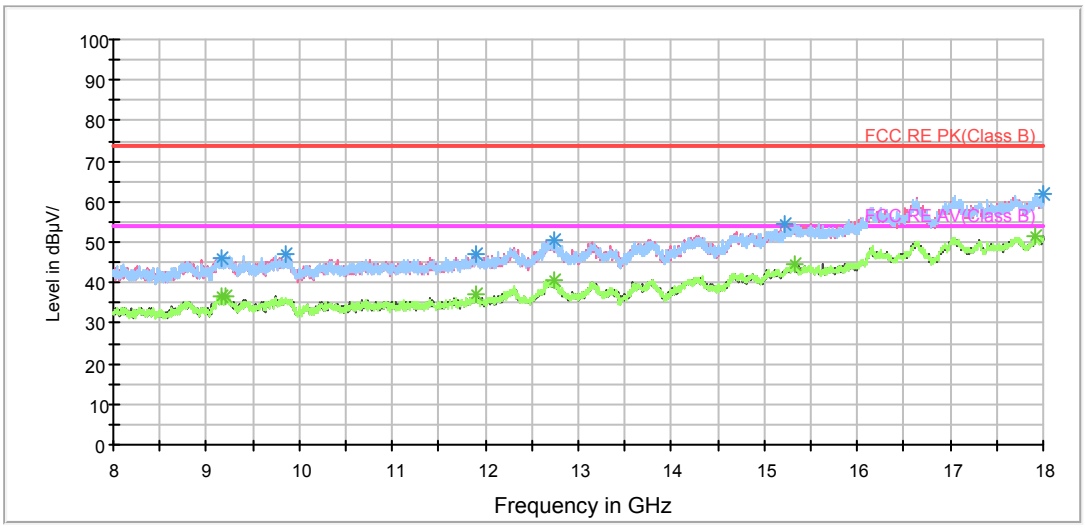

Radiates Emission from 8GHz to 18GHz

BELL_RE 18-26.5GHz PK+AV

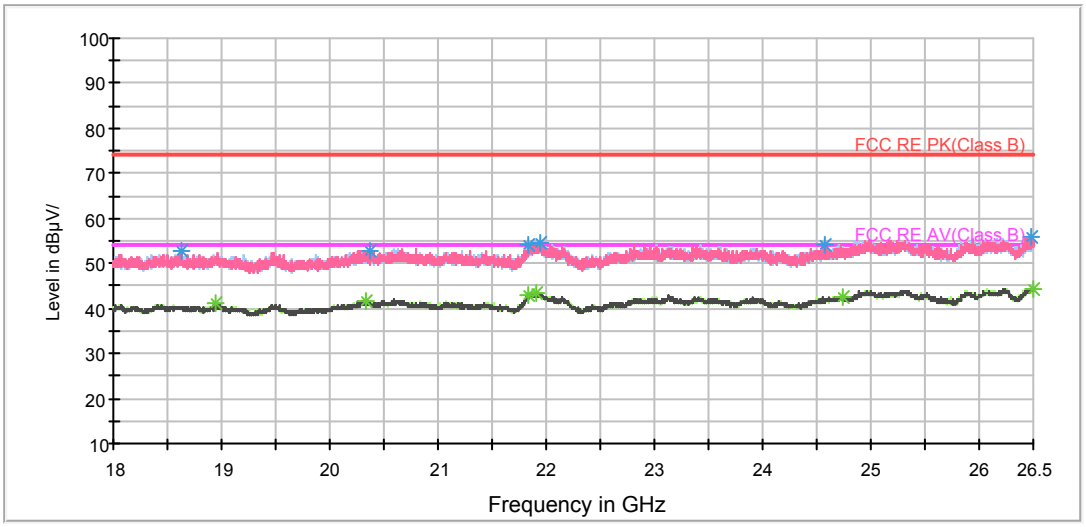

Radiates Emission from 18GHz to 26.5GHz

This report shall not be reproduced except in full, without the written approval of TA Technology (Shanghai) Co., Ltd.

BELL RE 26.5-40GHz PK+AV

Radiates Emission from 26.5GHz to 40GHz

Frequency (MHz)	Peak (dBuV/m)	Height (cm)	Polarization	Azimuth (deg)	Reading value (dBuV/m)	Correct Factor (dB)	Margin (dB)	Limit (dBuV/m)
3301.875000	37.9	200.0	V	255.0	40.1	-2.2	36.1	74
4103.125000	38.3	200.0	V	294.0	39.2	-0.9	35.7	74
4870.000000	41.0	200.0	V	304.0	39.2	1.8	33.0	74
5921.875000	44.1	200.0	V	0.0	39.3	4.8	29.9	74
6598.125000	45.1	200.0	V	158.0	39.4	5.7	28.9	74
6921.875000	45.3	200.0	V	187.0	39.1	6.2	28.7	74

Remark: 1. Correction Factor = Antenna factor+ Insertion loss (cable loss + amplifier gain)

Frequency (MHz)	Average (dBuV/m)	Height (cm)	Polarization	Azimuth (deg)	Reading value (dBuV/m)	Correct Factor (dB)	Margin (dB)	Limit (dBuV/m)
3301.875000	25.9	200.0	V	255.0	28.1	-2.2	28.1	54
4099.375000	27.2	200.0	V	0.0	28.2	-1.0	26.8	54
4870.000000	29.5	200.0	V	304.0	27.7	1.8	24.5	54
5921.875000	32.2	200.0	V	0.0	27.4	4.8	21.8	54
6598.125000	33.2	200.0	V	158.0	27.5	5.7	20.8	54
6971.250000	35.7	200.0	H	0.0	29.4	6.3	18.3	54

Remark: 1. Correction Factor = Antenna factor+ Insertion loss (cable loss + amplifier gain)

This report shall not be reproduced except in full, without the written approval of TA Technology (Shanghai) Co., Ltd.

802.11n (HT40) CH118

FCC RE 1G-3GHz PK+AV Class B

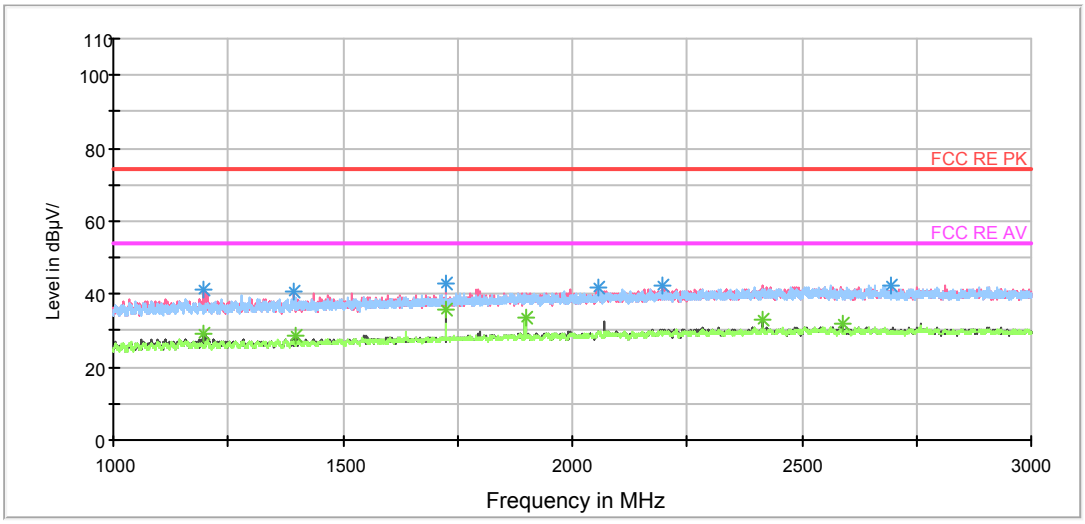

Radiates Emission from 1GHz to 3GHz

RE 3-18GHz PK+AV

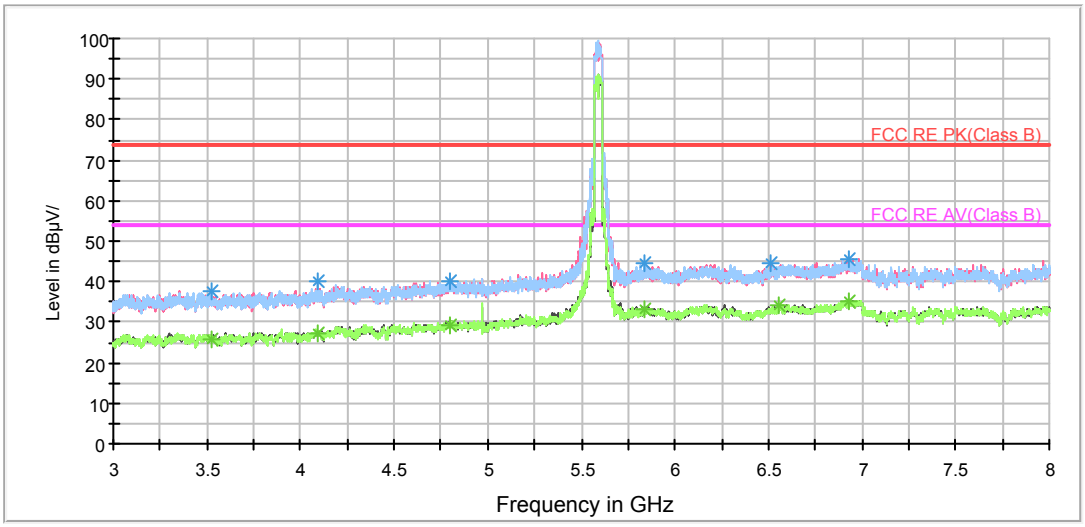

Note: The signal beyond the limit is carrier.

Radiates Emission from 3GHz to 8GHz

This report shall not be reproduced except in full, without the written approval of TA Technology (Shanghai) Co., Ltd.

RE 3-18GHz PK+AV

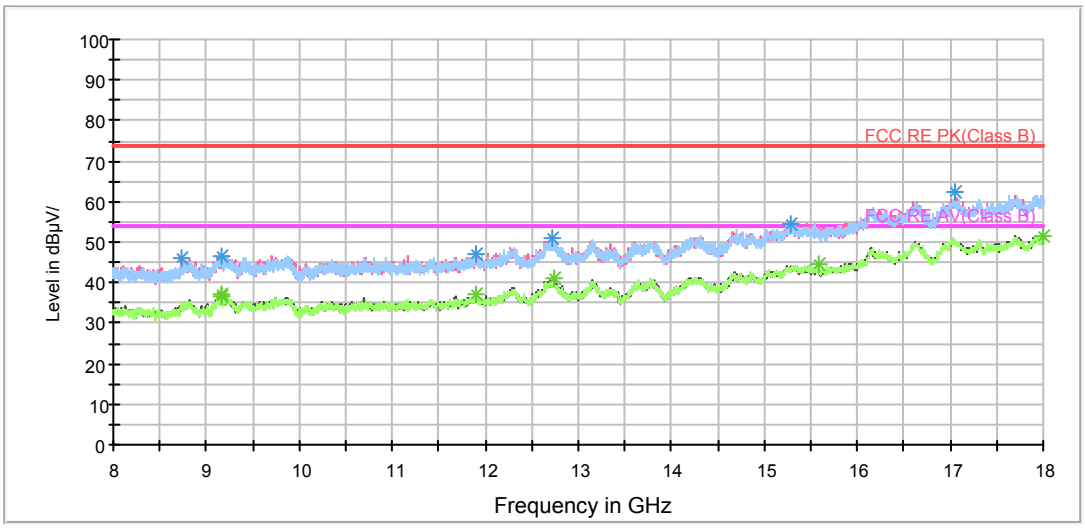

Radiates Emission from 8GHz to 18GHz

BELL_RE 18-26.5GHz PK+AV

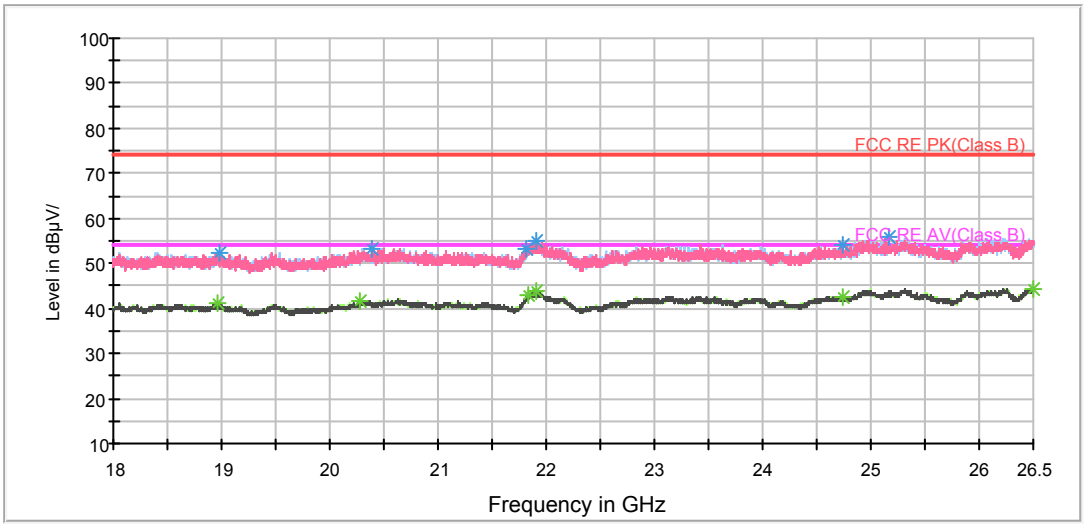

Radiates Emission from 18GHz to 26.5GHz

This report shall not be reproduced except in full, without the written approval of TA Technology (Shanghai) Co., Ltd.

BELL RE 26.5-40GHz PK+AV

Radiates Emission from 26.5GHz to 40GHz

Frequency (MHz)	Peak (dBuV/m)	Height (cm)	Polarization	Azimuth (deg)	Reading value (dBuV/m)	Correct Factor (dB)	Margin (dB)	Limit (dBuV/m)
3523.125000	37.7	200.0	H	0.0	39.7	-2.0	36.3	74
4091.875000	40.0	200.0	H	68.0	40.9	-0.9	34.0	74
4802.500000	40.2	200.0	H	315.0	38.9	1.3	33.8	74
5836.250000	44.6	200.0	H	193.0	40.1	4.5	29.4	74
6516.875000	44.6	200.0	V	306.0	39.1	5.5	29.4	74
6932.500000	45.7	200.0	V	355.0	39.5	6.2	28.3	74

Remark: 1. Correction Factor = Antenna factor+ Insertion loss (cable loss + amplifier gain)

Frequency (MHz)	Average (dBuV/m)	Height (cm)	Polarization	Azimuth (deg)	Reading value (dBuV/m)	Correct Factor (dB)	Margin (dB)	Limit (dBuV/m)
3523.125000	25.7	200.0	H	0.0	27.7	-2.0	28.3	54
4091.875000	27.3	200.0	H	68.0	28.2	-0.9	26.7	54
4802.500000	29.1	200.0	H	315.0	27.8	1.3	24.9	54
5836.250000	33.3	200.0	H	193.0	28.8	4.5	20.7	54
6559.375000	34.3	200.0	H	49.0	28.5	5.8	19.7	54
6933.750000	35.3	200.0	V	345.0	29.1	6.2	18.7	54

Remark: 1. Correction Factor = Antenna factor+ Insertion loss (cable loss + amplifier gain)

This report shall not be reproduced except in full, without the written approval of TA Technology (Shanghai) Co., Ltd.

802.11n (HT40) CH134

FCC RE 1G-3GHz PK+AV Class B

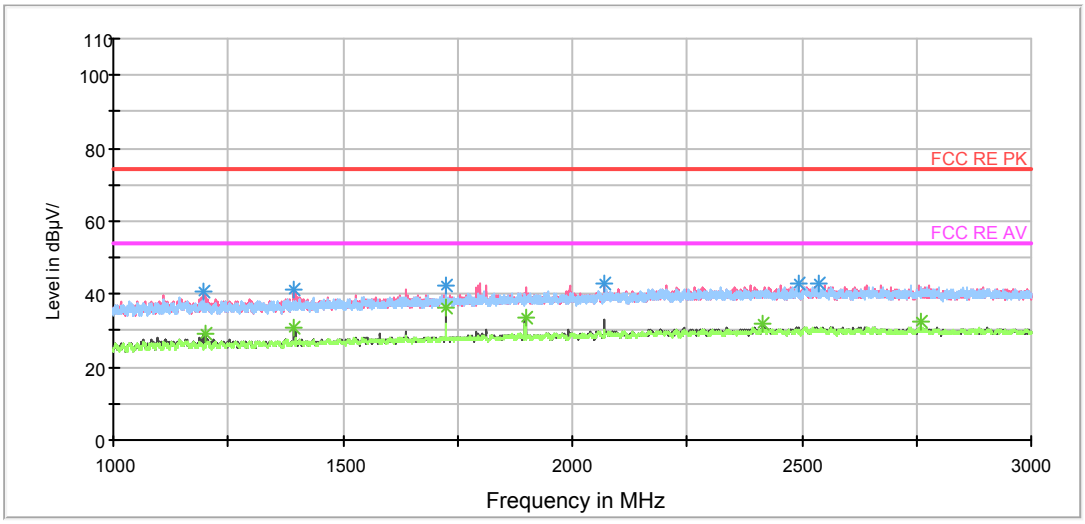

Radiates Emission from 1GHz to 3GHz

RE 3-18GHz PK+AV

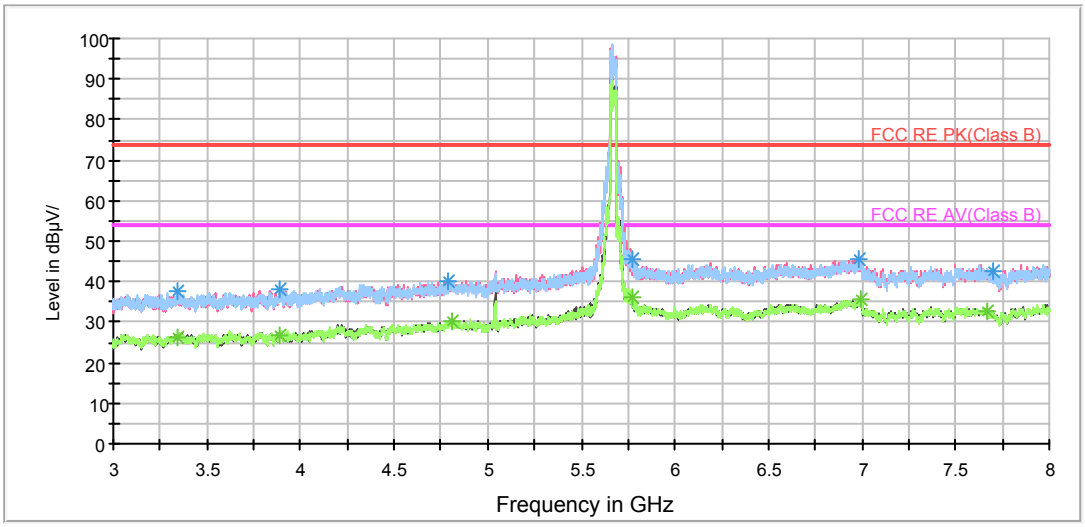

Note: The signal beyond the limit is carrier.

Radiates Emission from 3GHz to 8GHz

This report shall not be reproduced except in full, without the written approval of TA Technology (Shanghai) Co., Ltd.

RE 3-18GHz PK+AV

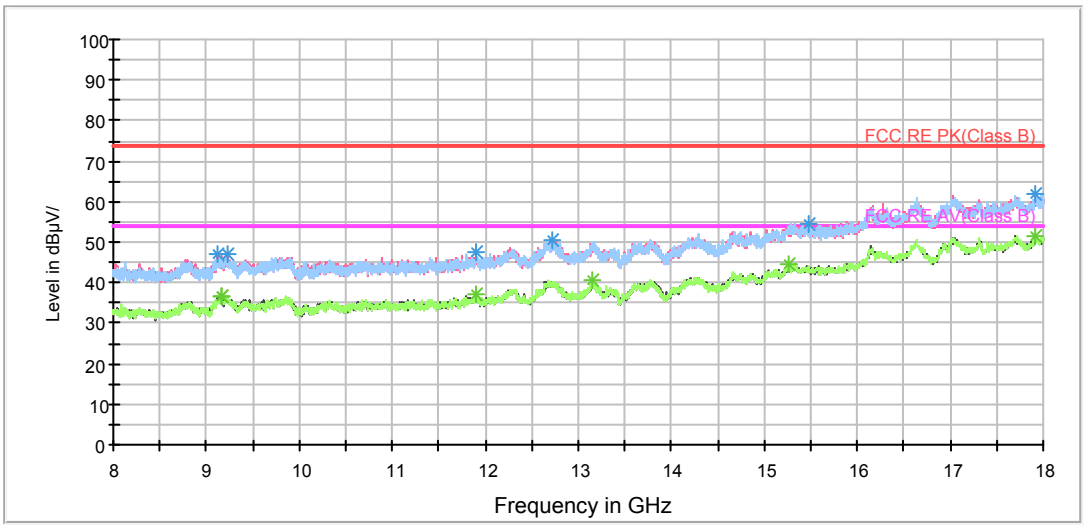

Radiates Emission from 8GHz to 18GHz

BELL_RE 18-26.5GHz PK+AV

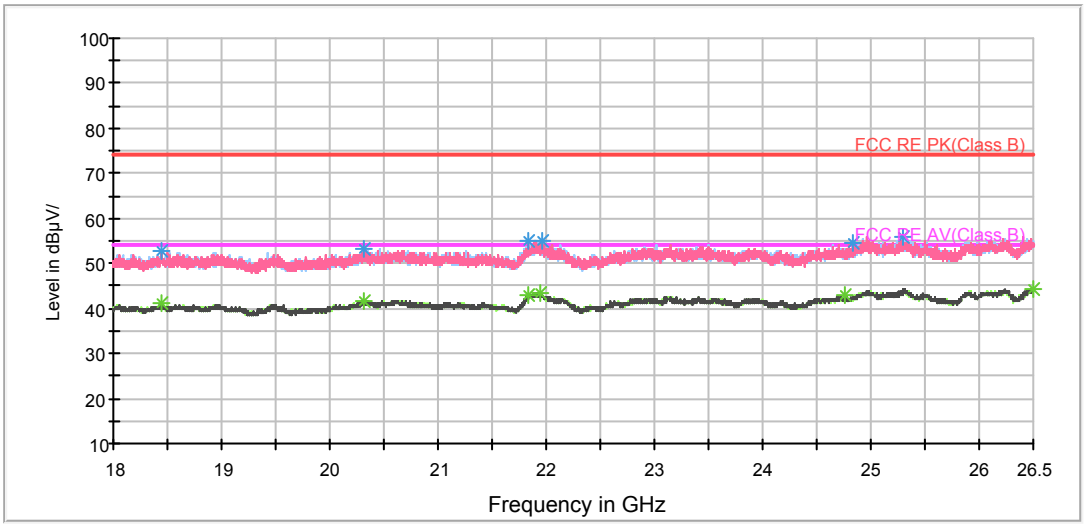

Radiates Emission from 18GHz to 26.5GHz

This report shall not be reproduced except in full, without the written approval of TA Technology (Shanghai) Co., Ltd.

BELL RE 26.5-40GHz PK+AV

Radiates Emission from 26.5GHz to 40GHz

Frequency (MHz)	Peak (dBuV/m)	Height (cm)	Polarization	Azimuth (deg)	Reading value (dBuV/m)	Correct Factor (dB)	Margin (dB)	Limit (dBuV/m)
3343.125000	37.8	200.0	H	203.0	40.2	-2.4	36.2	74
3893.125000	38.2	200.0	H	86.0	39.5	-1.3	35.8	74
4791.875000	40.3	200.0	V	333.0	39.1	1.2	33.7	74
5778.125000	45.8	200.0	V	315.0	41.9	3.9	28.2	74
6980.625000	45.4	200.0	V	146.0	39.0	6.4	28.6	74
7700.625000	42.6	200.0	V	0.0	35.8	6.8	31.4	74

Remark: 1. Correction Factor = Antenna factor+ Insertion loss (cable loss + amplifier gain)

Frequency (MHz)	Average (dBuV/m)	Height (cm)	Polarization	Azimuth (deg)	Reading value (dBuV/m)	Correct Factor (dB)	Margin (dB)	Limit (dBuV/m)
3343.125000	26.1	200.0	H	203.0	28.5	-2.4	27.9	54
3891.250000	27.0	200.0	H	212.0	28.3	-1.3	27.0	54
4806.875000	30.4	200.0	V	315.0	29.1	1.3	23.6	54
5776.875000	36.1	200.0	H	305.0	32.2	3.9	17.9	54
6990.000000	35.6	200.0	V	146.0	29.1	6.5	18.4	54
7669.375000	32.7	200.0	V	315.0	25.9	6.8	21.3	54

Remark: 1. Correction Factor = Antenna factor+ Insertion loss (cable loss + amplifier gain)

This report shall not be reproduced except in full, without the written approval of TA Technology (Shanghai) Co., Ltd.

802.11n (HT40) CH151

FCC RE 1G-3GHz PK+AV Class B

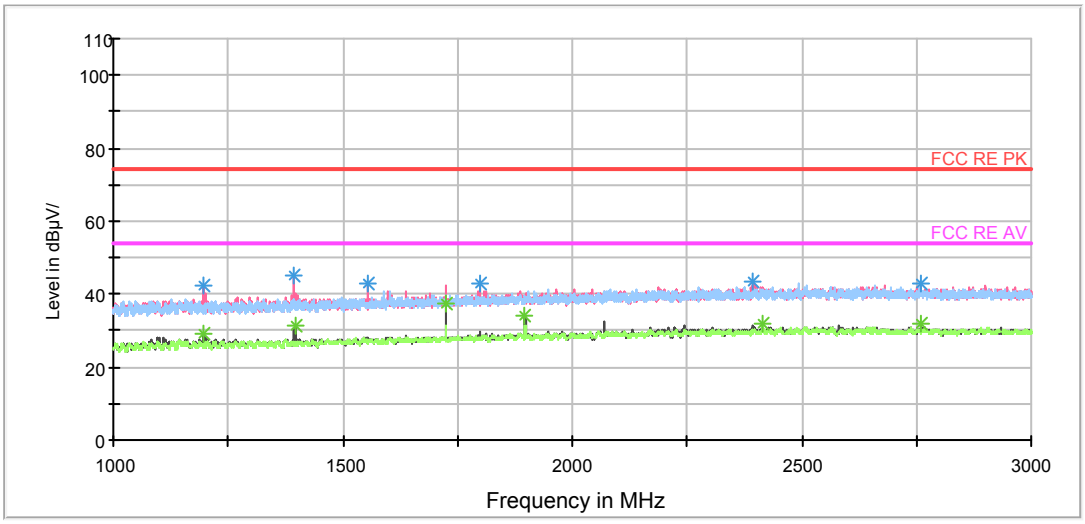

Radiates Emission from 1GHz to 3GHz

RE 3-18GHz PK+AV

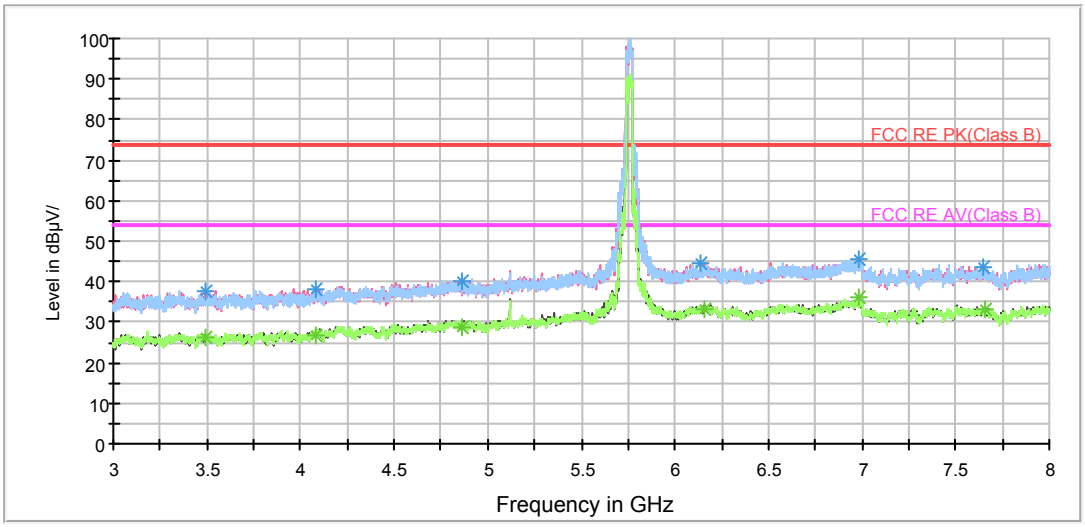

Note: The signal beyond the limit is carrier.

Radiates Emission from 3GHz to 8GHz

This report shall not be reproduced except in full, without the written approval of TA Technology (Shanghai) Co., Ltd.

RE 3-18GHz PK+AV

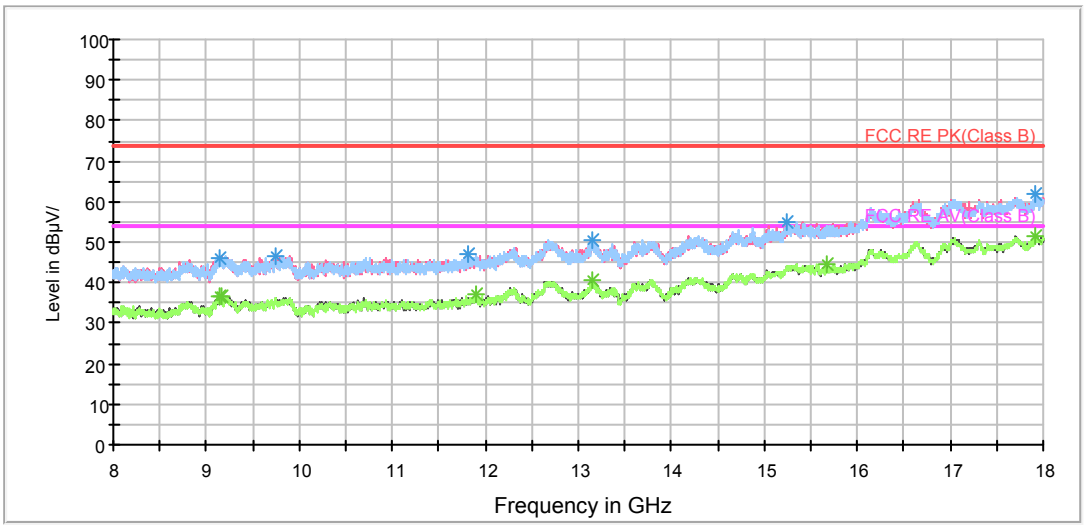

Radiates Emission from 8GHz to 18GHz

BELL_RE 18-26.5GHz PK+AV

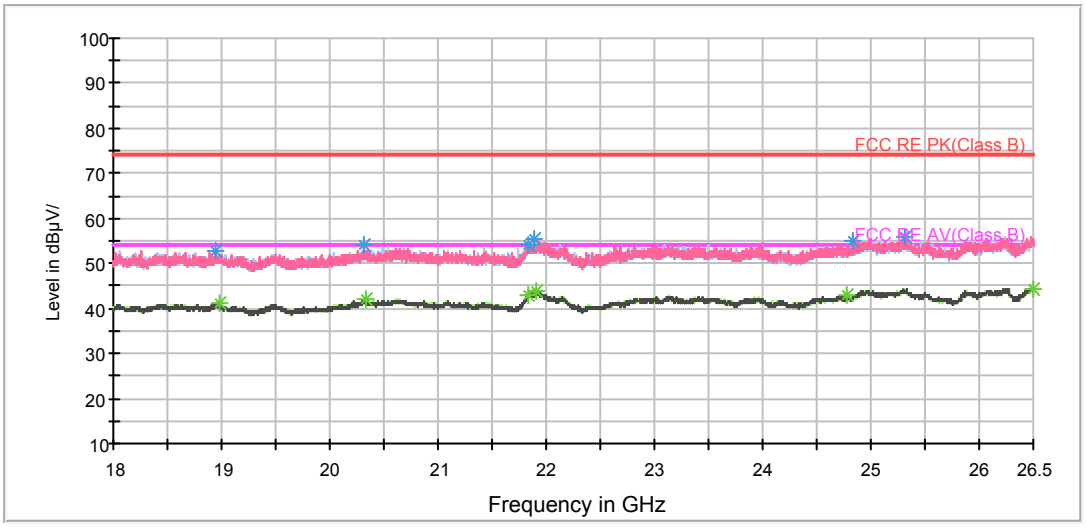

Radiates Emission from 18GHz to 26.5GHz

This report shall not be reproduced except in full, without the written approval of TA Technology (Shanghai) Co., Ltd.

BELL RE 26.5-40GHz PK+AV

Radiates Emission from 26.5GHz to 40GHz

Frequency (MHz)	Peak (dBuV/m)	Height (cm)	Polarization	Azimuth (deg)	Reading value (dBuV/m)	Correct Factor (dB)	Margin (dB)	Limit (dBuV/m)
3488.125000	37.4	200.0	V	326.0	39.4	-2.0	36.6	74
4078.125000	37.9	200.0	H	259.0	38.8	-0.9	36.1	74
4858.750000	40.3	200.0	H	84.0	38.6	1.7	33.7	74
6133.125000	44.4	200.0	V	0.0	39.0	5.4	29.6	74
6984.375000	45.3	200.0	H	312.0	38.9	6.4	28.7	74
7646.875000	43.4	200.0	H	27.0	36.5	6.9	30.6	74

Remark: 1. Correction Factor = Antenna factor+ Insertion loss (cable loss + amplifier gain)

Frequency (MHz)	Average (dBuV/m)	Height (cm)	Polarization	Azimuth (deg)	Reading value (dBuV/m)	Correct Factor (dB)	Margin (dB)	Limit (dBuV/m)
3488.125000	26.3	200.0	V	326.0	28.3	-2.0	27.7	54
4078.125000	26.9	200.0	H	259.0	27.8	-0.9	27.1	54
4858.750000	28.8	200.0	H	84.0	27.1	1.7	25.2	54
6155.625000	33.0	200.0	V	200.0	27.4	5.6	21.0	54
6985.625000	36.2	200.0	H	171.0	29.8	6.4	17.8	54
7653.125000	33.3	200.0	V	200.0	26.4	6.9	20.7	54

Remark: 1. Correction Factor = Antenna factor+ Insertion loss (cable loss + amplifier gain)

This report shall not be reproduced except in full, without the written approval of TA Technology (Shanghai) Co., Ltd.

802.11n (HT40) CH159

FCC RE 1G-3GHz PK+AV Class B

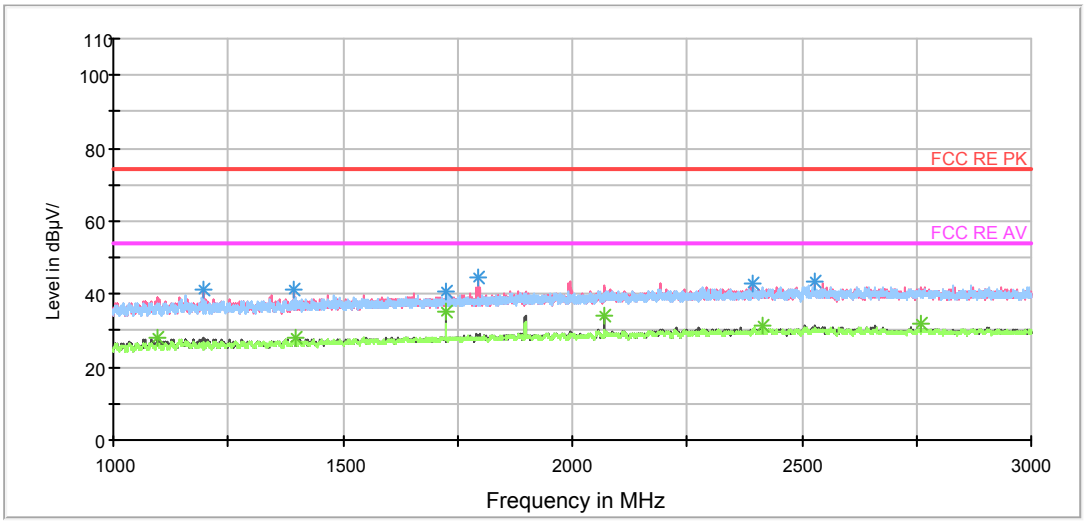

Radiates Emission from 1GHz to 3GHz

RE 3-18GHz PK+AV

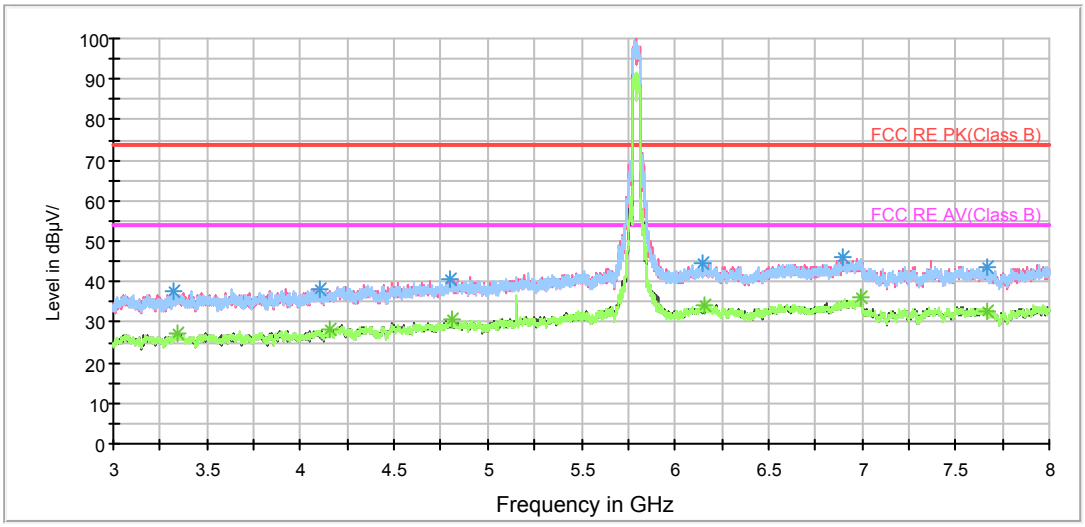

Note: The signal beyond the limit is carrier.

Radiates Emission from 3GHz to 8GHz

This report shall not be reproduced except in full, without the written approval of TA Technology (Shanghai) Co., Ltd.

RE 3-18GHz PK+AV

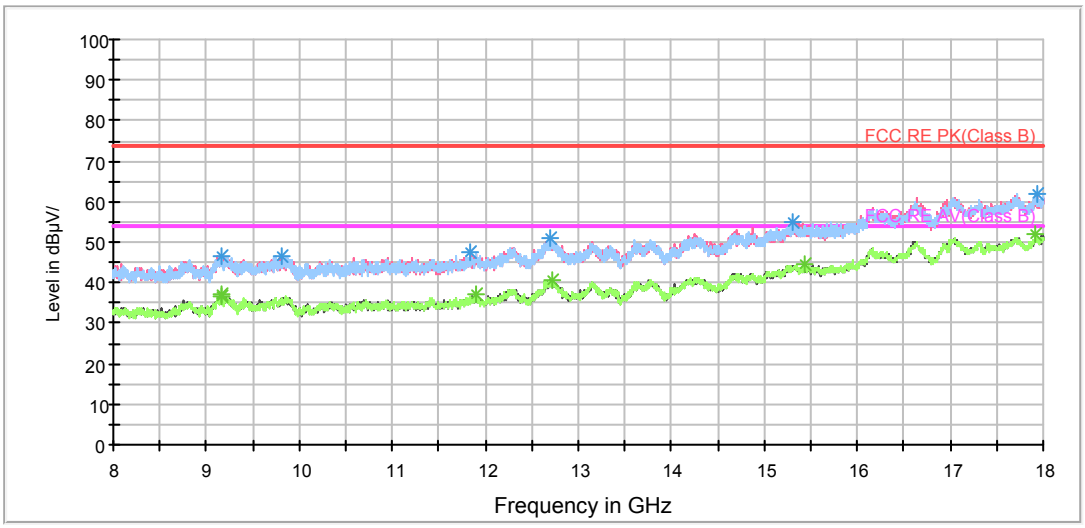

Radiates Emission from 8GHz to 18GHz

BELL_RE 18-26.5GHz PK+AV

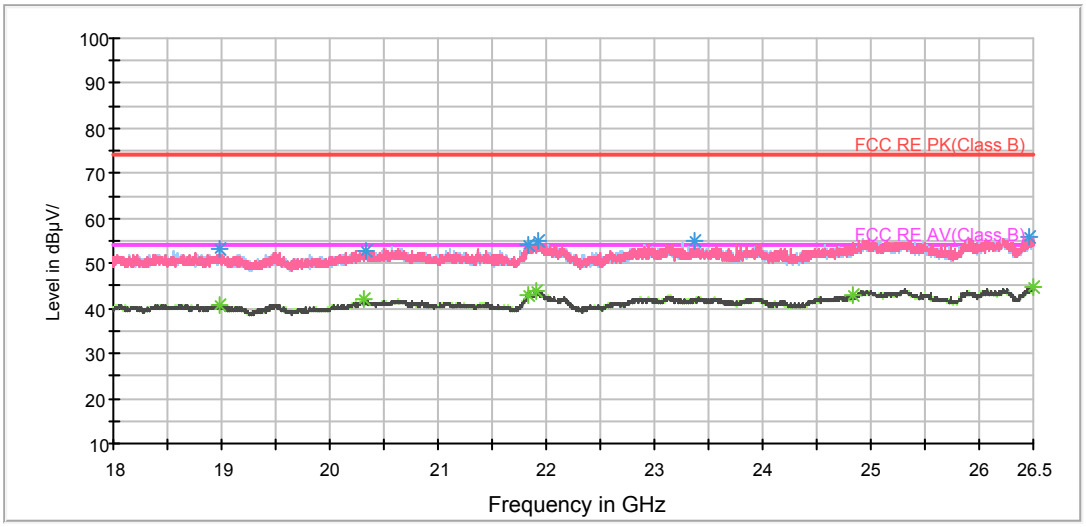

Radiates Emission from 18GHz to 26.5GHz

This report shall not be reproduced except in full, without the written approval of TA Technology (Shanghai) Co., Ltd.

BELL RE 26.5-40GHz PK+AV

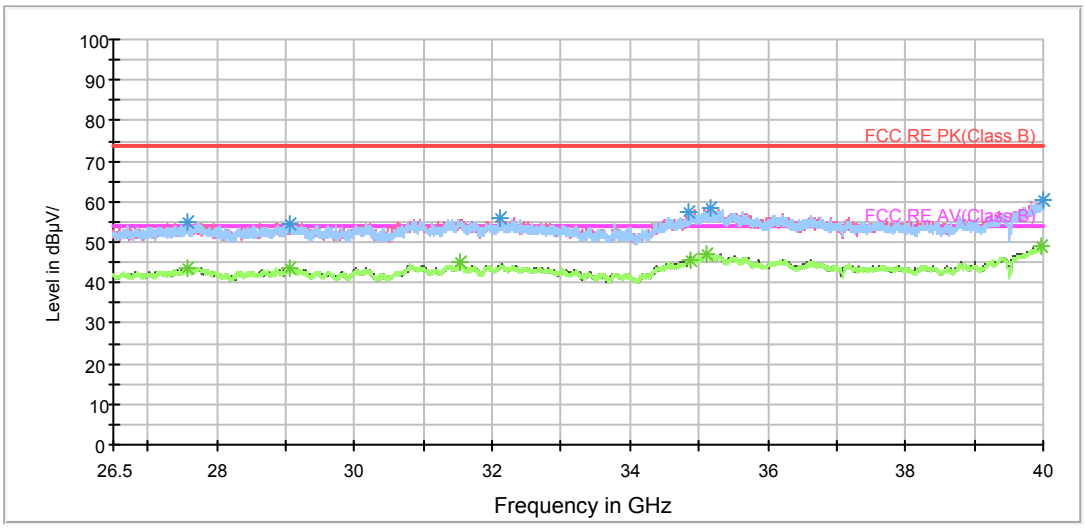

Radiates Emission from 26.5GHz to 40GHz

Frequency (MHz)	Peak (dBuV/m)	Height (cm)	Polarization	Azimuth (deg)	Reading value (dBuV/m)	Correct Factor (dB)	Margin (dB)	Limit (dBuV/m)
3322.500000	37.7	200.0	H	83.0	39.8	-2.1	36.3	74
4105.000000	38.3	200.0	H	28.0	39.2	-0.9	35.7	74
4803.750000	40.4	200.0	H	73.0	39.1	1.3	33.6	74
6151.875000	44.8	200.0	V	305.0	39.3	5.5	29.2	74
6900.000000	46.0	200.0	V	206.0	39.7	6.3	28.0	74
7667.500000	43.4	200.0	H	73.0	36.6	6.8	30.6	74

Remark: 1. Correction Factor = Antenna factor+ Insertion loss (cable loss + amplifier gain)

Frequency (MHz)	Average (dBuV/m)	Height (cm)	Polarization	Azimuth (deg)	Reading value (dBuV/m)	Correct Factor (dB)	Margin (dB)	Limit (dBuV/m)
3344.375000	27.3	200.0	H	64.0	29.7	-2.4	26.7	54
4151.875000	28.2	200.0	V	324.0	28.3	-0.1	25.8	54
4808.125000	30.7	200.0	V	0.0	29.4	1.3	23.3	54
6163.750000	34.3	200.0	H	55.0	28.7	5.6	19.7	54
6995.625000	36.1	200.0	V	64.0	29.6	6.5	17.9	54
7670.625000	32.9	200.0	V	0.0	26.2	6.7	21.1	54

Remark: 1. Correction Factor = Antenna factor+ Insertion loss (cable loss + amplifier gain)

This report shall not be reproduced except in full, without the written approval of TA Technology (Shanghai) Co., Ltd.

5.6. Conducted Emission

Ambient condition

Temperature	Relative humidity	Pressure
23°C ~25°C	45%~50%	101.5kPa

Methods of Measurement

The EUT IS placed on a non-metallic table of 80cm height above the horizontal metal reference ground plane. During the test, the EUT was operating in its typical mode. The test method is according to ANSI C63.10-2013.Connect the AC power line of the EUT to the LISN Use EMI receiver to detect the average and Quasi-peak value. RBW is set to 9kHz, VBW is set to 30kHz The measurement result should include both L line and N line.
The test is in transmitting mode.

Test Setup

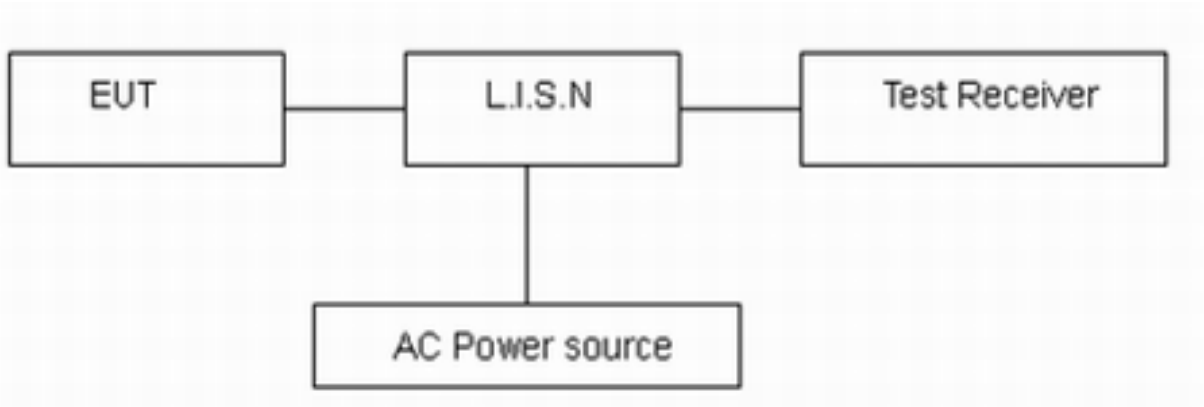

Note: AC Power source is used to change the voltage 110V/60Hz.

Limits

Frequency (MHz)	Conducted Limits(dBμV)	
	Quasi-peak	Average
0.15 - 0.5	66 to 56 *	56 to 46*
0.5 - 5	56	46
5 - 30	60	50
*: Decreases with the logarithm of the frequency.		

Measurement Uncertainty

The assessed measurement uncertainty to ensure 95% confidence level for the normal distribution is with the coverage factor k = 1.96, U= 2.69 dB.

This report shall not be reproduced except in full, without the written approval of TA Technology (Shanghai) Co., Ltd.

Test Results:

Following plots, Blue trace uses the peak detection and Green trace uses the average detection. During the test, the Conducted Emission was performed in all modes with all channels, 802.11n (HT20), Channel 116 are selected as the worst condition. The test data of the worst-case condition was recorded in this report.

L Line

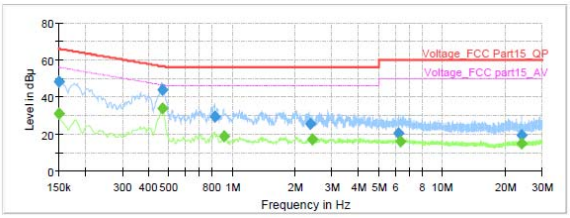

Frequency (MHz)	QuasiPeak (dB µ V)	Average (dB µ V)	Limit (dB µ V)	Margin (dB)	Meas. Time (ms)	Bandwidth (kHz)	Line	Filter	Corr. (dB)
0.150000	---	31.33	56.00	24.67	1000.0	9.000	L1	ON	19.6
0.150000	48.39	---	66.00	17.61	1000.0	9.000	L1	ON	19.6
0.467250	---	34.04	46.56	12.52	1000.0	9.000	L1	ON	19.6
0.467250	43.92	---	56.56	12.64	1000.0	9.000	L1	ON	19.6
0.829500	29.46	---	56.00	26.54	1000.0	9.000	L1	ON	19.6
0.912750	---	19.04	46.00	26.96	1000.0	9.000	L1	ON	19.6
2.350500	25.68	---	56.00	30.32	1000.0	9.000	L1	ON	19.6
2.420250	---	16.95	46.00	29.05	1000.0	9.000	L1	ON	19.6
6.207000	20.79	---	60.00	39.21	1000.0	9.000	L1	ON	19.7
6.366750	---	16.16	50.00	33.84	1000.0	9.000	L1	ON	19.7
23.997750	---	14.78	50.00	35.22	1000.0	9.000	L1	ON	20.0
24.011250	19.40	---	60.00	40.60	1000.0	9.000	L1	ON	20.0

N Line

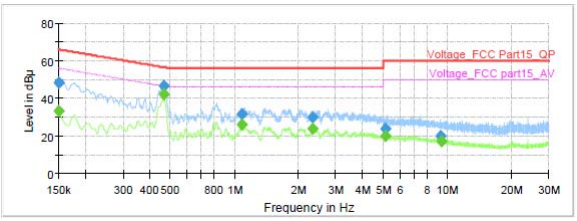

Frequency (MHz)	QuasiPeak (dB µ V)	Average (dB µ V)	Limit (dB µ V)	Margin (dB)	Meas. Time (ms)	Bandwidth (kHz)	Line	Filter	Corr. (dB)
0.150000	---	33.17	56.00	22.83	1000.0	9.000	N	ON	19.7
0.150000	48.59	---	66.00	17.41	1000.0	9.000	N	ON	19.7
0.467250	---	42.19	46.56	4.37	1000.0	9.000	N	ON	19.6
0.469500	46.55	---	56.52	9.97	1000.0	9.000	N	ON	19.6
1.088250	---	26.06	46.00	19.94	1000.0	9.000	N	ON	19.6
1.088250	31.90	---	56.00	24.10	1000.0	9.000	N	ON	19.6
2.323500	30.04	---	56.00	25.96	1000.0	9.000	N	ON	19.6
2.339250	---	23.89	46.00	22.11	1000.0	9.000	N	ON	19.6
5.118000	---	20.00	50.00	30.00	1000.0	9.000	N	ON	19.7
5.156250	24.09	---	60.00	35.91	1000.0	9.000	N	ON	19.7
9.318750	20.14	---	60.00	39.86	1000.0	9.000	N	ON	19.9
9.456000	---	17.31	50.00	32.69	1000.0	9.000	N	ON	19.9

This report shall not be reproduced except in full, without the written approval of TA Technology (Shanghai) Co., Ltd.

6. Main Test Instruments

Name	Manufacturer	Type	Serial Number	Calibration Date	Expiration Date
Spectrum Analyzer	R&S	FSV40	15195-01-00	2017-05-14	2018-05-13
EMI Test Receiver	R&S	ESCI	100948	2017-05-20	2018-05-19
Loop Antenna	SCHWARZBECK	FMZB1519	1519-047	2017-02-18	2020-02-17
TRILOG Broadband Antenna	Schwarzbeck	VULB 9163	9163-201	2017-11-18	2020-11-17
Double Ridged Waveguide Horn Antenna	R&S	HF907	100126	2014-12-06	2019-12-05
Standard Gain Horn	ETS-Lindgren	3160-09	00102644	2015-01-30	2018-01-29
Standard Gain Horn	STEATITE	QSH-SL-26-40 -K-15	16779	2016-03-21	2019-03-20
Broadband Horn Antenna	Schwarzbeck	BBHA9170	MRTSUE06024	2016-11-24	2019-11-23
EMI Test Receiver	R&S	ESR	101667	2017-09-06	2018-09-05
LISN	R&S	ENV216	101171	2016-12-16	2019-12-15
Spectrum Analyzer	Agilent	N9010A	MY47191109	2017-05-20	2018-05-19
RF Cable	Agilent	SMA 15cm	0001	2017-08-04	2018-02-03
TEMPERATURE CHAMBER	ESPEC	SU-242	93000506	2016-12-27	2017-12-26

*******END OF REPORT *******

This report shall not be reproduced except in full, without the written approval of TA Technology (Shanghai) Co., Ltd.

ANNEX A: EUT Appearance and Test Setup

A.1 EUT Appearance

a: EUT

This report shall not be reproduced except in full, without the written approval of TA Technology (Shanghai) Co., Ltd.

b: Adapter

c: USB Cable

Picture 1 EUT and Accessory

This report shall not be reproduced except in full, without the written approval of TA Technology (Shanghai) Co., Ltd.

A.2 Test Setup



30MHz-1GHz



Above 1GHz

Picture 2 Radiated Emission Test Setup

This report shall not be reproduced except in full, without the written approval of TA Technology (Shanghai) Co., Ltd.

Picture 3 Conducted Emission Test Setup

This report shall not be reproduced except in full, without the written approval of TA Technology (Shanghai) Co., Ltd.