Elite Pro S1200 Smart Thermostat

Report #: 24003

FCC ID: HS9-THX1200WF01

IC: 573R-THX1200WF01

FCC 15.247

RSS-247 Issue 3

RSS-Gen Issue 5 + A1 + A2

2.4 GHz Infrared Motion Sensor

Issue Date: <2025-06-11>

Prepared by and for:

Resideo LLC.

2 Corporate Center Dr.

Suite 100 PO Box 9040

Melville, NY 11747

Testing

NVLAP Lab Code: 600110

REVISION HISTORY

Revision Number	Prepared By	Reviewed By	Revision Detail	Release Date
00	Jose Badia	Christian Fouth	Original version	05/30/2025
1.0	Jose Badia	Christian Fouth	Updated Band edge data due to lower max power	06/04/2025
2.0	Jose Badia	Christian Fouth	- 99% OBW update - Replaced 802.11b 11mbps CSE side antenna plot - Replaced Max PSD Mid Channel Side antenna plots - Replaced 802.11n HT40 mcs7 Low channel CBE plots	06/11/2025

Resideo LLC.
2 Corporate Center Dr., Melville, NY 11747 TEL: (516) 577-2000

This report shall not be reproduced except in full, without the written approval of Ademco Inc.

Contents

REVISION HISTORY 2
ATTESTATION OF TEST RESULTS 7
TEST RESULT SUMMARY 8
Deviations from test standard 8
ACCREDITATIONS AND AUTHORIZATIONS 9
MEASUREMENT UNCERTAINTY 10
Test Setup Block Diagrams 11
Measurement Bandwidths 11
Antenna Port Conducted Measurements 11
Sample Calculation 12
EQUIPMENT UNDER TEST 12
Test Item Description 12
Test Sample Identification 12
Worst-Case Configuration & Mode 12
Antenna description 12
Test & Measurement Equipment 13
ANTENNA PORT MEASUREMENTS 14
Duty Cycle 14
Test Description 14
6dB Emission Bandwidth (DTS Bandwidth) 15
Test Description 15
Test Information 15
Test Results 15
802.11b – 1Mbps 15
802.11b – 11Mbps 15
802.11g – 6Mbps 15
802.11g – 36Mbps 16
802.11g – 54Mbps 16
802.11n HT20 – msc0 16
802.11n HT20 – msc7 16
802.11n HT40 – msc0 16
802.11n HT40 – msc7 17

Resideo LLC.
2 Corporate Center Dr., Melville, NY 11747 TEL: (516) 577-2000

This report shall not be reproduced except in full, without the written approval of Ademco Inc.

99% Occupied Bandwidth 36
Test Description 36
Worst-Case scenario 36
Test Criteria 36
Test Information 36
Test Results 36
802.11b – 1Mbps 36
802.11g – 54Mbps 36
802.11n HT20 – msc0 37
802.11n HT40 – msc7 37
Maximum Conducted Output Power 46
Test Description 46
Test Criteria 46
Test Information 46
Test Results 46
802.11b – 1Mbps 46
802.11b – 11Mbps 46
802.11g – 6Mbps 47
802.11g – 36Mbps 47
802.11g – 54Mbps 47
802.11n HT20 – msc0 47
802.11n HT20 – msc7 47
Maximum Power Spectral Density 48
Test Description 48
Test Information 48
Test Results 48
802.11b – 1Mbps 48
802.11b – 11Mbps 49
802.11g – 6Mbps 49
802.11g – 36Mbps 49
802.11g – 54Mbps 49

Resideo LLC.
2 Corporate Center Dr., Melville, NY 11747 TEL: (516) 577-2000

This report shall not be reproduced except in full, without the written approval of Ademco Inc.

802.11n HT20 – msc0 49
802.11n HT40 – msc7 50
Spurious Conducted Emissions 69
Test Description 69
Test Criteria 69
Test Information 69
Test Results 69
802.11b – 1Mbps 69
802.11b – 11Mbps 69
802.11g – 6Mbps 70
802.11g – 36Mbps 70
802.11g – 54Mbps 70
802.11n HT20 – msc0 70
802.11n HT20 – msc7 71
802.11n HT40 – msc0 71
802.11n HT40 – msc7 71
Conducted Band Edge 90
Test Description 90
Test Criteria 90
Test Information 90
Test Results 90
802.11b – 1Mbps 91
802.11b – 11Mbps 93
802.11g – 6Mbps 95
802.11g – 36Mbps 99
802.11g – 54Mbps 100
802.11n HT20 – msc0 101
802.11n HT20 – msc7 102
802.11n HT40 – msc0 103
802.11n HT40 – msc7 104

Resideo LLC.
2 Corporate Center Dr., Melville, NY 11747 TEL: (516) 577-2000

This report shall not be reproduced except in full, without the written approval of Ademco Inc.

Setup Photos.....105
Antenna Port Tests.....105
END OF REPORT.....106

Resideo LLC.
2 Corporate Center Dr., Melville, NY 11747 TEL: (516) 577-2000

This report shall not be reproduced except in full, without the written approval of Ademco Inc.

ATTESTATION OF TEST RESULTS

Company Name: Resideo LLC., 2 Corporate Center Dr., Melville, NY 11747, USA
EUT Description: Smart Thermostat
Model: Elite Pro S1200
Sample Number: MEL-1175, MEL-1174
Sample receipt date: **04/16/2025**
Last Date of test: **06/11/2025**

Standards

Specification	Method
CFR 47 Pt 15 Subpart C, Section 15.247:2023	ANSI C63.10: 2013
RSS-247 Issue 3	
RSS-GEN Issue 5 +A1 +A2	

Guidance

FCC KDB 558074 V05R02:2019

Resideo LLC. tested the above equipment in accordance with the requirements set forth in the listed standards. All indications of Pass/Fail in the report are opinions expressed by Resideo LLC. based on interpretations and/or observations of test results. The test results show that the equipment tested is capable of demonstrating compliance with the requirements as documented in this report.

This document is a record of the FCC/ISED Test Report for Resideo LLC. products. It demonstrates the data required to be analyzed to certify a product according to the requirements of the FCC & ISED.

The results in the report reflect only the tested samples, under the conditions and modes of operation as described herein. Measurement Uncertainties were not taken into account and are published for informational purposes only.

This document may not be altered or revised in any way unless done so by Resideo LLC. and all revisions are duly noted in the revisions section. Any alterations of this document not carried out by Resideo LLC. will constitute fraud and shall nullify the document.

Resideo LLC. is the legal entity name for Honeywell Home / Resideo. All three names can be used interchangeably within this test report.

Report Prepared By:

Jose Badia

Name: Jose Badia
Title: Regulatory Certification Engineer
Resideo LLC.

Reviewed & Approved By:

Christian Fouth

Name: Christian Fouth
Title: Sr. Wireless Certification Engineer
Resideo LLC.

Resideo LLC.
2 Corporate Center Dr., Melville, NY 11747 TEL: (516) 577-2000
This report shall not be reproduced except in full, without the written approval of Ademco Inc.

TEST RESULT SUMMARY

Test Description	Result	FCC Section (s)	RSS Section (s)	Comments
Emissions Bandwidth (6dB)	Pass	15.247	RSS-247 5.2	
Occupied Bandwidth (99%)	Evaluated	15.247	RSS-Gen 6.7	There is no compliance requirement for this test
Output Power	Pass	15.247	RSS-247 5.4	
Power Spectral Density	Pass	15.247	RSS-247 5.2	
Spurious Conducted Emissions	Pass	15.247	RSS-247 5.5	
Band Edge Compliance	Pass	15.247	RSS-247 5.5	

Deviations from test standard

None

Resideo LLC.
2 Corporate Center Dr., Melville, NY 11747 TEL: (516) 577-2000

This report shall not be reproduced except in full, without the written approval of Ademco Inc.

ACCREDITATIONS AND AUTHORIZATIONS

USA
FCC - test site and measurement facility used to collect data are located at 2 Corporate Center Dr., Melville, NY 11747, USA. Resideo LLC. is accredited by **NVLAP, Laboratory Code 600110-0**. The full scope of accreditation can be viewed at the NVLAP website. **Designation Number: US5344**
Canada
ISED - test site and measurement facility used to collect data are located at 2 Corporate Center Dr., Melville, NY 11747, USA. Resideo LLC. is accredited by **NVLAP, Laboratory Code 600110-0**. The full scope of accreditation can be viewed at the NVLAP website. **CAB Identifier: US0242**

Resideo LLC.
2 Corporate Center Dr., Melville, NY 11747 TEL: (516) 577-2000

This report shall not be reproduced except in full, without the written approval of Ademco Inc.

MEASUREMENT UNCERTAINTY

The measuring equipment utilized to perform the tests documented in this report have been calibrated in accordance with the manufacturer's recommendations and is traceable to recognized national standards.

Where relevant, the following measurement uncertainty levels have been estimated for tests performed on the apparatus:

Parameter	Uncertainty (+/-)
Frequency Accuracy	0.0007
Amplitude Accuracy (dB)	1.2
Conducted Power (dB)	1.2
Temperature (°C)	0.7
Humidity (% RH)	2.5
DC Supply Voltages	0.7
AC Supply Voltages	1

Uncertainty figures are valid to a confidence level of 95%.

Resideo LLC.
2 Corporate Center Dr., Melville, NY 11747 TEL: (516) 577-2000

This report shall not be reproduced except in full, without the written approval of Ademco Inc.

Test Setup Block Diagrams

Measurement Bandwidths

Frequency Range (MHz)	Peak Data (kHz)	Quasi-Peak Data (kHz)	Average Data (kHz)
0.01 – 0.15	1.0	0.2	0.2
0.15 – 30.0	10.0	9.0	9.0
30.0 - 1000	100.0	120.0	120.0
Above 1000	1000.0	N/A	1000.0

Unless otherwise stated, measurements were made using the bandwidths and detectors specified. No video filter was used

Antenna Port Conducted Measurements

Resideo LLC.
2 Corporate Center Dr., Melville, NY 11747 TEL: (516) 577-2000

This report shall not be reproduced except in full, without the written approval of Ademco Inc.

Sample Calculation

Where relevant, the following sample calculation is provided:

Conducted Emissions:

Adjusted Level (dBuV) = Measured Voltage (dBuV) + Cable Loss (dB) + Transducer Factor (dB)

EQUIPMENT UNDER TEST

Test Item Description

The THX1200WF01 is a Redlink, Wi-Fi, BLE (Bluetooth Low Energy), and Radar enabled thermostat operating in the, 900MHz, 2.4GHz, 5Ghz ISM band and 60GHz band for Radar.

This report covers only the 802.11 b/g/n 2.4 GHz portion of the device.

Test Sample Identification

Sample ID Number	Date Received
MEL-1175 (Antenna port testing)	04/16/2025
MEL-1174 (Conducted AC Line testing)	04/16/2025

Worst-Case Configuration & Mode

Testing was performed with the EUT set to transmit at the low/middle/high channels with the output power settings shown the Power Setting section of this report and ≥ 98% duty cycle as worst-case scenario.

Antenna description

Antenna	Type	Frequency Range (MHz)	Gain (dBi)
Side Antenna	PCB	2412 - 2462	2.4
Top Antenna	PCB	2412 - 2462	1.3

Resideo LLC.
2 Corporate Center Dr., Melville, NY 11747 TEL: (516) 577-2000

This report shall not be reproduced except in full, without the written approval of Ademco Inc.

Test & Measurement Equipment

The following test and measurement equipment was utilized for the tests documented in this report:

Equipment List

Instrument Type	ID #	Serial #	Manufacturer	Model	Cal Date	Cal Due Date
RF Lab (Power & Antenna Port Measurements)						
Spectrum Analyzer	11549	MY46187211	Agilent	E4440A	3/5/2024	3/5/2026
Power Sensor	11568	105317	Rohde & Schwarz	NRP-Z81	11/3/2023	11/3/2025
Attenuator	-	1624	Pasternack	PE7087-6	03/25/2025	03/25/2026
Misc.						
Measurement Software	11543	Version 9.5	UL	UL EMC	N/A	N/A
Environmental Meter	11548	A078188	Extech Instruments	SD700	3/29/2024	3/31/2027

*-Passive devices & Preamps are characterized in-house, not calibrated.

Resideo LLC.
2 Corporate Center Dr., Melville, NY 11747 TEL: (516) 577-2000

This report shall not be reproduced except in full, without the written approval of Ademco Inc.

ANTENNA PORT MEASUREMENTS

Duty Cycle

Test Description

There is no compliance requirement to be met by this test, so therefore no pass/fail criteria.

The measurements were made using a zero span on the spectrum analyzer to see the pulses in the time domain. The transmit power was set to its default maximum.

The test software provided for operation in a fixed, single channel mode allows the EUT to operate continuously at 100% Duty Cycle.

Resideo LLC.
2 Corporate Center Dr., Melville, NY 11747 TEL: (516) 577-2000

This report shall not be reproduced except in full, without the written approval of Ademco Inc.

6dB Emission Bandwidth (DTS Bandwidth)

Test Description

Measure the maximum width of the emission that is constrained by the frequencies associated with the two outermost amplitude points (upper and lower frequencies) that are attenuated by 6 dB relative to the maximum level measured in the fundamental emission. Refer to KDB 558074 D01 15.247 Meas Guidance v05.

Test Criteria

Reference	Method	Limit
CFR 47 Subpart C 15.247 (a)(2) RSS-247 Section 5.2 (a)	ANSI C63.10:2013	≥ 500kHz

Test Information

Tester	Test Location	Date	Temperature (ºC)	Humidity (%RH)	Pressure (mbar)	Results (P/F)
Jose Badia	RF Lab	5/15/2025	23.33	51	1021.0	P

Test Results

802.11b – 1Mbps

Channel	Frequency (MHz)	6dB Bandwidth (MHz)	
		Side Antenna	Top Antenna
Low	2412	10.13	10.12
Mid	2437	10.12	10.10
High	2462	10.11	10.09

802.11b – 11Mbps

Channel	Frequency (MHz)	6dB Bandwidth (MHz)	
		Side Antenna	Top Antenna
Low	2412	10.47	10.39
Mid	2437	10.44	10.47
High	2462	10.63	10.34

802.11g – 6Mbps

Channel	Frequency (MHz)	6dB Bandwidth (MHz)	
		Side Antenna	Top Antenna
Low	2412	16.41	16.41
Mid	2437	16.44	16.41

Resideo LLC.
2 Corporate Center Dr., Melville, NY 11747 TEL: (516) 577-2000

This report shall not be reproduced except in full, without the written approval of Ademco Inc.

High	2462	16.44	16.48

802.11g – 36Mbps

Channel	Frequency (MHz)	6dB Bandwidth (MHz)	
		Side Antenna	Top Antenna
Low	2412	16.55	16.52
Mid	2437	16.51	16.53
High	2462	16.52	16.55

802.11g – 54Mbps

Channel	Frequency (MHz)	6dB Bandwidth (MHz)	
		Side Antenna	Top Antenna
Low	2412	16.51	16.49
Mid	2437	16.46	16.51
High	2462	16.48	16.53

802.11n HT20 – msc0

Channel	Frequency (MHz)	6dB Bandwidth (MHz)	
		Side Antenna	Top Antenna
Low	2412	17.60	17.59
Mid	2437	17.59	17.61
High	2462	17.51	17.59

802.11n HT20 – msc7

Channel	Frequency (MHz)	6dB Bandwidth (MHz)	
		Side Antenna	Top Antenna
Low	2412	17.70	17.69
Mid	2437	17.74	17.71
High	2462	17.69	17.73

802.11n HT40 – msc0

Channel	Frequency (MHz)	6dB Bandwidth (MHz)	
		Side Antenna	Top Antenna
Low	2422	35.97	35.91
Mid	2437	36.04	36.08
High	2452	36.34	36.23

Resideo LLC.
2 Corporate Center Dr., Melville, NY 11747 **TEL: (516) 577-2000**

This report shall not be reproduced except in full, without the written approval of Ademco Inc.

802.11n HT40 – msc7

Channel	Frequency (MHz)	6dB Bandwidth (MHz)	
		Side Antenna	Top Antenna
Low	2422	36.39	36.43
Mid	2437	36.43	36.41
High	2452	36.46	36.43

Resideo LLC.
2 Corporate Center Dr., Melville, NY 11747 TEL: (516) 577-2000

This report shall not be reproduced except in full, without the written approval of Ademco Inc.

802.11b 1Mbps – Side Antenna

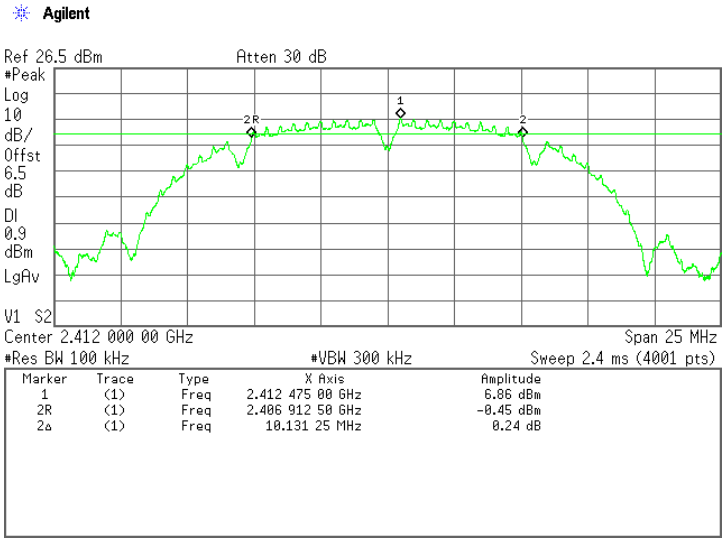

Low Channel - Plot

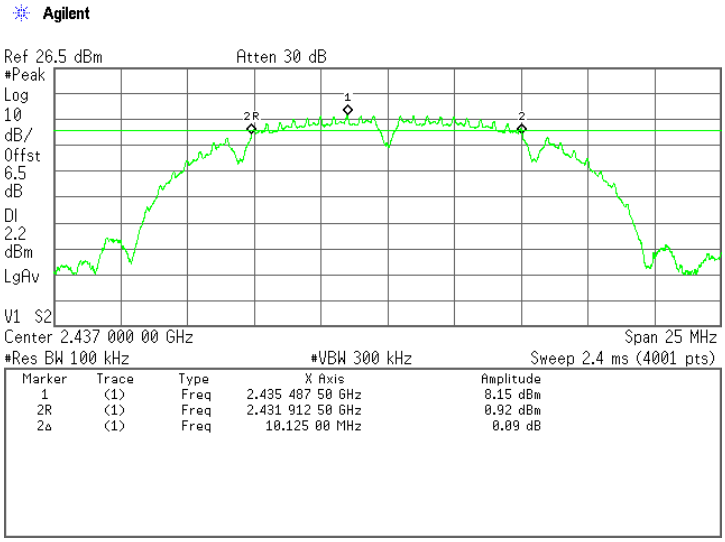

Mid Channel - Plot

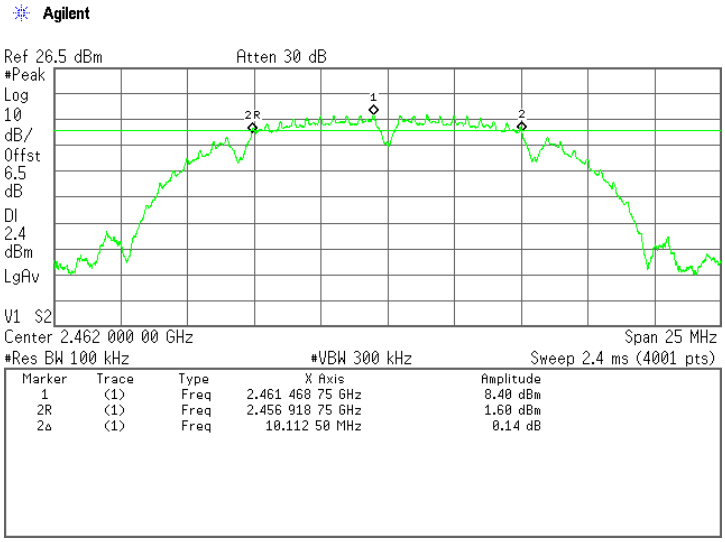

High Channel - Plot

Resideo LLC.
2 Corporate Center Dr., Melville, NY 11747 TEL: (516) 577-2000

This report shall not be reproduced except in full, without the written approval of Ademco Inc.

802.11b 1Mbps – Top Antenna

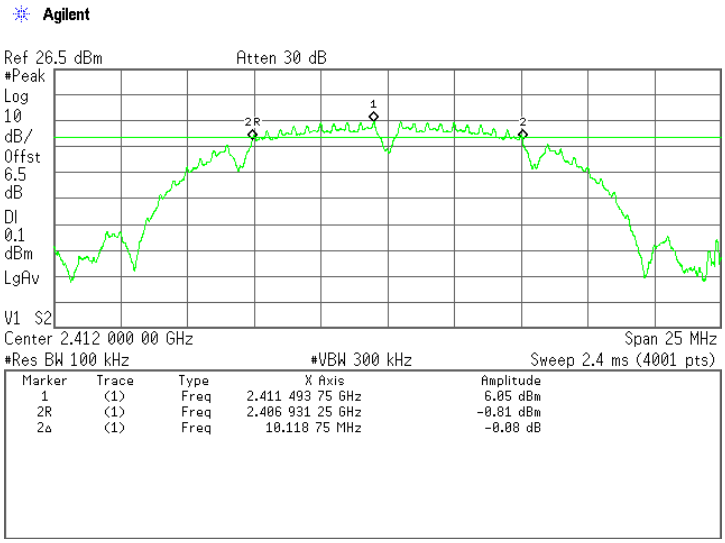

Low Channel - Plot

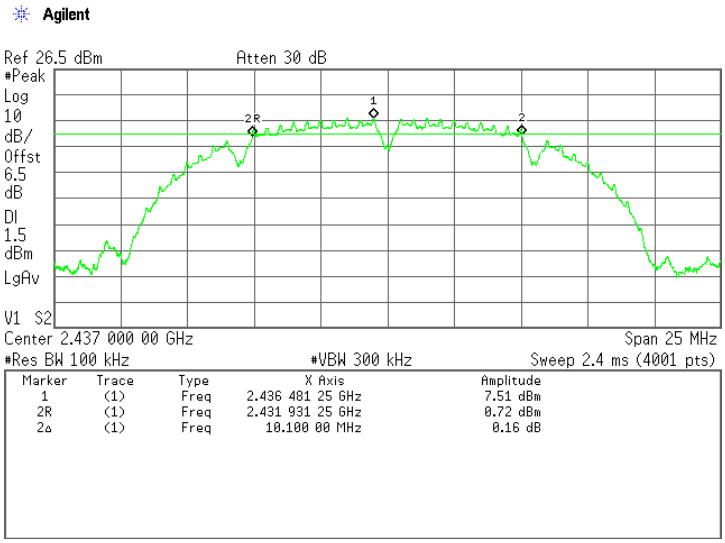

Mid Channel - Plot

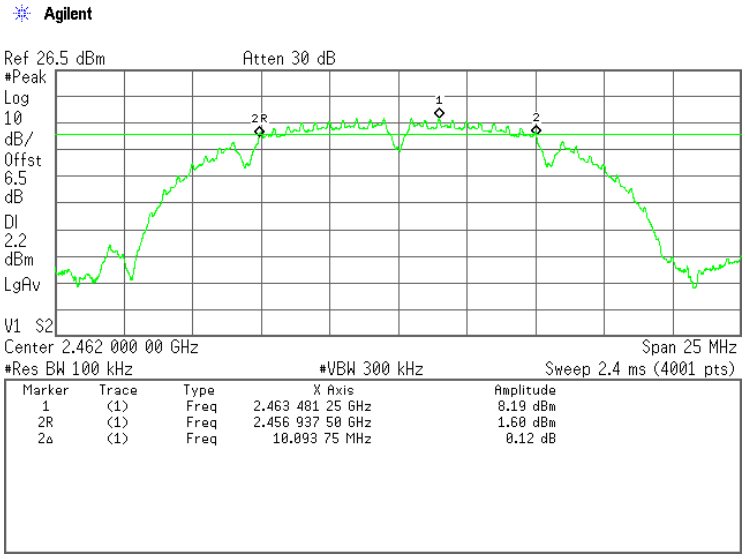

High Channel - Plot

Resideo LLC.
2 Corporate Center Dr., Melville, NY 11747 TEL: (516) 577-2000

This report shall not be reproduced except in full, without the written approval of Ademco Inc.

802.11b 11Mbps – Side Antenna

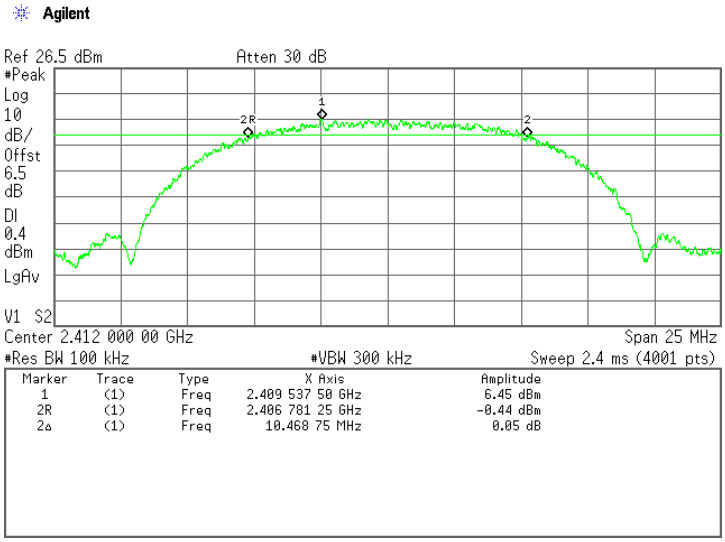

Low Channel - Plot

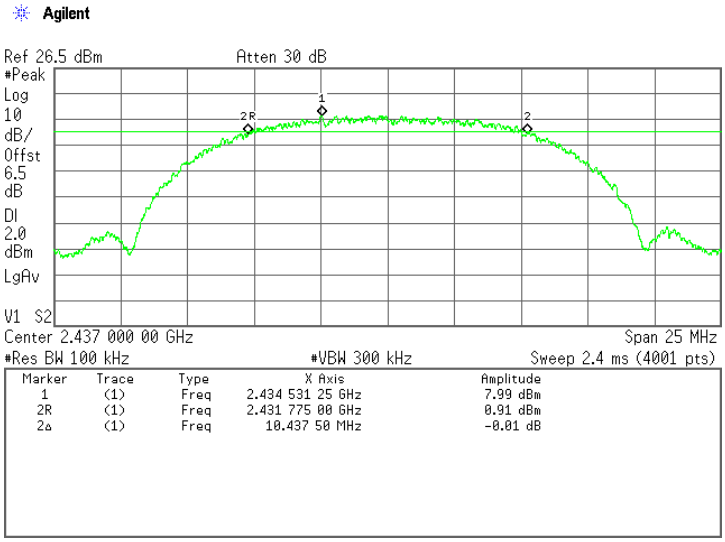

Mid Channel - Plot

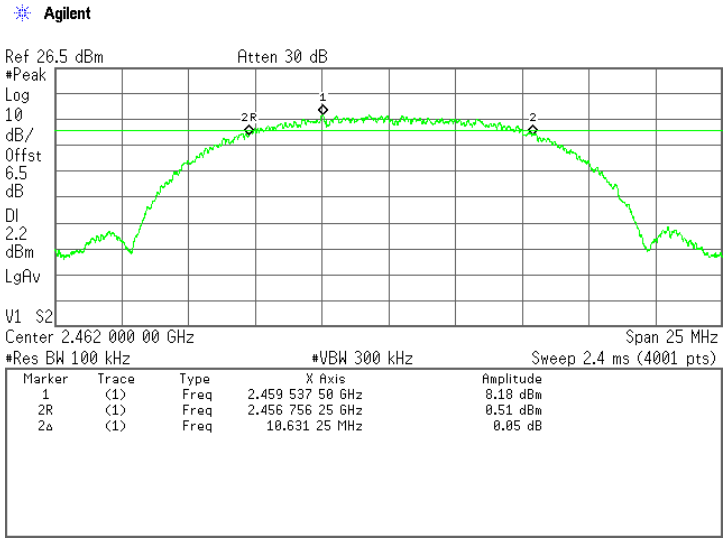

High Channel - Plot

Resideo LLC.
2 Corporate Center Dr., Melville, NY 11747 TEL: (516) 577-2000

This report shall not be reproduced except in full, without the written approval of Ademco Inc.

802.11b 11Mbps – Top Antenna

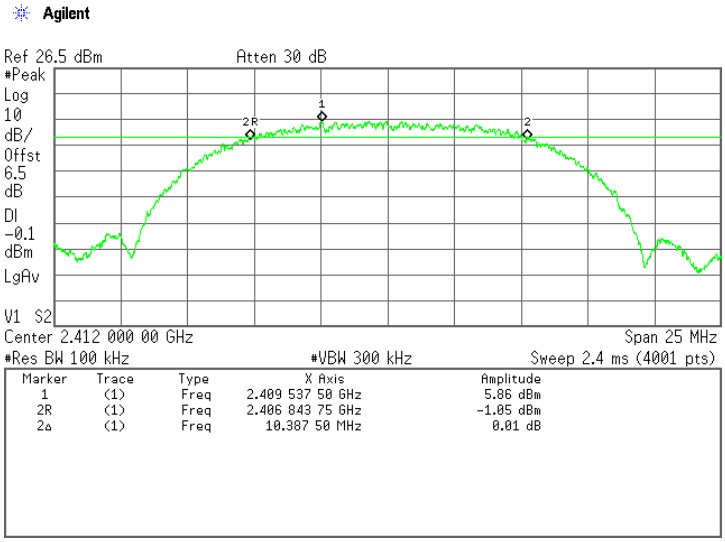

Low Channel - Plot

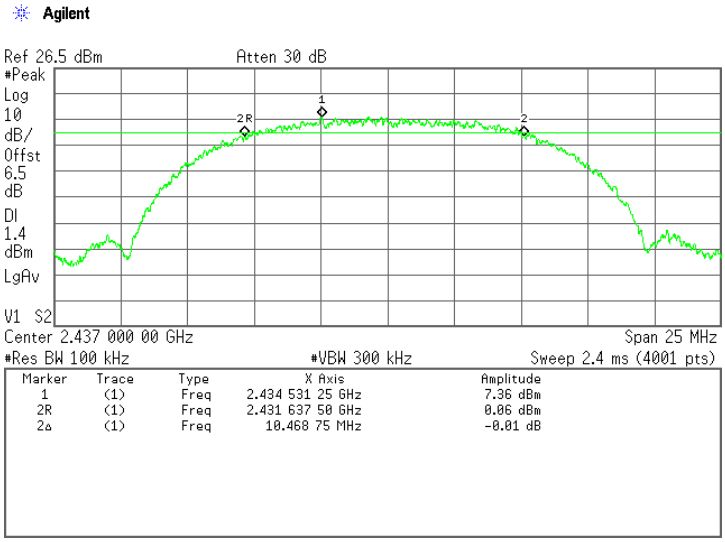

Mid Channel - Plot

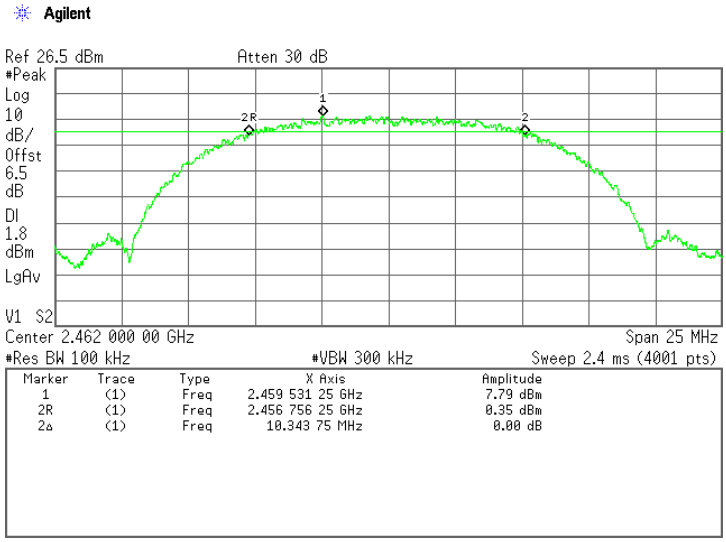

High Channel - Plot

Resideo LLC.
2 Corporate Center Dr., Melville, NY 11747 TEL: (516) 577-2000

This report shall not be reproduced except in full, without the written approval of Ademco Inc.

802.11g 6Mbps – Side Antenna

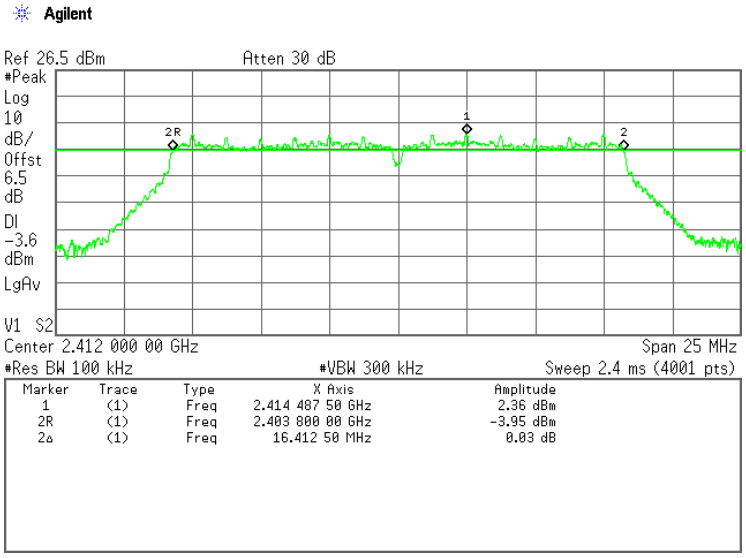

Low Channel - Plot

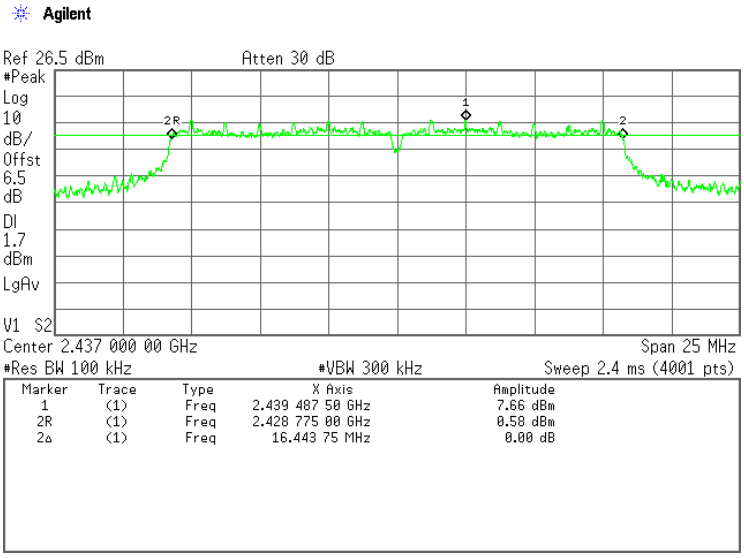

Mid Channel - Plot

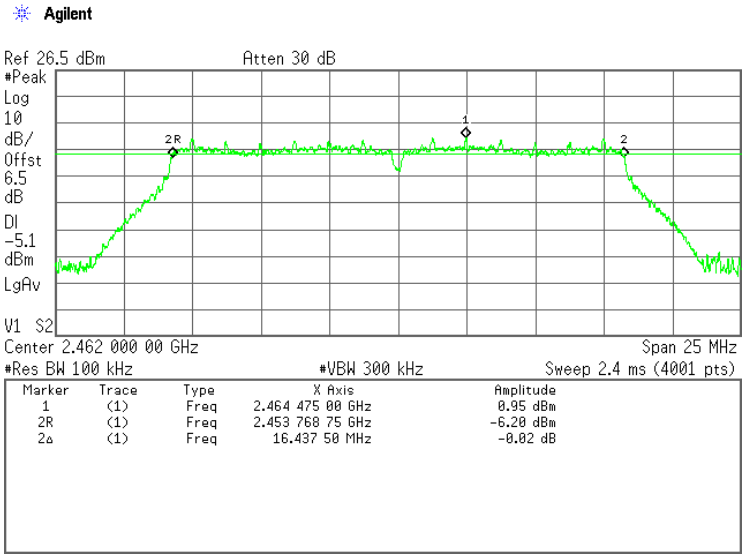

High Channel - Plot

Resideo LLC.
2 Corporate Center Dr., Melville, NY 11747 TEL: (516) 577-2000

This report shall not be reproduced except in full, without the written approval of Ademco Inc.

802.11g 6Mbps – Top Antenna

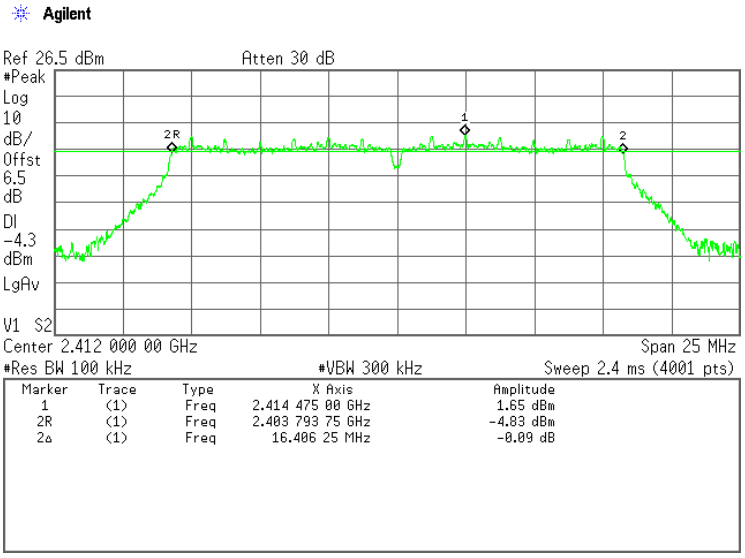

Low Channel - Plot

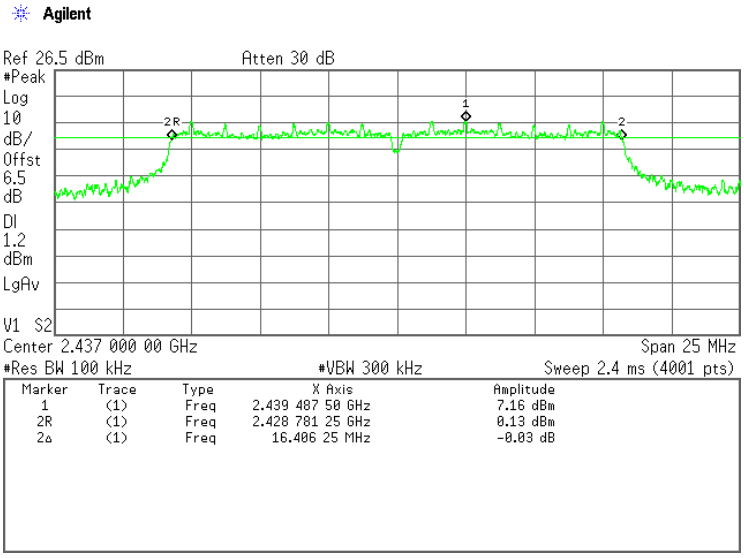

Mid Channel - Plot

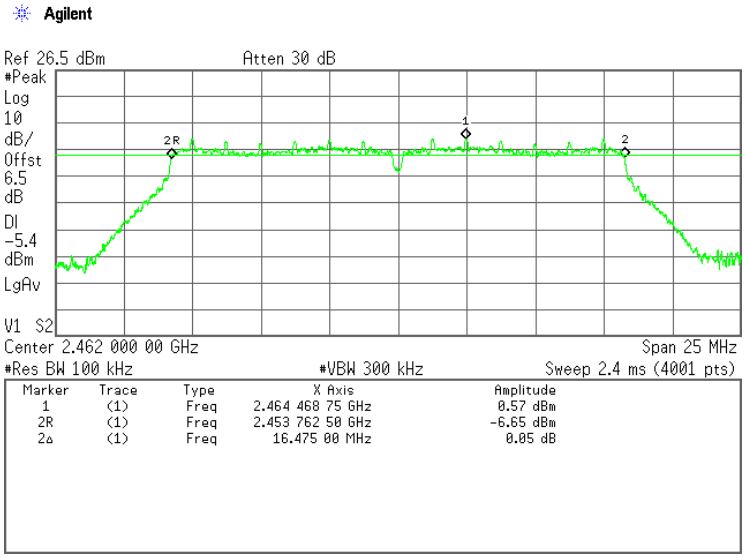

High Channel - Plot

Resideo LLC.
2 Corporate Center Dr., Melville, NY 11747 TEL: (516) 577-2000

This report shall not be reproduced except in full, without the written approval of Ademco Inc.

802.11g 36Mbps – Side Antenna

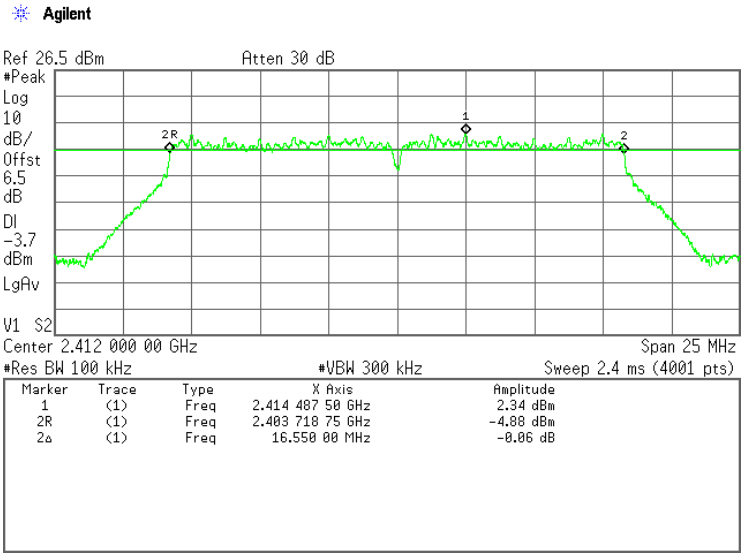

Low Channel - Plot

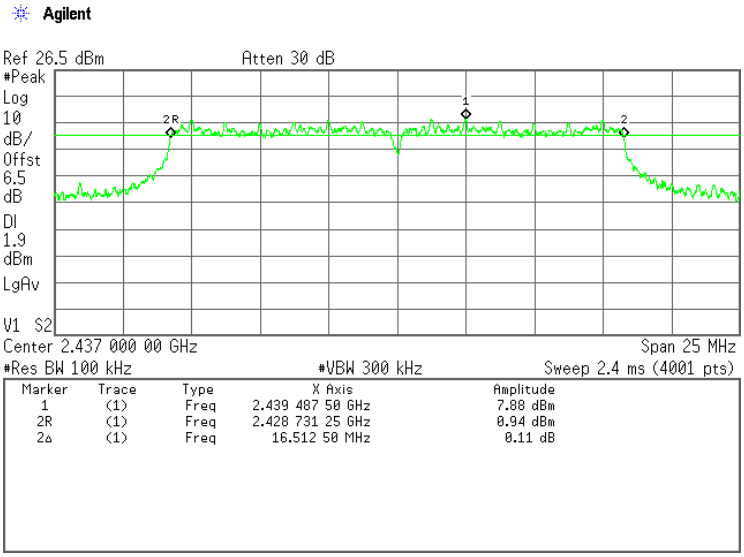

Mid Channel - Plot

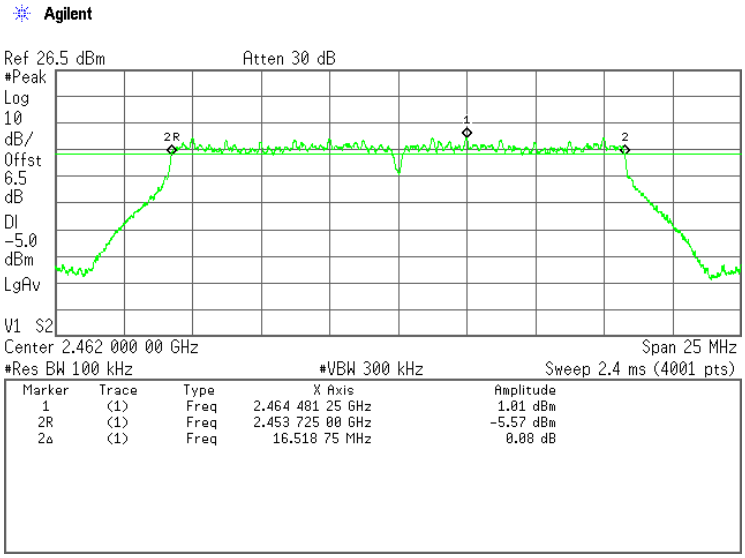

High Channel - Plot

Resideo LLC.
2 Corporate Center Dr., Melville, NY 11747 TEL: (516) 577-2000

This report shall not be reproduced except in full, without the written approval of Ademco Inc.

802.11g 36Mbps – Top Antenna

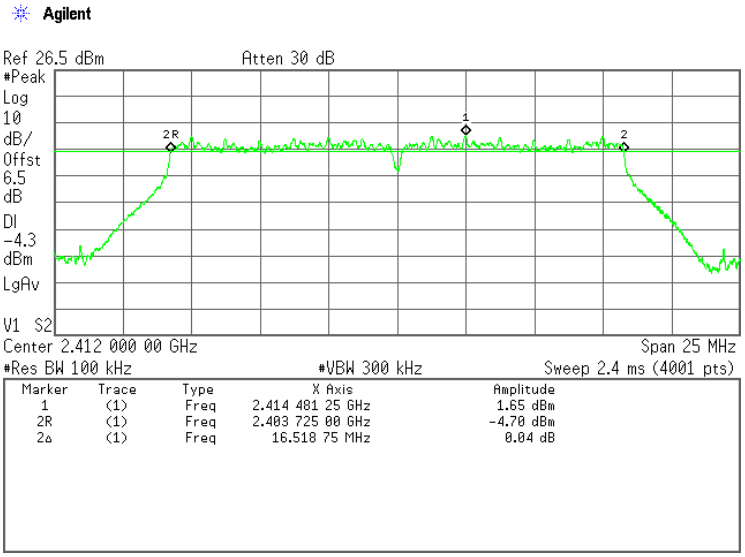

Low Channel - Plot

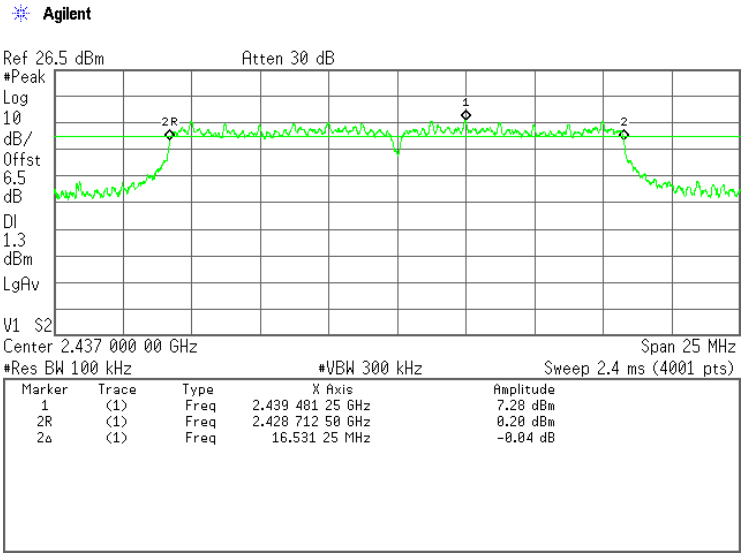

Mid Channel - Plot

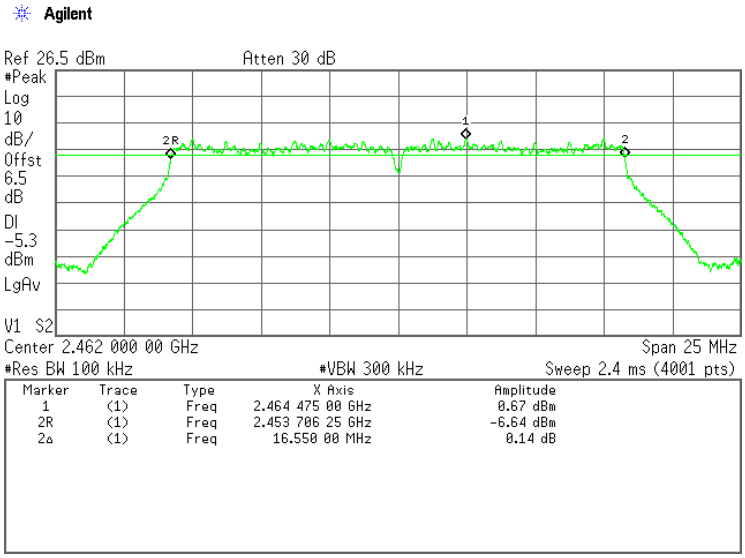

High Channel - Plot

Resideo LLC.
2 Corporate Center Dr., Melville, NY 11747 TEL: (516) 577-2000

This report shall not be reproduced except in full, without the written approval of Ademco Inc.

802.11g 54Mbps – Side Antenna

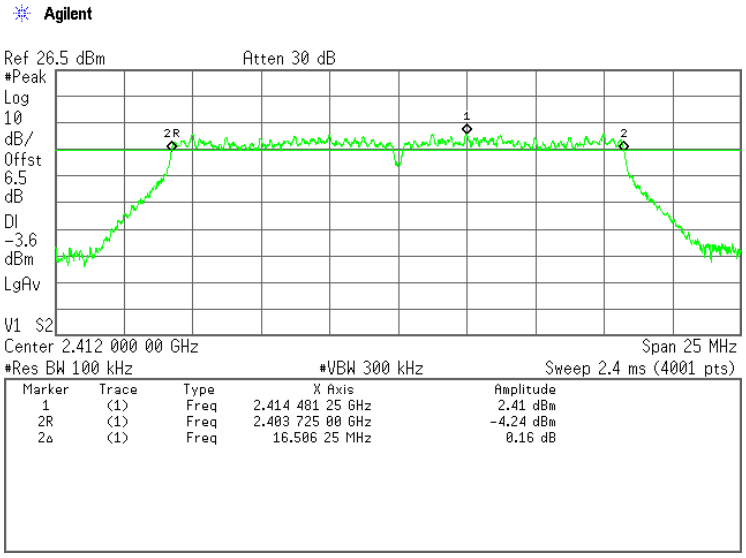

Low Channel - Plot

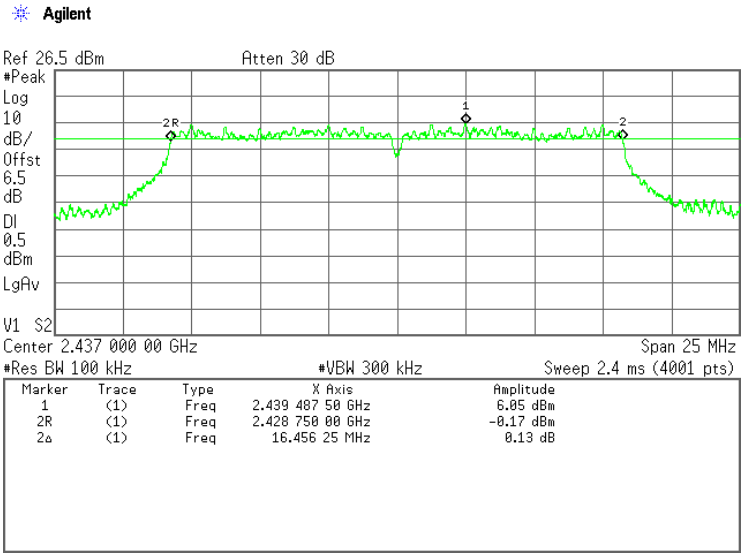

Mid Channel - Plot

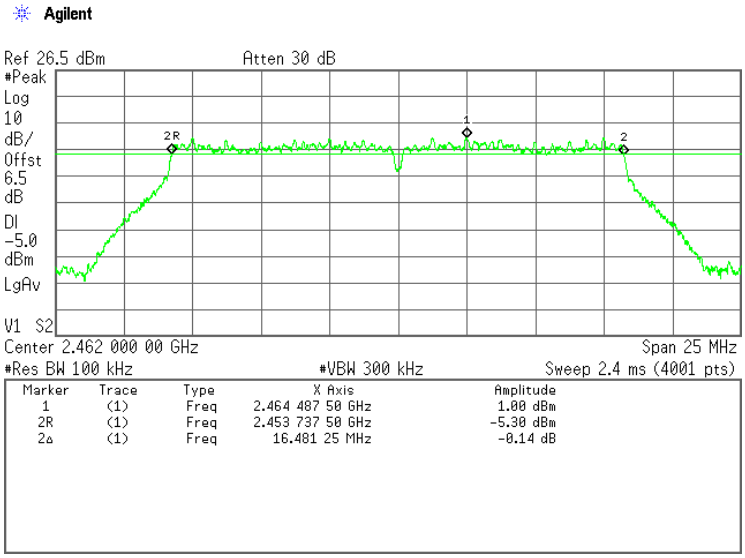

High Channel - Plot

Resideo LLC.
2 Corporate Center Dr., Melville, NY 11747 TEL: (516) 577-2000

This report shall not be reproduced except in full, without the written approval of Ademco Inc.

802.11g 54Mbps – Top Antenna

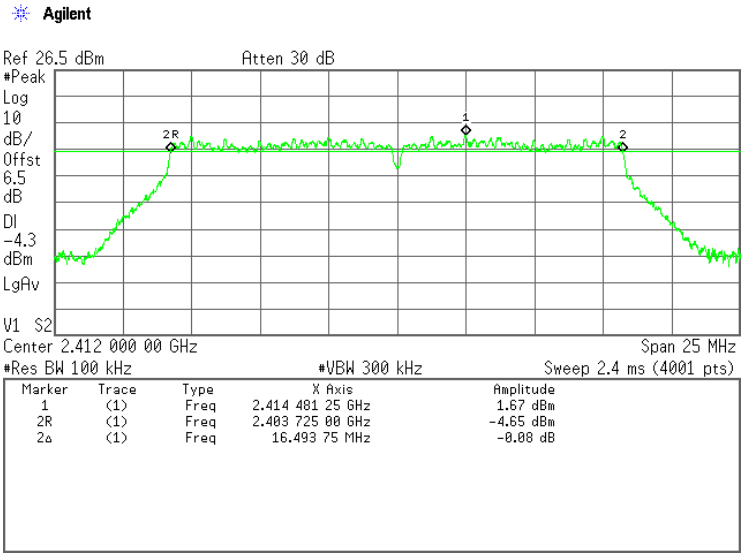

Low Channel - Plot

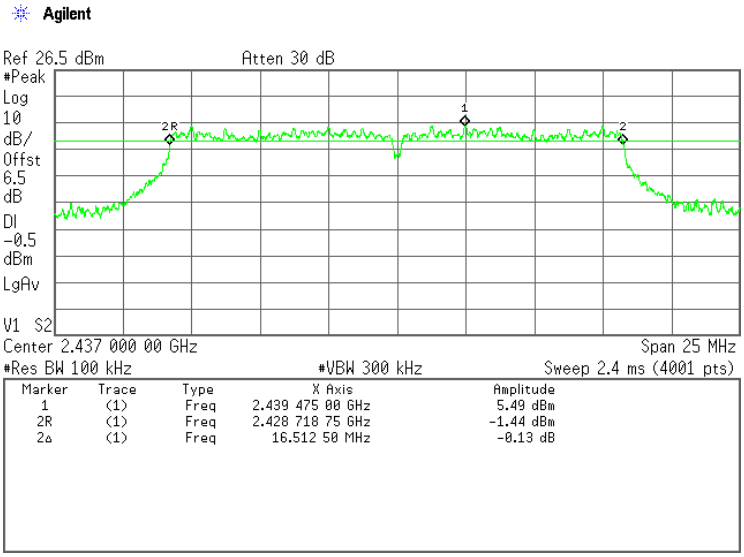

Mid Channel - Plot

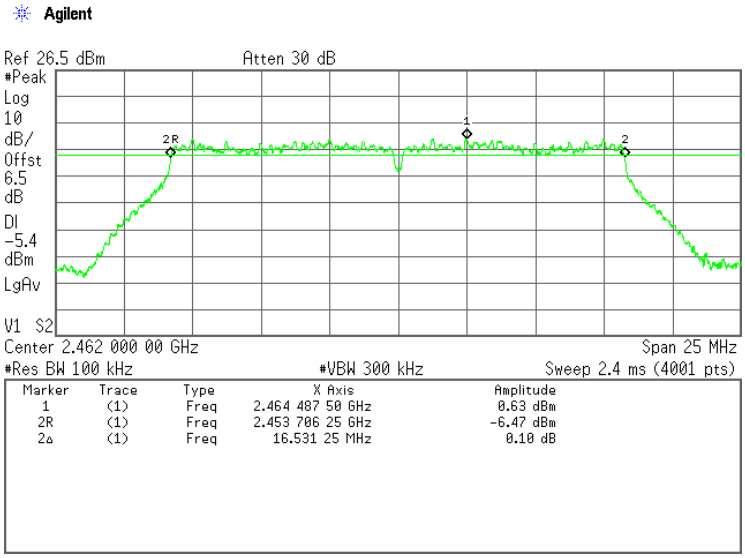

High Channel - Plot

Resideo LLC.
2 Corporate Center Dr., Melville, NY 11747 TEL: (516) 577-2000

This report shall not be reproduced except in full, without the written approval of Ademco Inc.

802.11n HT20 mcs0 – Side Antenna

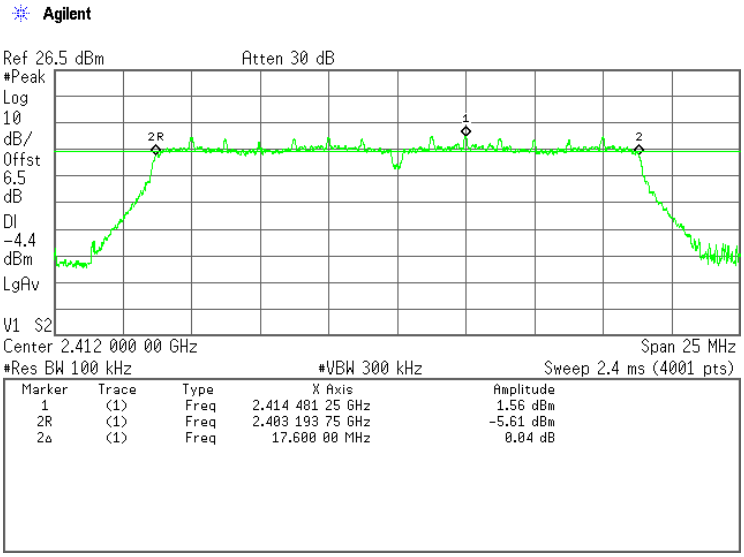

Low Channel - Plot

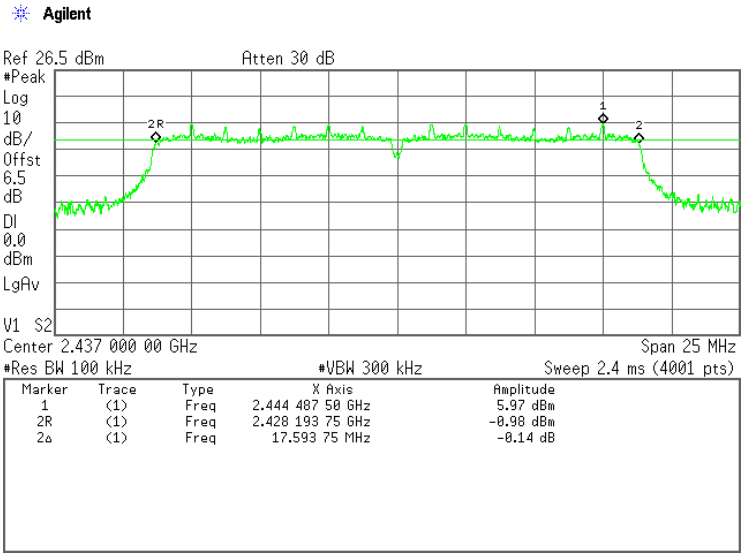

Mid Channel - Plot

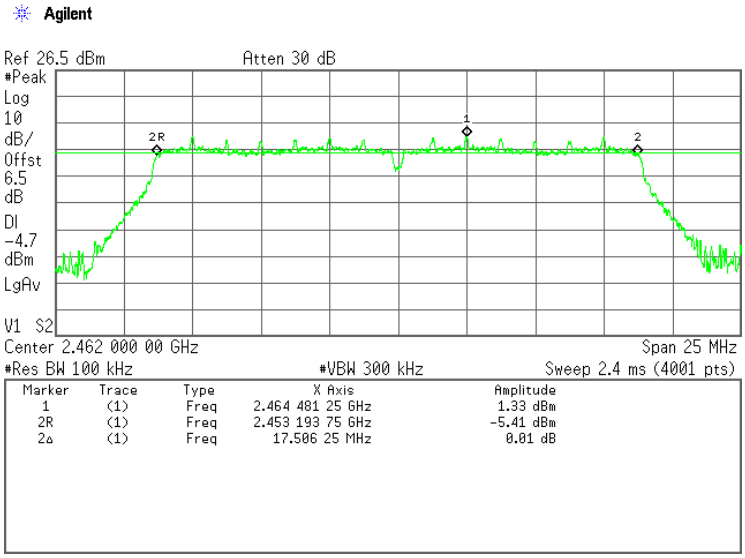

High Channel - Plot

Resideo LLC.
2 Corporate Center Dr., Melville, NY 11747 TEL: (516) 577-2000

This report shall not be reproduced except in full, without the written approval of Ademco Inc.

802.11n HT20 mcs0 – Top Antenna

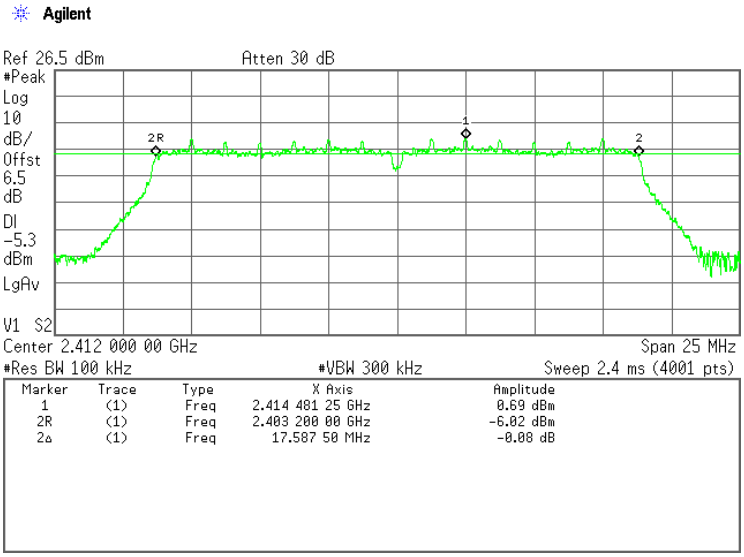

Low Channel - Plot

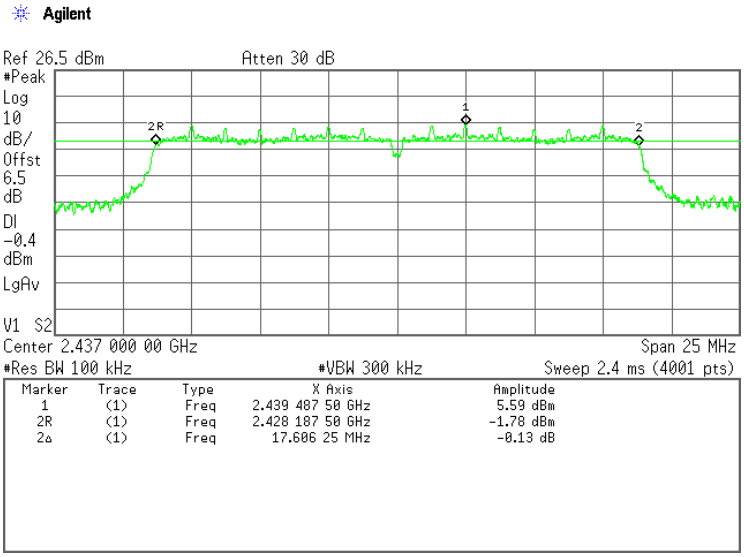

Mid Channel - Plot

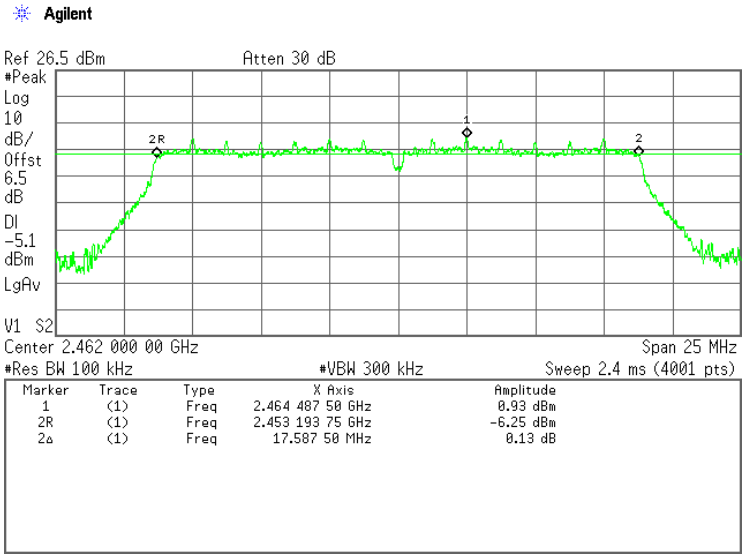

High Channel - Plot

Resideo LLC.
2 Corporate Center Dr., Melville, NY 11747 TEL: (516) 577-2000

This report shall not be reproduced except in full, without the written approval of Ademco Inc.

802.11n HT20 mcs7 – Side Antenna

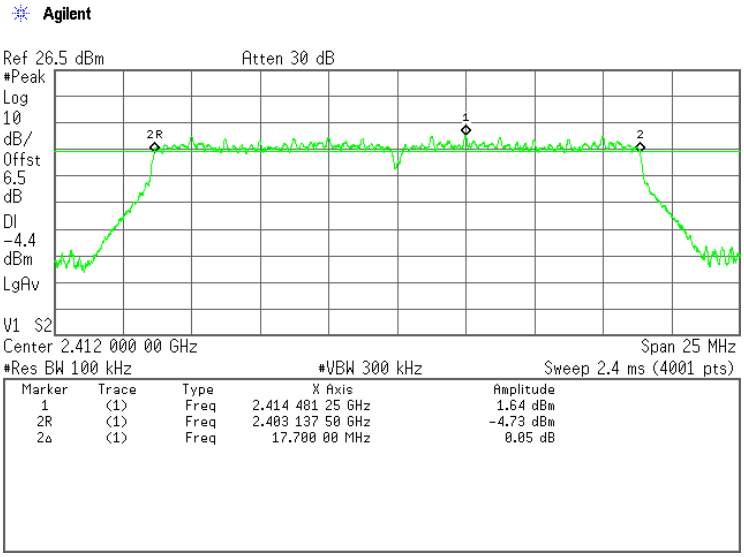

Low Channel - Plot

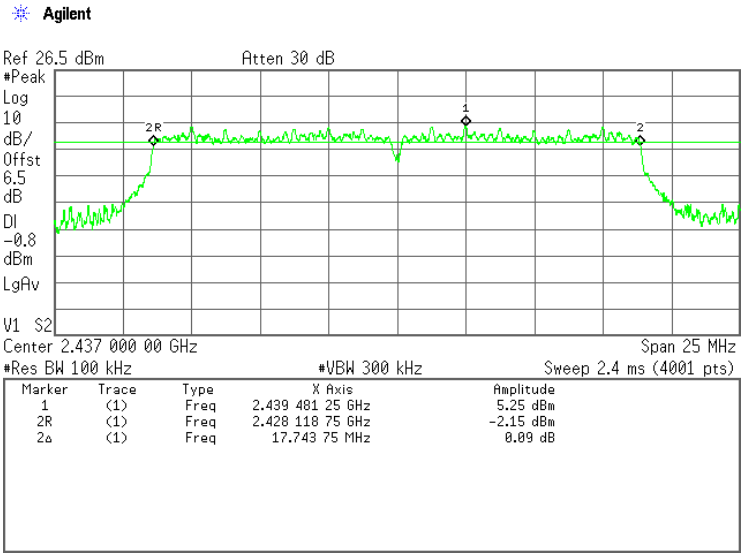

Mid Channel - Plot

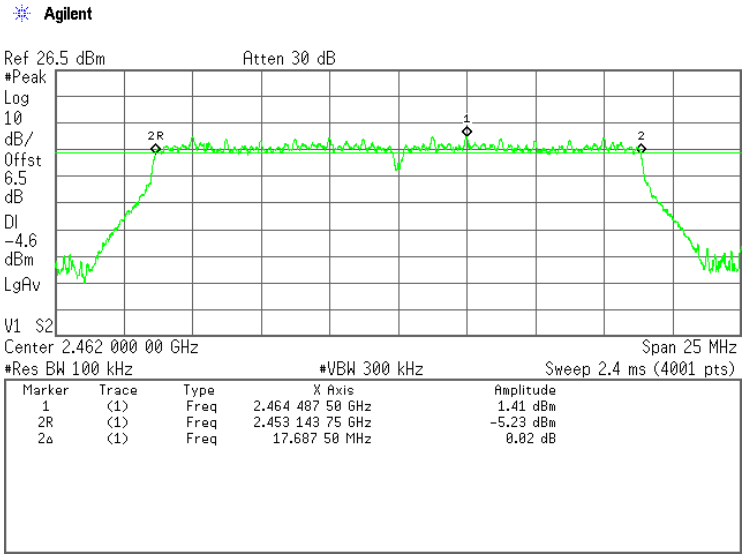

High Channel - Plot

Resideo LLC.
2 Corporate Center Dr., Melville, NY 11747 TEL: (516) 577-2000

This report shall not be reproduced except in full, without the written approval of Ademco Inc.

802.11n HT20 mcs7 – Top Antenna

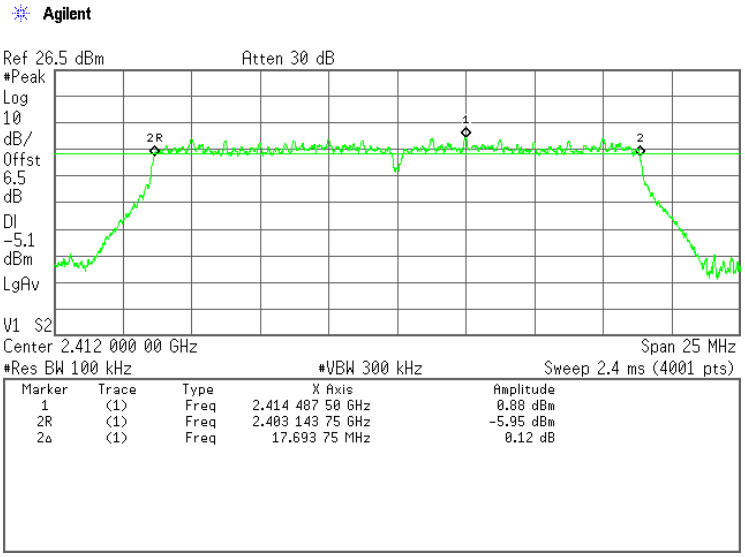

Low Channel - Plot

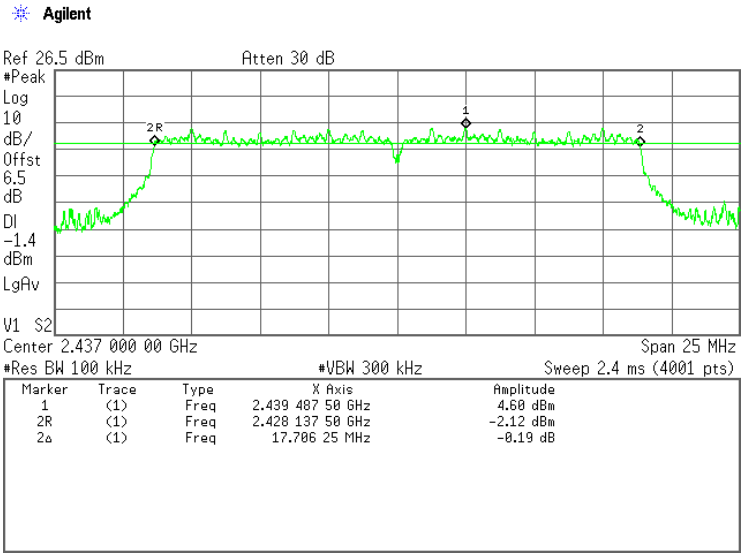

Mid Channel - Plot

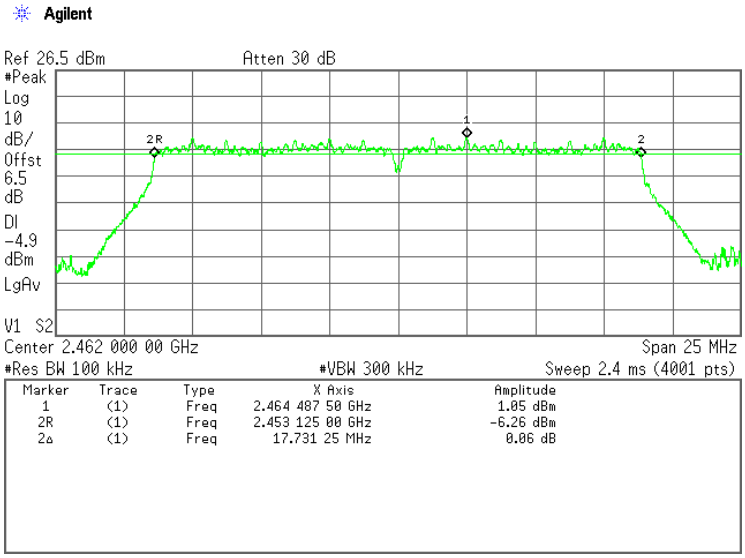

High Channel - Plot

Resideo LLC.
2 Corporate Center Dr., Melville, NY 11747 TEL: (516) 577-2000

This report shall not be reproduced except in full, without the written approval of Ademco Inc.

802.11n HT40 mcs0 – Side Antenna

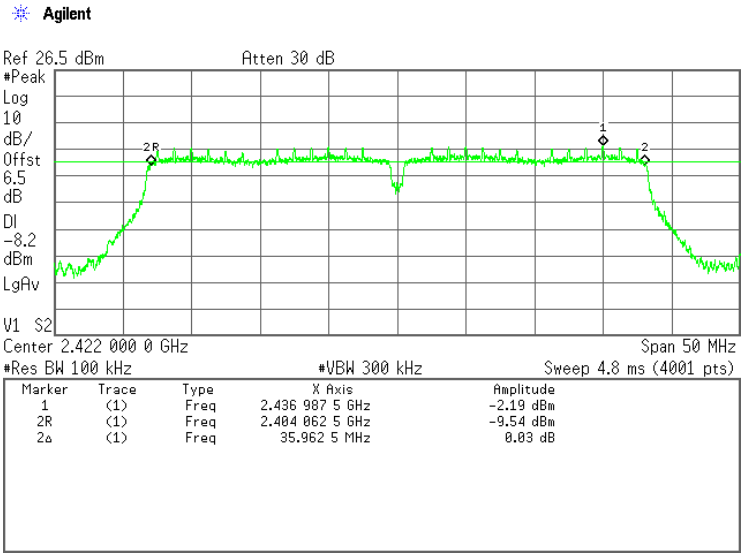

Low Channel - Plot

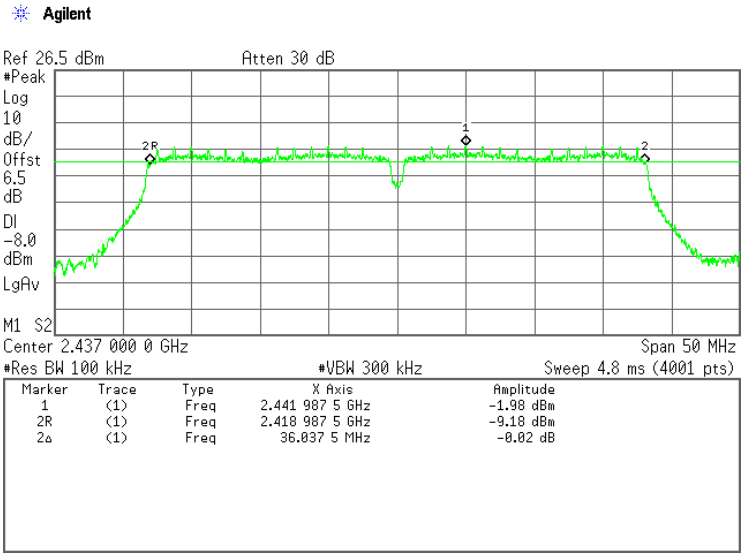

Mid Channel - Plot

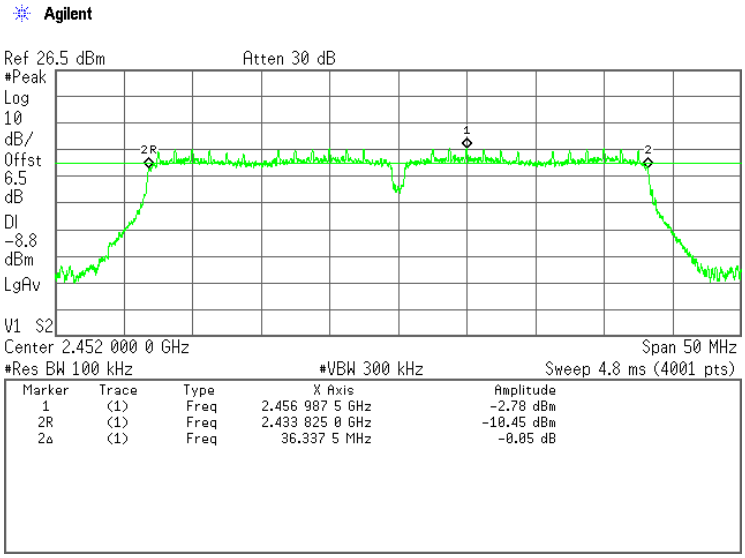

High Channel - Plot

Resideo LLC.
2 Corporate Center Dr., Melville, NY 11747 TEL: (516) 577-2000

This report shall not be reproduced except in full, without the written approval of Ademco Inc.

802.11n HT40 mcs0 – Top Antenna

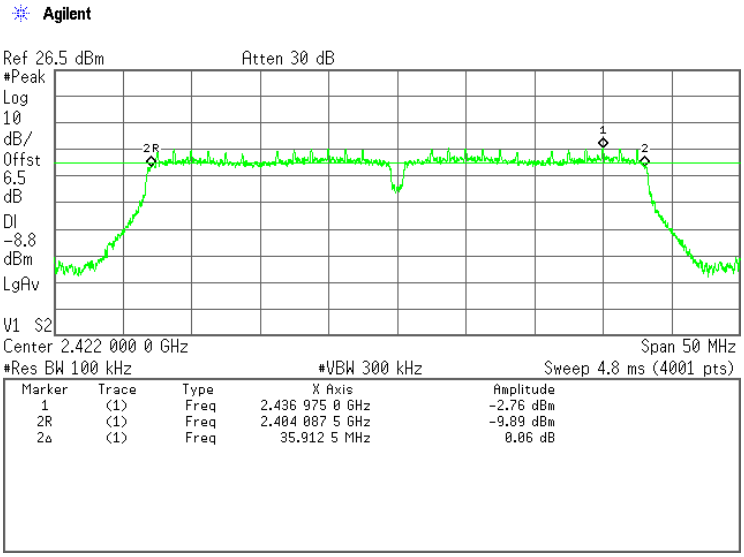

Low Channel - Plot

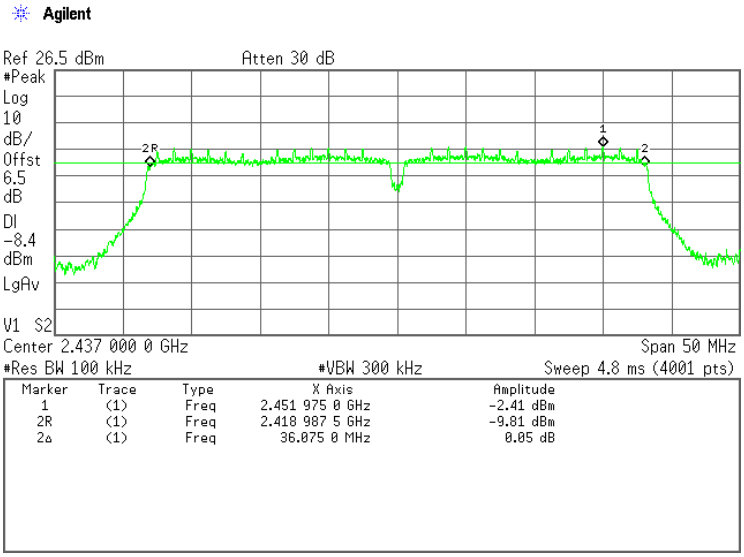

Mid Channel - Plot

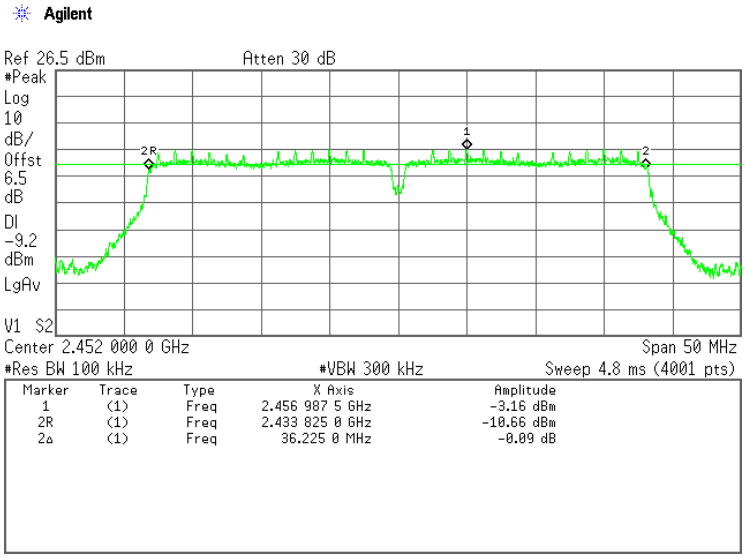

High Channel - Plot

Resideo LLC.
2 Corporate Center Dr., Melville, NY 11747 TEL: (516) 577-2000

This report shall not be reproduced except in full, without the written approval of Ademco Inc.

802.11n HT40 mcs7 – Side Antenna

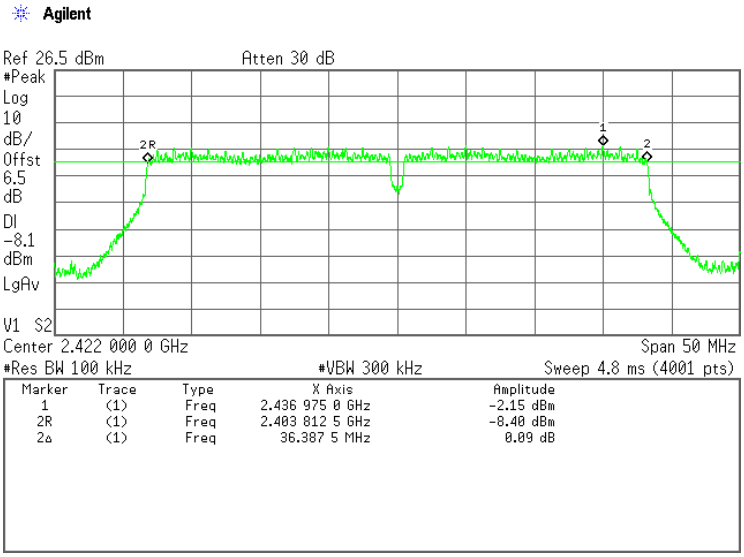

Low Channel - Plot

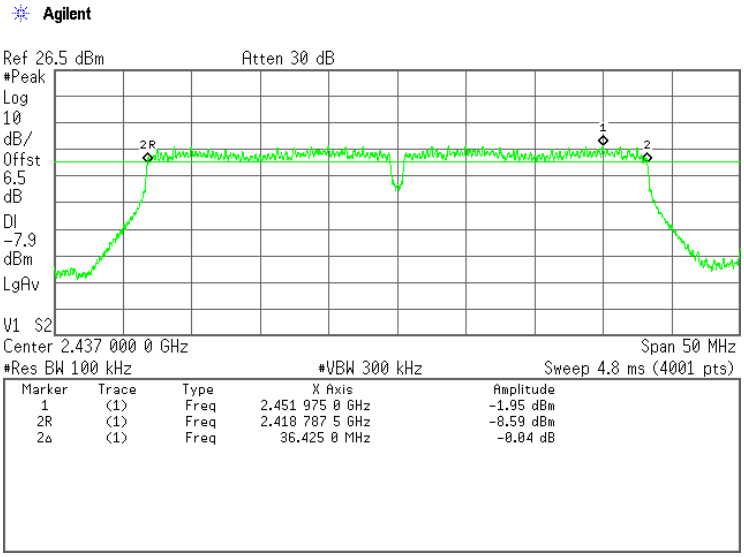

Mid Channel - Plot

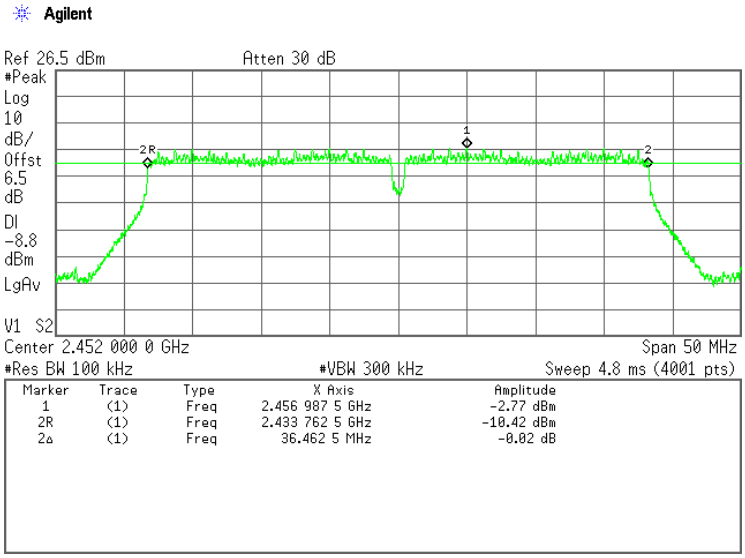

High Channel - Plot

Resideo LLC.
2 Corporate Center Dr., Melville, NY 11747 TEL: (516) 577-2000

This report shall not be reproduced except in full, without the written approval of Ademco Inc.

802.11n HT40 mcs7 – Top Antenna

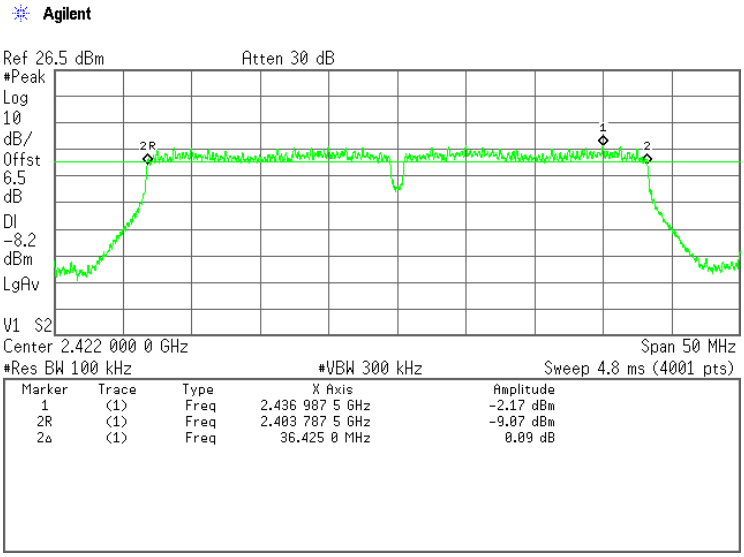

Low Channel - Plot

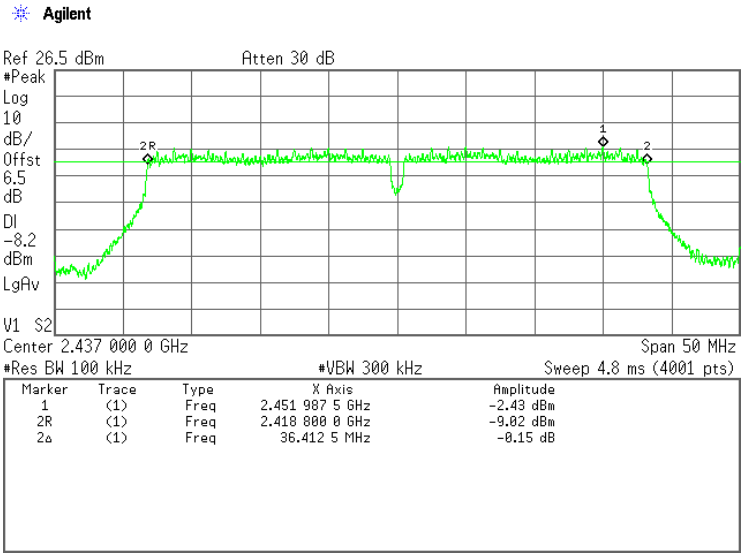

Mid Channel - Plot

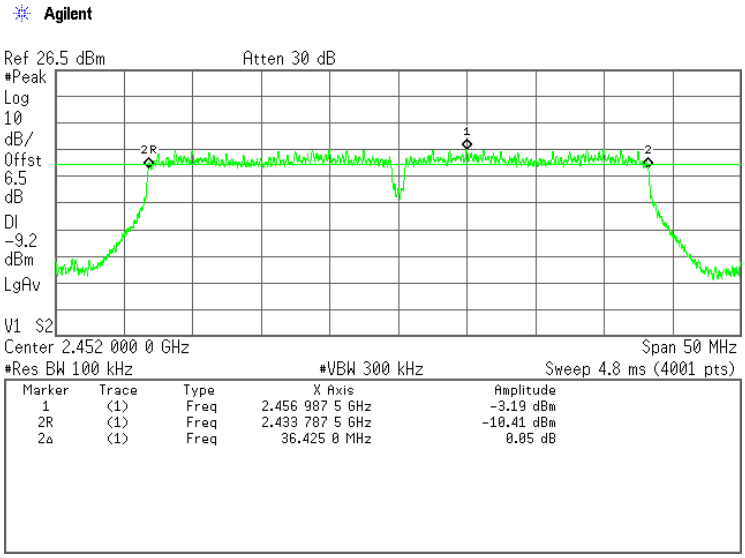

High Channel - Plot

Resideo LLC.
2 Corporate Center Dr., Melville, NY 11747 TEL: (516) 577-2000

This report shall not be reproduced except in full, without the written approval of Ademco Inc.

99% Occupied Bandwidth

Test Description

The emission bandwidth (x dB) is defined as the frequency range between two points, one above and one below the carrier frequency, at which the spectral density of the emission is attenuated x dB below the maximum in-band spectral density of the modulated signal. Spectral density (power per unit bandwidth) is to be measured with a detector of resolution bandwidth in the range of 1% to 5% of the anticipated emission bandwidth, and a video bandwidth at least 3x the resolution bandwidth.
When the occupied bandwidth limit is not stated in the applicable RSS or reference measurement method, the transmitted signal bandwidth shall be reported as the 99% emission bandwidth, as calculated or measured.

Worst-Case scenario

The 99% bandwidth was measured only for the data rates with the Maximum Output Power for each mode.

Test Criteria

Reference	Limit
RSS-GEN, Section 6.6	N/A

Test Information

Tester	Test Location	Date	Temperature (ºC)	Humidity (%RH)	Pressure (mbar)	Results (P/F)
Jose Badia	RF Lab	6/11/2025	23.33	51	1021.0	P

Test Results

802.11b – 1Mbps

Channel	Frequency (MHz)	99% Bandwidth (in MHz)	
		Side Antenna	Top Antenna
Low	2412	13.49	13.31
Mid	2437	13.55	13.67
High	2462	13.62	13.42

802.11g – 54Mbps

Channel	Frequency (MHz)	99% Bandwidth (in MHz)	
		Side Antenna	Top Antenna
Low	2412	16.71	16.62
Mid	2437	16.78	16.50
High	2462	16.68	16.56

Resideo LLC.
2 Corporate Center Dr., Melville, NY 11747 TEL: (516) 577-2000
This report shall not be reproduced except in full, without the written approval of Ademco Inc.

802.11n HT20 – msc0

Channel	Frequency (MHz)	99% Bandwidth (in MHz)	
		Side Antenna	Top Antenna
Low	2412	17.79	17.84
Mid	2437	17.78	17.76
High	2462	17.75	17.80

802.11n HT40 – msc7

Channel	Frequency (MHz)	99% Bandwidth (in MHz)	
		Side Antenna	Top Antenna
Low	2422	36.22	36.32
Mid	2437	36.15	36.15
High	2452	36.41	36.15

Resideo LLC.
2 Corporate Center Dr., Melville, NY 11747 TEL: (516) 577-2000

This report shall not be reproduced except in full, without the written approval of Ademco Inc.

99% Occupied Bandwidth plots

802.11b 1Mbps – Side Antenna

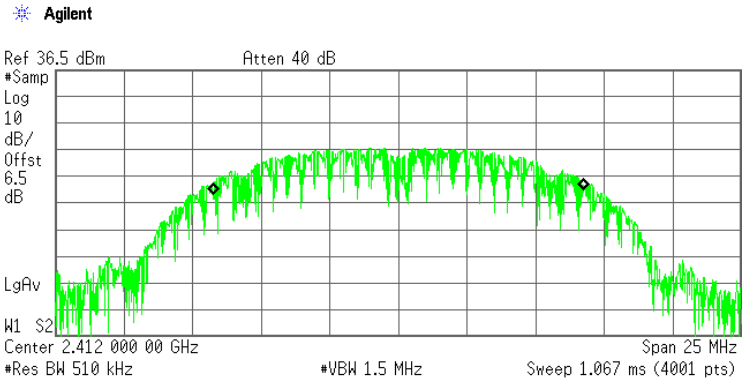

Occupied Bandwidth
13.4885 MHz

Occ BW % Pwr 99.00 %
x dB -26.00 dB

Transmit Freq Error 1.370 kHz
x dB Bandwidth 16.695 MHz*

Low Channel - Plot

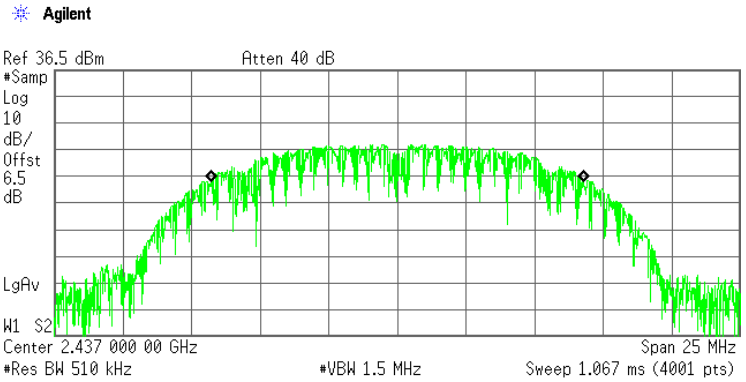

Occupied Bandwidth
13.5537 MHz

Occ BW % Pwr 99.00 %
x dB -26.00 dB

Transmit Freq Error -1.233 kHz
x dB Bandwidth 16.902 MHz*

Mid Channel - Plot

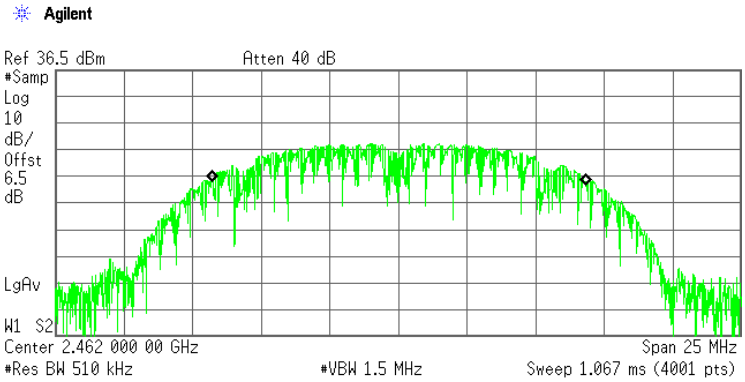

Occupied Bandwidth
13.6213 MHz

Occ BW % Pwr 99.00 %
x dB -26.00 dB

Transmit Freq Error 3.573 kHz
x dB Bandwidth 16.674 MHz*

High Channel - Plot

Resideo LLC.
2 Corporate Center Dr., Melville, NY 11747 TEL: (516) 577-2000

This report shall not be reproduced except in full, without the written approval of Ademco Inc.

802.11b 1Mbps – Top Antenna

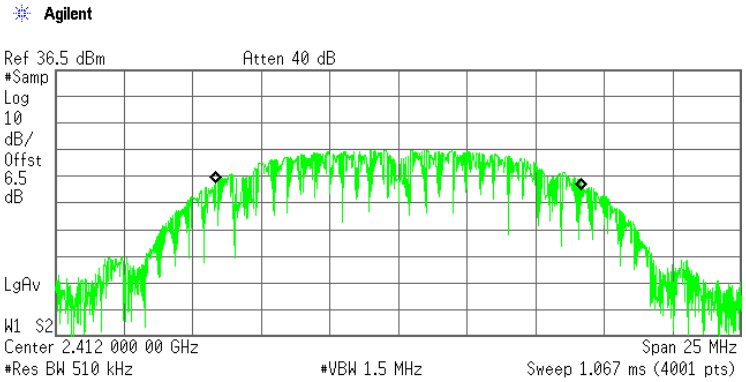

Low Channel - Plot

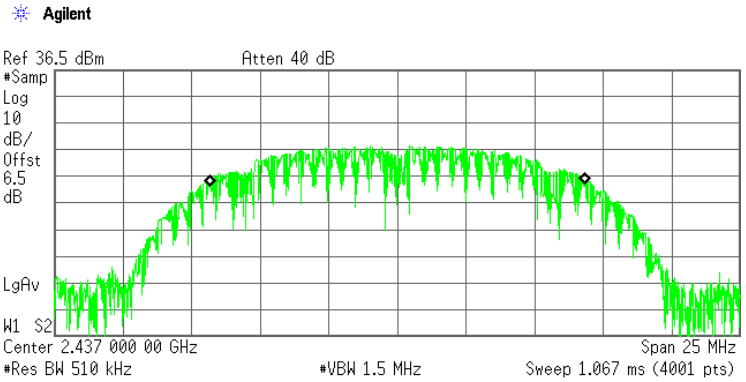

Mid Channel - Plot

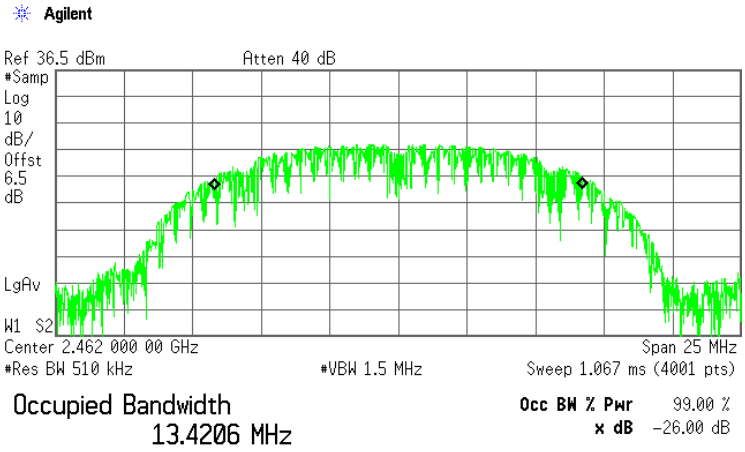

High Channel - Plot

Resideo LLC.
2 Corporate Center Dr., Melville, NY 11747 TEL: (516) 577-2000

This report shall not be reproduced except in full, without the written approval of Ademco Inc.

802.11g 54Mbps – Side Antenna

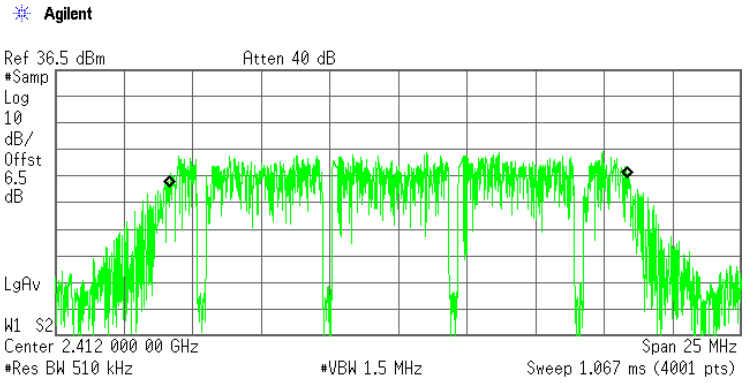

Low Channel - Plot

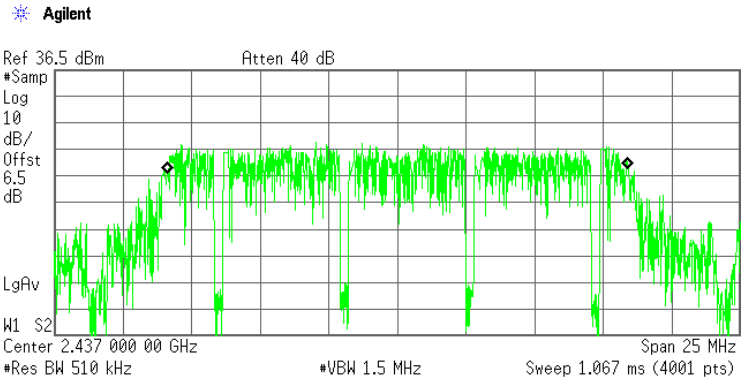

Mid Channel - Plot

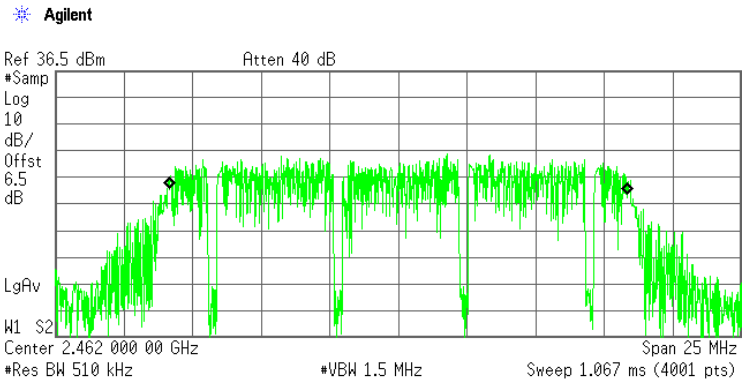

High Channel - Plot

Resideo LLC.
2 Corporate Center Dr., Melville, NY 11747 TEL: (516) 577-2000

This report shall not be reproduced except in full, without the written approval of Ademco Inc.

802.11g 54Mbps – Top Antenna

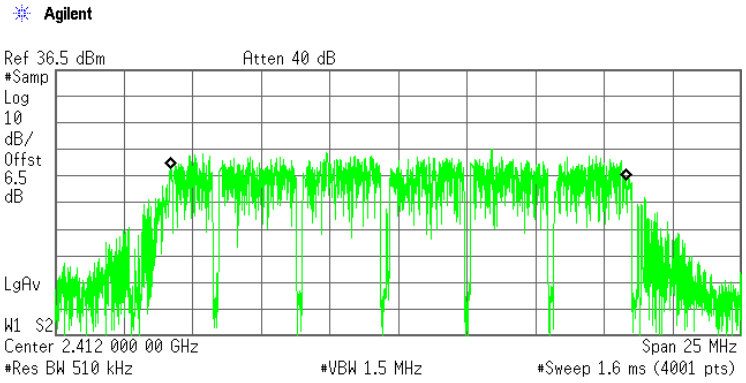

Low Channel - Plot

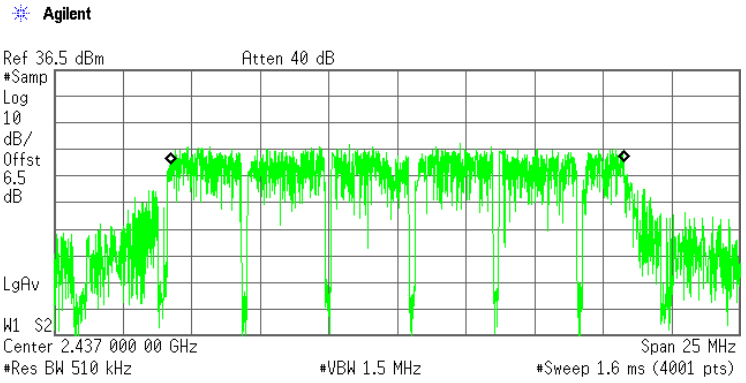

Mid Channel - Plot

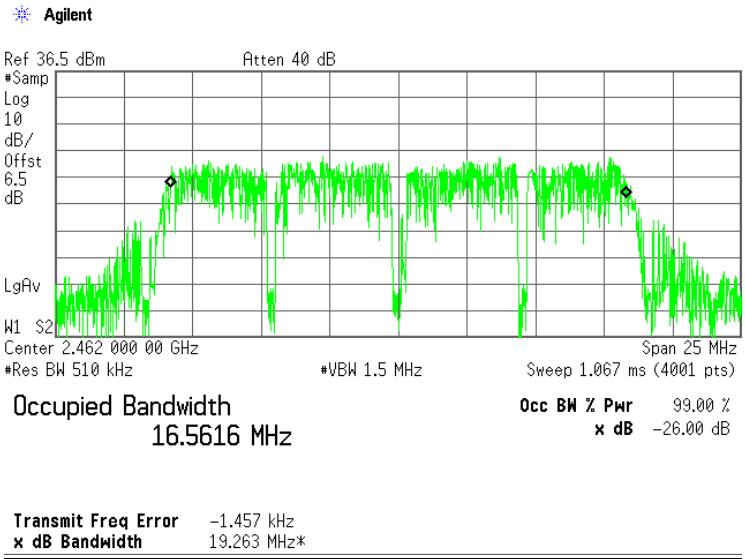

High Channel - Plot

Resideo LLC.
2 Corporate Center Dr., Melville, NY 11747 TEL: (516) 577-2000

This report shall not be reproduced except in full, without the written approval of Ademco Inc.

802.11n HT20 mcs0 – Side Antenna

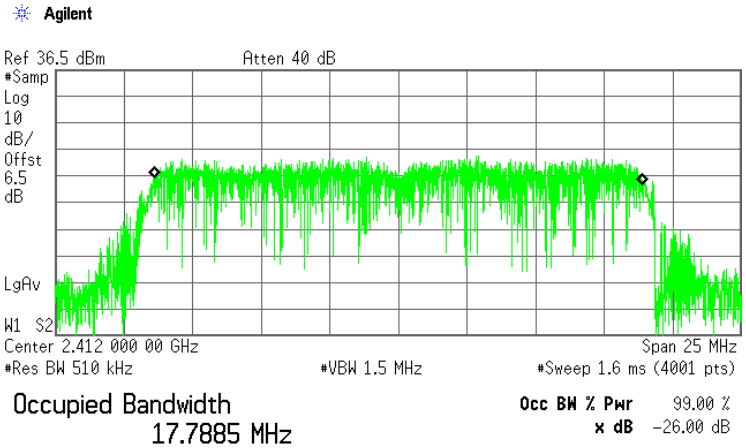

Low Channel - Plot

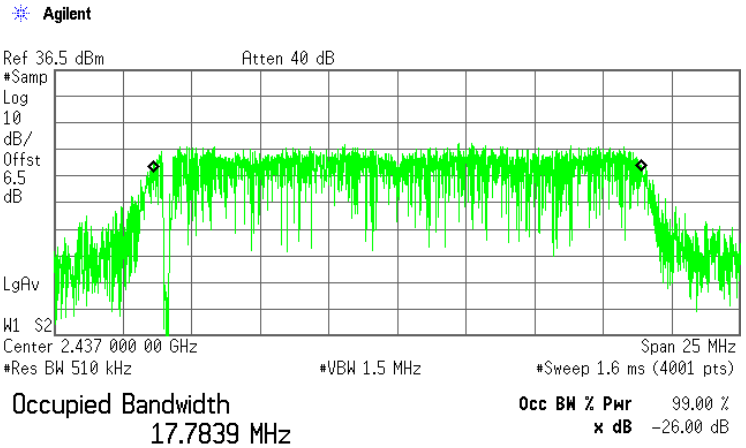

Mid Channel - Plot

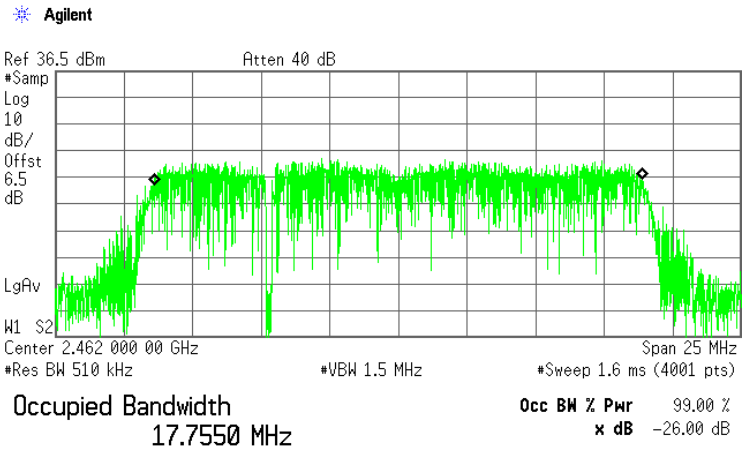

High Channel - Plot

Resideo LLC.
2 Corporate Center Dr., Melville, NY 11747 TEL: (516) 577-2000

This report shall not be reproduced except in full, without the written approval of Ademco Inc.

802.11n HT20 mcs0 – Top Antenna

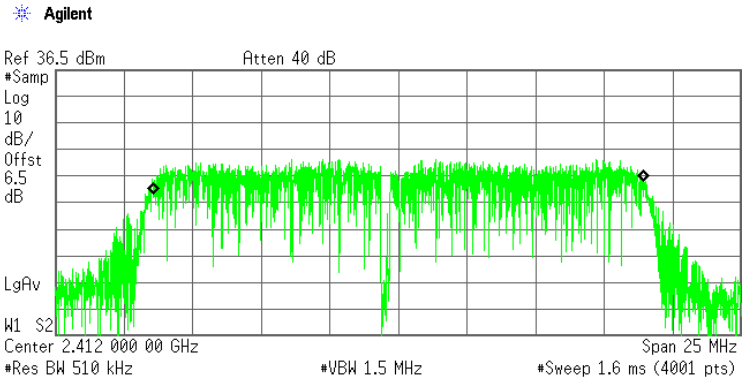

Low Channel - Plot

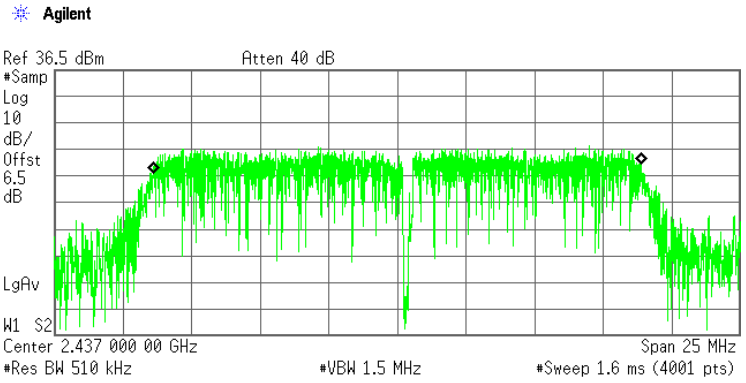

Mid Channel - Plot

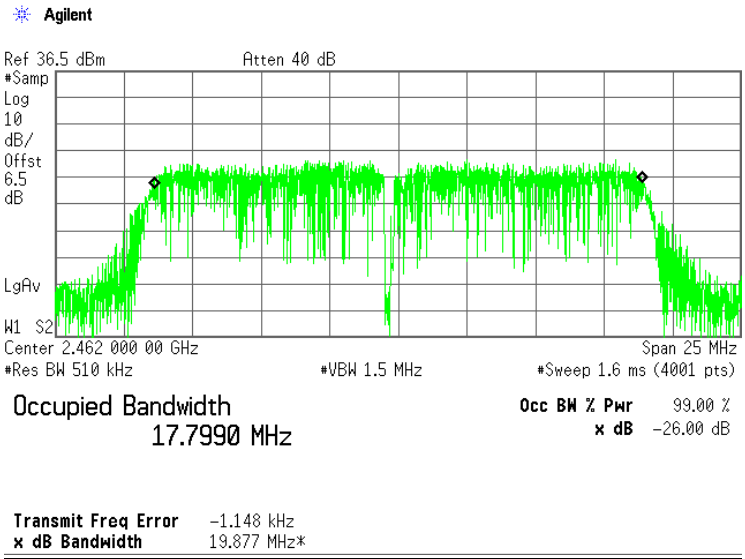

High Channel - Plot

Resideo LLC.
2 Corporate Center Dr., Melville, NY 11747 TEL: (516) 577-2000

This report shall not be reproduced except in full, without the written approval of Ademco Inc.

802.11n HT40 mcs7 – Side Antenna

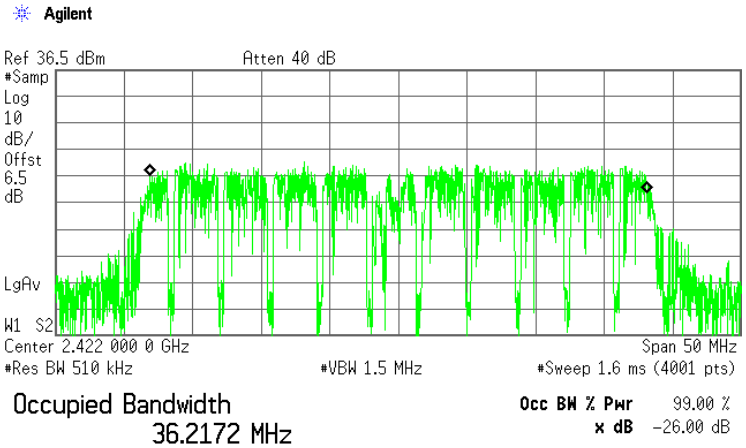

Low Channel - Plot

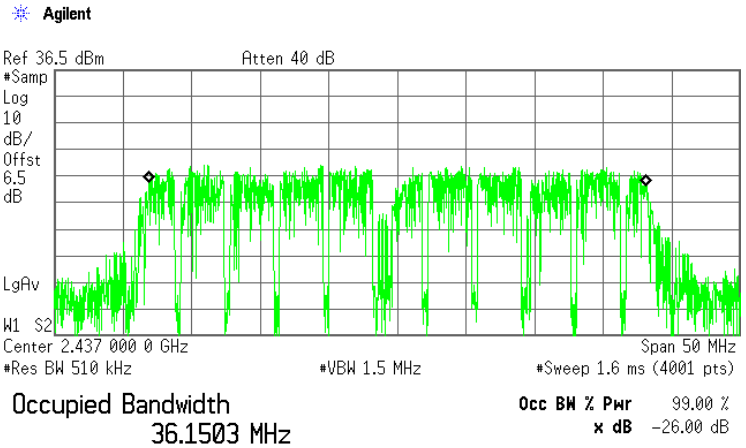

Mid Channel - Plot

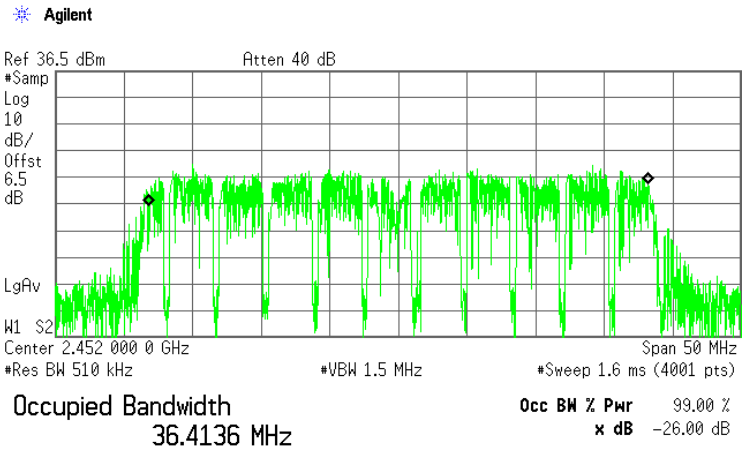

High Channel - Plot

Resideo LLC.
2 Corporate Center Dr., Melville, NY 11747 TEL: (516) 577-2000

This report shall not be reproduced except in full, without the written approval of Ademco Inc.

802.11n HT40 mcs7 – Top Antenna

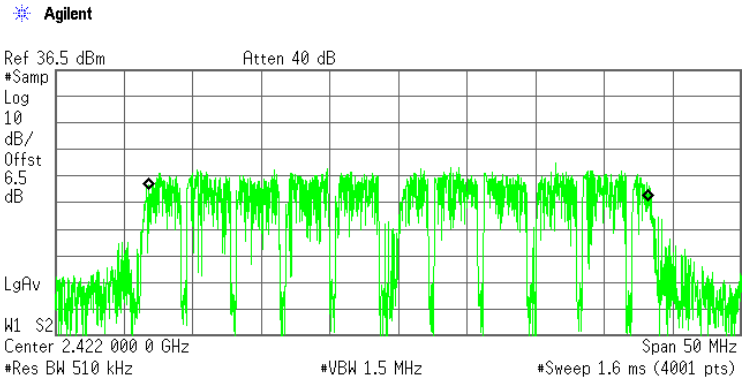

Occupied Bandwidth
36.3178 MHz

Occ BW % Pwr 99.00 %
x dB -26.00 dB

Transmit Freq Error -2.500 kHz
x dB Bandwidth 37.971 MHz*

Low Channel - Plot

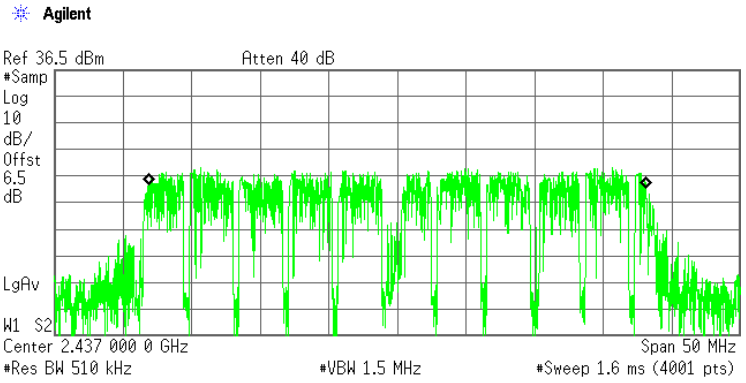

Occupied Bandwidth
36.1518 MHz

Occ BW % Pwr 99.00 %
x dB -26.00 dB

Transmit Freq Error -1.229 kHz
x dB Bandwidth 39.437 MHz*

Mid Channel - Plot

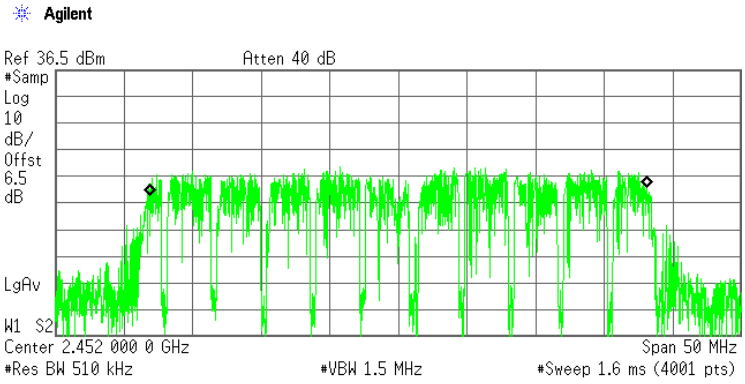

Occupied Bandwidth
36.1535 MHz

Occ BW % Pwr 99.00 %
x dB -26.00 dB

Transmit Freq Error 2.025 kHz
x dB Bandwidth 39.566 MHz*

High Channel - Plot

Resideo LLC.
2 Corporate Center Dr., Melville, NY 11747 TEL: (516) 577-2000

This report shall not be reproduced except in full, without the written approval of Ademco Inc.

Maximum Conducted Output Power

Test Description

For systems using digital modulation in the 902-928MHz, 2400-2483,5MHz and 5725-5850MHz bands, the conducted output power limit (specified below) is based on the use of antennas with directional gains that do not exceed 6 dBi. If transmitting antennas of directional gain greater than 6 dBi are used, the conducted output power from the intentional radiator shall be reduced by the amount in dB that the directional gain of the antenna exceeds 6 dBi.

Maximum peak conducted output power was the method employed to determine fundamental emission output power.

Method PKPM1 per C63.10 and KDB 558074 was utilized for this test program.

Test Criteria

Reference	Limit
CFR 47 Subpart C 15.247 (b)(3) RSS-247 Section 5.4 (d)	1W (30dBm)

Test Information

Tester	Test Location	Date	Temperature (ºC)	Humidity (%RH)	Pressure (mbar)	Results (P/F)
Jose Badia	RF Lab	6/03/2025	21.11	28	1002.9	P

Test Results

802.11b – 1Mbps

Channel	Frequency (MHz)	Tx Channel Power (dBm)	
		Side Antenna	Top Antenna
Low	2412	18.42	18.45
Mid	2437	17.32	16.81
High	2462	19.97	20.40

802.11b – 11Mbps

Channel	Frequency (MHz)	Tx Channel Power (dBm)	
		Side Antenna	Top Antenna
Low	2412	18.33	18.58
Mid	2437	17.22	16.81
High	2462	19.95	20.63

Resideo LLC.
2 Corporate Center Dr., Melville, NY 11747 TEL: (516) 577-2000

This report shall not be reproduced except in full, without the written approval of Ademco Inc.

802.11g – 6Mbps

Channel	Frequency (MHz)	Tx Channel Power (dBm)	
		Side Antenna	Top Antenna
Low	2412	21.76	21.20
Mid	2437	22.26	22.26
High	2462	20.80	20.33

802.11g – 36Mbps

Channel	Frequency (MHz)	Tx Channel Power (dBm)	
		Side Antenna	Top Antenna
Low	2412	21.45	21.20
Mid	2437	22.26	22.26
High	2462	20.34	20.16

802.11g – 54Mbps

Channel	Frequency (MHz)	Tx Channel Power (dBm)	
		Side Antenna	Top Antenna
Low	2412	21.12	21.28
Mid	2437	22.26	22.26
High	2462	20.16	20.50

802.11n HT20 – msc0

Channel	Frequency (MHz)	Tx Channel Power (dBm)	
		Side Antenna	Top Antenna
Low	2412	21.61	21.56
Mid	2437	22.26	22.26
High	2462	21.13	22.04

802.11n HT20 – msc7

Channel	Frequency (MHz)	Tx Channel Power (dBm)	
		Side Antenna	Top Antenna
Low	2412	21.81	20.29
Mid	2437	22.26	22.26
High	2462	21.38	20.81

802.11n HT40 – msc0

Channel	Frequency (MHz)	Tx Channel Power (dBm)	
		Side Antenna	Top Antenna
Low	2422	20.24	20.68
Mid	2437	22.26	22.26
High	2452	20.26	19.92

802.11n HT40 – msc7

Channel	Frequency (MHz)	Tx Channel Power (dBm)	
		Side Antenna	Top Antenna
Low	2422	20.87	21.17

Resideo LLC.
2 Corporate Center Dr., Melville, NY 11747 TEL: (516) 577-2000

This report shall not be reproduced except in full, without the written approval of Ademco Inc.

Mid	2437	21.22	22.26
High	2452	20.81	19.65

Output Power Plots:

Note: PKPM1 method uses a power meter for measurement and therefore no plots are produced.

Maximum Power Spectral Density

Test Description

The DTS rules specify a conducted PSD limit within the *DTS bandwidth* during any time interval of continuous transmission. Such specifications require that the same method as used to determine the conducted output power shall also be used to determine the power spectral density. Therefore, if maximum peak conducted output power was measured to demonstrate compliance to the output power limit, then the peak PSD procedure below (Method PKPSD) shall be used. If maximum conducted output power was measured to demonstrate compliance to the output power limit, then one of the average PSD procedures shall be used.

Since maximum peak conducted output power was the method employed to determine fundamental emission output power, then the peak power spectral density method was utilized.

Method PKPSD per C63.10 and KDB 558074 was utilized for this test program.

Test Criteria

Reference	Limit
CFR 47 Subpart C 15.247 (e) RSS-247 Section 5.2 (b)	< 8 dBm in any 3 kHz Band

Test Information

Tester	Test Location	Date	Temperature (ºC)	Humidity (%RH)	Pressure (mbar)	Results (P/F)
Jose Badia	RF Lab	6/02/2025	21.67	40	1017	P

Test Results

802.11b – 1Mbps

Channel	Frequency (MHz)	Max PSD (dBm)	
		Side Antenna	Top Antenna
Low	2412	-3.92	-3.63
Mid	2437	-4.87	-6.81
High	2462	-3.34	-3.23

Resideo LLC.
2 Corporate Center Dr., Melville, NY 11747 TEL: (516) 577-2000

This report shall not be reproduced except in full, without the written approval of Ademco Inc.

802.11b – 11Mbps

Channel	Frequency (MHz)	Max PSD (dBm)	
		Side Antenna	Top Antenna
Low	2412	0.00	0.93
Mid	2437	-0.10	0.43
High	2462	3.37	4.09

802.11g – 6Mbps

Channel	Frequency (MHz)	Max PSD (dBm)	
		Side Antenna	Top Antenna
Low	2412	-11.92	-12.56
Mid	2437	-6.97	-7.61
High	2462	-12.48	-13.85

802.11g – 36Mbps

Channel	Frequency (MHz)	Max PSD (dBm)	
		Side Antenna	Top Antenna
Low	2412	-11.51	-12.98
Mid	2437	-5.57	-7.42
High	2462	-14.16	-12.75

802.11g – 54Mbps

Channel	Frequency (MHz)	Max PSD (dBm)	
		Side Antenna	Top Antenna
Low	2412	-9.95	-10.94
Mid	2437	-6.91	-7.79
High	2462	-13.56	-13.81

802.11n HT20 – msc0

Channel	Frequency (MHz)	Max PSD (dBm)	
		Side Antenna	Top Antenna
Low	2412	-12.92	-13.85
Mid	2437	-7.86	-8.90
High	2462	-13.39	-13.13

802.11n HT20 – msc7

Channel	Frequency (MHz)	Max PSD (dBm)	
		Side Antenna	Top Antenna
Low	2412	-12.10	-13.87
Mid	2437	-8.74	-9.88
High	2462	-12.48	-12.89

802.11n HT40 – msc0

Channel	Frequency (MHz)	Max PSD (dBm)	
		Side Antenna	Top Antenna
Low	2422	-16.47	-16.89
Mid	2437	-16.55	-12.62

Resideo LLC.
2 Corporate Center Dr., Melville, NY 11747 TEL: (516) 577-2000

This report shall not be reproduced except in full, without the written approval of Ademco Inc.

High	2452	-11.97	-11.22

802.11n HT40 – msc7

Channel	Frequency (MHz)	Max PSD (dBm)	
		Side Antenna	Top Antenna
Low	2422	-13.87	-14.92
Mid	2437	-15.00	-14.65
High	2452	-15.72	-16.06

Resideo LLC.
2 Corporate Center Dr., Melville, NY 11747 **TEL: (516) 577-2000**

This report shall not be reproduced except in full, without the written approval of Ademco Inc.

PSD plots

802.11b 1Mbps – Side Antenna

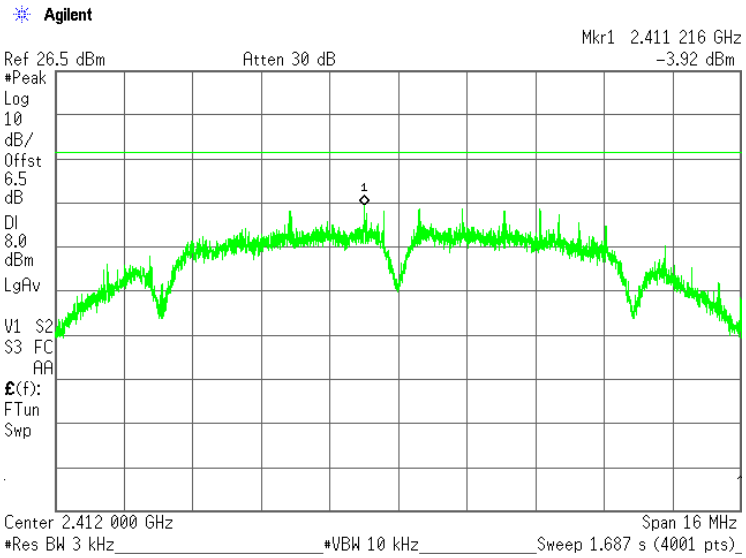

Low Channel - Plot

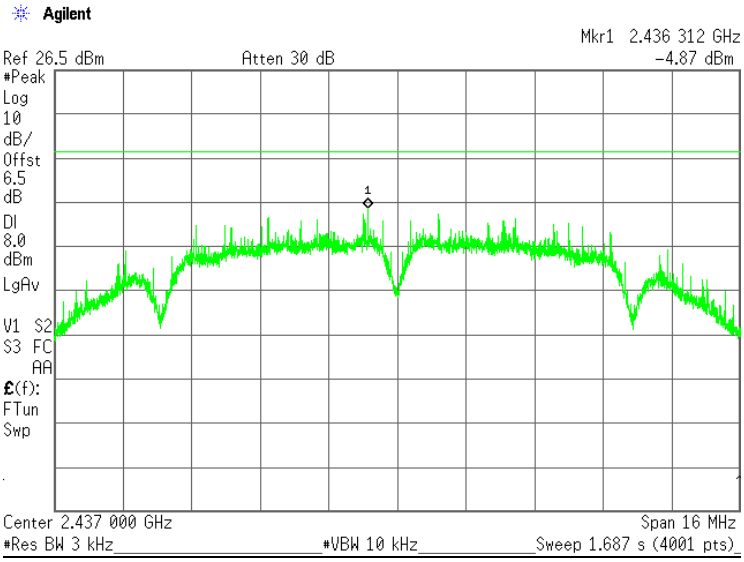

Mid Channel - Plot

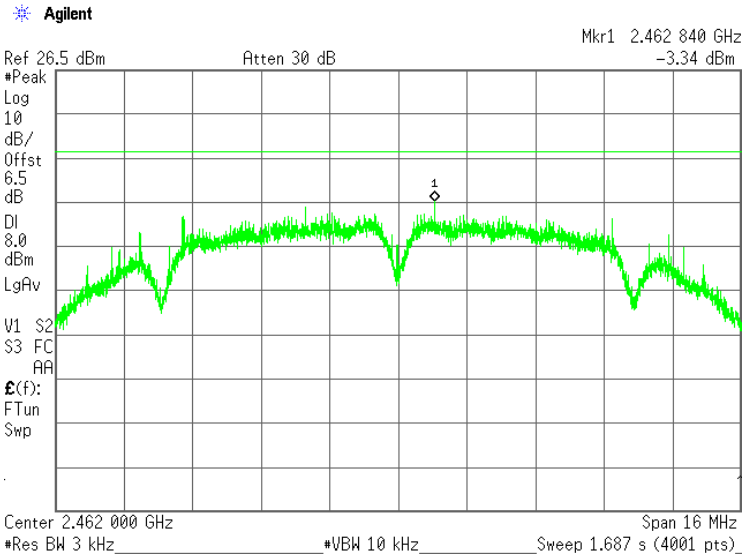

High Channel - Plot

Resideo LLC.
2 Corporate Center Dr., Melville, NY 11747 TEL: (516) 577-2000

This report shall not be reproduced except in full, without the written approval of Ademco Inc.

802.11b 1Mbps – Top Antenna

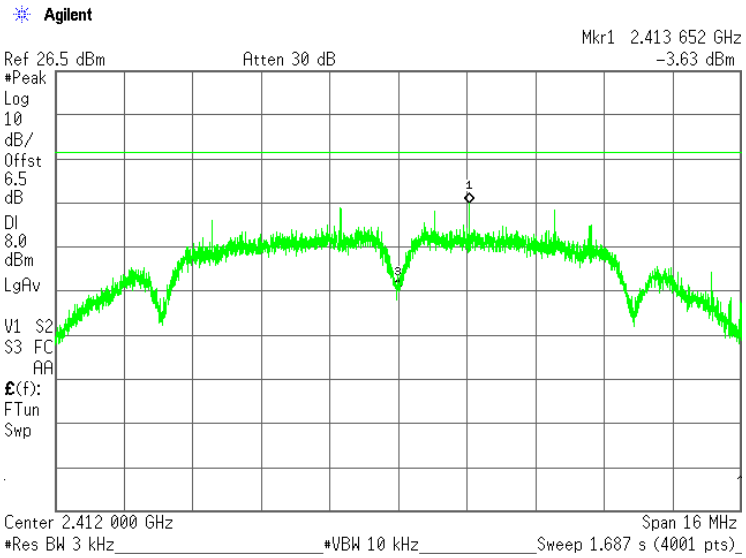

Low Channel - Plot

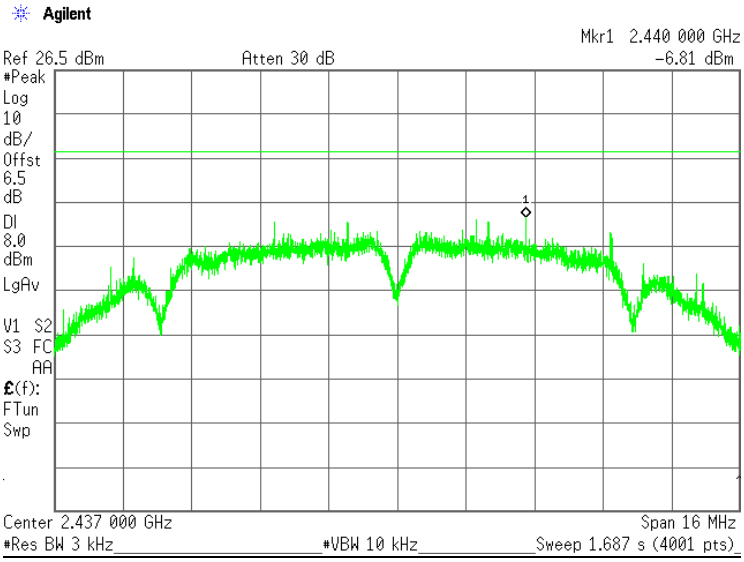

Mid Channel - Plot

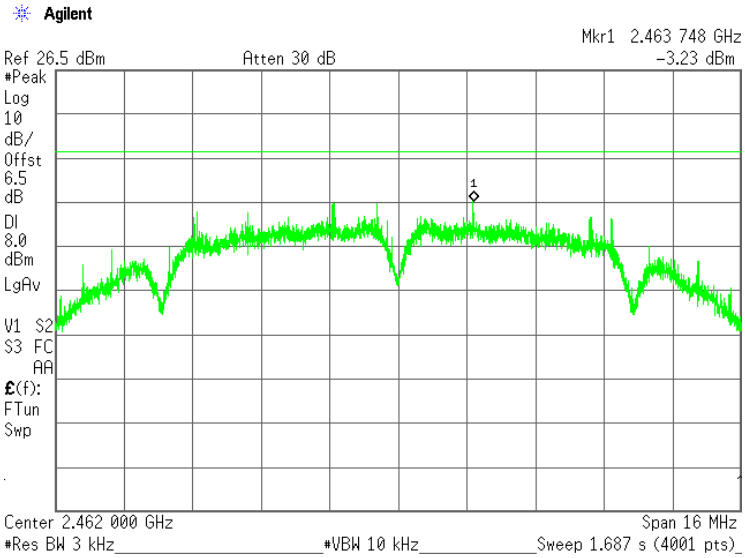

High Channel - Plot

Resideo LLC.
2 Corporate Center Dr., Melville, NY 11747 TEL: (516) 577-2000

This report shall not be reproduced except in full, without the written approval of Ademco Inc.

802.11b 11Mbps – Side Antenna

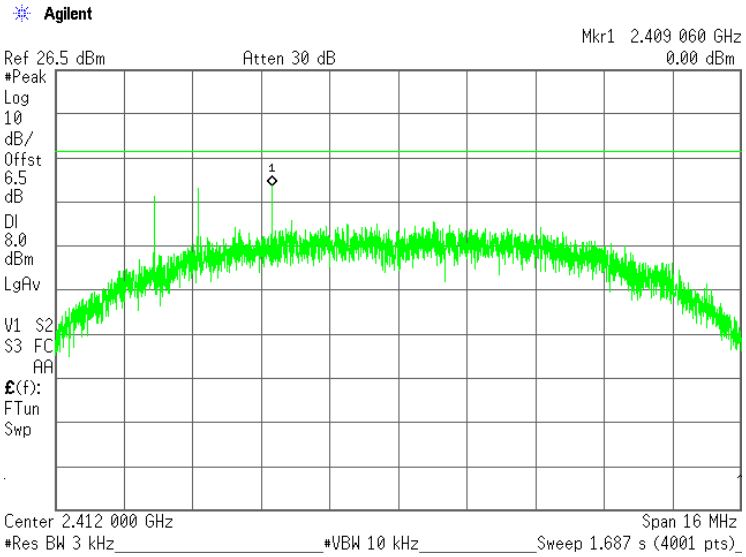

Low Channel - Plot

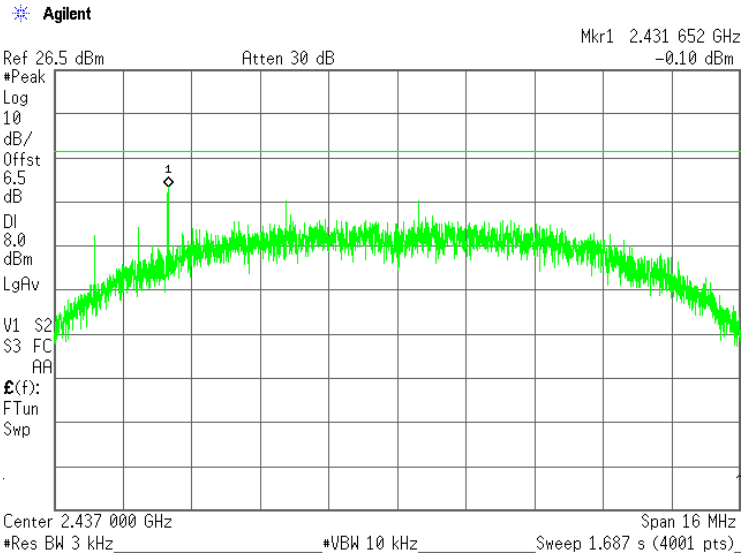

Mid Channel - Plot

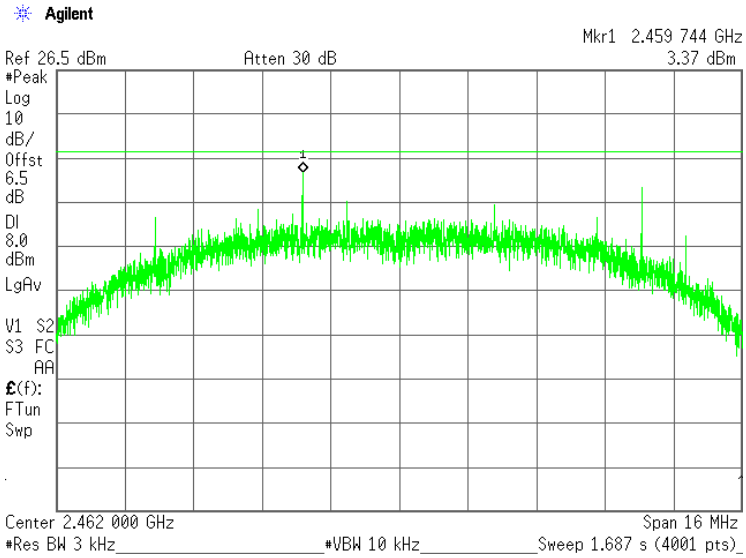

High Channel - Plot

Resideo LLC.
2 Corporate Center Dr., Melville, NY 11747 TEL: (516) 577-2000

This report shall not be reproduced except in full, without the written approval of Ademco Inc.

802.11b 11Mbps – Top Antenna

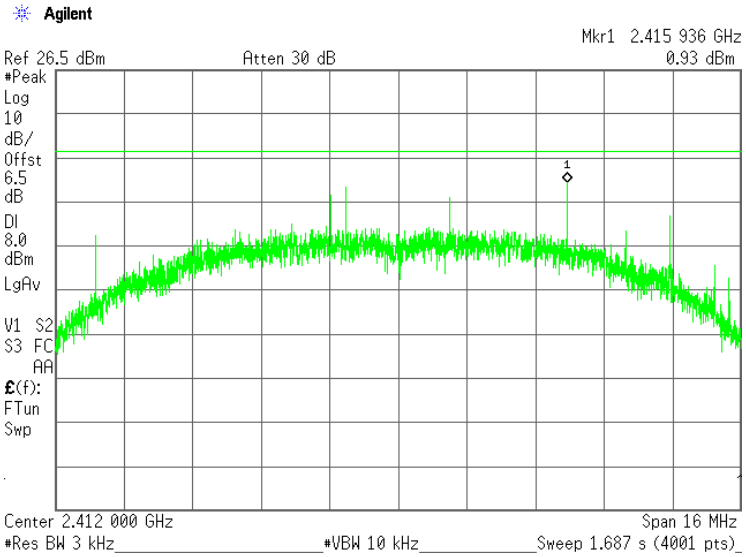

Low Channel - Plot

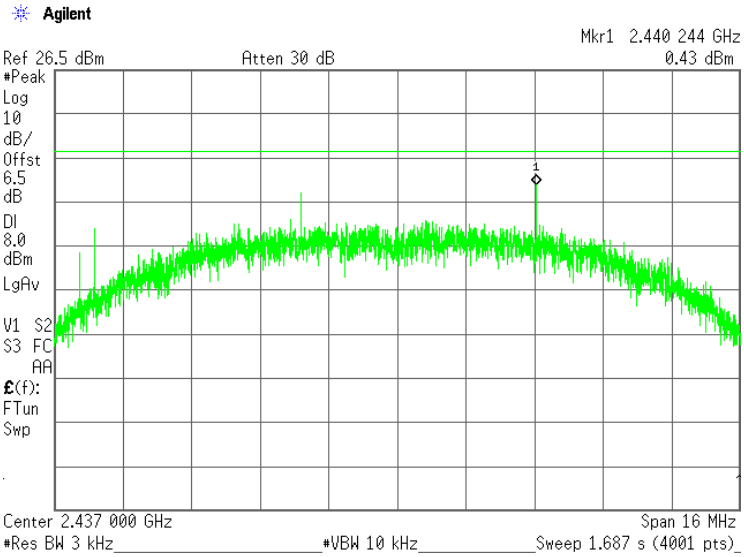

Mid Channel - Plot

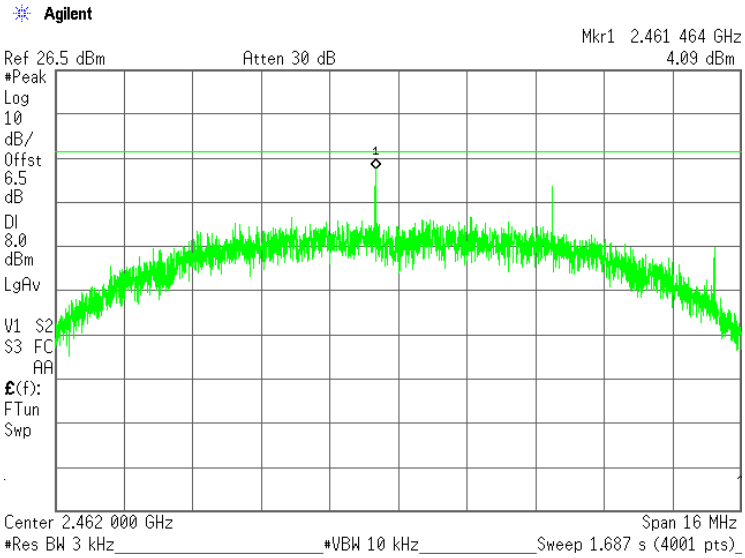

High Channel - Plot

Resideo LLC.
2 Corporate Center Dr., Melville, NY 11747 TEL: (516) 577-2000

This report shall not be reproduced except in full, without the written approval of Ademco Inc.

802.11g 6Mbps – Side Antenna

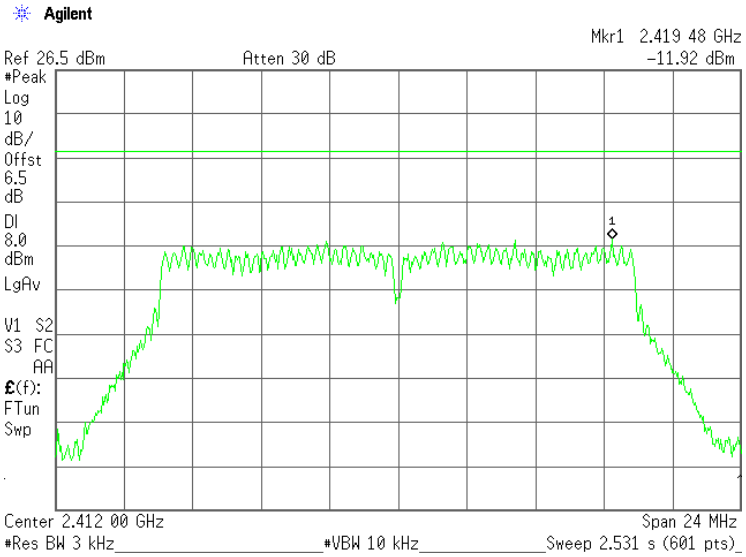

Low Channel - Plot

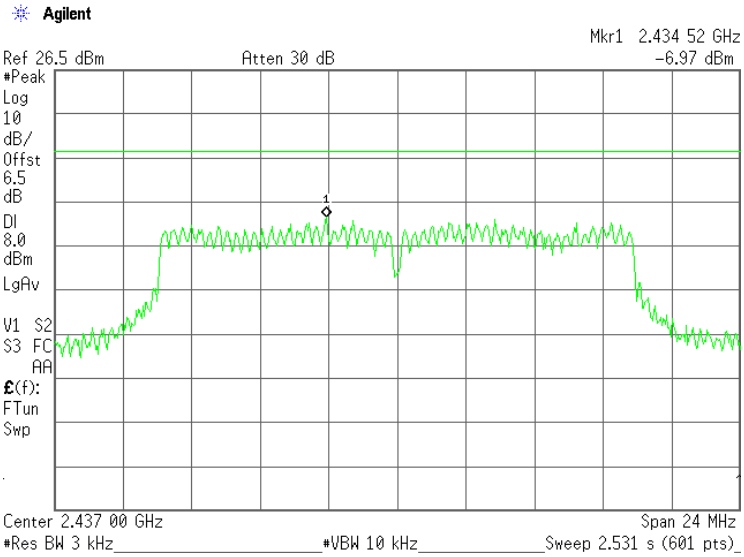

Mid Channel - Plot

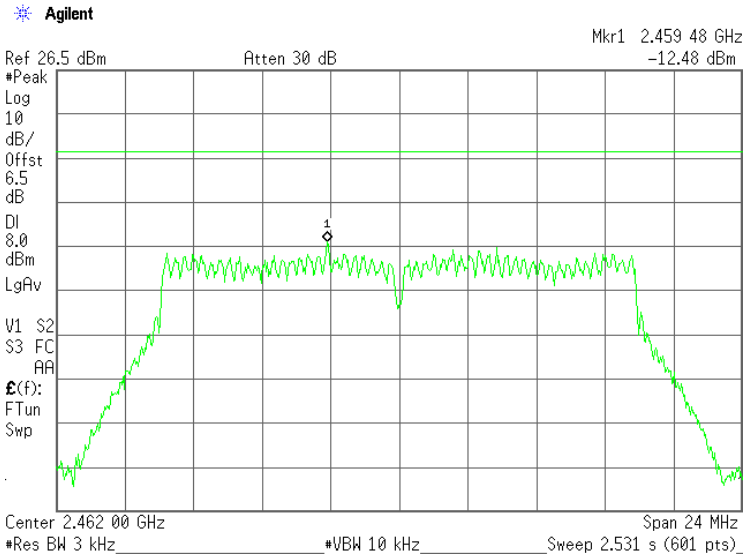

High Channel - Plot

Resideo LLC.
2 Corporate Center Dr., Melville, NY 11747 TEL: (516) 577-2000

This report shall not be reproduced except in full, without the written approval of Ademco Inc.

802.11g 6Mbps – Top Antenna

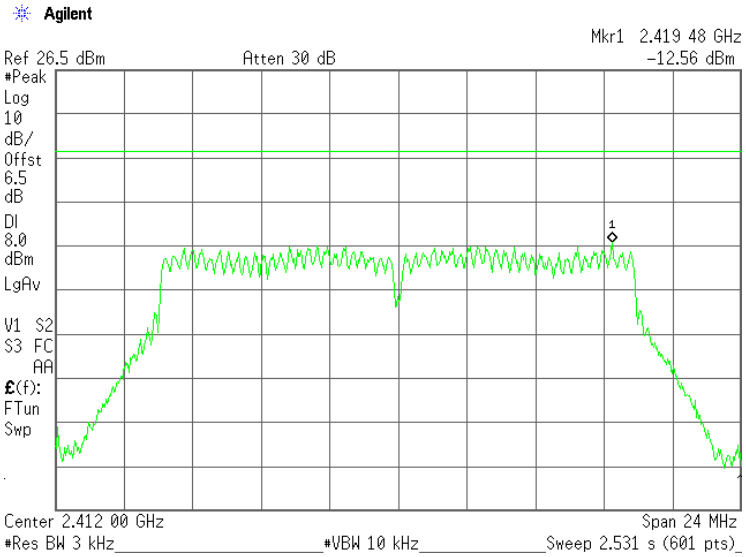

Low Channel - Plot

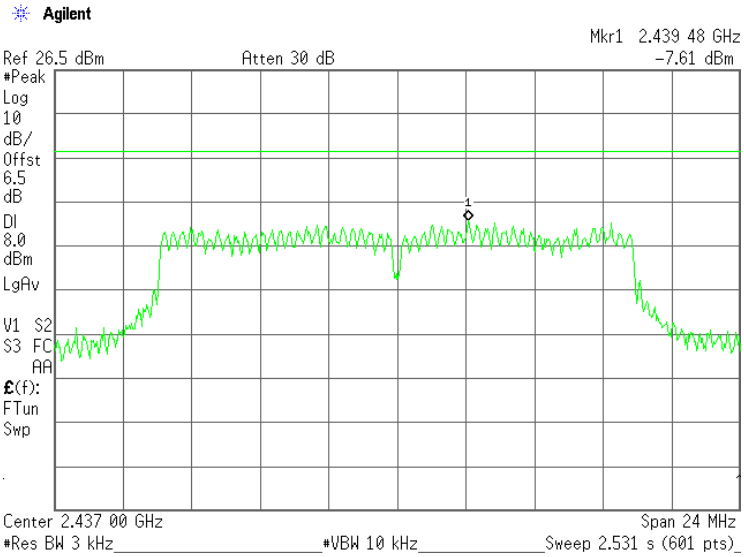

Mid Channel - Plot

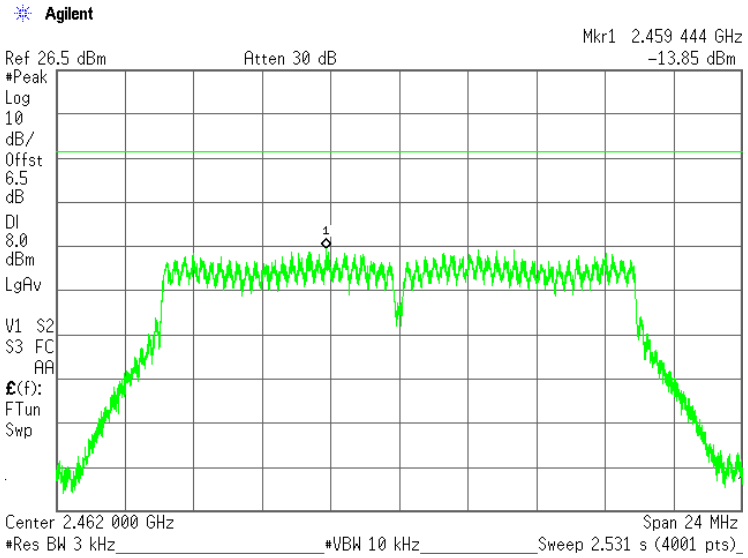

High Channel – Plot

Resideo LLC.
2 Corporate Center Dr., Melville, NY 11747 TEL: (516) 577-2000

This report shall not be reproduced except in full, without the written approval of Ademco Inc.

802.11g 36Mbps – Side Antenna

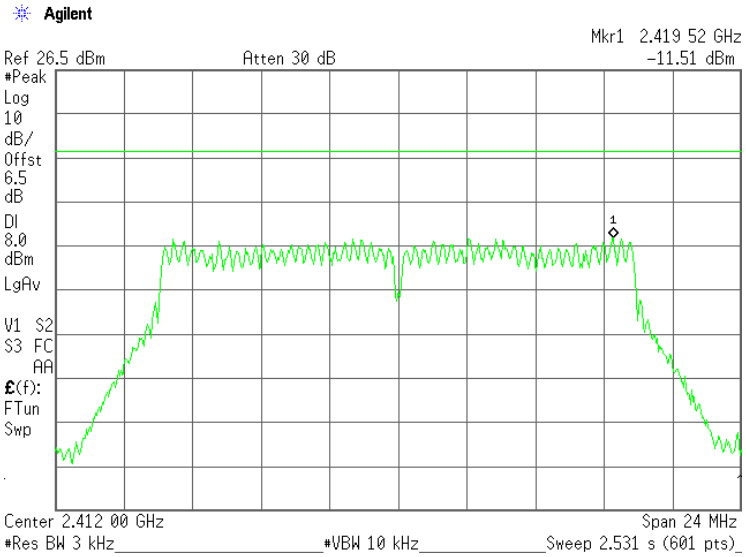

Low Channel - Plot

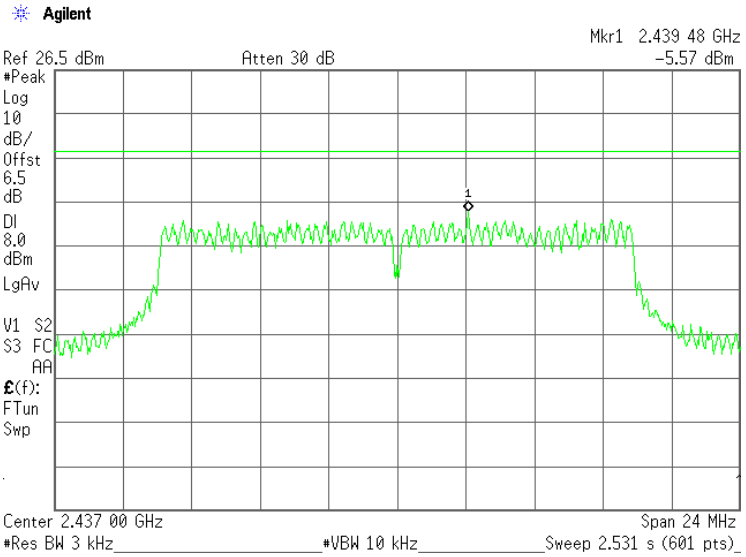

Mid Channel - Plot

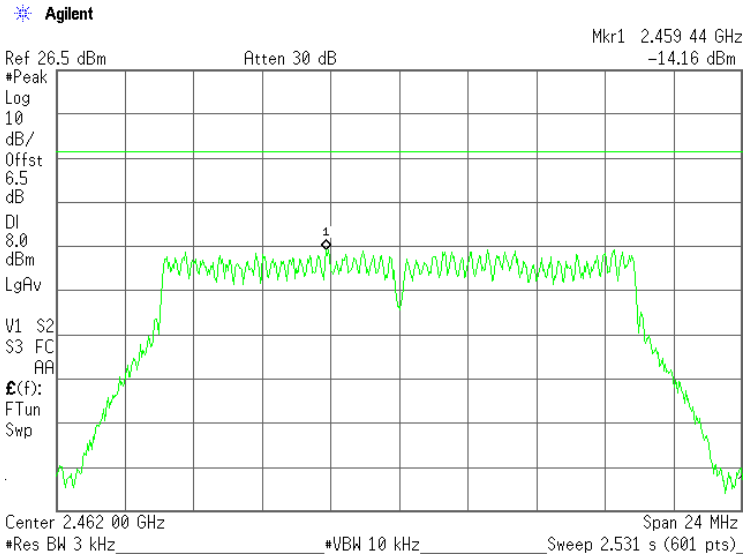

High Channel - Plot

Resideo LLC.
2 Corporate Center Dr., Melville, NY 11747 TEL: (516) 577-2000

This report shall not be reproduced except in full, without the written approval of Ademco Inc.

802.11g 36Mbps – Top Antenna

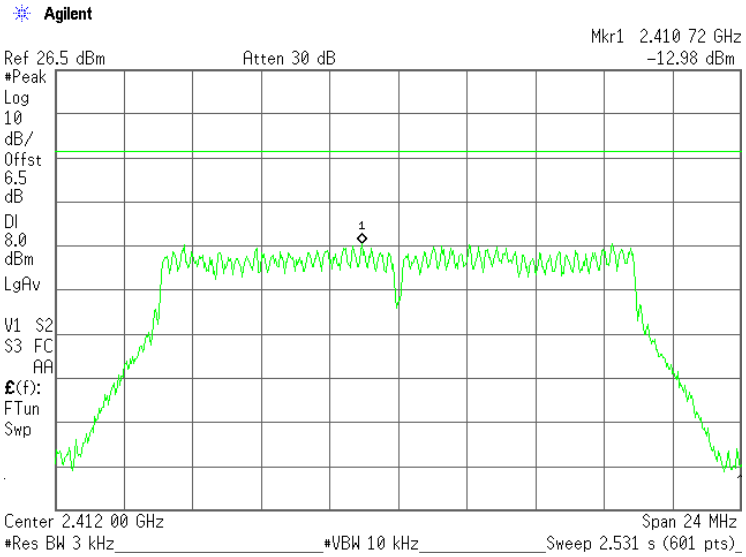

Low Channel - Plot

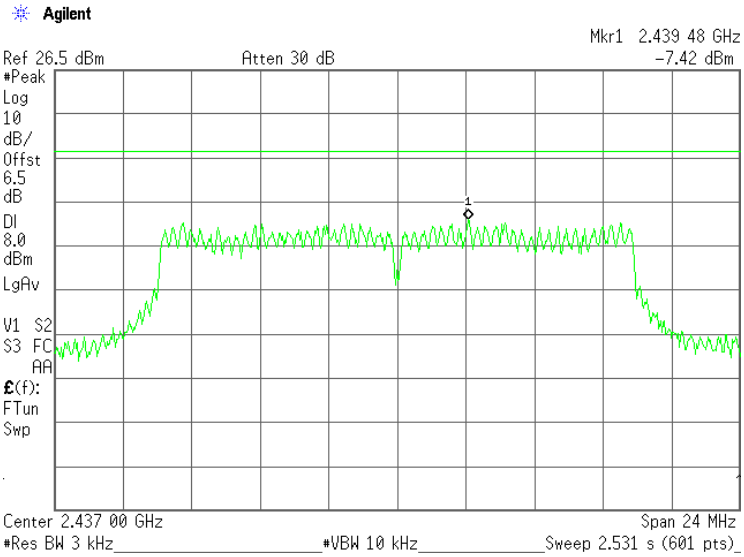

Mid Channel - Plot

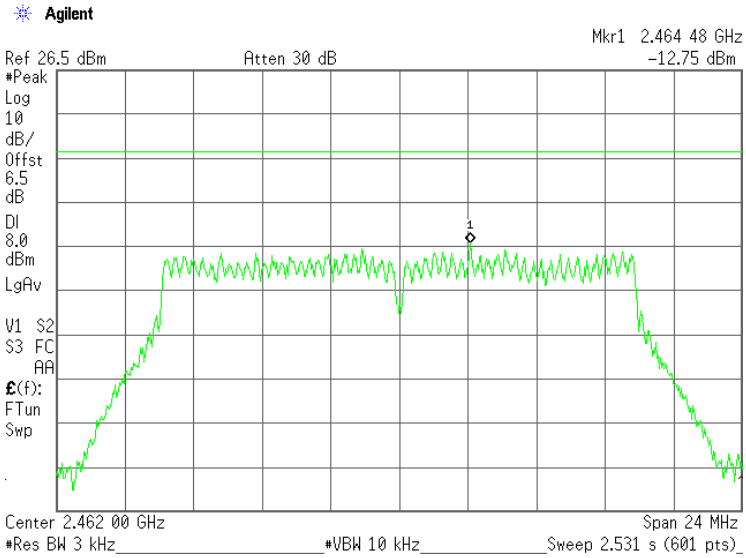

High Channel - Plot

Resideo LLC.
2 Corporate Center Dr., Melville, NY 11747 TEL: (516) 577-2000

This report shall not be reproduced except in full, without the written approval of Ademco Inc.

802.11g 54Mbps – Side Antenna

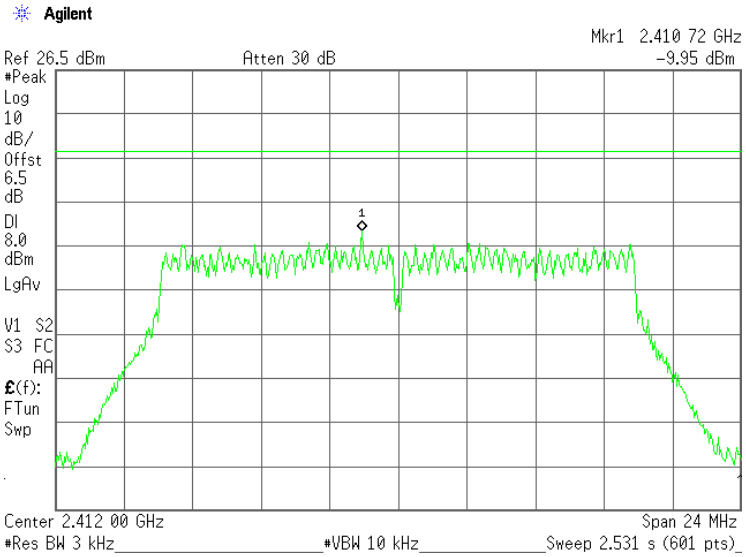

Low Channel - Plot

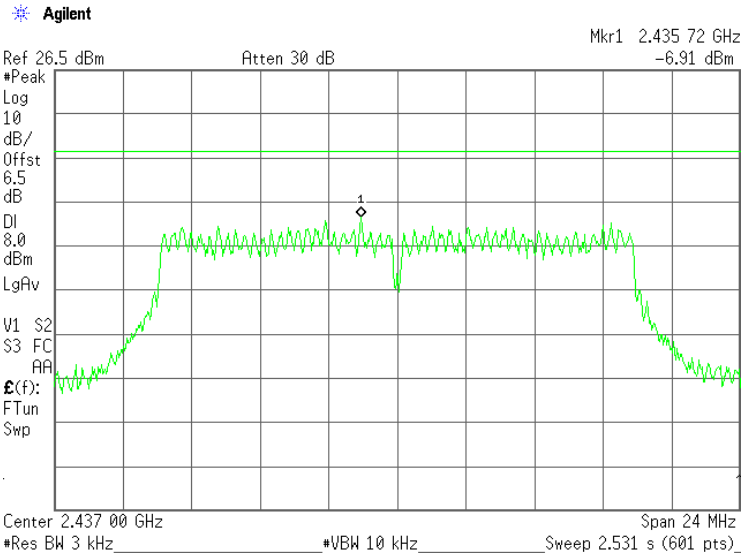

Mid Channel - Plot

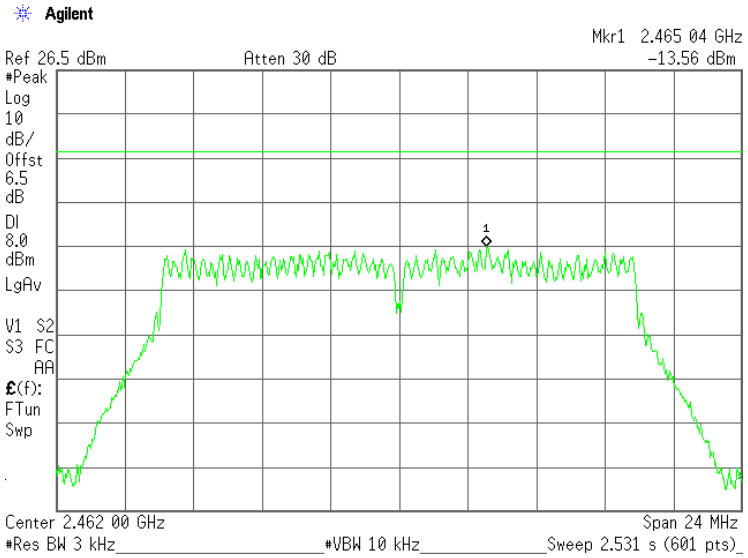

High Channel - Plot

Resideo LLC.
2 Corporate Center Dr., Melville, NY 11747 TEL: (516) 577-2000

This report shall not be reproduced except in full, without the written approval of Ademco Inc.

802.11g 54Mbps – Top Antenna

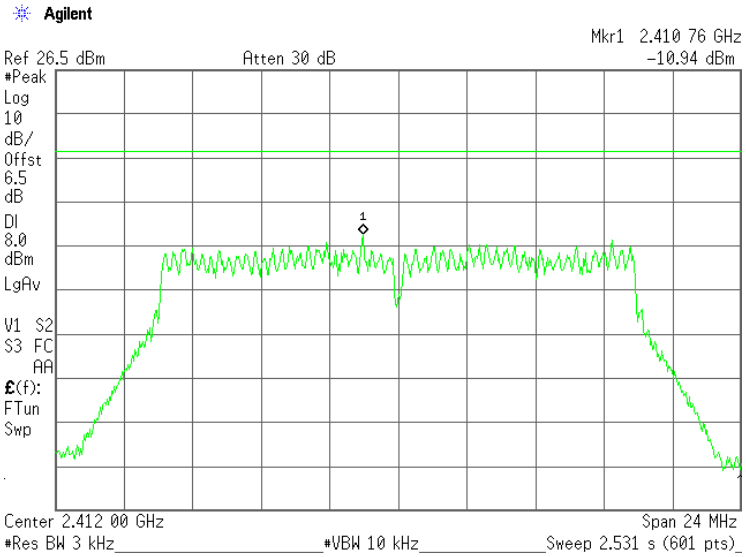

Low Channel - Plot

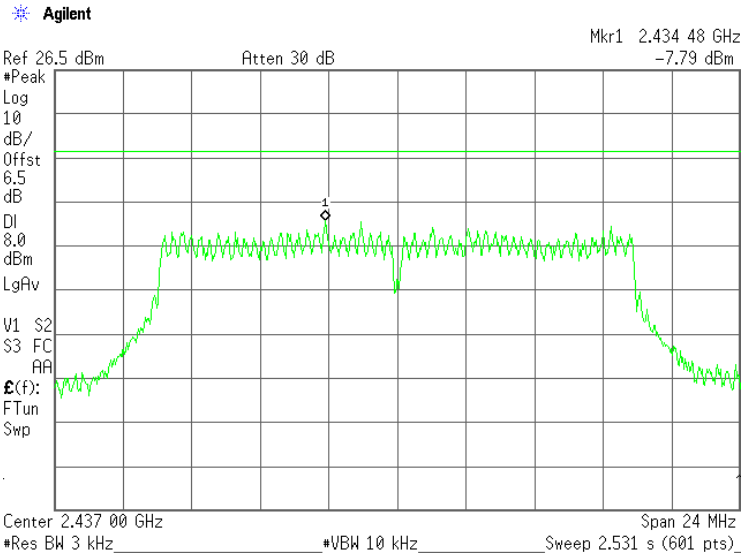

Mid Channel - Plot

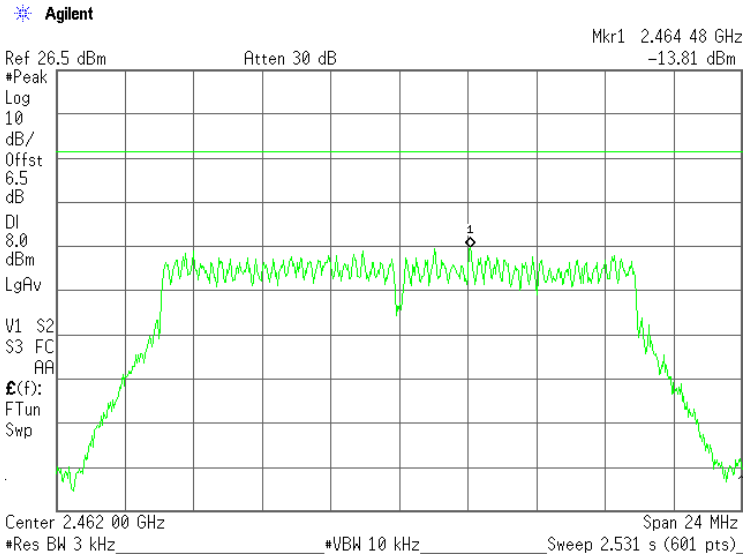

High Channel - Plot

Resideo LLC.
2 Corporate Center Dr., Melville, NY 11747 TEL: (516) 577-2000

This report shall not be reproduced except in full, without the written approval of Ademco Inc.

802.11n HT20 mcs0 – Side Antenna

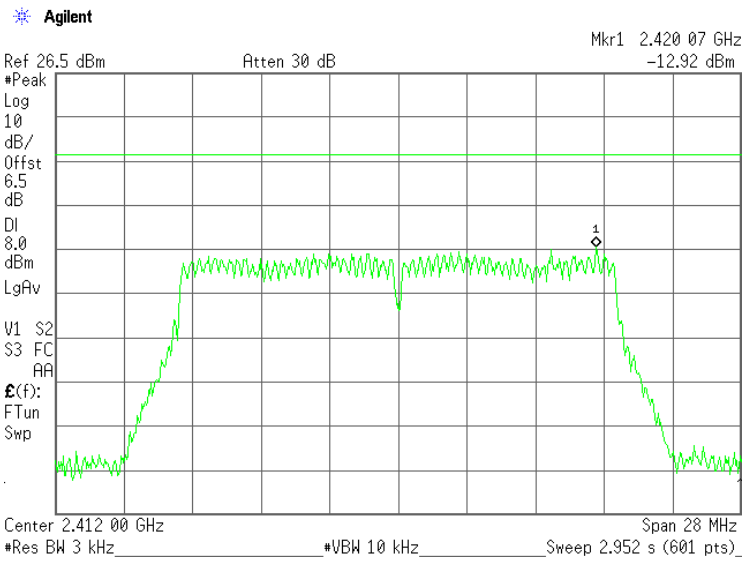

Low Channel - Plot

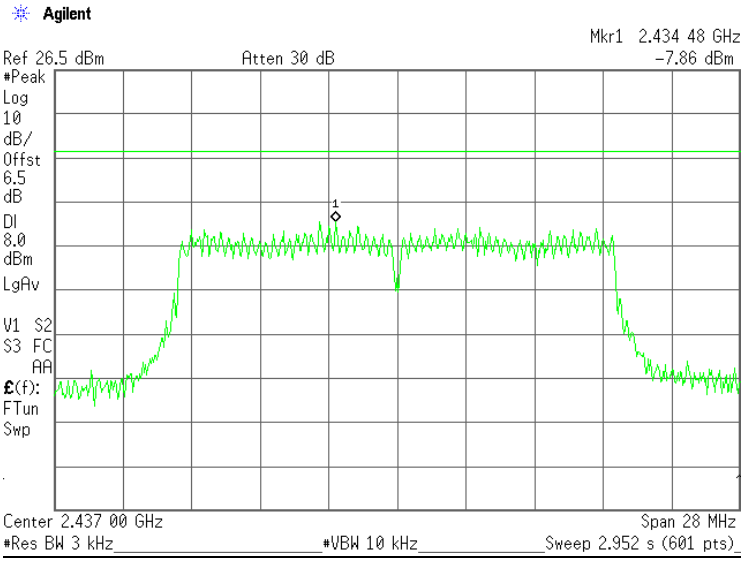

Mid Channel - Plot

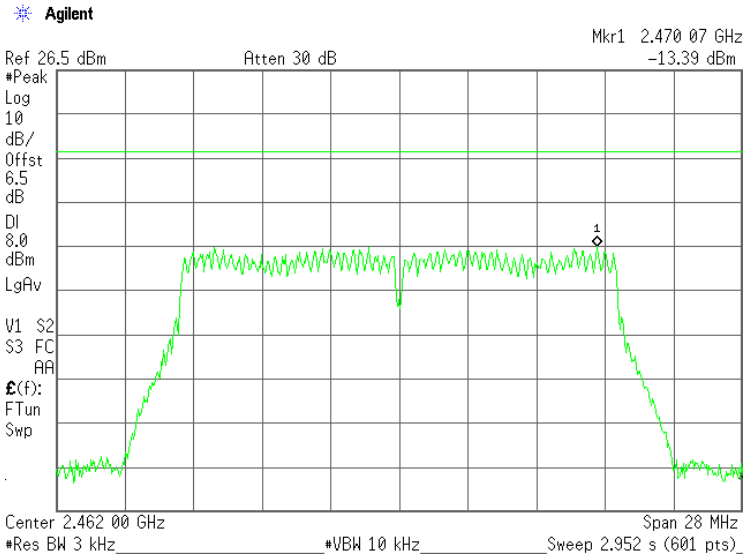

High Channel - Plot

Resideo LLC.
2 Corporate Center Dr., Melville, NY 11747 TEL: (516) 577-2000

This report shall not be reproduced except in full, without the written approval of Ademco Inc.

802.11n HT20 mcs0 – Top Antenna

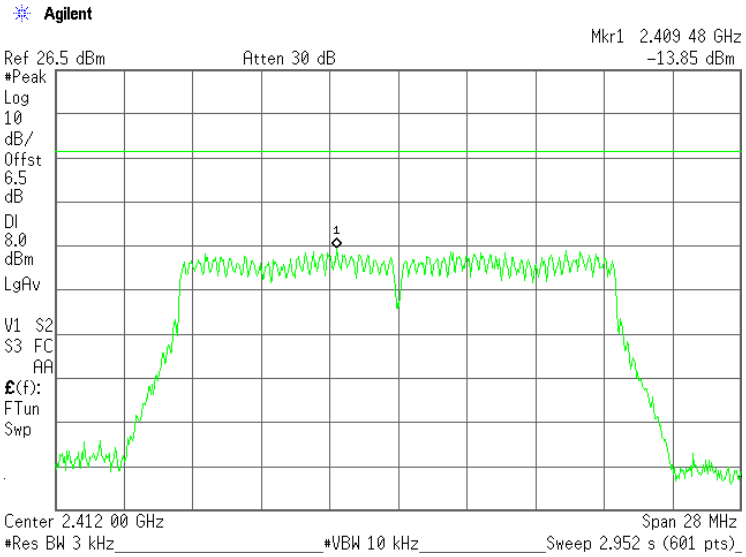

Low Channel - Plot

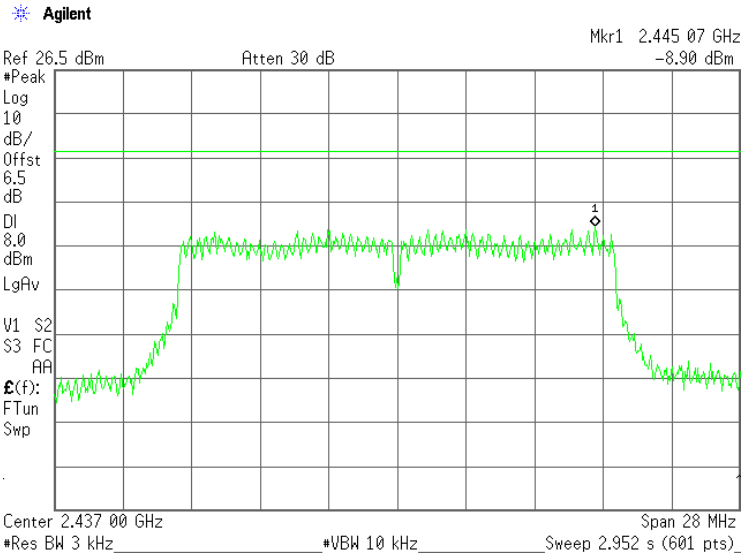

Mid Channel - Plot

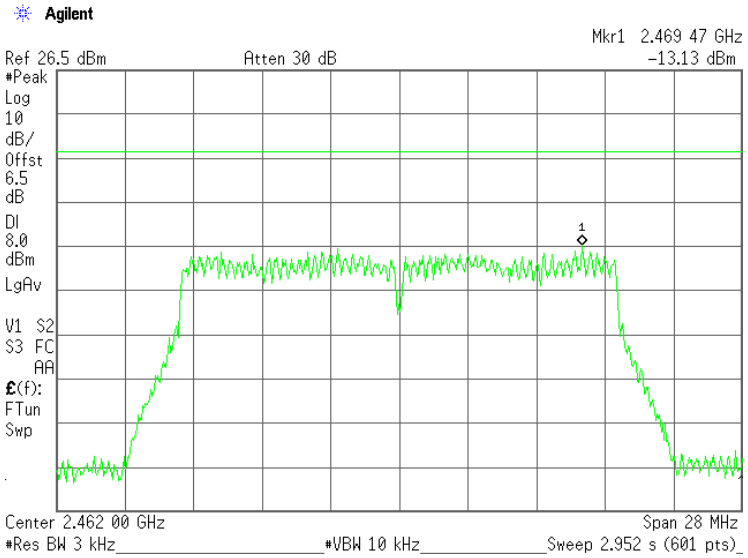

High Channel - Plot

Resideo LLC.
2 Corporate Center Dr., Melville, NY 11747 TEL: (516) 577-2000

This report shall not be reproduced except in full, without the written approval of Ademco Inc.

802.11n HT20 mcs7 – Side Antenna

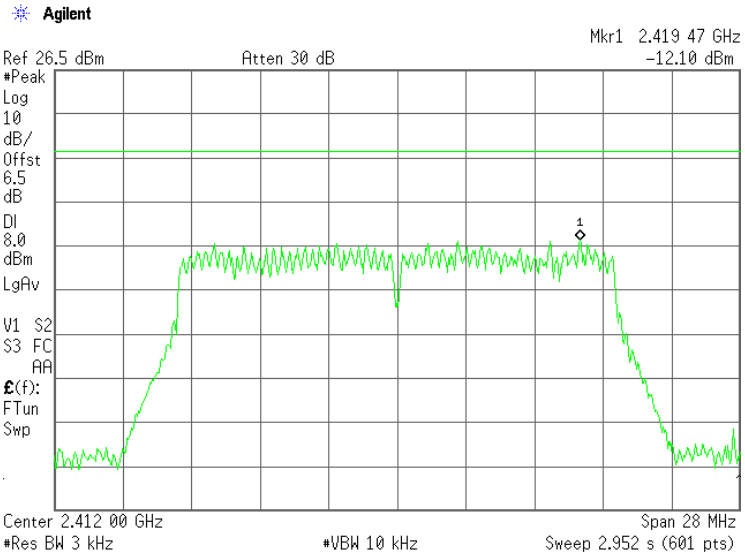

Low Channel - Plot

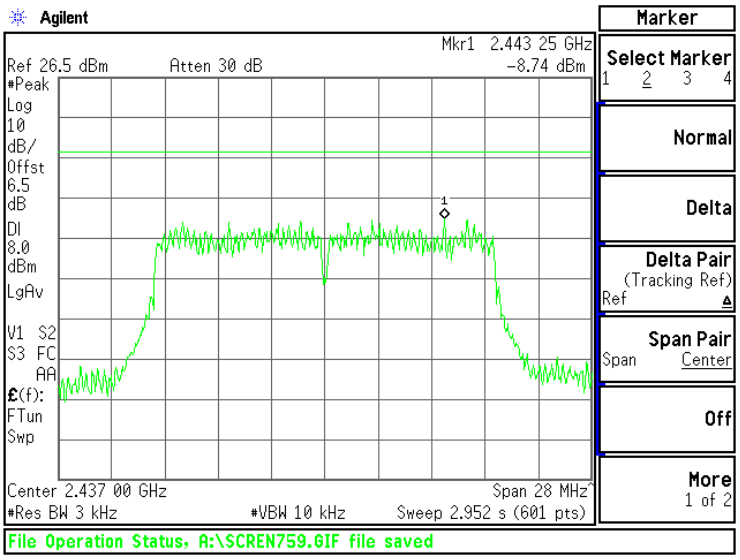

Mid Channel - Plot

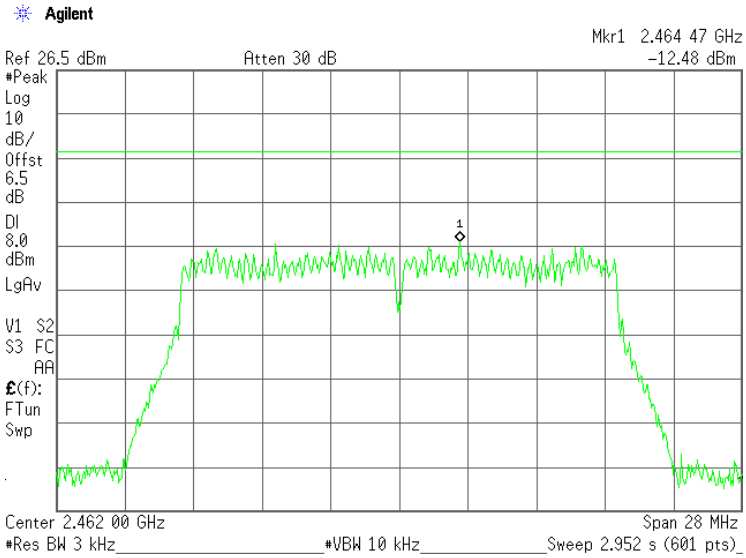

High Channel - Plot

Resideo LLC.
2 Corporate Center Dr., Melville, NY 11747 TEL: (516) 577-2000

This report shall not be reproduced except in full, without the written approval of Ademco Inc.

802.11n HT20 mcs7 – Top Antenna

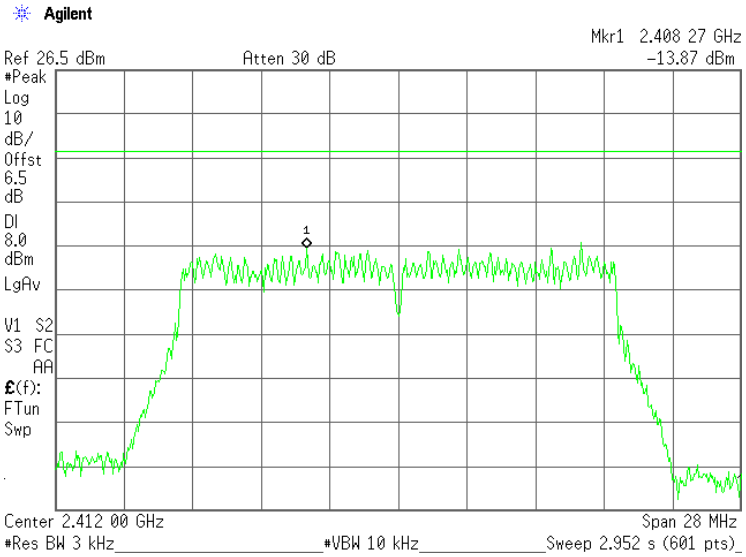

Low Channel - Plot

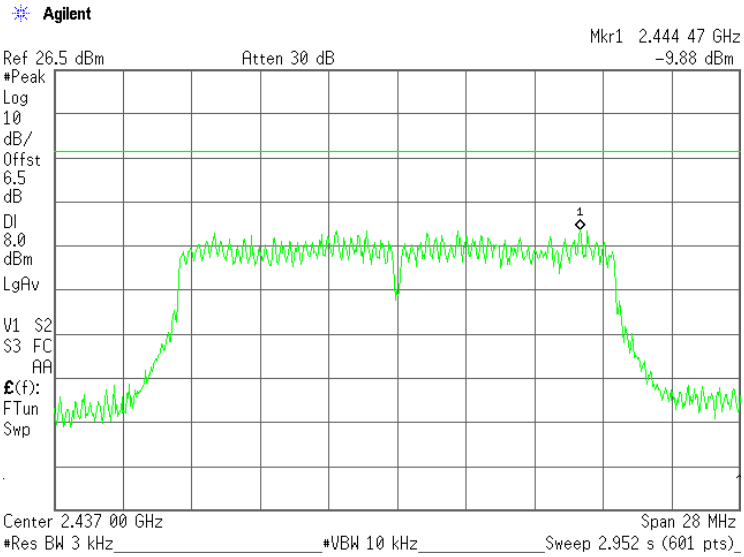

Mid Channel - Plot

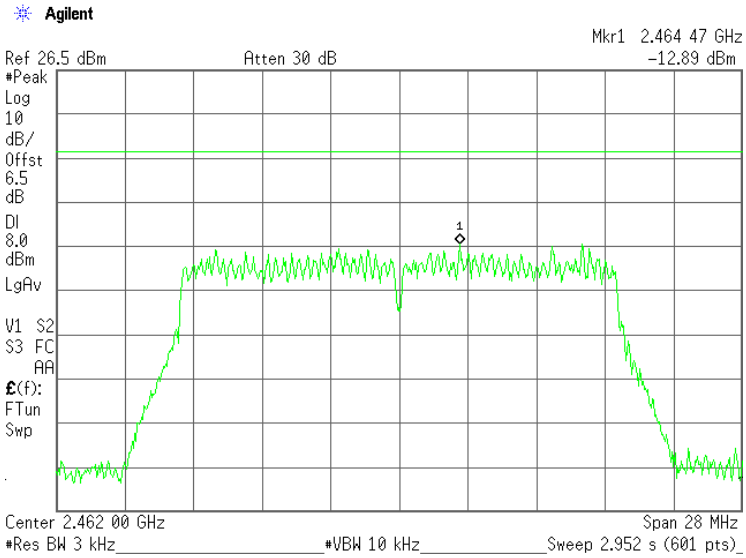

High Channel - Plot

Resideo LLC.
2 Corporate Center Dr., Melville, NY 11747 TEL: (516) 577-2000

This report shall not be reproduced except in full, without the written approval of Ademco Inc.

802.11n HT40 mcs0 – Side Antenna

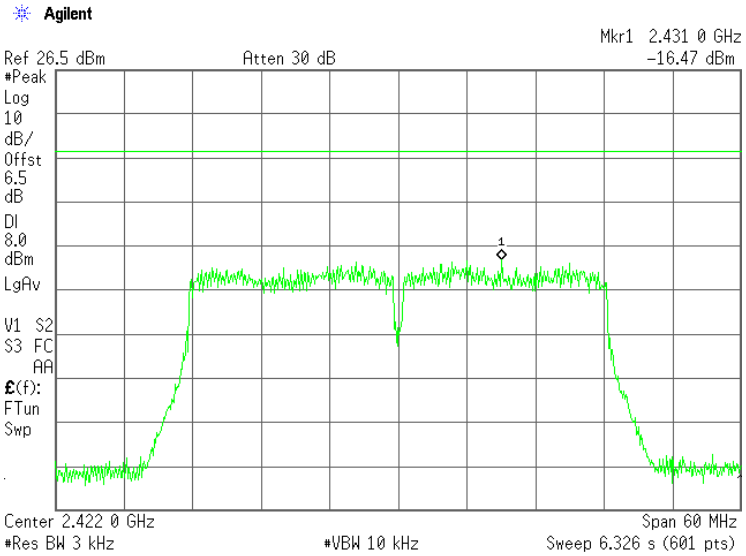

Low Channel - Plot

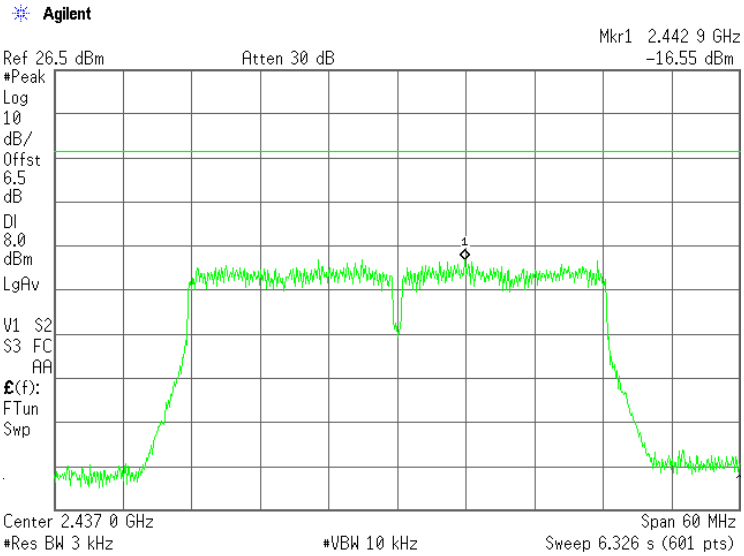

Mid Channel - Plot

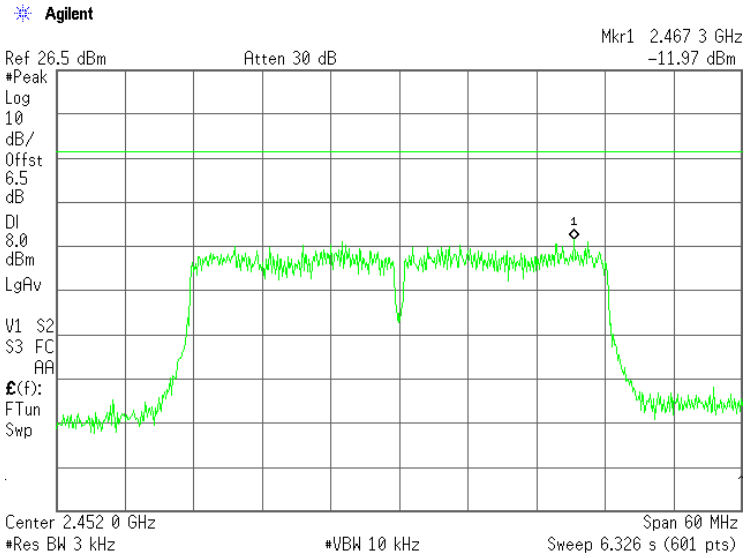

High Channel - Plot

Resideo LLC.
2 Corporate Center Dr., Melville, NY 11747 TEL: (516) 577-2000

This report shall not be reproduced except in full, without the written approval of Ademco Inc.

802.11n HT40 mcs0 – Top Antenna

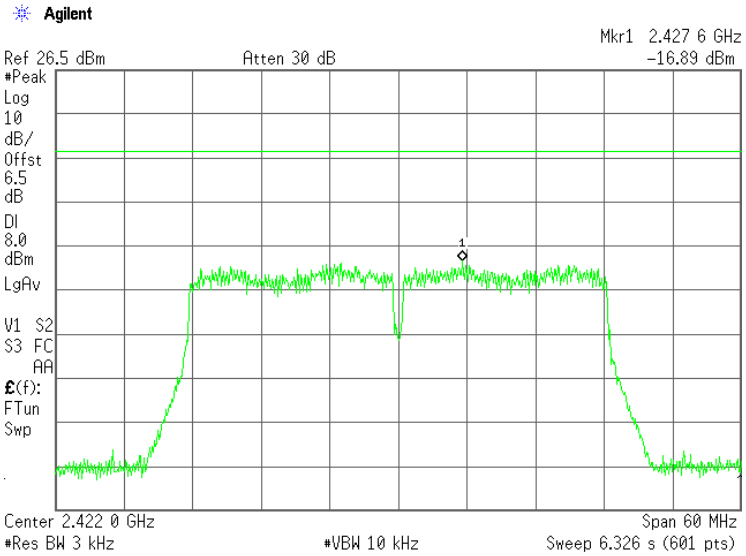

Low Channel - Plot

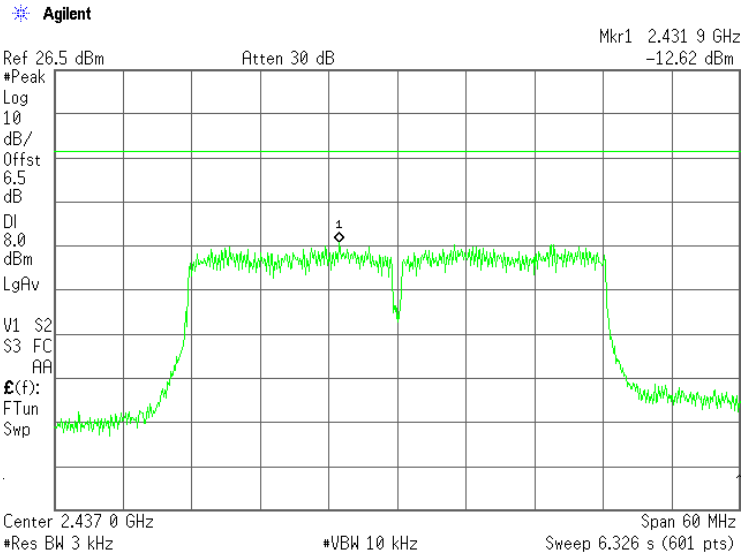

Mid Channel - Plot

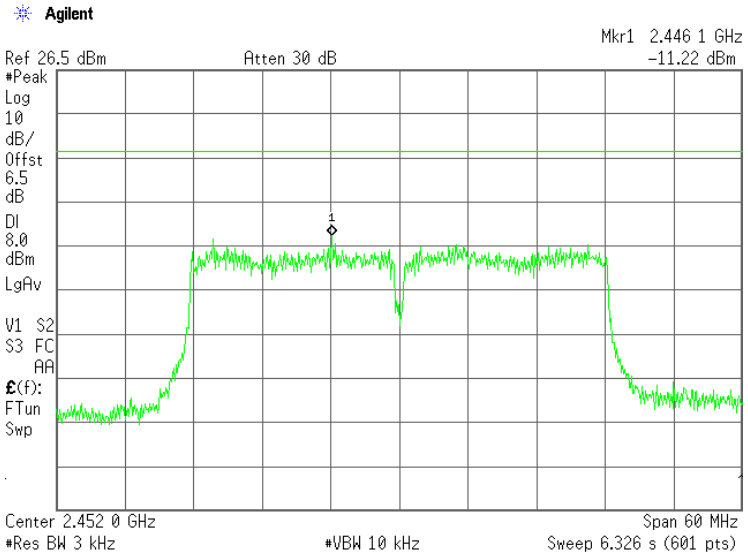

High Channel - Plot

Resideo LLC.
2 Corporate Center Dr., Melville, NY 11747 TEL: (516) 577-2000

This report shall not be reproduced except in full, without the written approval of Ademco Inc.

802.11n HT40 mcs7 – Side Antenna

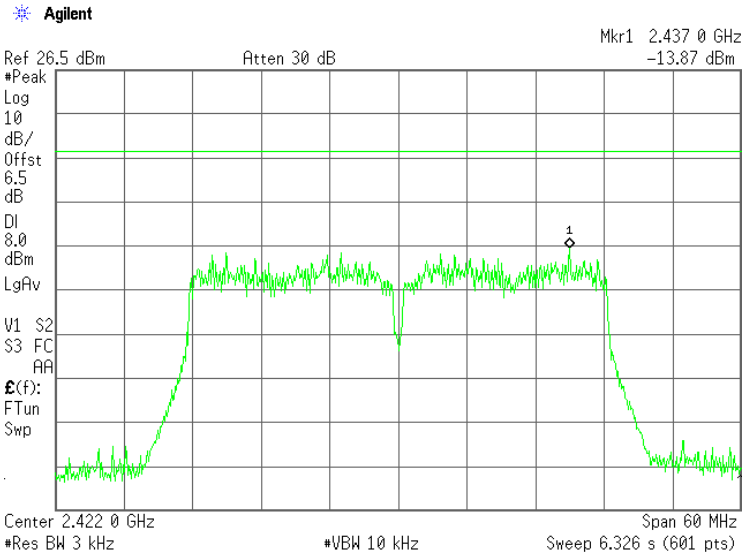

Low Channel - Plot

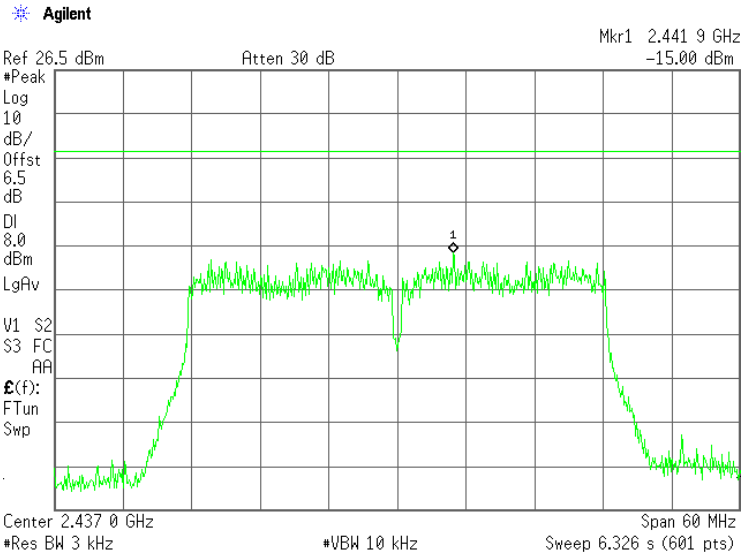

Mid Channel - Plot

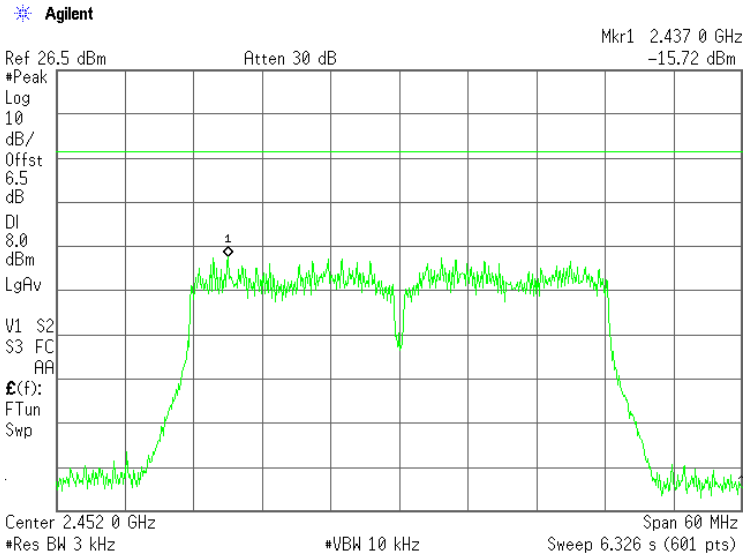

High Channel - Plot

Resideo LLC.
2 Corporate Center Dr., Melville, NY 11747 TEL: (516) 577-2000

This report shall not be reproduced except in full, without the written approval of Ademco Inc.

802.11n HT40 mcs7 – Top Antenna

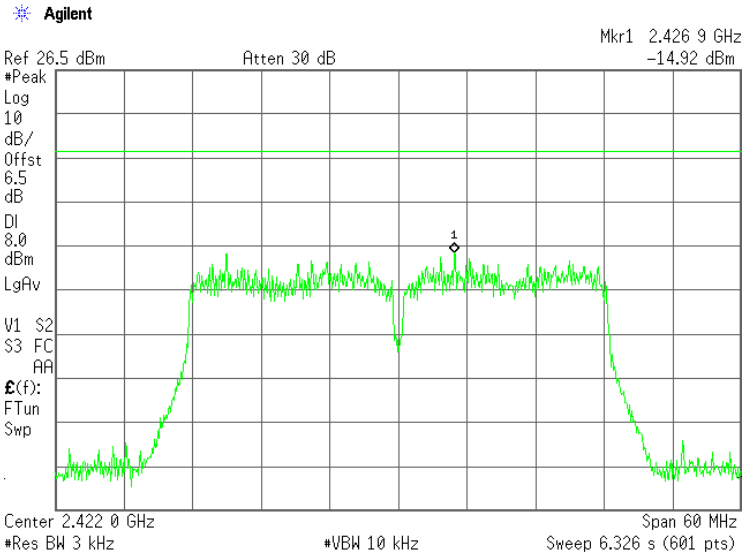

Low Channel - Plot

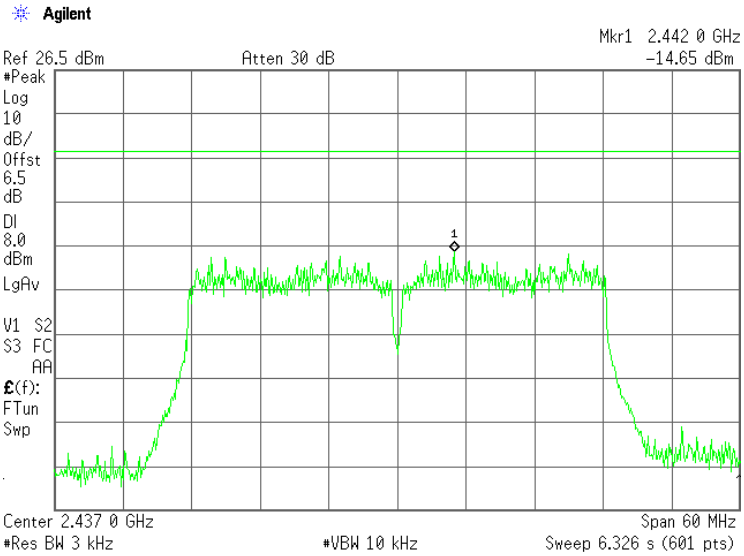

Mid Channel - Plot

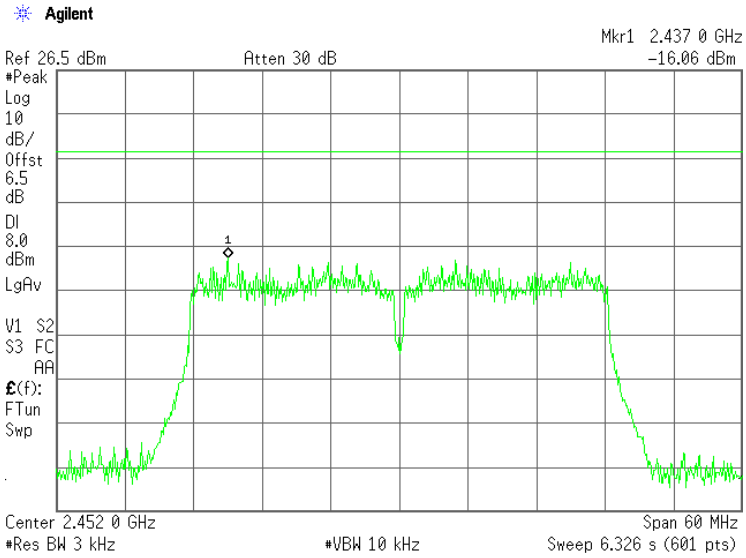

High Channel - Plot

Resideo LLC.
2 Corporate Center Dr., Melville, NY 11747 TEL: (516) 577-2000

This report shall not be reproduced except in full, without the written approval of Ademco Inc.

Spurious Conducted Emissions

Test Description

In any 100 kHz bandwidth outside the frequency band in which the spread spectrum or digitally modulated intentional radiator is operating, the radio frequency power that is produced by the intentional radiator shall be at least 20 dB below that in the 100 kHz bandwidth within the band that contains the highest level of the desired power, based on RF conducted measurement, provided the transmitter demonstrates compliance with the peak conducted power limits.

Test Criteria

Reference	Limit
CFR 47 Subpart C 15.247 (d) RSS-247, Section 5.5	20dBc Below the Fundamental

Note: 20dBc is in reference to the previously measured PSD measurements as referenced in ANSI C63.10 Section 11.11.2

Test Information

Tester	Test Location	Date	Temperature (ºC)	Humidity (%RH)	Pressure (mbar)	Results (P/F)
Jose Badia	RF Lab	6/03/2025	21.11	34	1021	P

Test Results

802.11b – 1Mbps

Conducted Spurious							
Channel	Frequency (MHz)	Highest Peak Measurement (dBm)		20dBc Limit (dBm)		Margin (dB)	
		Side Antenna	Top Antenna	Side Antenna	Top Antenna	Side Antenna	Top Antenna
Low	2412	-50.13	-50.34	-3.92	-3.63	-46.21	-46.71
Mid	2437	-49.67	-49.41	-1.17	-3.12	-48.5	-46.29
High	2462	-48.91	-49.06	-3.34	-3.23	-45.57	-45.83

802.11b – 11Mbps

Conducted Spurious							
Channel	Frequency (MHz)	Highest Peak Measurement (dBm)		20dBc Limit (dBm)		Margin (dB)	
		Side Antenna	Top Antenna	Side Antenna	Top Antenna	Side Antenna	Top Antenna
Low	2412	-52.96	-50.18	0.00	0.93	-52.96	-51.11
Mid	2437	-48.62	-49.58	-0.10	0.43	-48.52	-50.01

Resideo LLC.
2 Corporate Center Dr., Melville, NY 11747 TEL: (516) 577-2000

This report shall not be reproduced except in full, without the written approval of Ademco Inc.

High	2462	-49.50	-51.09	3.37	4.09	-52.87	-55.18

802.11g – 6Mbps

Conducted Spurious							
Channel	Frequency (MHz)	Highest Peak Measurement (dBm)		20dBc Limit (dBm)		Margin (dB)	
		Side Antenna	Top Antenna	Side Antenna	Top Antenna	Side Antenna	Top Antenna
Low	2412	-48.77	-52.47	-11.92	-12.56	-36.85	-39.91
Mid	2437	-50.30	-50.44	-6.97	-7.61	-43.33	-42.83
High	2462	-51.23	-52.02	-12.48	-13.85	-38.75	-38.17

802.11g – 36Mbps

Conducted Spurious							
Channel	Frequency (MHz)	Highest Peak Measurement (dBm)		20dBc Limit (dBm)		Margin (dB)	
		Side Antenna	Top Antenna	Side Antenna	Top Antenna	Side Antenna	Top Antenna
Low	2412	-49.83	-50.60	-11.51	-12.98	-38.32	-37.62
Mid	2437	-49.68	-50.04	-5.57	-7.42	-44.11	-42.62
High	2462	-49.04	-49.55	-14.16	-12.75	-34.88	-36.8

802.11g – 54Mbps

Conducted Spurious							
Channel	Frequency (MHz)	Highest Peak Measurement (dBm)		20dBc Limit (dBm)		Margin (dB)	
		Side Antenna	Top Antenna	Side Antenna	Top Antenna	Side Antenna	Top Antenna
Low	2412	-47.80	-50.26	-9.95	-10.94	-37.85	-39.32
Mid	2437	-45.69	-49.57	-6.91	-7.79	-38.78	-41.78
High	2462	-47.44	-45.75	-13.56	-13.81	-33.88	-31.94

802.11n HT20 – msc0

Conducted Spurious							
Channel	Frequency (MHz)	Highest Peak Measurement (dBm)		20dBc Limit (dBm)		Margin (dB)	
		Side Antenna	Top Antenna	Side Antenna	Top Antenna	Side Antenna	Top Antenna
Low	2412	-46.16	-47.83	-12.92	-13.85	-33.24	-33.98
Mid	2437	-46.21	-46.38	-7.86	-8.90	-38.35	-37.48
High	2462	-46.84	-46.69	-13.39	-13.13	-33.45	-33.56

Resideo LLC.
2 Corporate Center Dr., Melville, NY 11747 TEL: (516) 577-2000

This report shall not be reproduced except in full, without the written approval of Ademco Inc.

802.11n HT20 – msc7

Conducted Spurious							
Channel	Frequency (MHz)	Highest Peak Measurement (dBm)		20dBc Limit (dBm)		Margin (dB)	
		Side Antenna	Top Antenna	Side Antenna	Top Antenna	Side Antenna	Top Antenna
Low	2412	-49.06	-45.90	-12.10	-13.87	-36.96	-32.03
Mid	2437	-47.28	-48.24	-8.74	-9.88	-38.54	-38.36
High	2462	-48.92	-46.73	-12.48	-12.89	-36.44	-33.84

802.11n HT40 – msc0

Conducted Spurious							
Channel	Frequency (MHz)	Highest Peak Measurement (dBm)		20dBc Limit (dBm)		Margin (dB)	
		Side Antenna	Top Antenna	Side Antenna	Top Antenna	Side Antenna	Top Antenna
Low	2412	-46.90	-47.62	-16.47	-16.89	-30.43	-30.73
Mid	2437	-47.01	-49.31	-16.55	-12.62	-30.46	-36.69
High	2462	-48.55	-45.33	-11.97	-11.22	-36.58	-34.11

802.11n HT40 – msc7

Conducted Spurious							
Channel	Frequency (MHz)	Highest Peak Measurement (dBm)		20dBc Limit (dBm)		Margin (dB)	
		Side Antenna	Top Antenna	Side Antenna	Top Antenna	Side Antenna	Top Antenna
Low	2412	-45.81	-46.35	-13.87	-14.92	-31.94	-31.43
Mid	2437	-47.02	-47.51	-15.00	-14.65	-32.02	-32.86
High	2462	-48.29	-44.96	-15.72	-16.06	-32.57	-28.9

Resideo LLC.
2 Corporate Center Dr., Melville, NY 11747 TEL: (516) 577-2000

This report shall not be reproduced except in full, without the written approval of Ademco Inc.

802.11b 1Mbps – Side Antenna

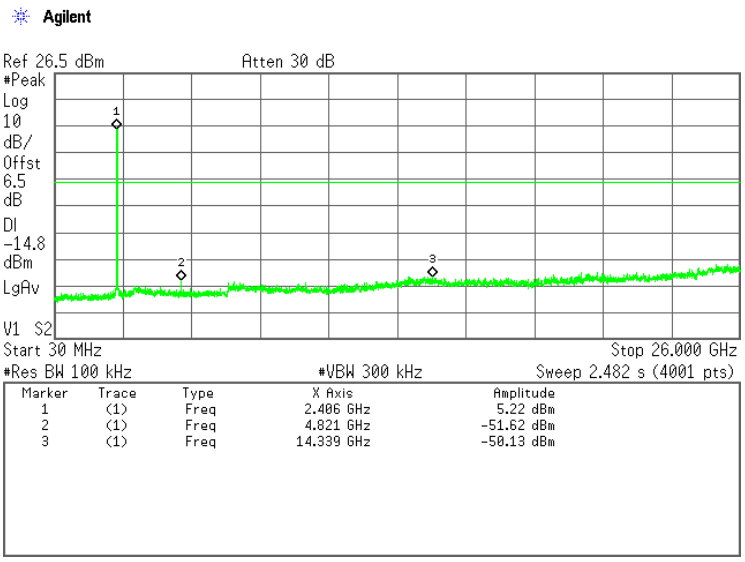

Low Channel - Plot

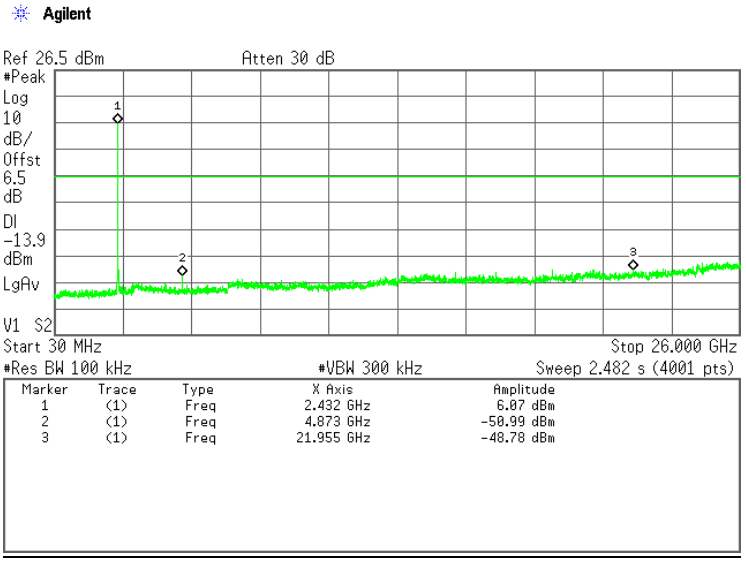

Mid Channel - Plot

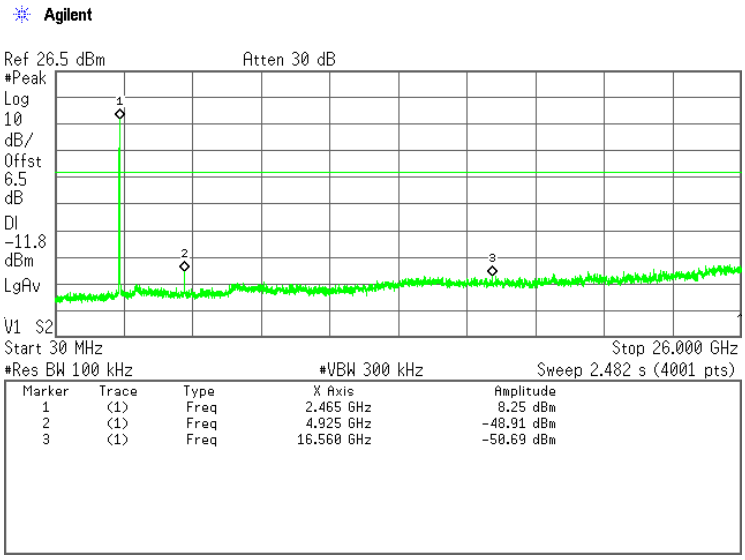

High Channel - Plot

Resideo LLC.
2 Corporate Center Dr., Melville, NY 11747 TEL: (516) 577-2000

This report shall not be reproduced except in full, without the written approval of Ademco Inc.

802.11b 1Mbps – Top Antenna

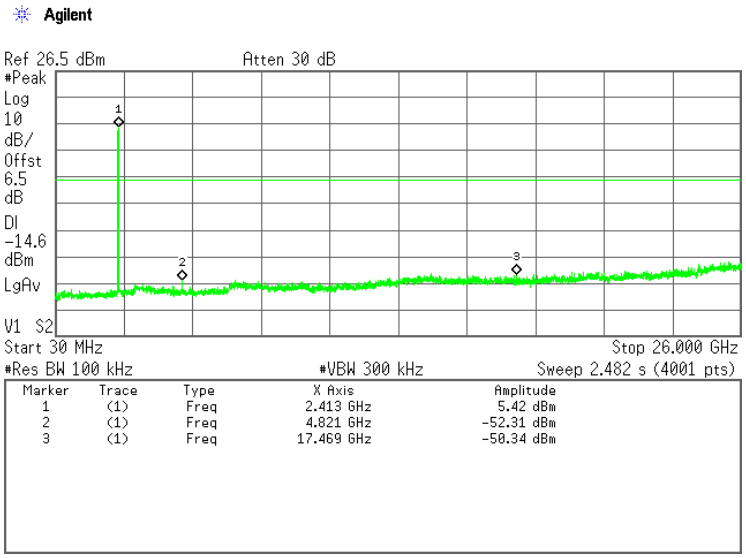

Low Channel - Plot

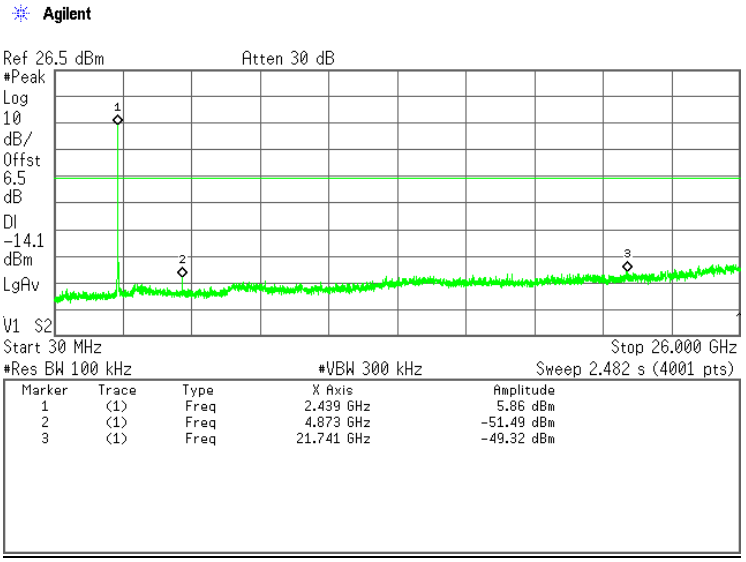

Mid Channel - Plot

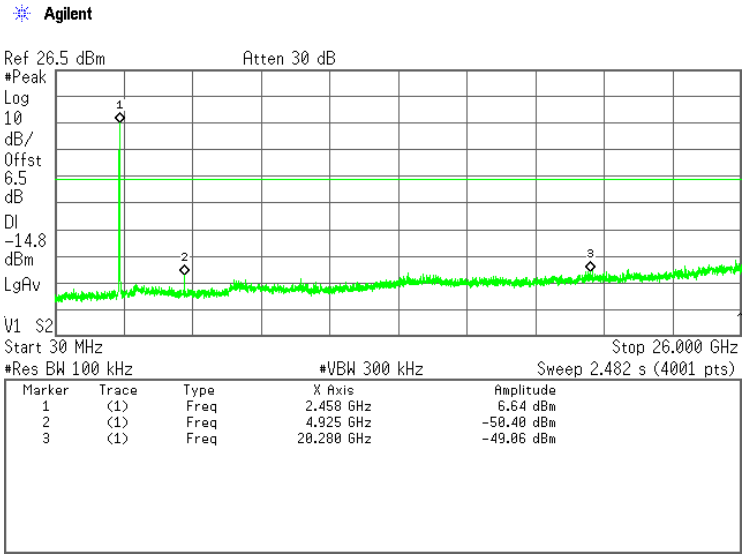

High Channel - Plot

Resideo LLC.
2 Corporate Center Dr., Melville, NY 11747 TEL: (516) 577-2000

This report shall not be reproduced except in full, without the written approval of Ademco Inc.

802.11b 11Mbps – Side Antenna

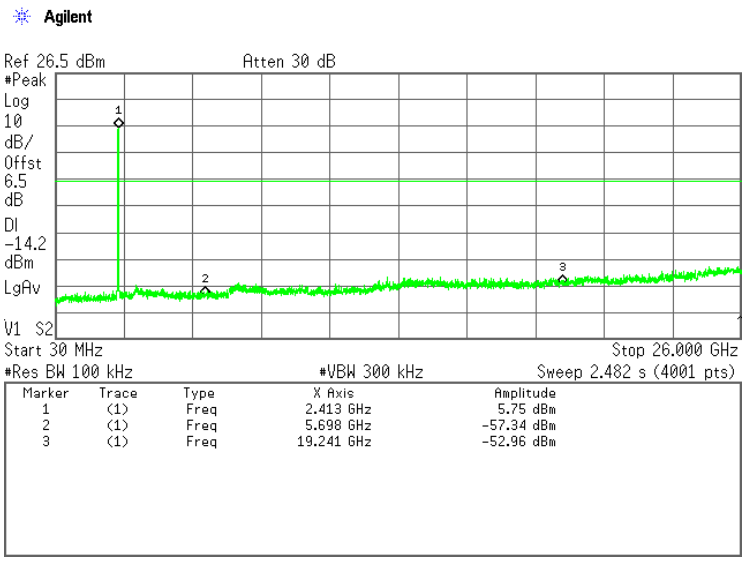

CH 1 - Plot

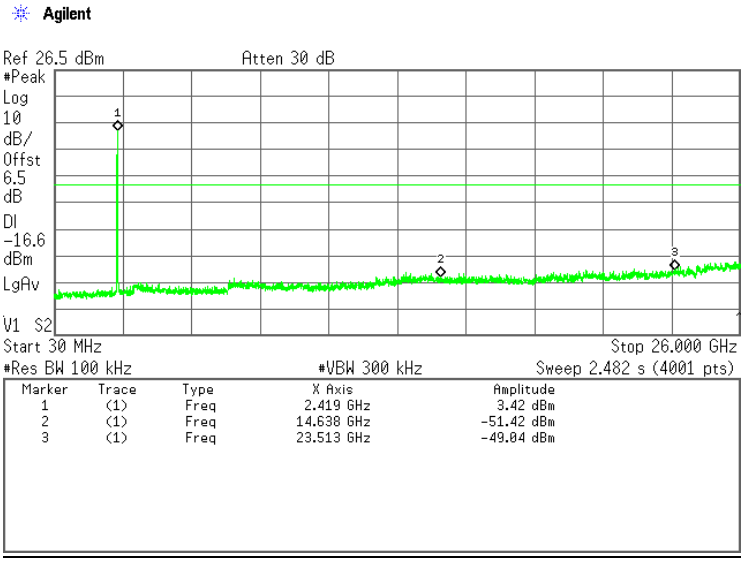

CH 2 - Plot

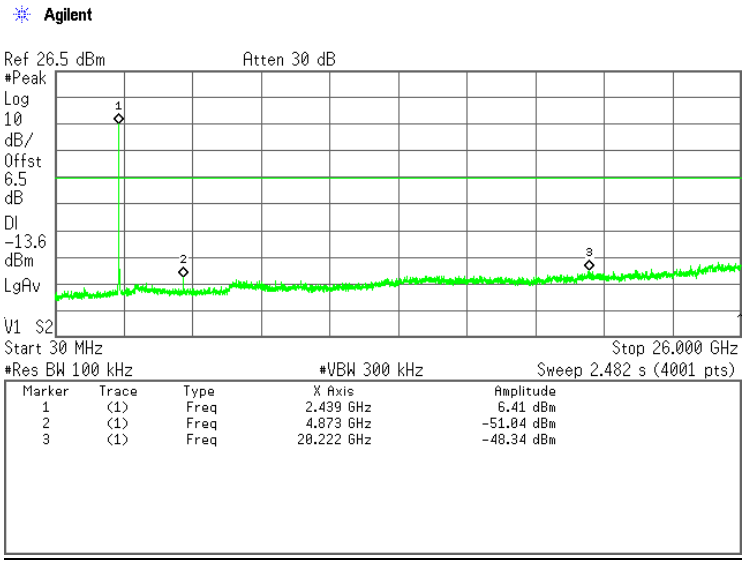

Mid - Plot

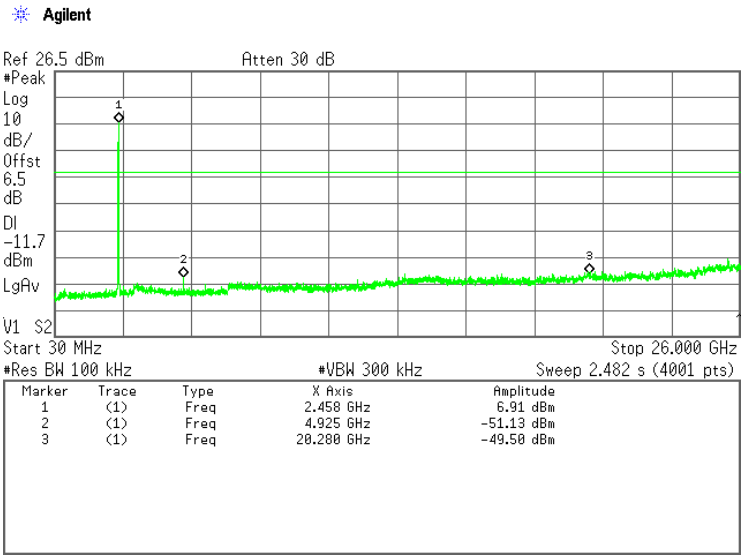

High Channel - Plot

Resideo LLC.
2 Corporate Center Dr., Melville, NY 11747 TEL: (516) 577-2000

This report shall not be reproduced except in full, without the written approval of Ademco Inc.

802.11b 11Mbps – Top Antenna

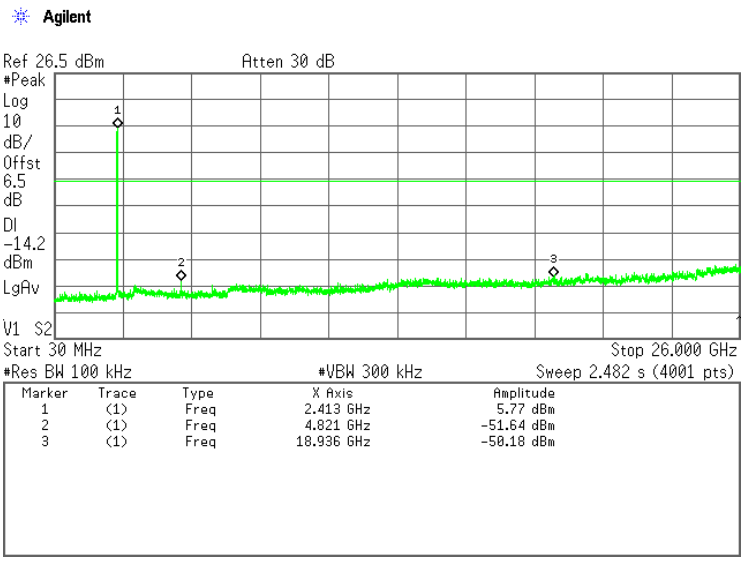

CH 1 - Plot

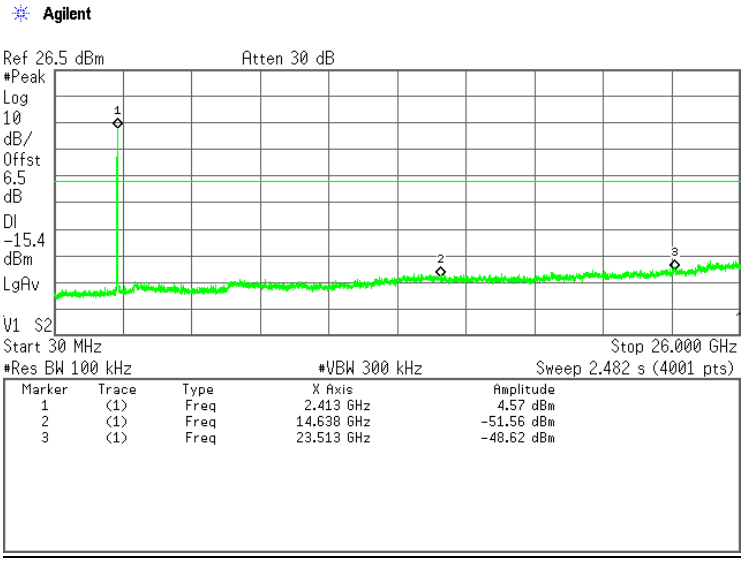

CH 2 - Plot

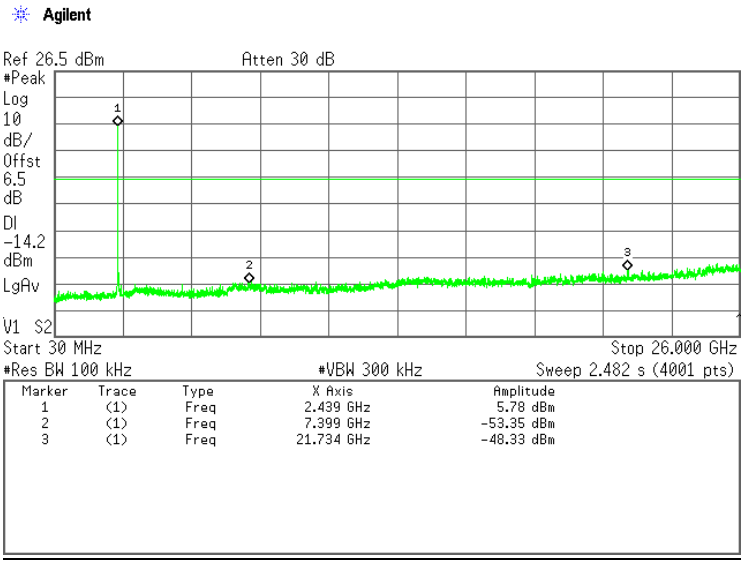

Mid Channel - Plot

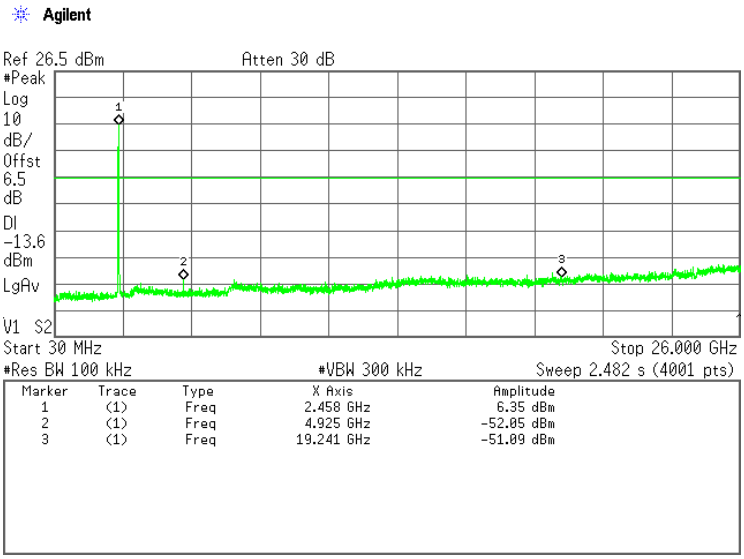

High Channel - Plot

Resideo LLC.
2 Corporate Center Dr., Melville, NY 11747 TEL: (516) 577-2000

This report shall not be reproduced except in full, without the written approval of Ademco Inc.

802.11g 6Mbps – Side Antenna

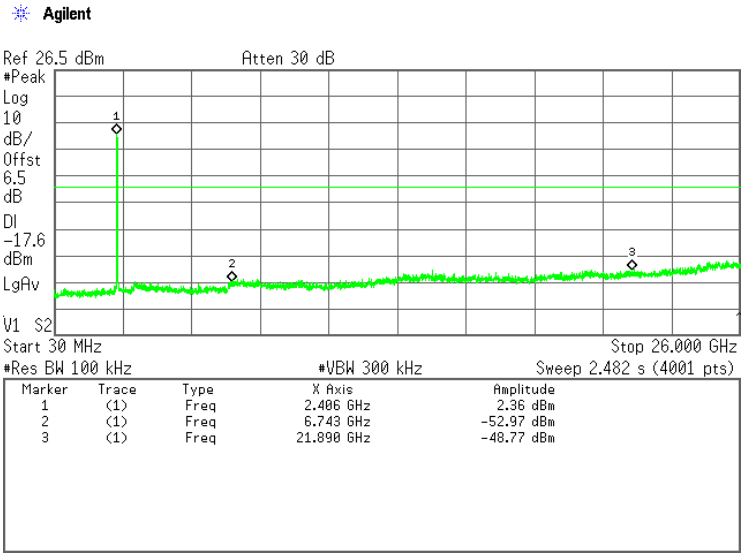

Low Channel - Plot

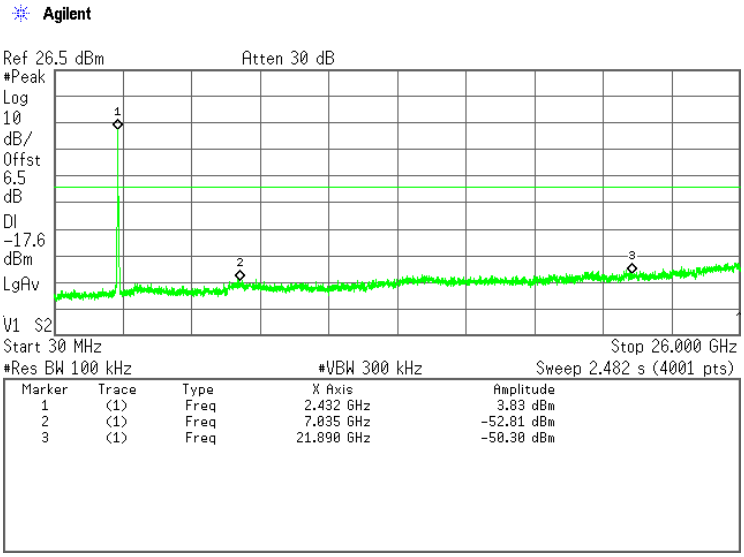

Mid Channel - Plot

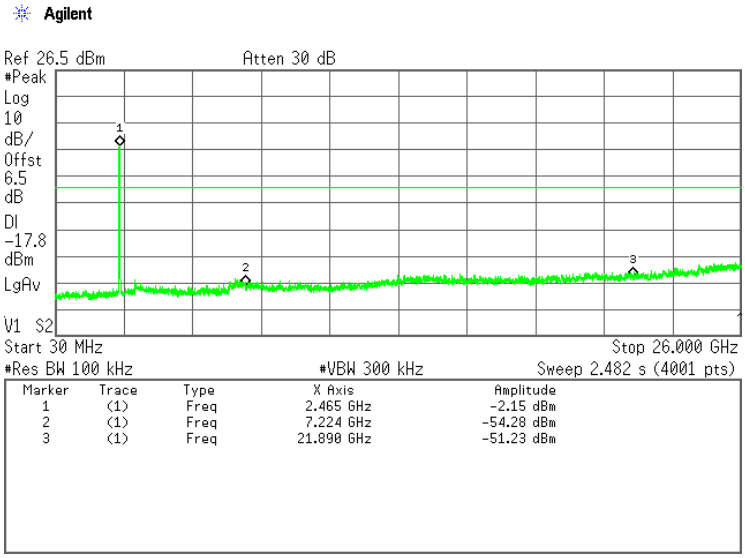

High Channel - Plot

Resideo LLC.
2 Corporate Center Dr., Melville, NY 11747 TEL: (516) 577-2000

This report shall not be reproduced except in full, without the written approval of Ademco Inc.

802.11g 6Mbps – Top Antenna

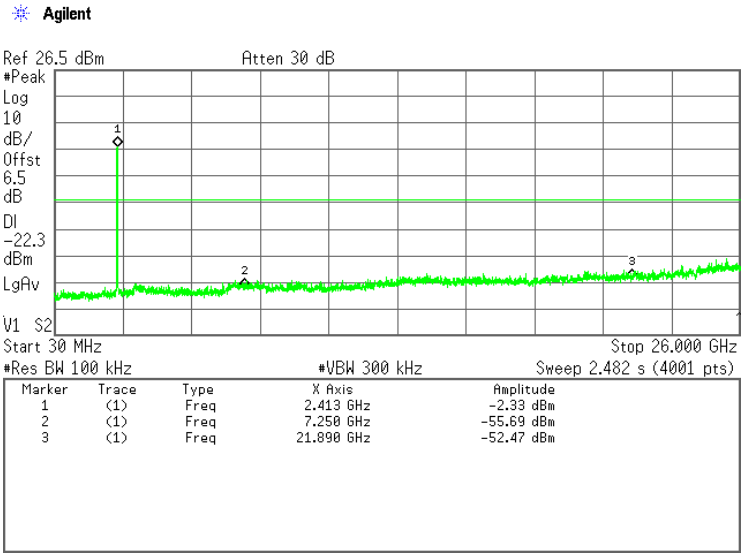

Low Channel - Plot

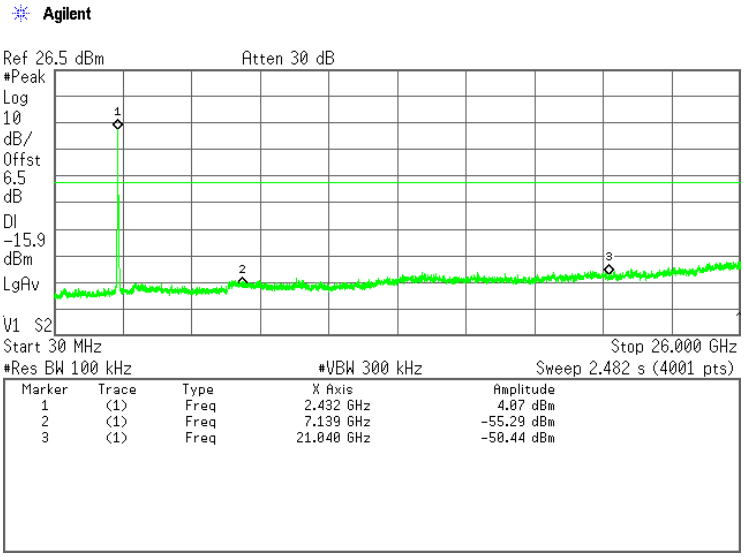

Mid Channel - Plot

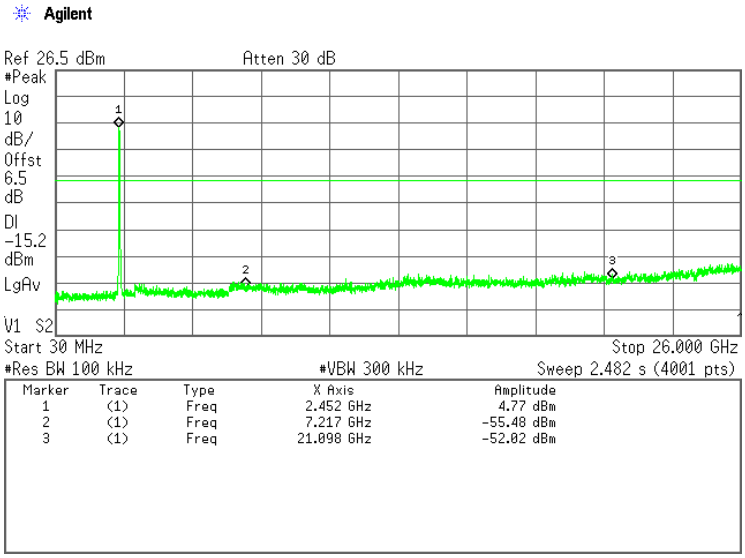

High Channel - Plot

Resideo LLC.
2 Corporate Center Dr., Melville, NY 11747 TEL: (516) 577-2000

This report shall not be reproduced except in full, without the written approval of Ademco Inc.

802.11g 36Mbps – Side Antenna

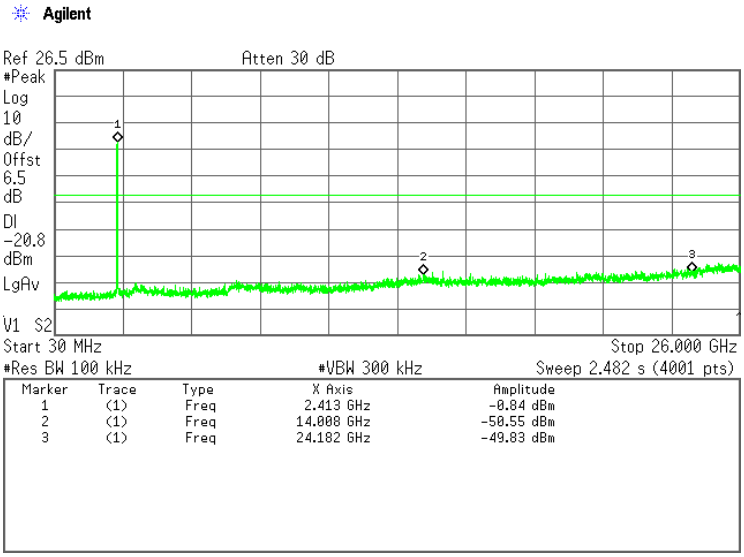

Low Channel - Plot

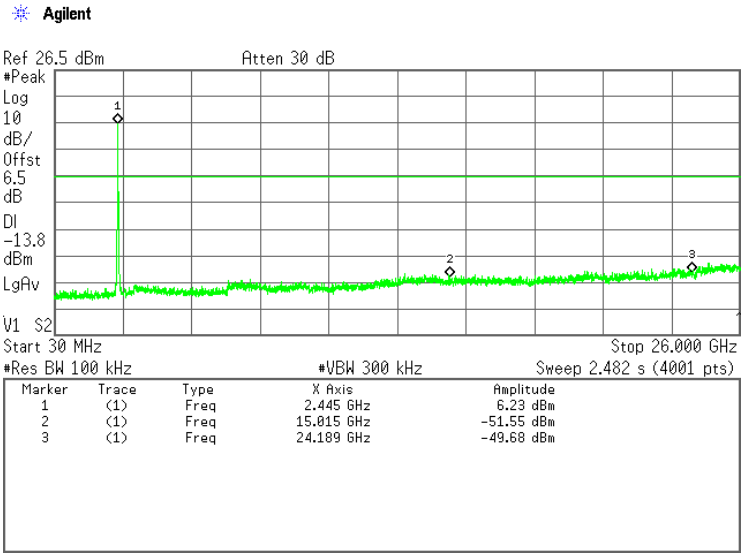

Mid Channel - Plot

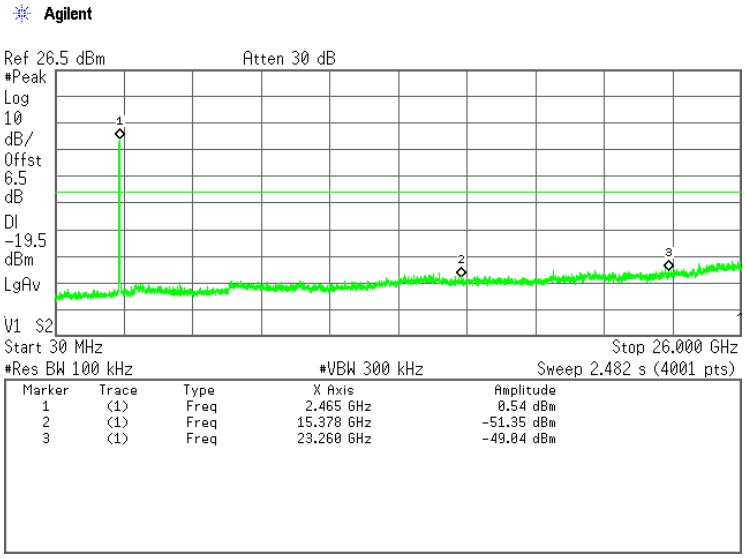

High Channel - Plot

Resideo LLC.
2 Corporate Center Dr., Melville, NY 11747 TEL: (516) 577-2000

This report shall not be reproduced except in full, without the written approval of Ademco Inc.

802.11g 36Mbps – Top Antenna

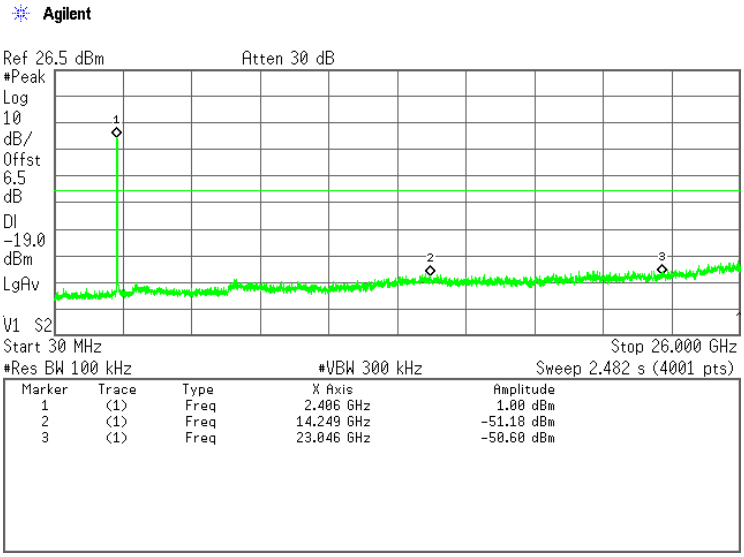

Low Channel - Plot

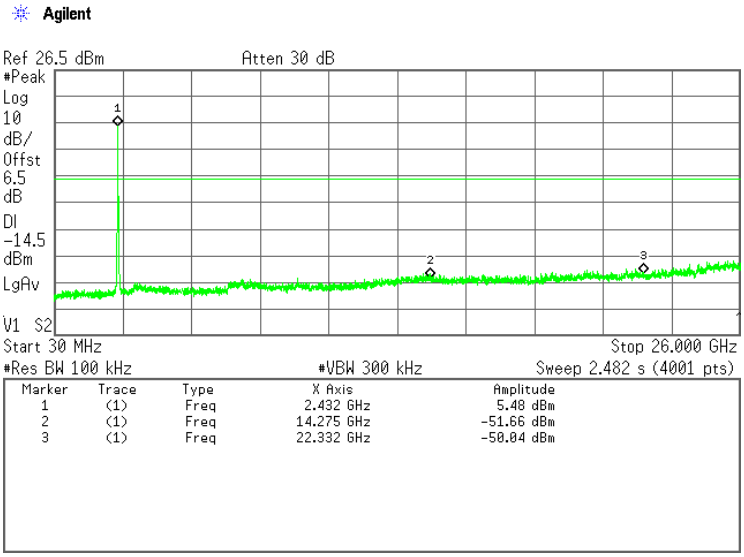

Mid Channel - Plot

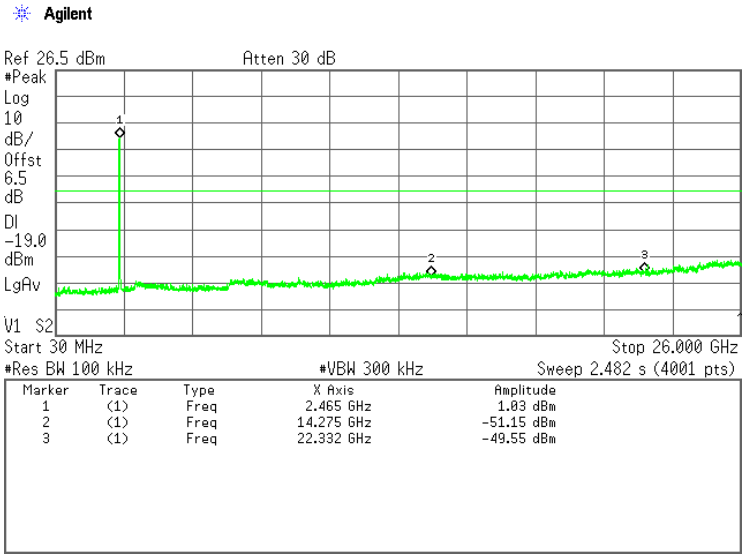

High Channel - Plot

Resideo LLC.
2 Corporate Center Dr., Melville, NY 11747 TEL: (516) 577-2000

This report shall not be reproduced except in full, without the written approval of Ademco Inc.

802.11g 54Mbps – Side Antenna

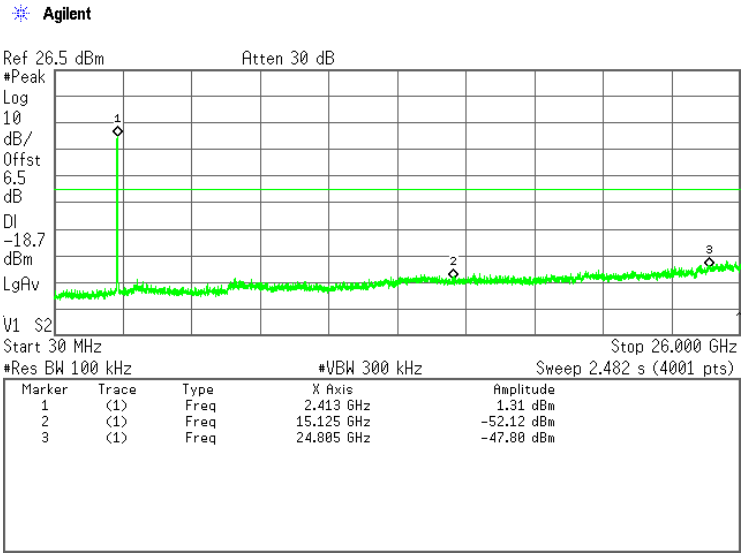

Low Channel - Plot

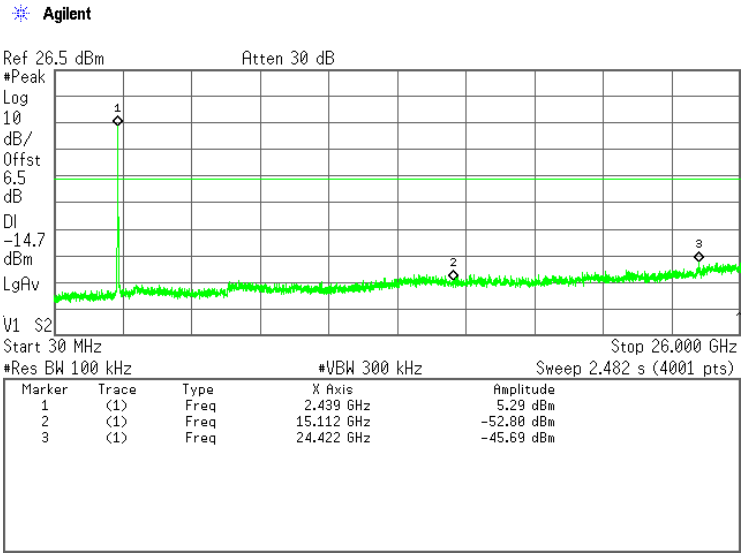

Mid Channel - Plot

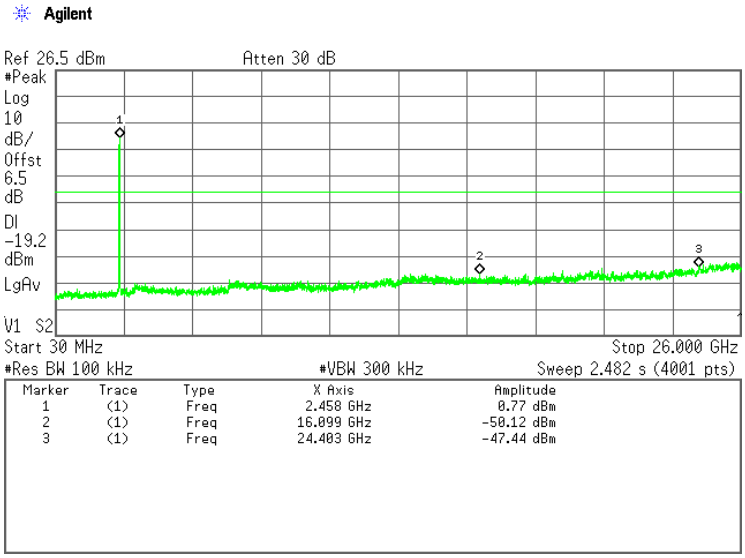

High Channel - Plot

Resideo LLC.
2 Corporate Center Dr., Melville, NY 11747 TEL: (516) 577-2000

This report shall not be reproduced except in full, without the written approval of Ademco Inc.

802.11g 54Mbps – Top Antenna

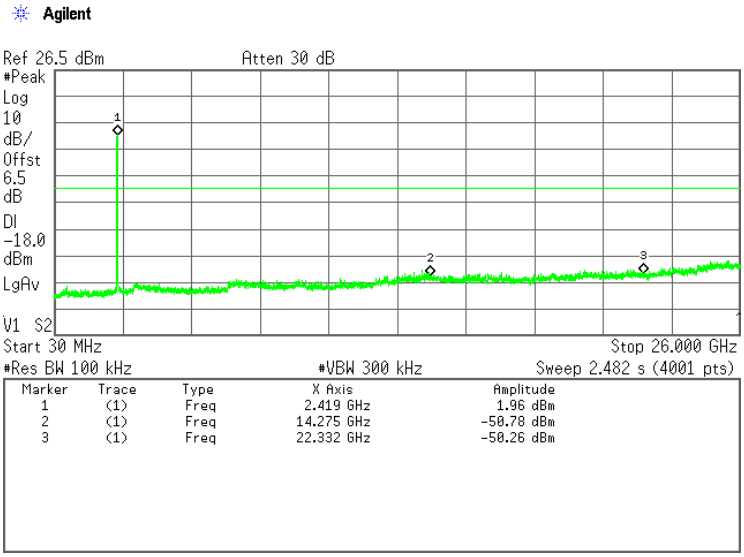

Low Channel - Plot

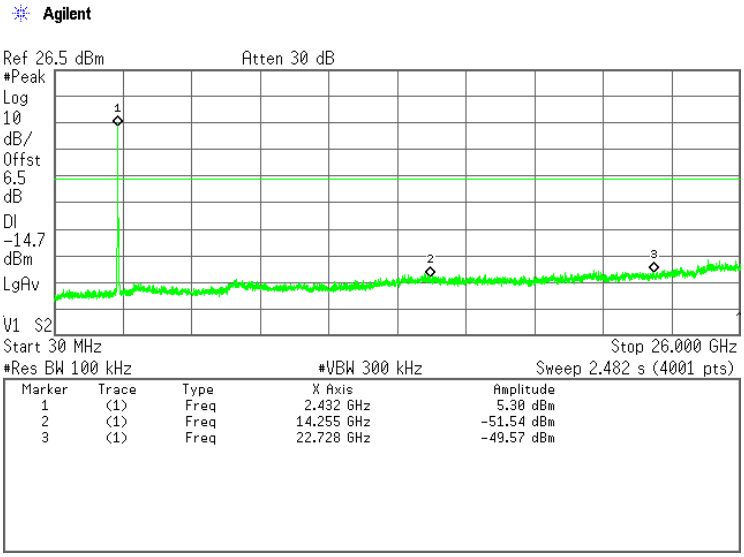

Mid Channel - Plot

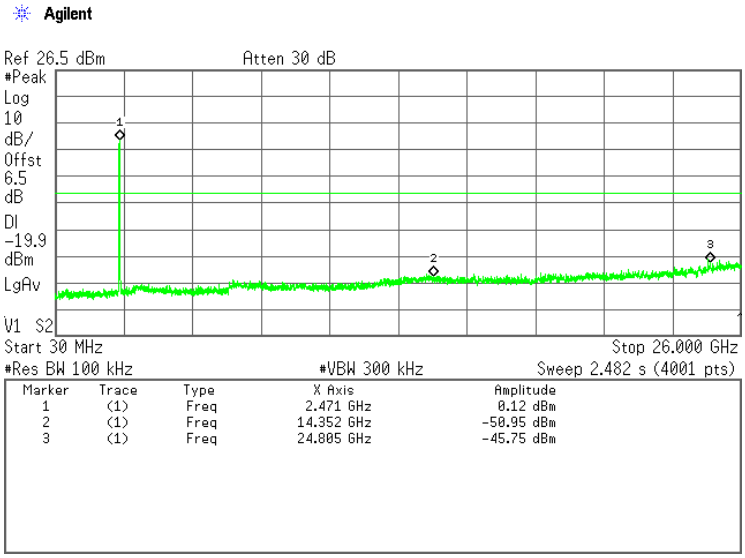

High Channel - Plot

Resideo LLC.
2 Corporate Center Dr., Melville, NY 11747 TEL: (516) 577-2000

This report shall not be reproduced except in full, without the written approval of Ademco Inc.

802.11n HT20 mcs0 – Side Antenna

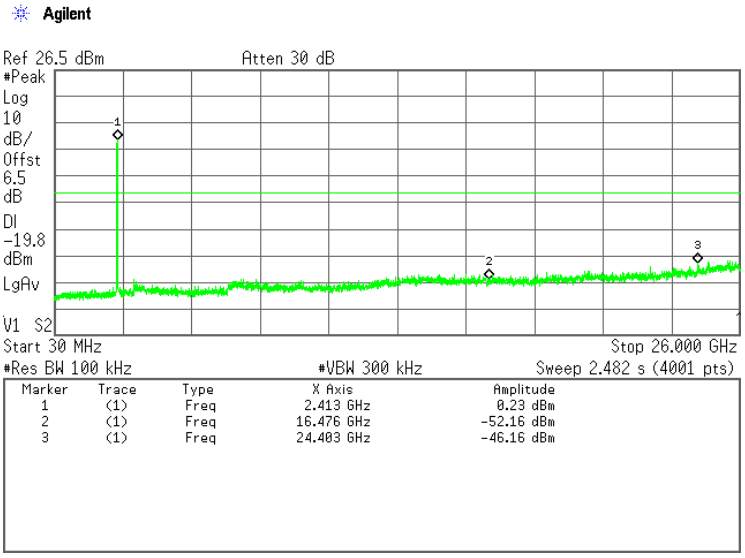

Low Channel - Plot

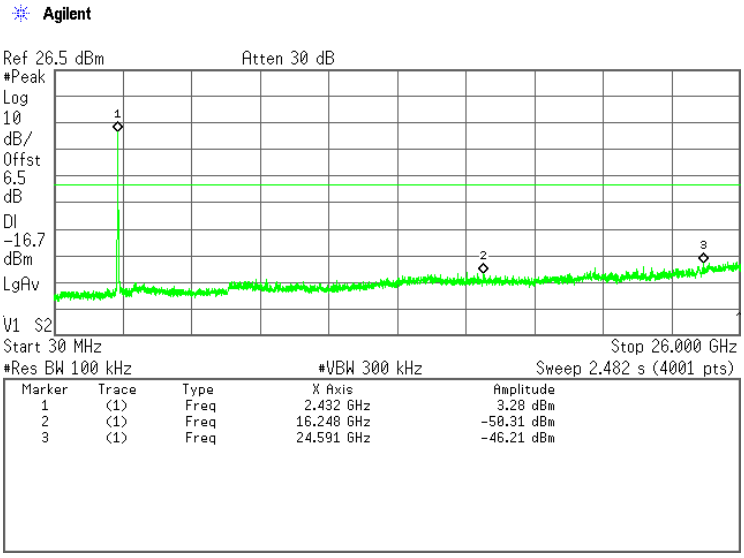

Mid Channel - Plot

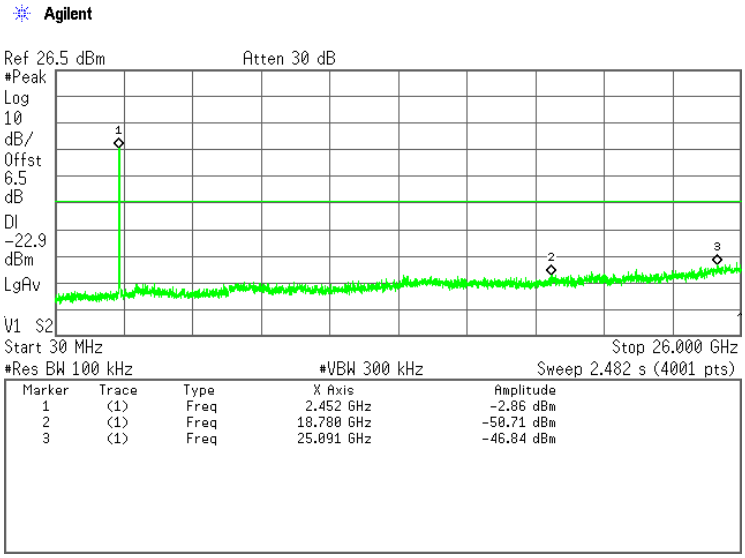

High Channel - Plot

Resideo LLC.
2 Corporate Center Dr., Melville, NY 11747 TEL: (516) 577-2000

This report shall not be reproduced except in full, without the written approval of Ademco Inc.

802.11n HT20 mcs0 – Top Antenna

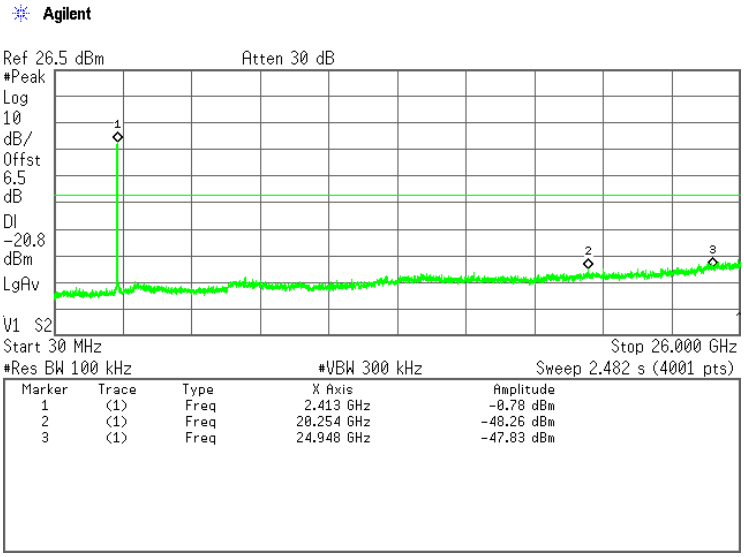

Low Channel - Plot

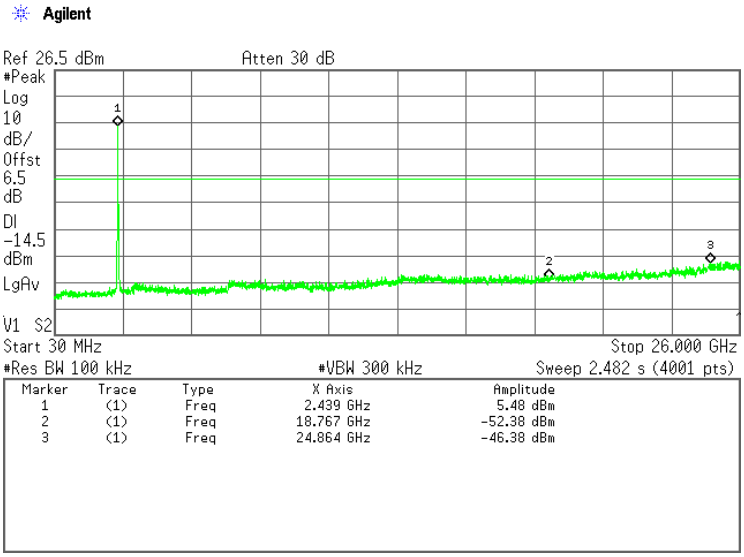

Mid Channel - Plot

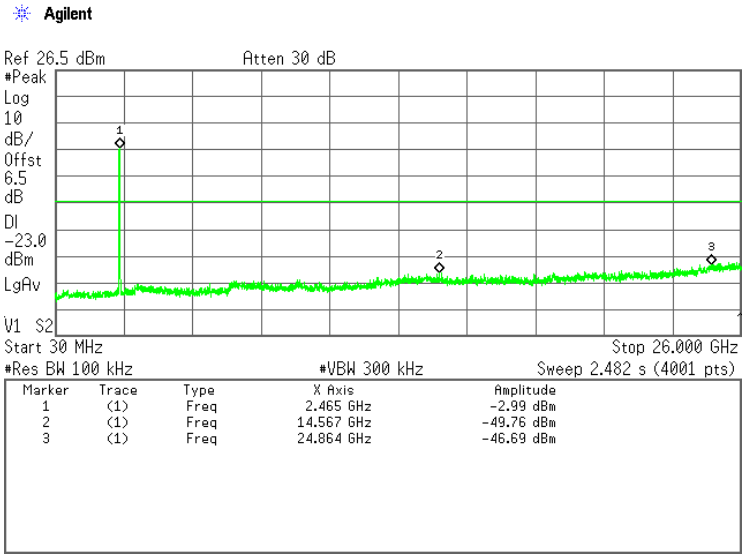

High Channel - Plot

Resideo LLC.
2 Corporate Center Dr., Melville, NY 11747 TEL: (516) 577-2000

This report shall not be reproduced except in full, without the written approval of Ademco Inc.

802.11n HT20 mcs7 – Side Antenna

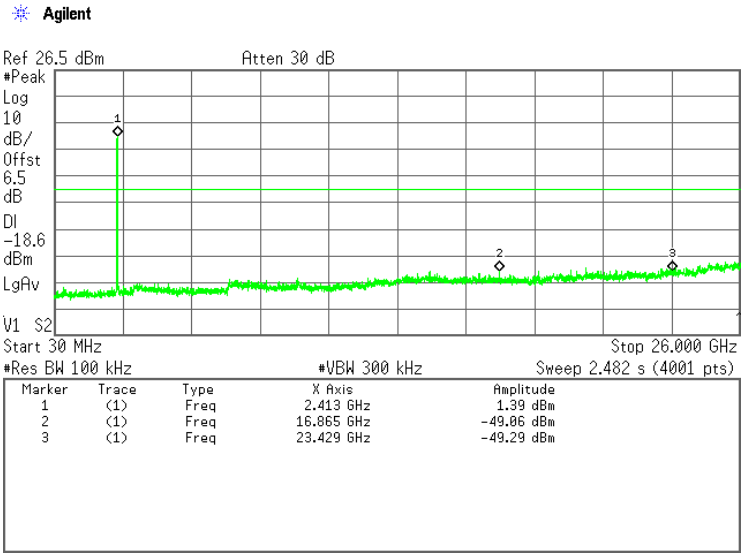

Low Channel - Plot

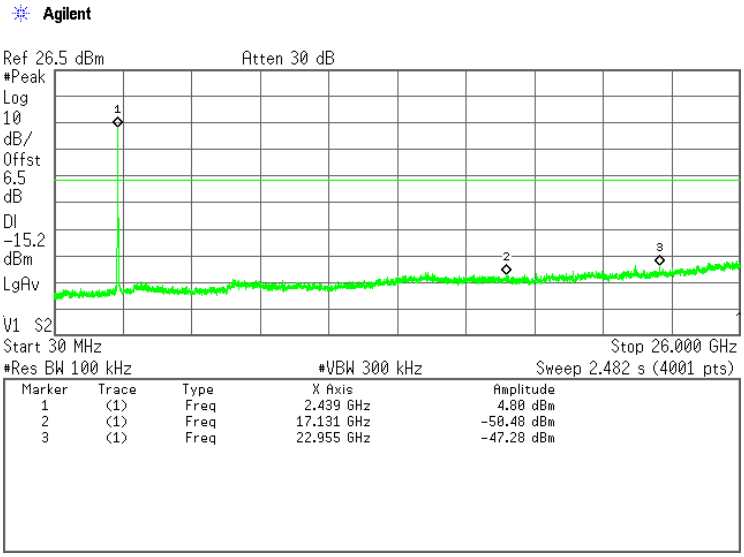

Mid Channel - Plot

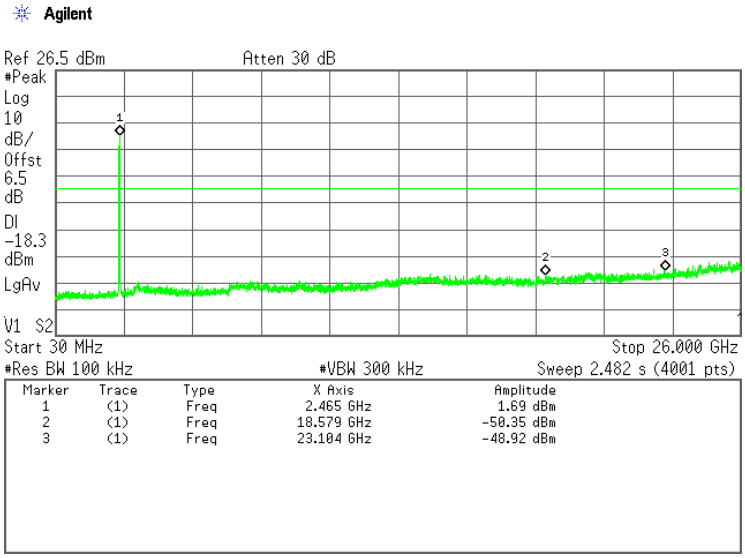

High Channel - Plot

Resideo LLC.
2 Corporate Center Dr., Melville, NY 11747 TEL: (516) 577-2000

This report shall not be reproduced except in full, without the written approval of Ademco Inc.

802.11n HT20 mcs7 – Top Antenna

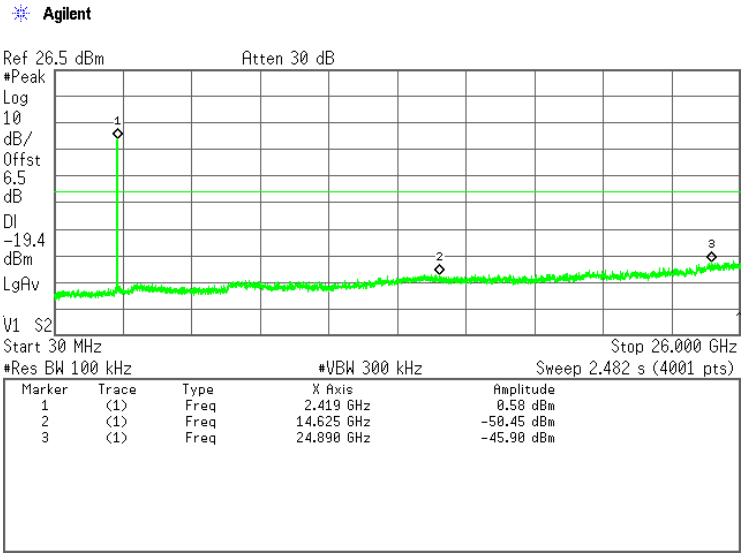

Low Channel - Plot

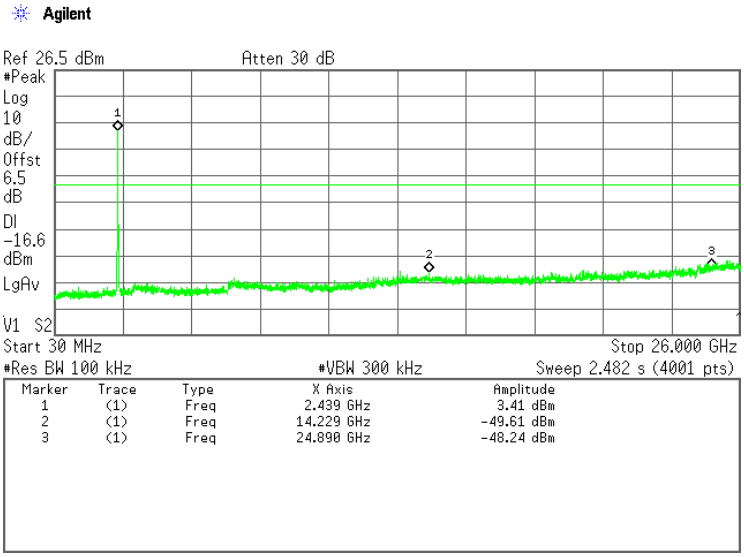

Mid Channel - Plot

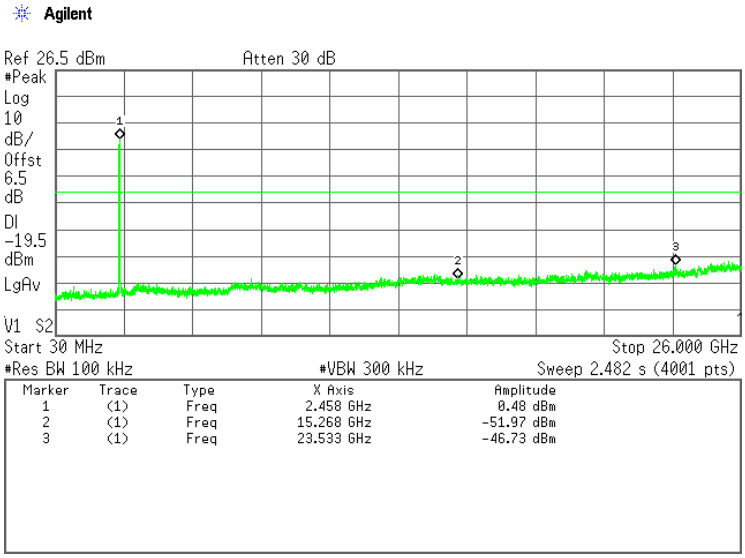

High Channel - Plot

Resideo LLC.
2 Corporate Center Dr., Melville, NY 11747 TEL: (516) 577-2000

This report shall not be reproduced except in full, without the written approval of Ademco Inc.

802.11n HT40 mcs0 – Side Antenna

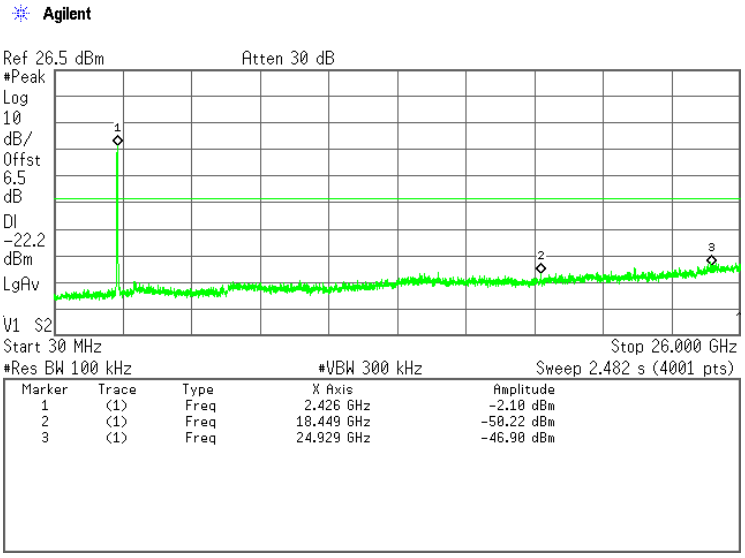

Low Channel - Plot

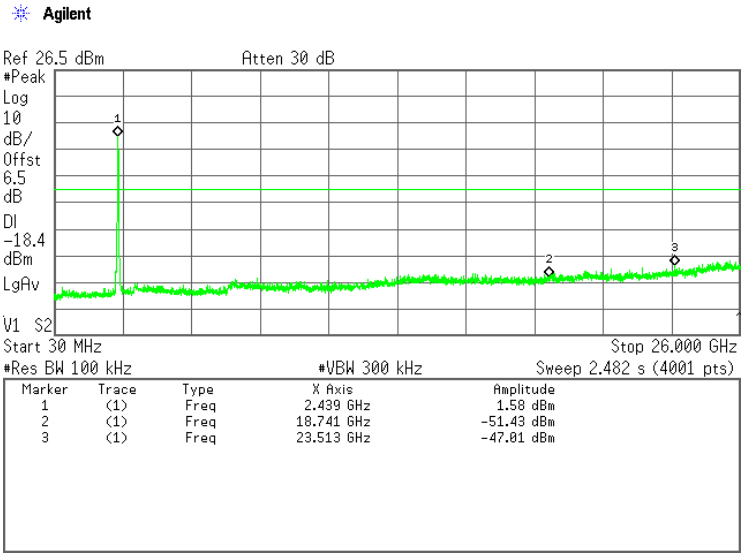

Mid Channel - Plot

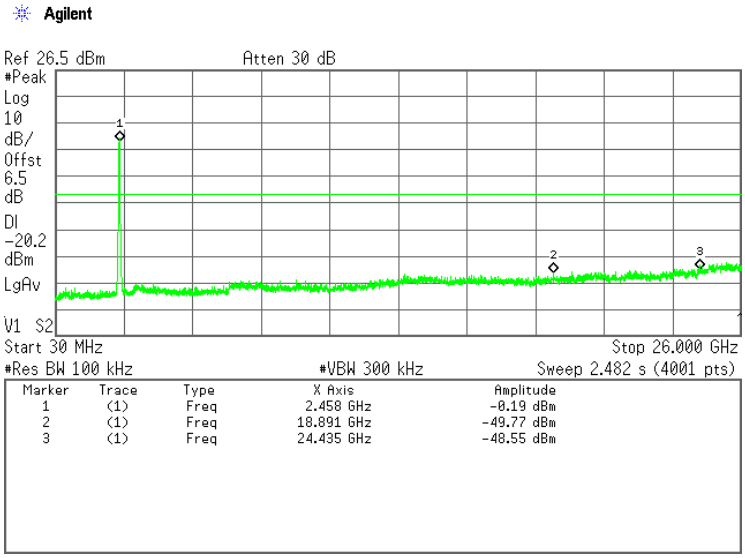

High Channel - Plot

Resideo LLC.
2 Corporate Center Dr., Melville, NY 11747 TEL: (516) 577-2000

This report shall not be reproduced except in full, without the written approval of Ademco Inc.

802.11n HT40 mcs0 – Top Antenna

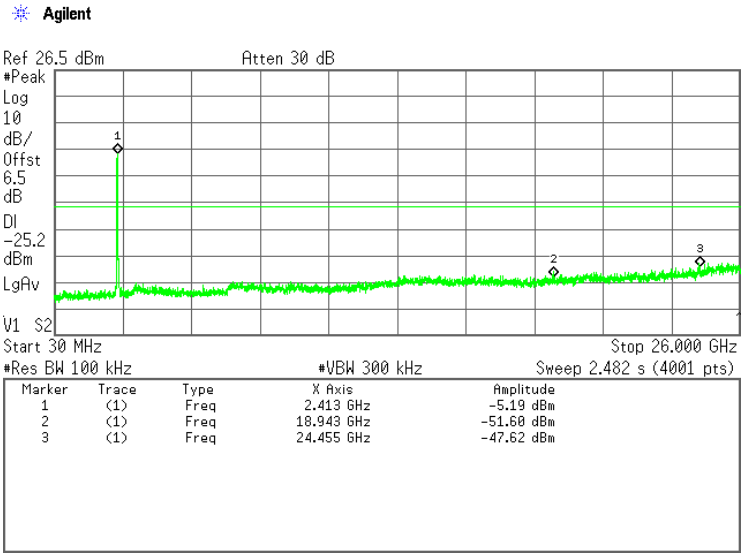

Low Channel - Plot

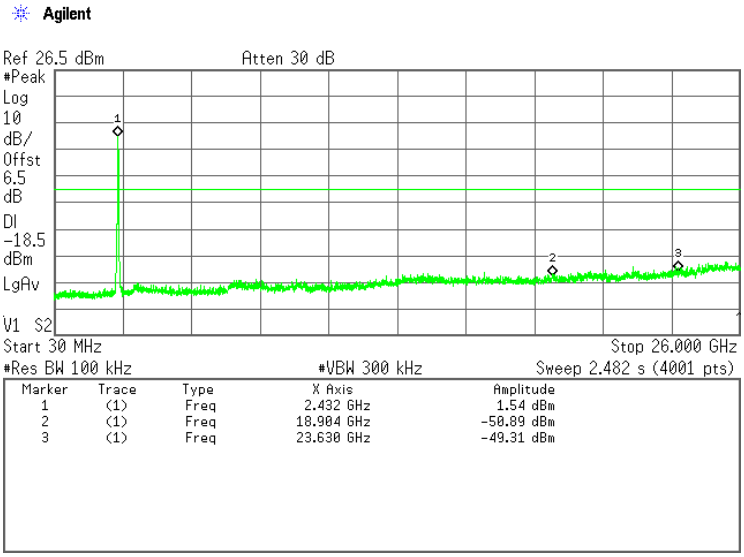

Mid Channel - Plot

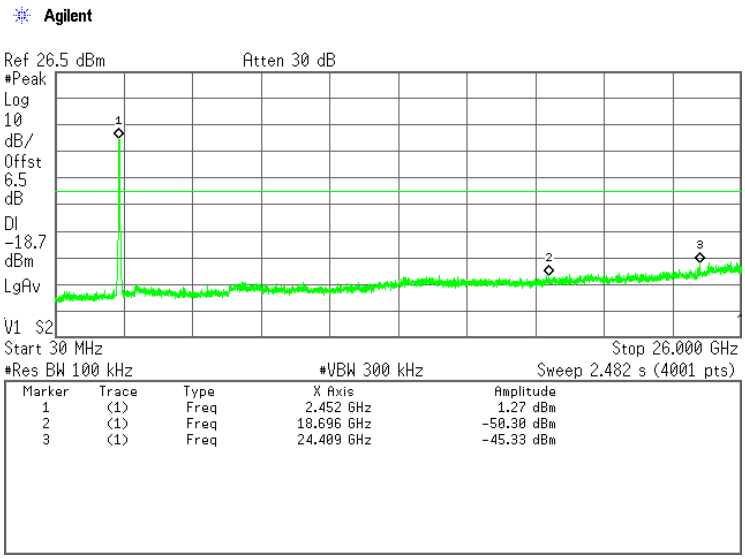

High Channel - Plot

Resideo LLC.
2 Corporate Center Dr., Melville, NY 11747 TEL: (516) 577-2000

This report shall not be reproduced except in full, without the written approval of Ademco Inc.

802.11n HT40 mcs7 – Side Antenna

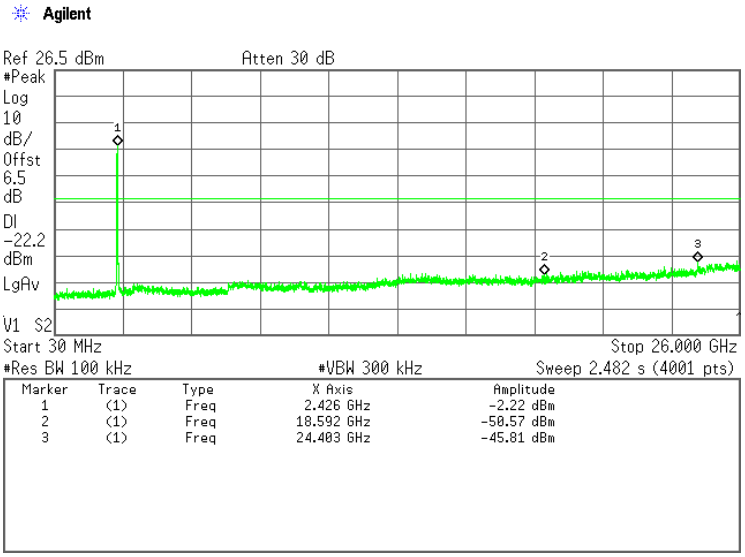

Low Channel - Plot

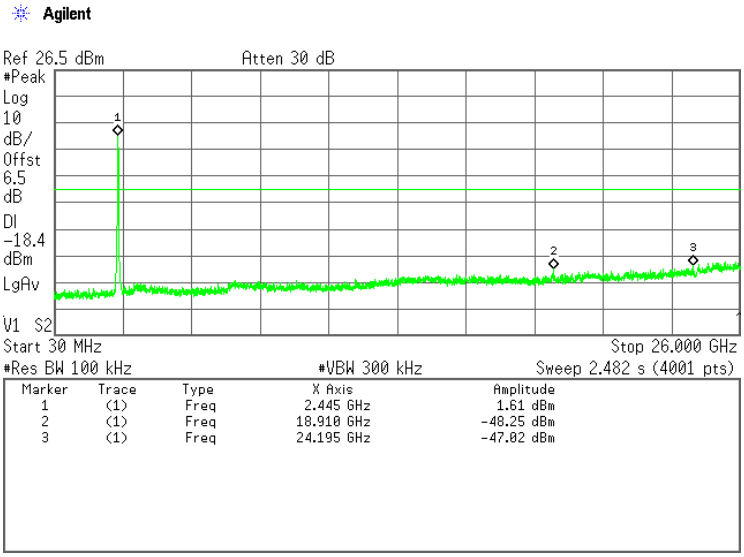

Mid Channel - Plot

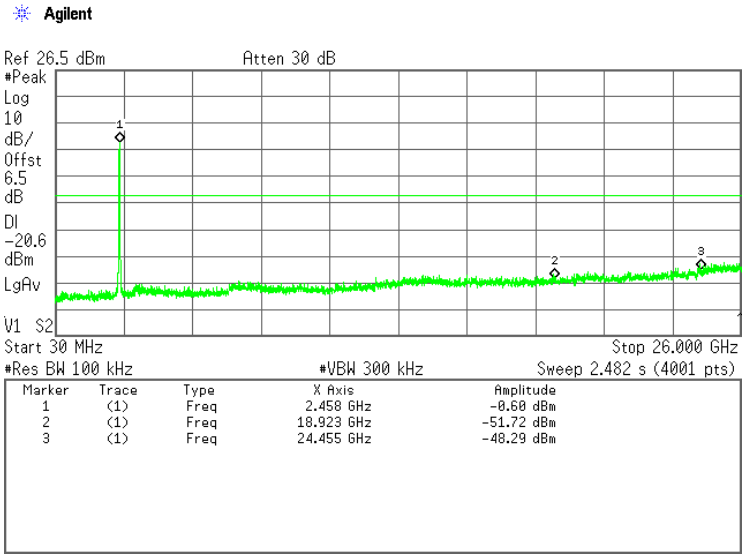

High Channel - Plot

Resideo LLC.
2 Corporate Center Dr., Melville, NY 11747 TEL: (516) 577-2000

This report shall not be reproduced except in full, without the written approval of Ademco Inc.

802.11n HT40 mcs7 – Top Antenna

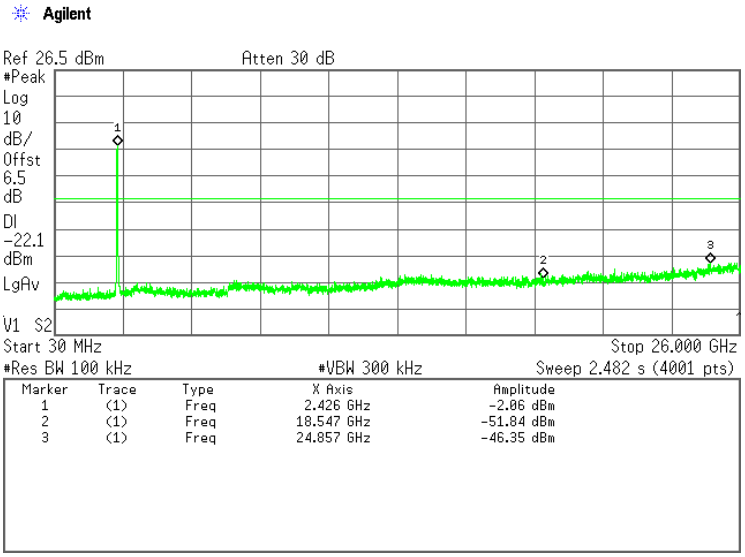

Low Channel - Plot

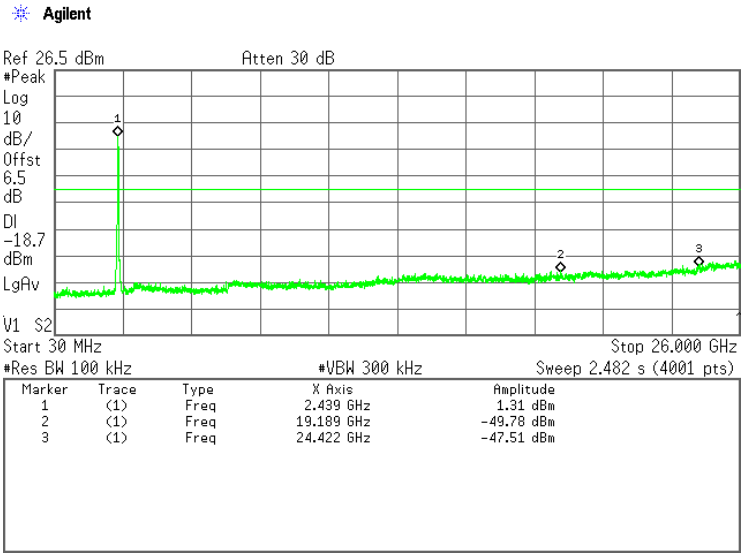

Mid Channel - Plot

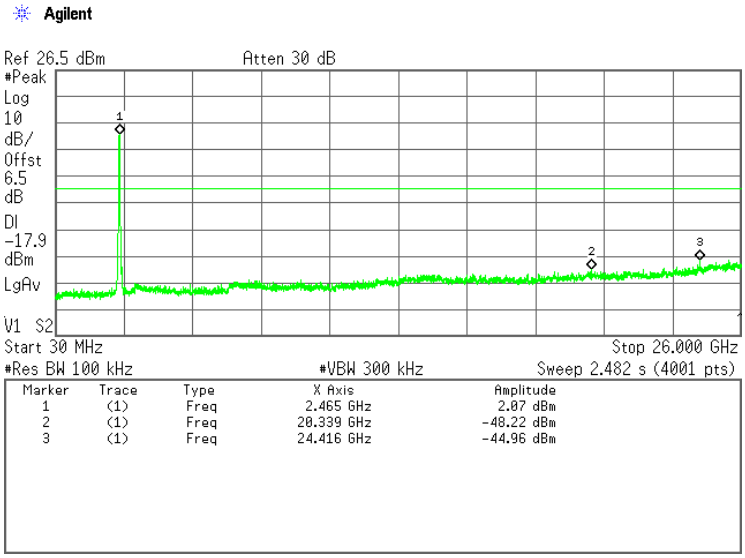

High Channel - Plot

Resideo LLC.
2 Corporate Center Dr., Melville, NY 11747 TEL: (516) 577-2000

This report shall not be reproduced except in full, without the written approval of Ademco Inc.

Conducted Band Edge

Test Description

In any 100 kHz bandwidth outside the frequency band in which the spread spectrum or digitally modulated intentional radiator is operating, the radio frequency power that is produced by the intentional radiator shall be at least 20 dB below that in the 100 kHz bandwidth within the band that contains the highest level of the desired power, based on RF conducted measurement, provided the transmitter demonstrates compliance with the peak conducted power limits.

Test Criteria

Reference	Limit
CFR 47 Subpart C 15.247 (d) RSS-247, Section 5.5	20dBc Below the Fundamental

Note: 20dBc is in reference to the previously measured PSD measurements as referenced in ANSI C63.10 Section 11.11.2

Test Information

Tester	Test Location	Date	Temperature (ºC)	Humidity (%RH)	Pressure (mbar)	Results (P/F)
Jose Badia	RF Lab	6/04/2025	22.22	37	1043	P

Test Results

Resideo LLC.
2 Corporate Center Dr., Melville, NY 11747 TEL: (516) 577-2000

This report shall not be reproduced except in full, without the written approval of Ademco Inc.

802.11b – 1Mbps

802.11b 1Mbps – Side Antenna

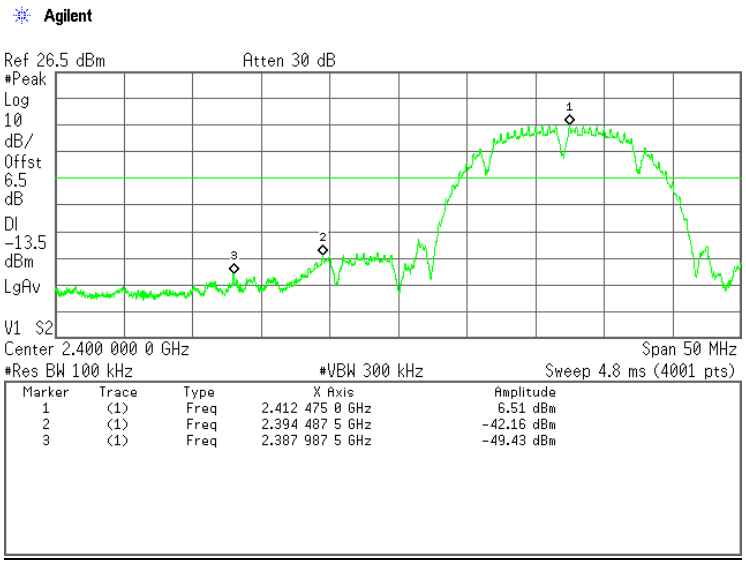

CH 1 - Plot

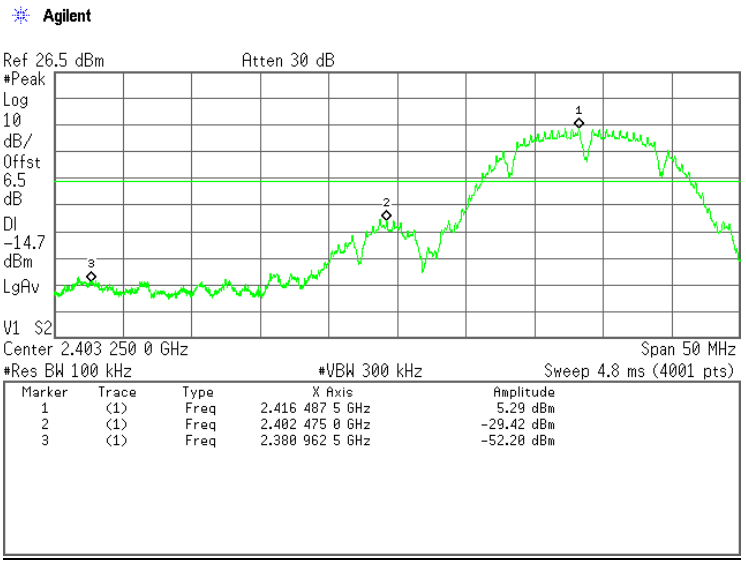

CH 2 - Plot

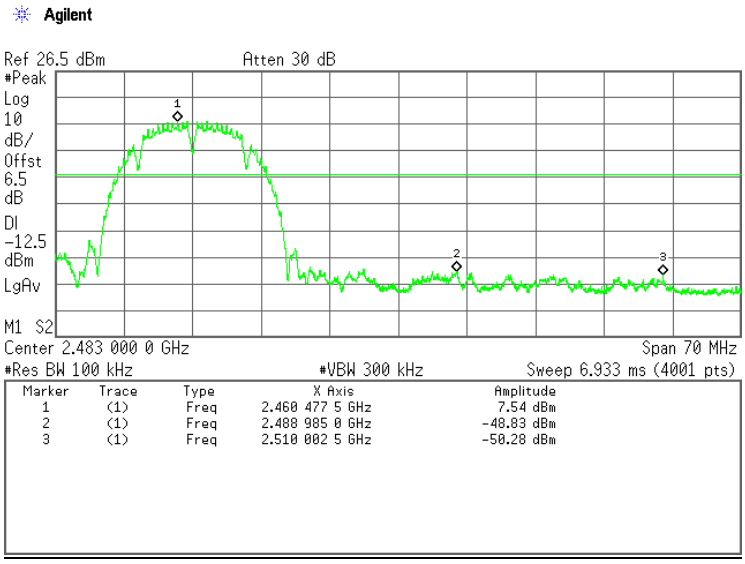

CH 11 – Plot

Resideo LLC.
2 Corporate Center Dr., Melville, NY 11747 TEL: (516) 577-2000

This report shall not be reproduced except in full, without the written approval of Ademco Inc.

802.11b 1Mbps – Top Antenna

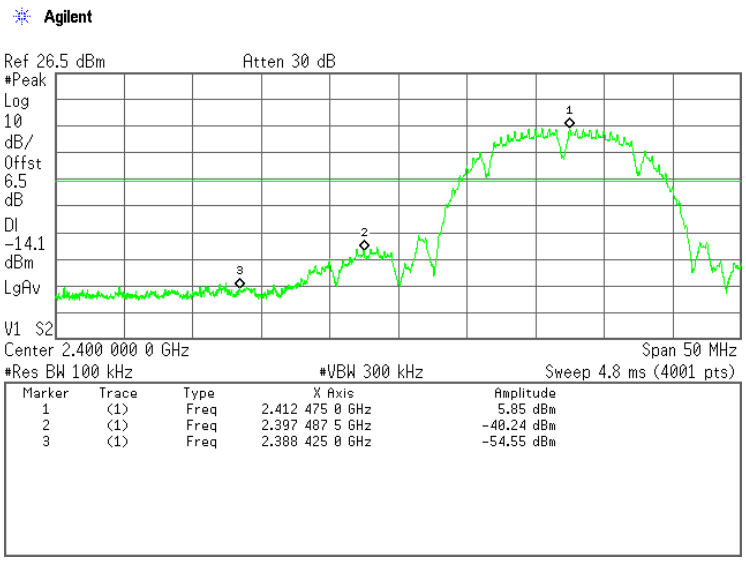

CH 1 - Plot

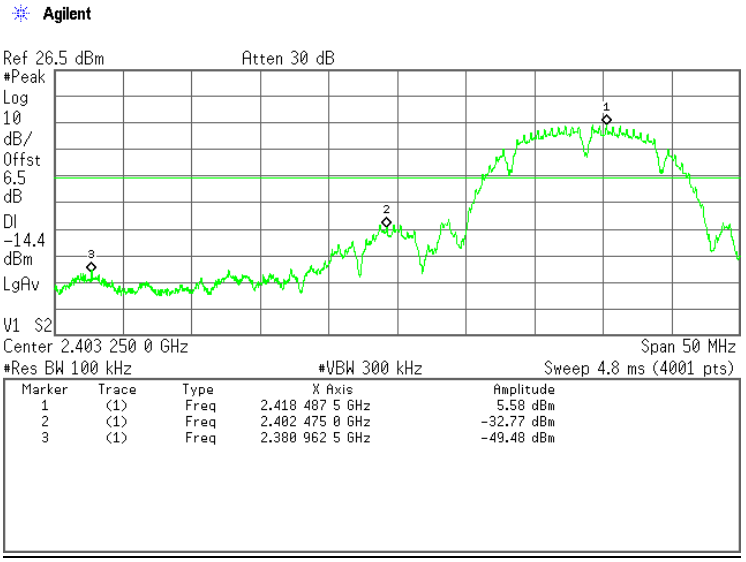

CH 2 - Plot

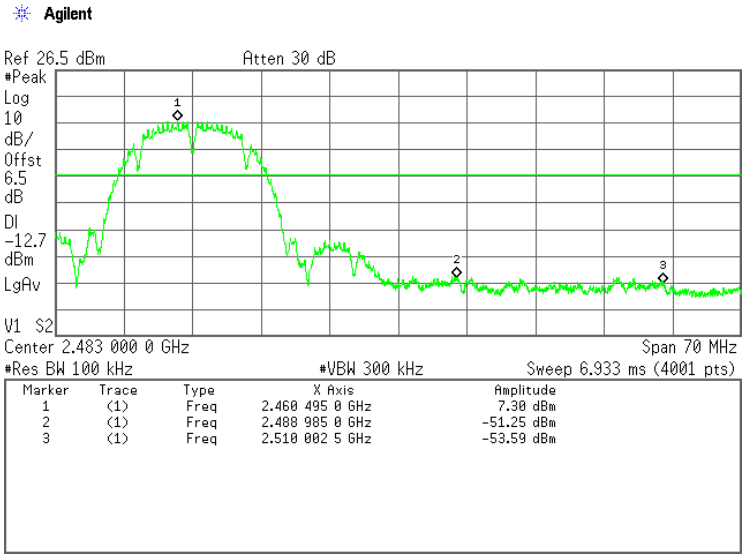

CH 11 – Plot

Resideo LLC.
2 Corporate Center Dr., Melville, NY 11747 TEL: (516) 577-2000

This report shall not be reproduced except in full, without the written approval of Ademco Inc.

802.11b – 11Mbps

802.11b 11Mbps – Side Antenna

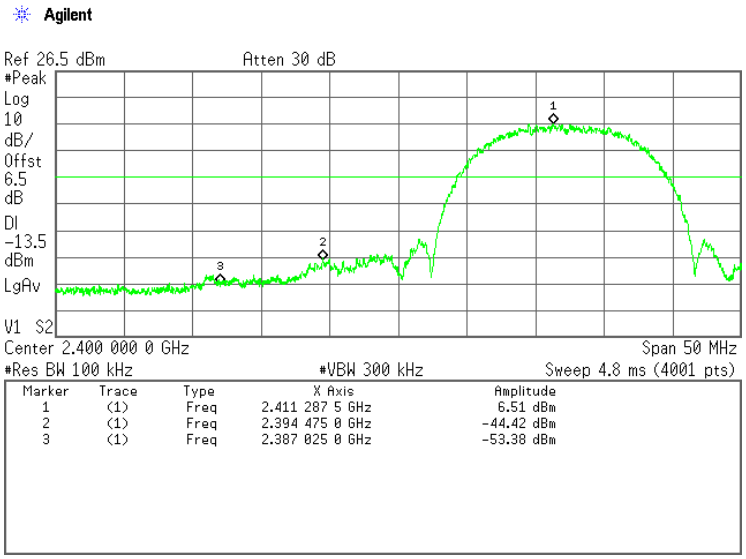

CH1 - Plot

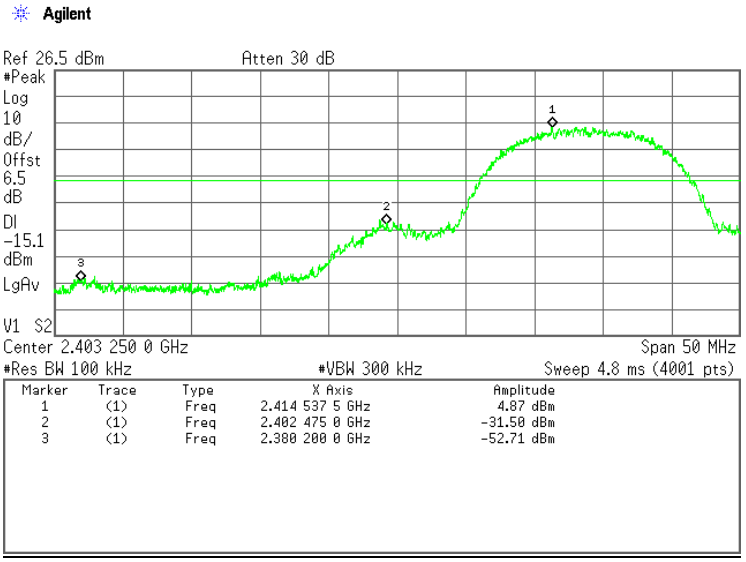

CH2 - Plot

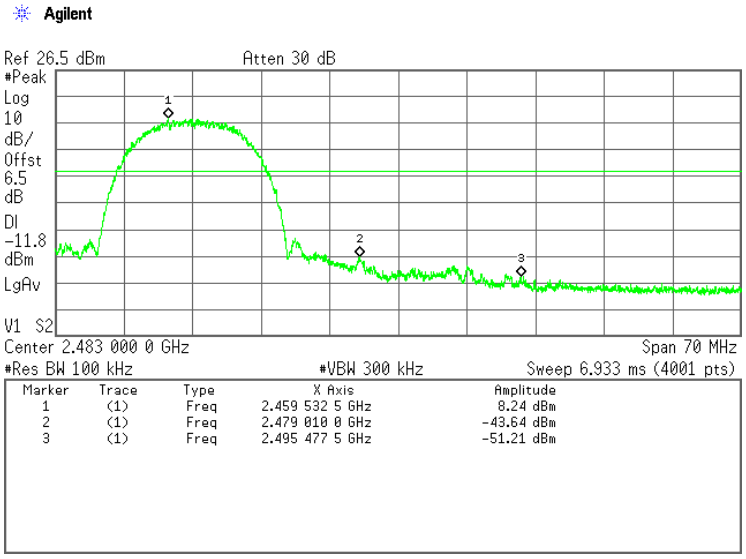

High Channel - Plot

Resideo LLC.
2 Corporate Center Dr., Melville, NY 11747 TEL: (516) 577-2000

This report shall not be reproduced except in full, without the written approval of Ademco Inc.

802.11b 11Mbps – Top Antenna

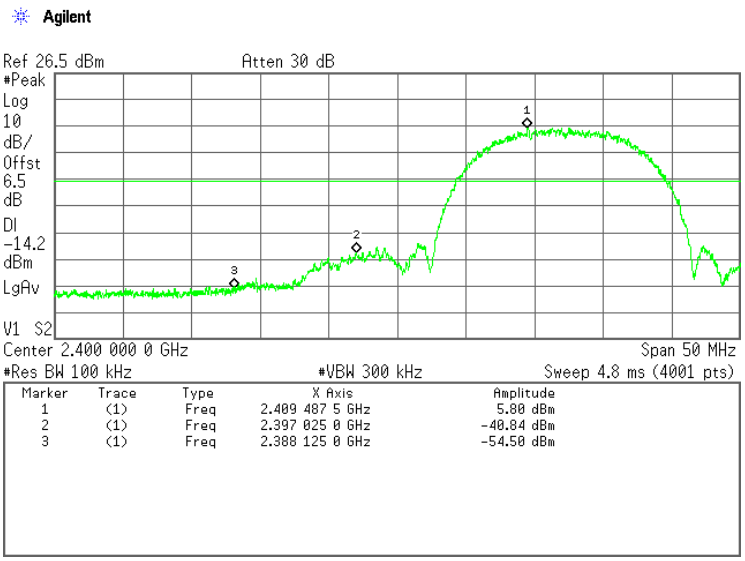

CH 1 - Plot

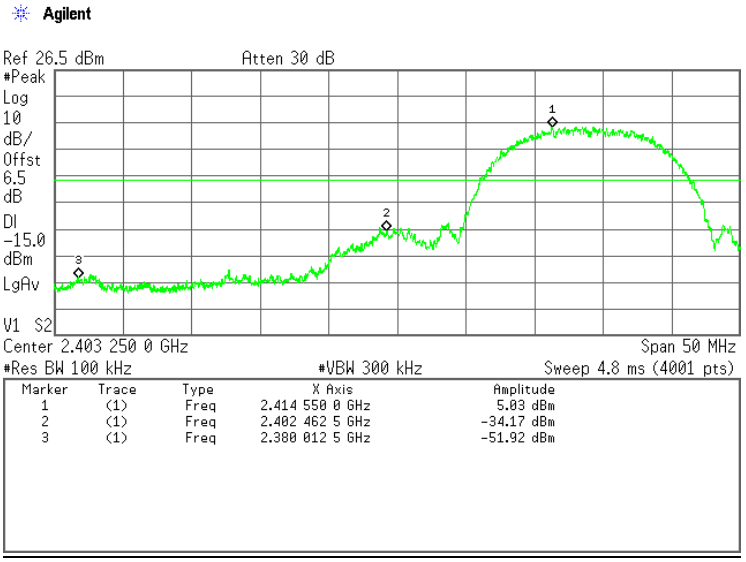

CH 2 - Plot

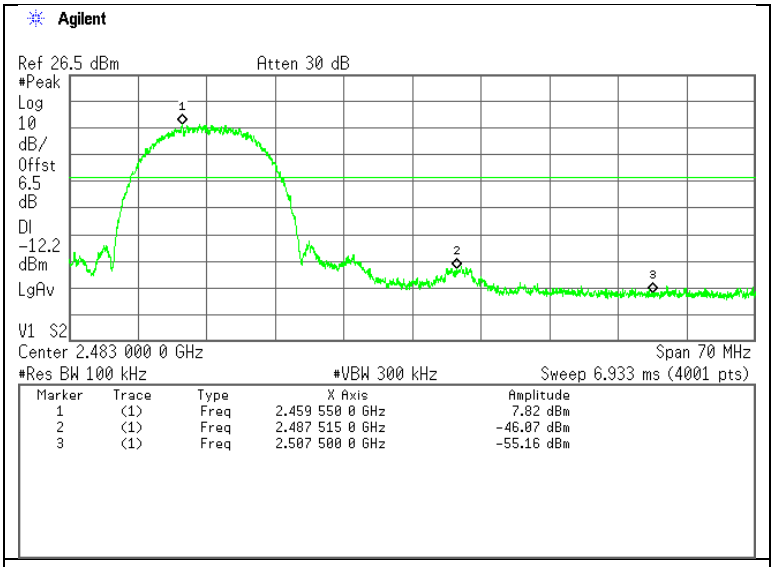

High Channel - Plot

Resideo LLC.
2 Corporate Center Dr., Melville, NY 11747 TEL: (516) 577-2000

This report shall not be reproduced except in full, without the written approval of Ademco Inc.

802.11g – 6Mbps

802.11g 6Mbps – Side Antenna

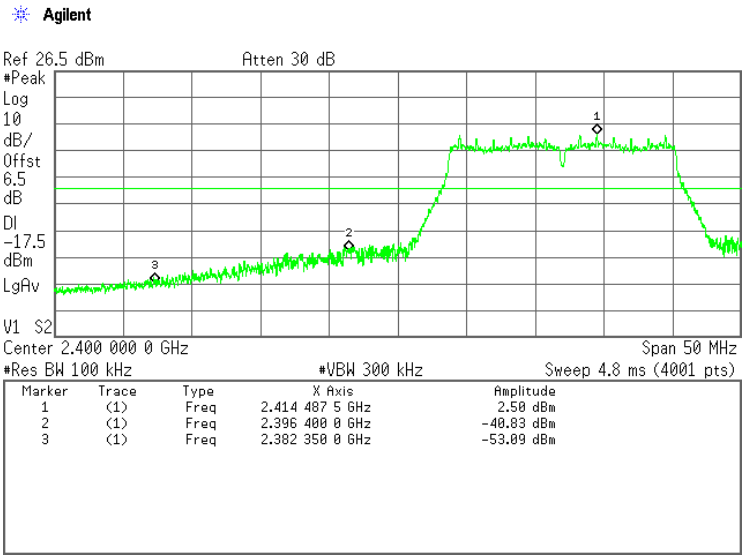

CH1 - Plot

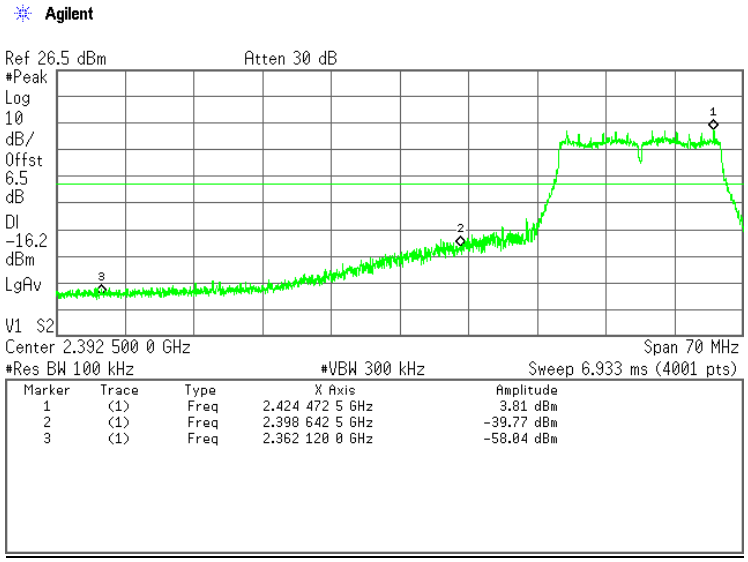

CH2 - Plot

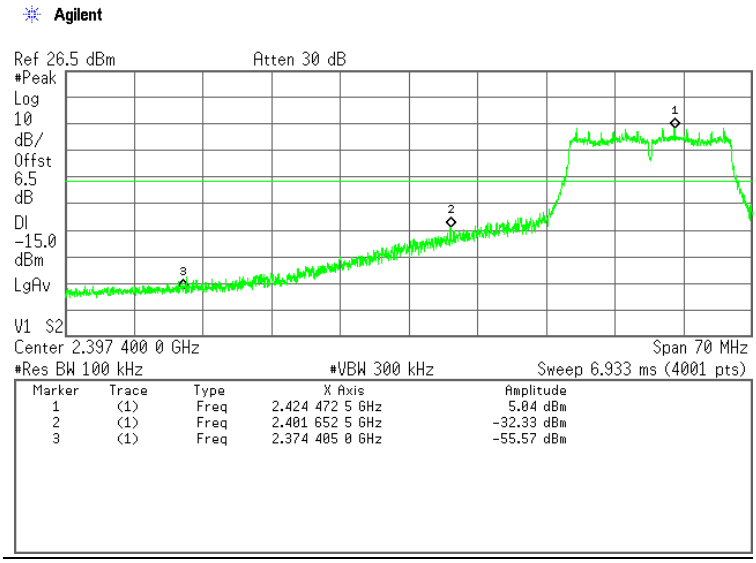

CH3 - Plot

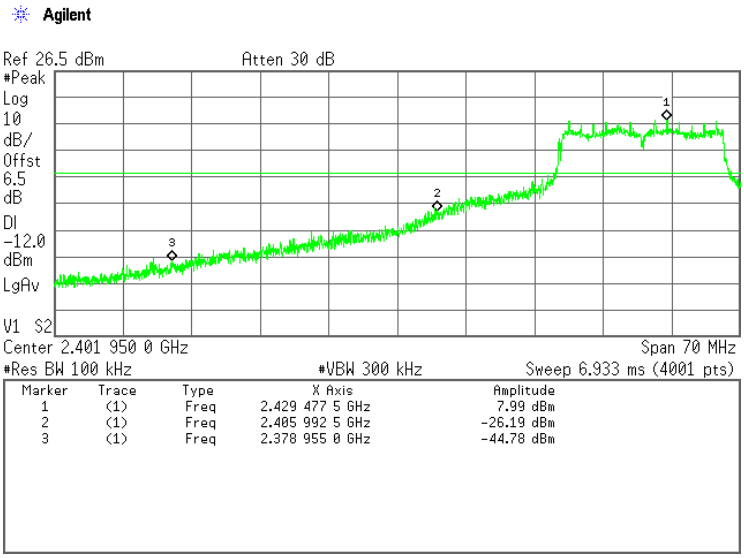

CH4 - Plot

Resideo LLC.
2 Corporate Center Dr., Melville, NY 11747 TEL: (516) 577-2000

This report shall not be reproduced except in full, without the written approval of Ademco Inc.

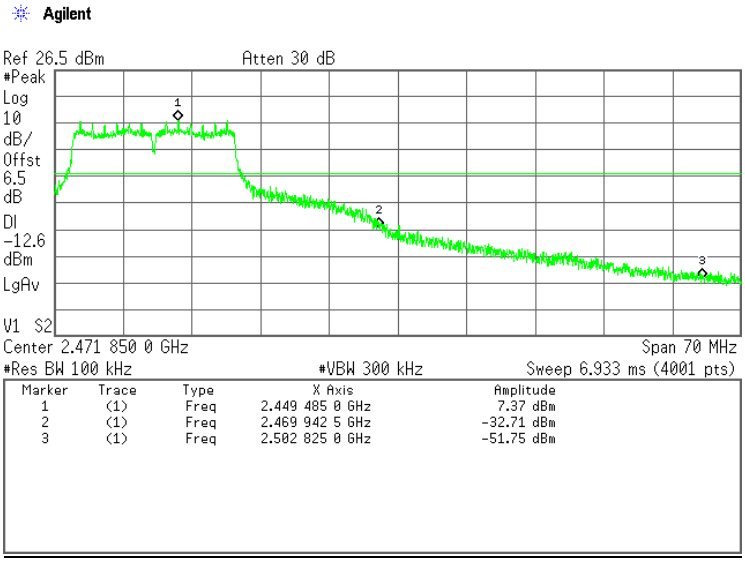

CH8 - Plot

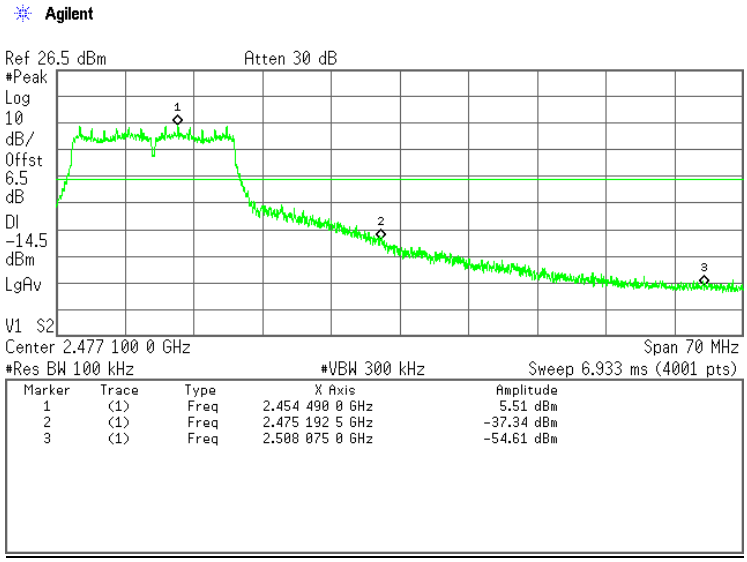

CH9 - Plot

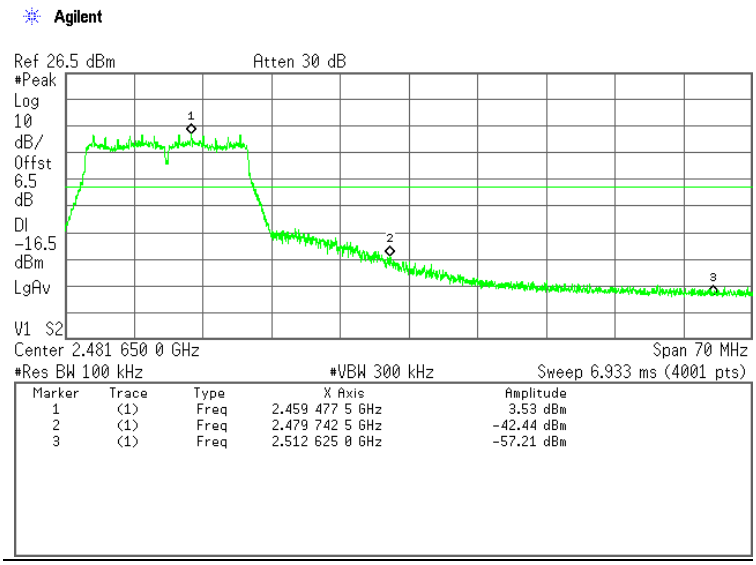

CH10 - Plot

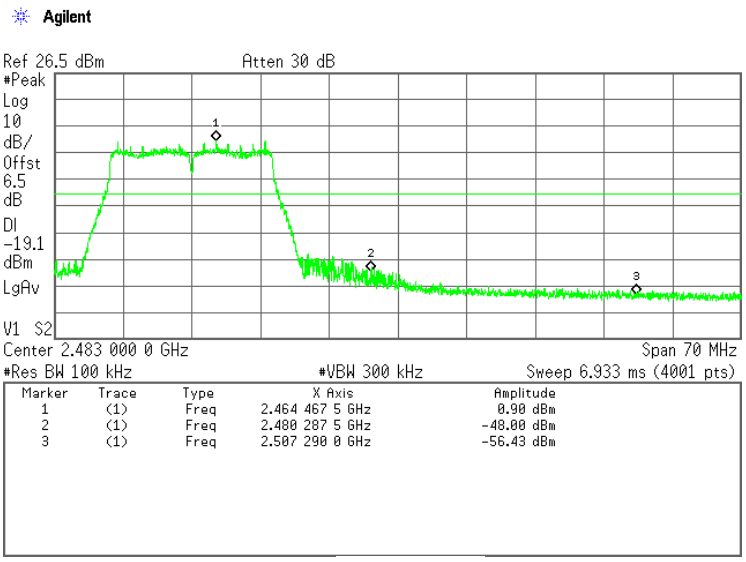

CH11 - Plot

Resideo LLC.
2 Corporate Center Dr., Melville, NY 11747 TEL: (516) 577-2000

This report shall not be reproduced except in full, without the written approval of Ademco Inc.

802.11g 6Mbps – Top Antenna

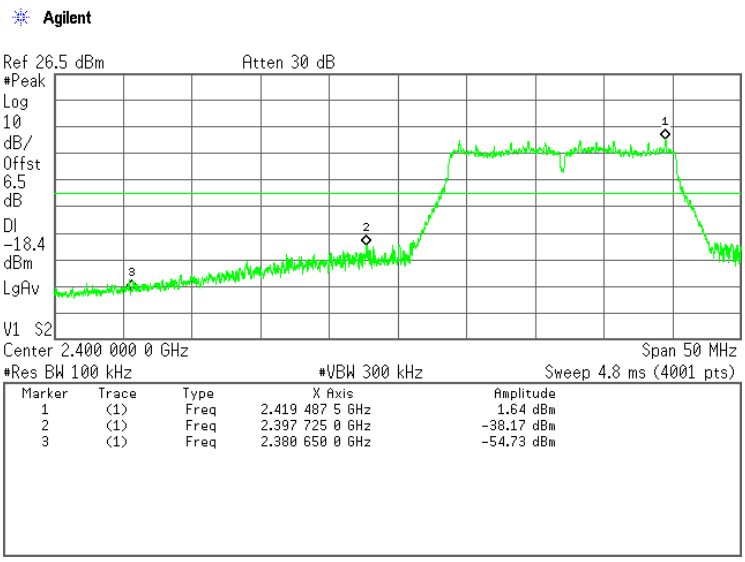

CH1 - Plot

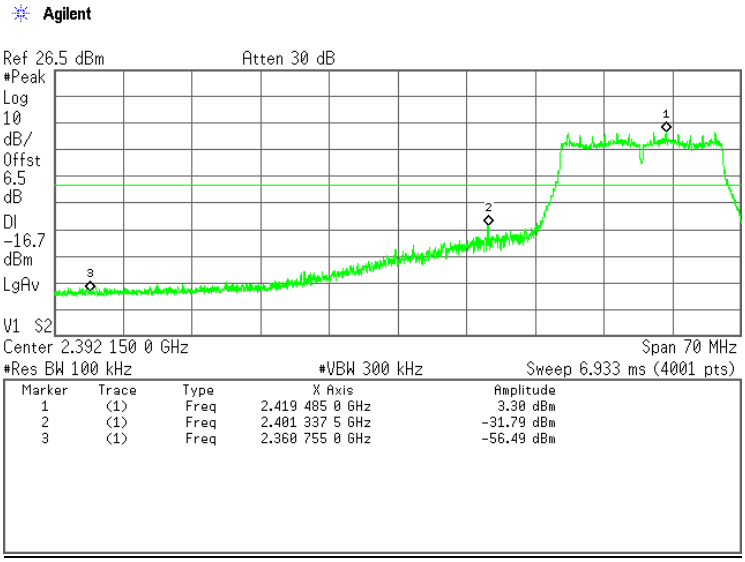

CH2 - Plot

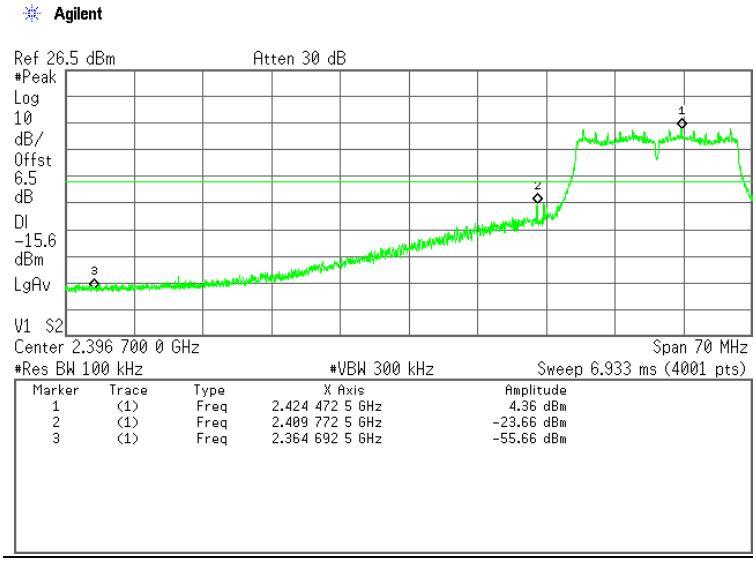

CH3 - Plot

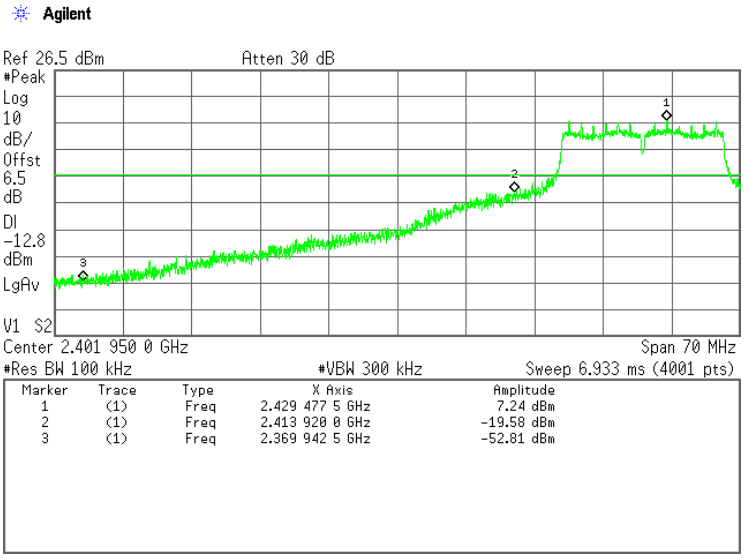

CH4 - Plot

Resideo LLC.
2 Corporate Center Dr., Melville, NY 11747 TEL: (516) 577-2000

This report shall not be reproduced except in full, without the written approval of Ademco Inc.

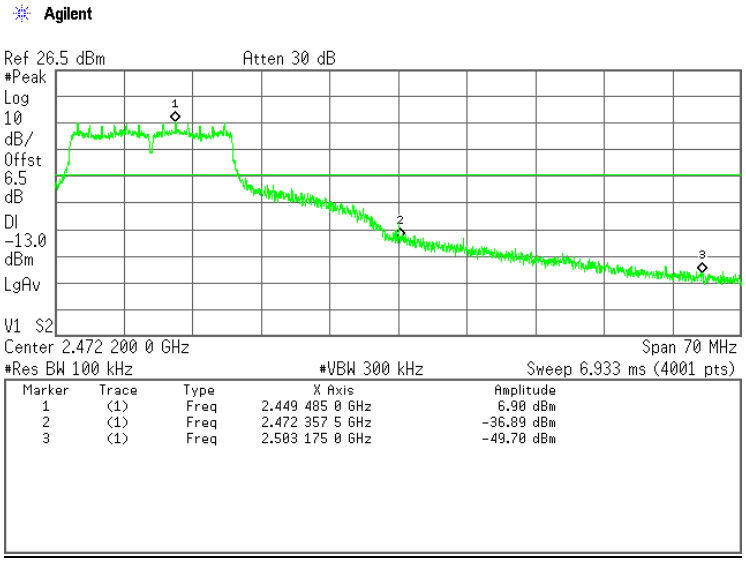

CH8 - Plot

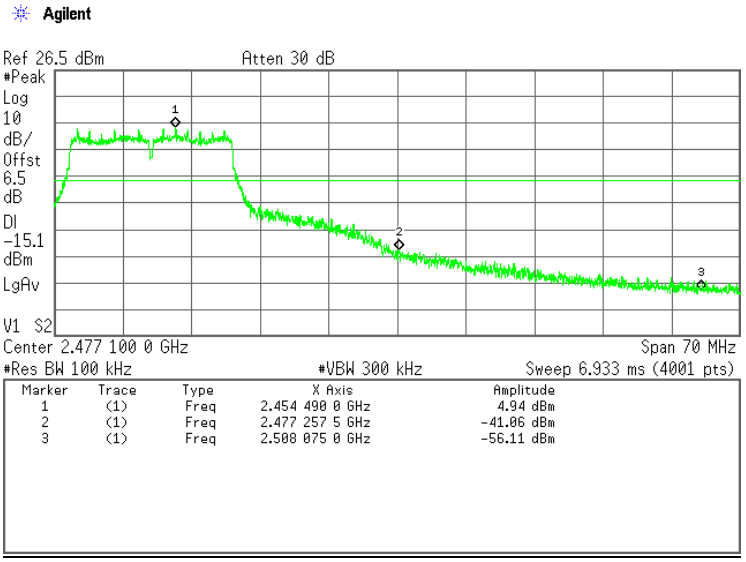

CH9 - Plot

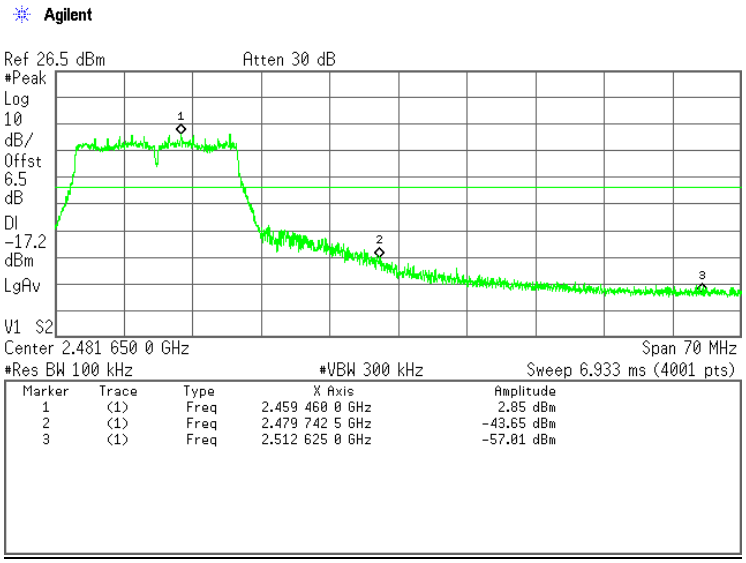

CH10 - Plot

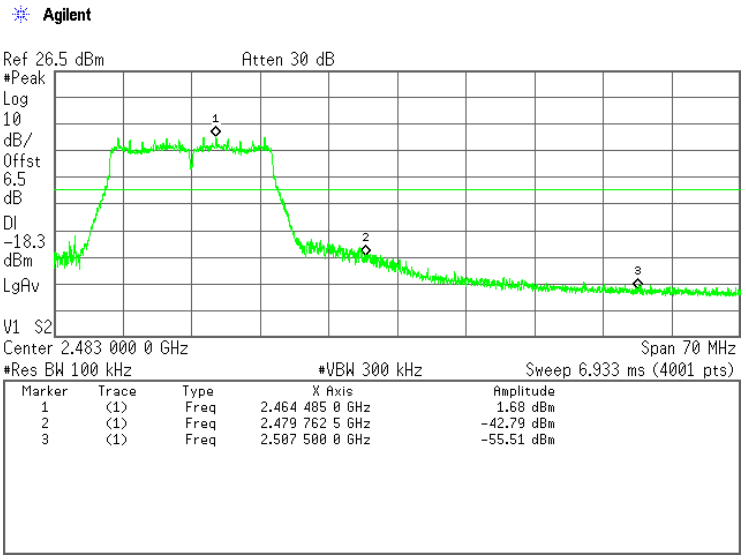

CH11 - Plot

Resideo LLC.
2 Corporate Center Dr., Melville, NY 11747 TEL: (516) 577-2000

This report shall not be reproduced except in full, without the written approval of Ademco Inc.

802.11g – 36Mbps

802.11g 36Mbps – Side Antenna

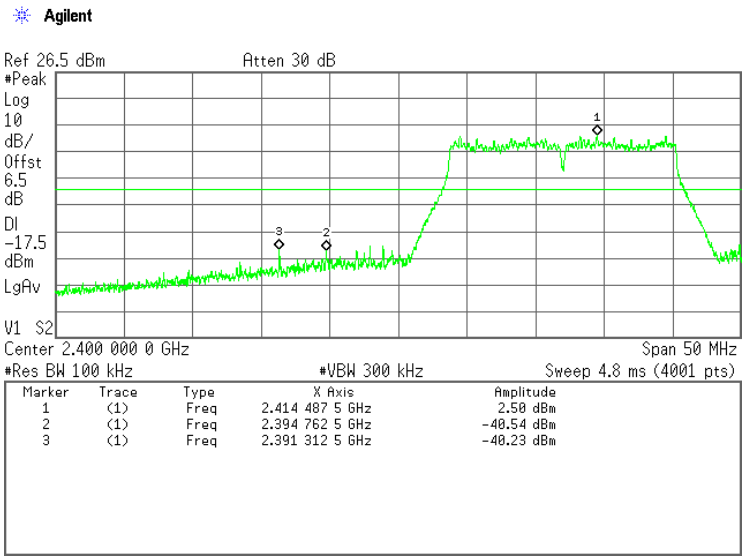

Low Channel - Plot

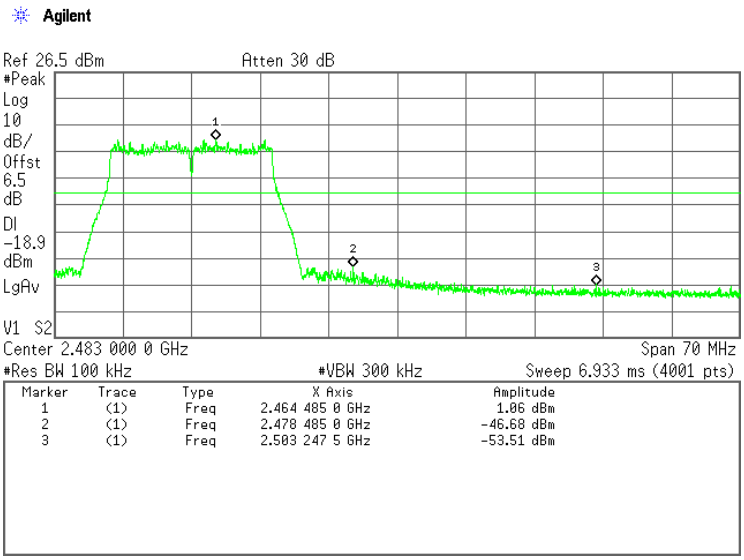

High Channel - Plot

802.11g 36Mbps – Top Antenna

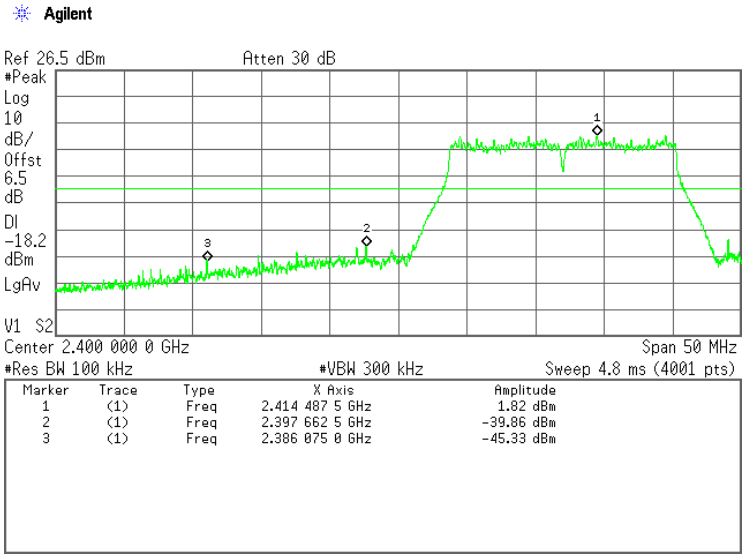

Low Channel - Plot

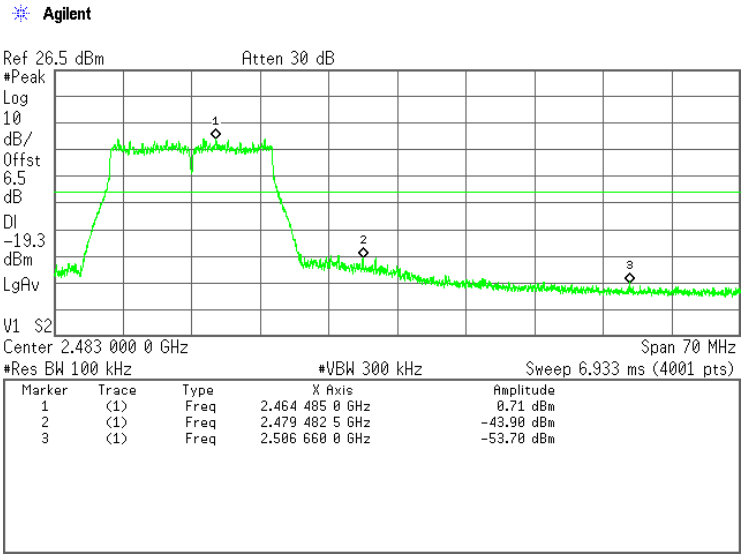

High Channel - Plot

Resideo LLC.
2 Corporate Center Dr., Melville, NY 11747 TEL: (516) 577-2000

This report shall not be reproduced except in full, without the written approval of Ademco Inc.

802.11g – 54Mbps

802.11g 54Mbps – Side Antenna

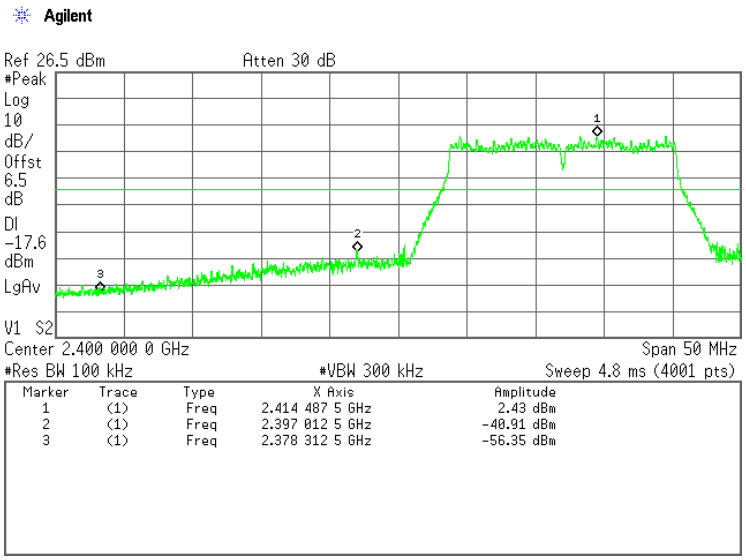

Low Channel – Plot

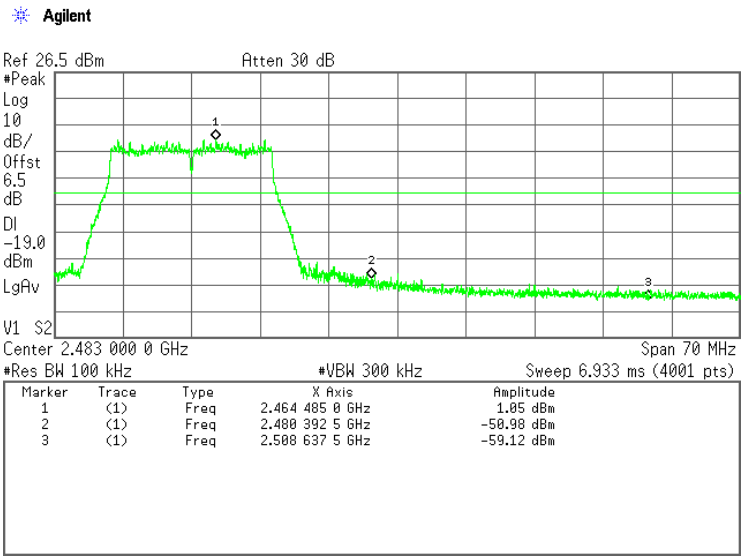

High Channel - Plot

802.11g 54Mbps – Top Antenna

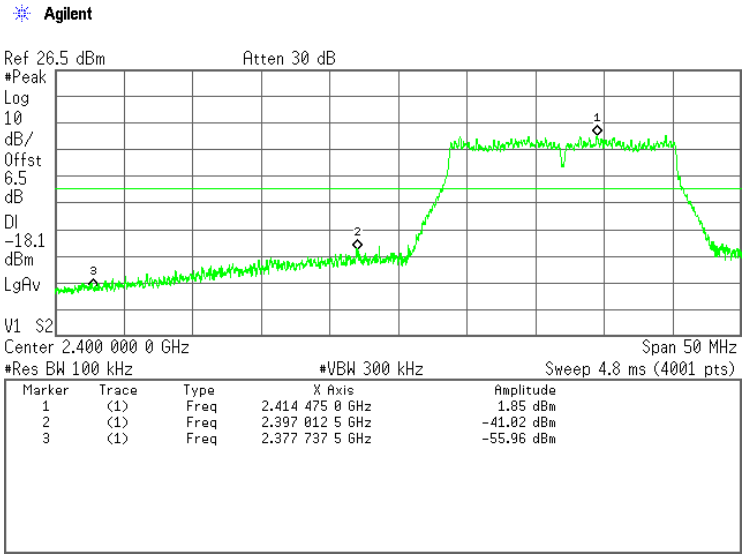

Low Channel – Plot

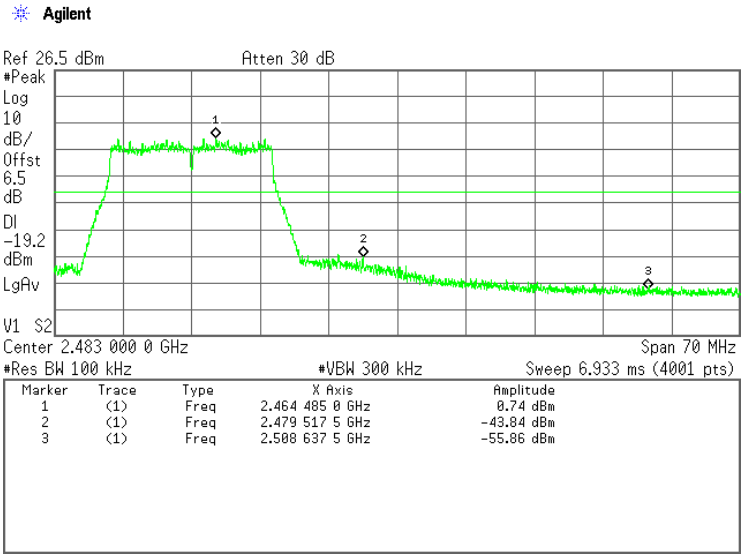

High Channel - Plot

Resideo LLC.
2 Corporate Center Dr., Melville, NY 11747 TEL: (516) 577-2000

This report shall not be reproduced except in full, without the written approval of Ademco Inc.

802.11n HT20 – msc0

802.11n HT20 mcs0 – Side Antenna

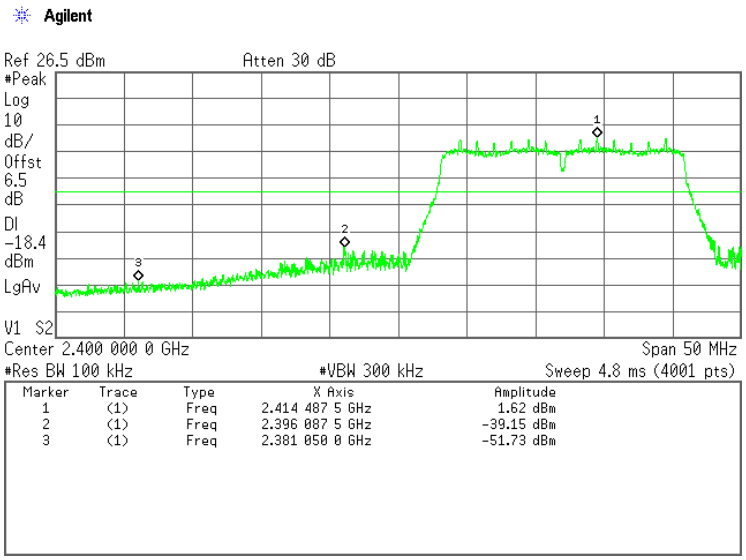

Low Channel – Plot

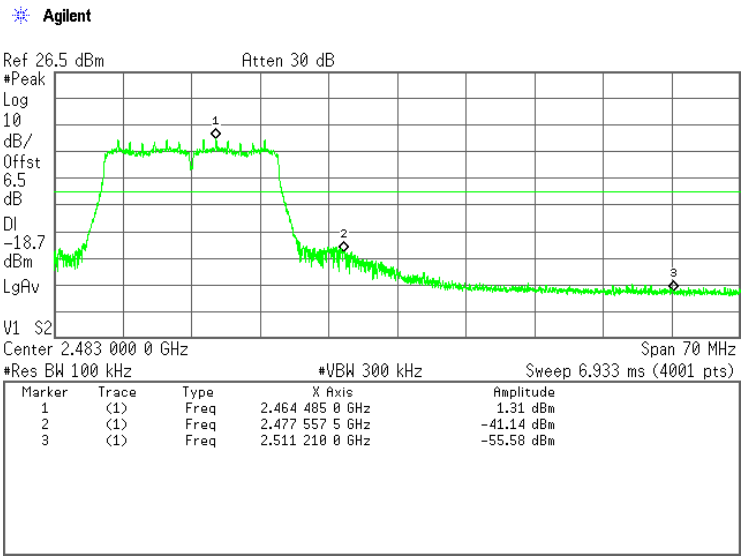

High Channel - Plot

802.11n HT20 mcs0 – Top Antenna

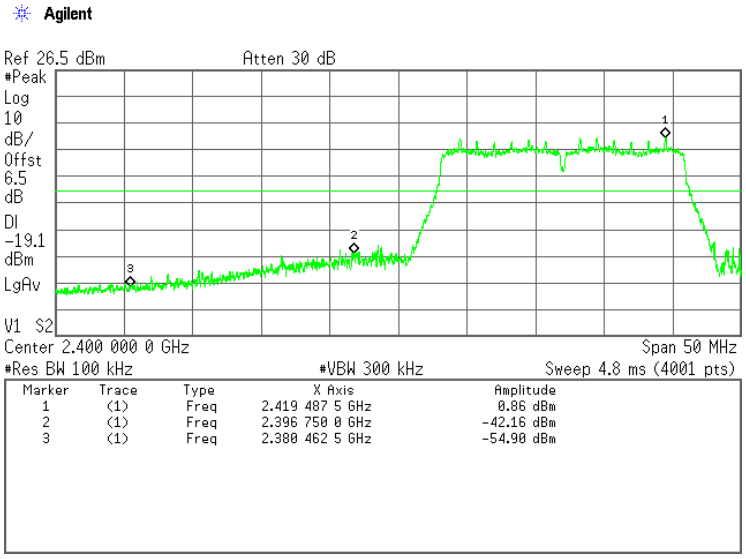

Low Channel – Plot

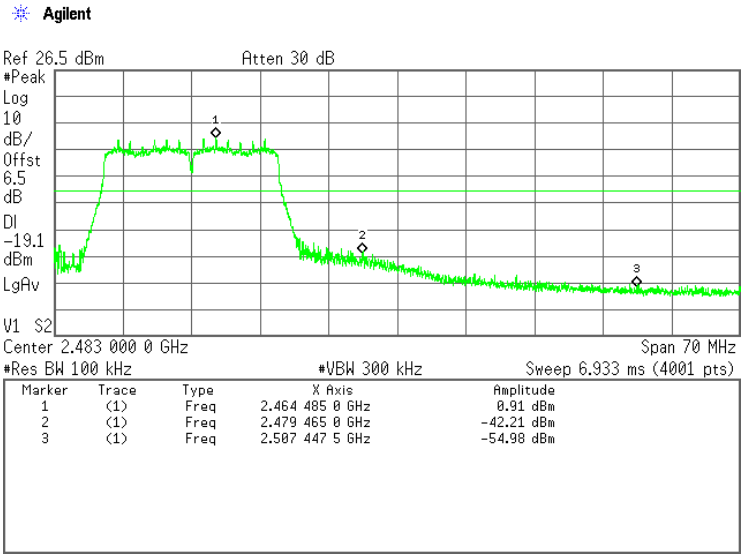

High Channel - Plot

Resideo LLC.
2 Corporate Center Dr., Melville, NY 11747 TEL: (516) 577-2000

This report shall not be reproduced except in full, without the written approval of Ademco Inc.

802.11n HT20 – msc7

802.11n HT20 mcs7 – Side Antenna

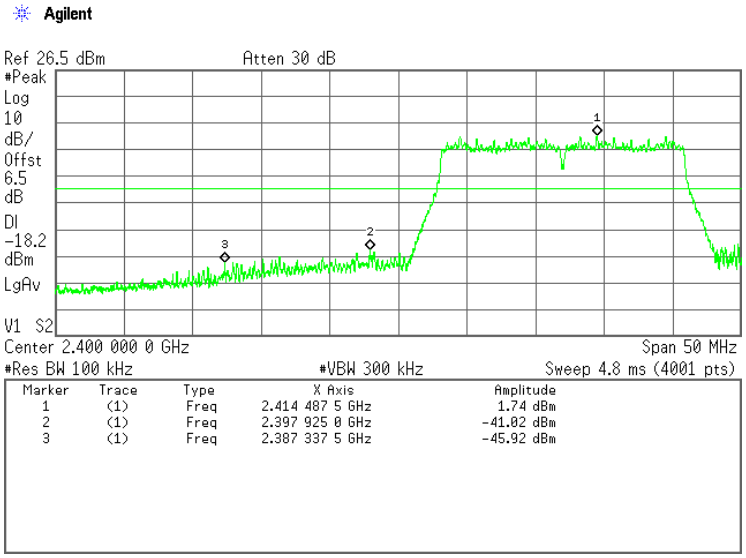

Low Channel - Plot

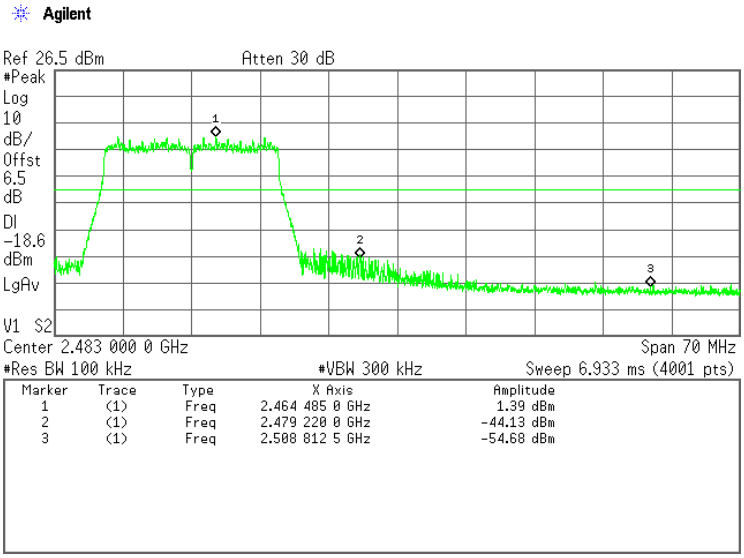

High Channel - Plot

802.11n HT20 mcs7 – Top Antenna

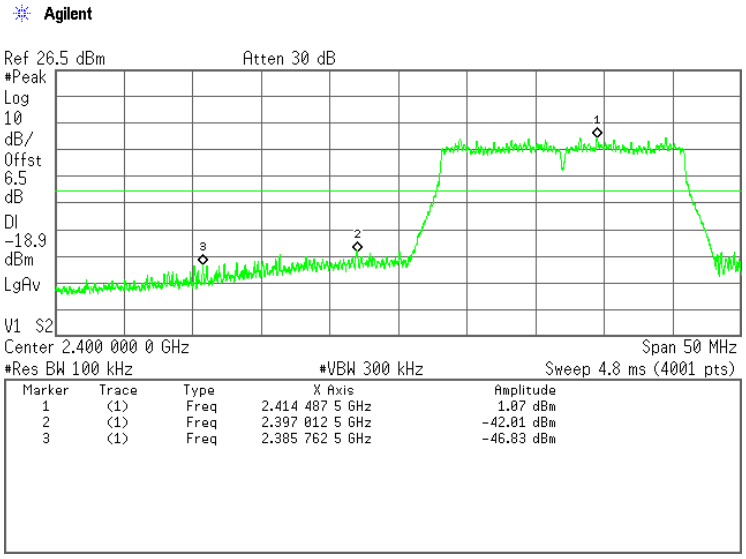

Low Channel - Plot

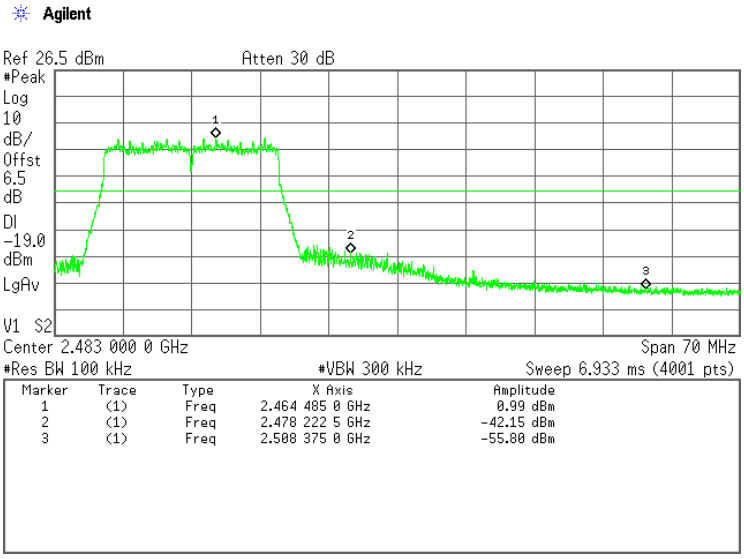

High Channel - Plot

Resideo LLC.
2 Corporate Center Dr., Melville, NY 11747 TEL: (516) 577-2000

This report shall not be reproduced except in full, without the written approval of Ademco Inc.

802.11n HT40 – msc0

802.11n HT40 mcs0 – Side Antenna

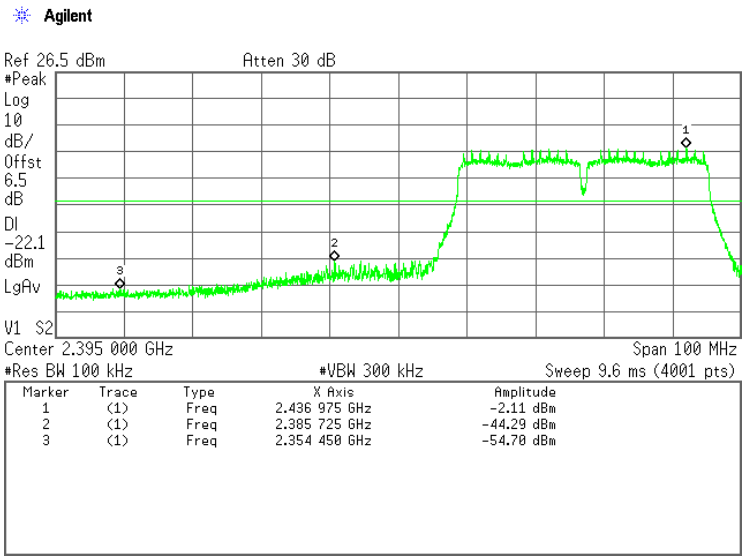

Low Channel - Plot

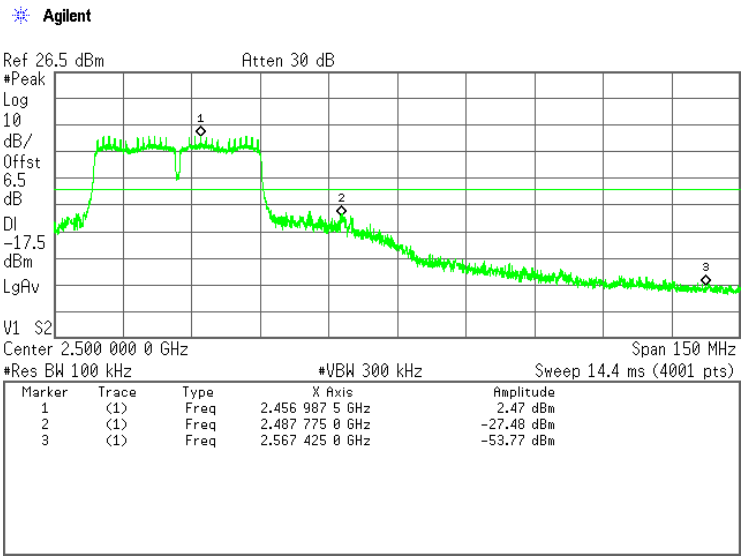

High Channel - Plot

802.11n HT40 mcs0 – Top Antenna

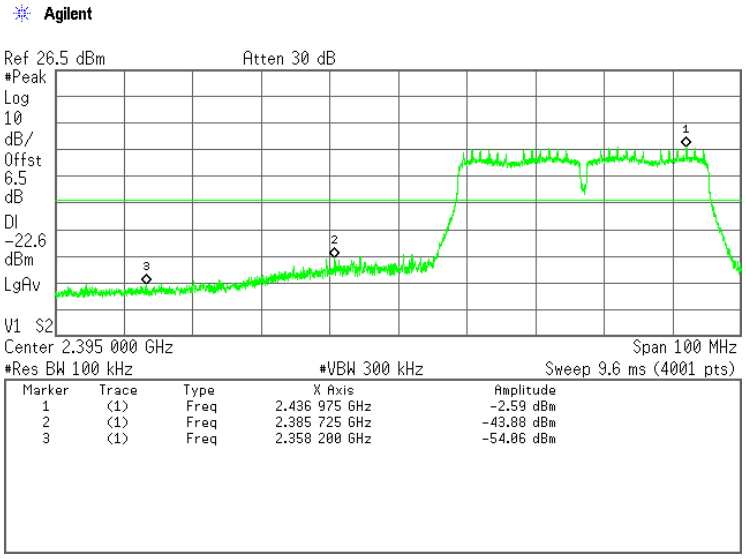

Low Channel - Plot

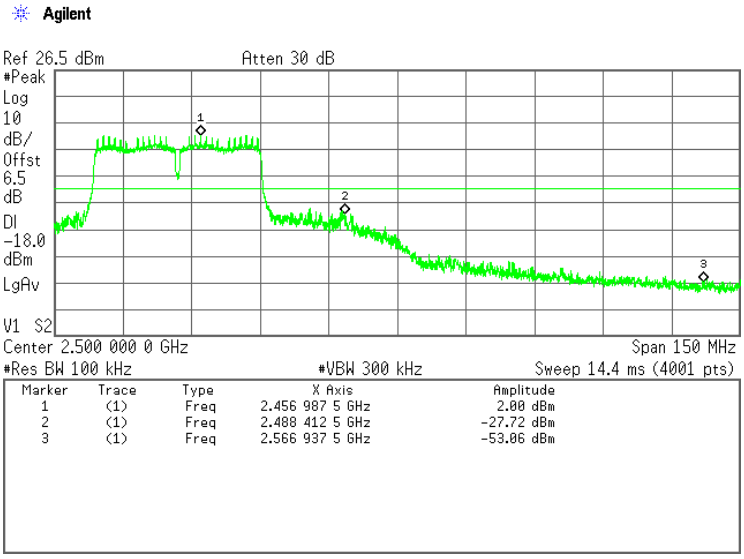

High Channel - Plot

Resideo LLC.
2 Corporate Center Dr., Melville, NY 11747 TEL: (516) 577-2000

This report shall not be reproduced except in full, without the written approval of Ademco Inc.

802.11n HT40 – msc7

802.11n HT40 mcs7 – Side Antenna

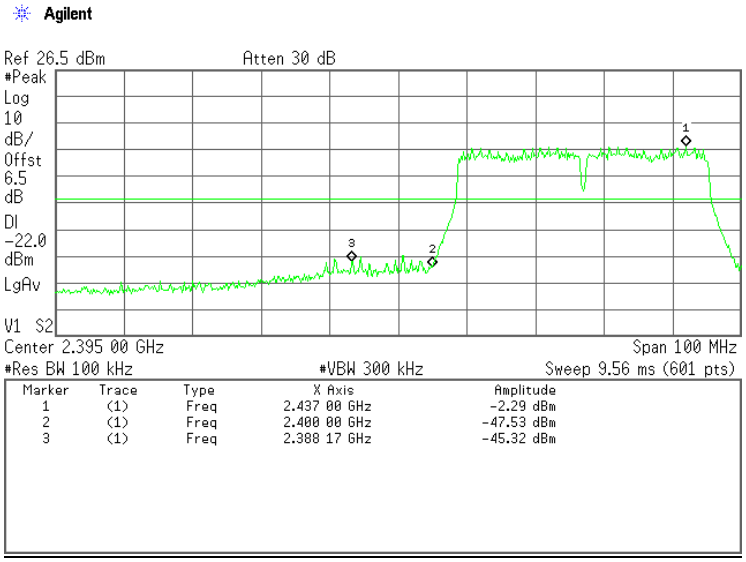

Low Channel - Plot

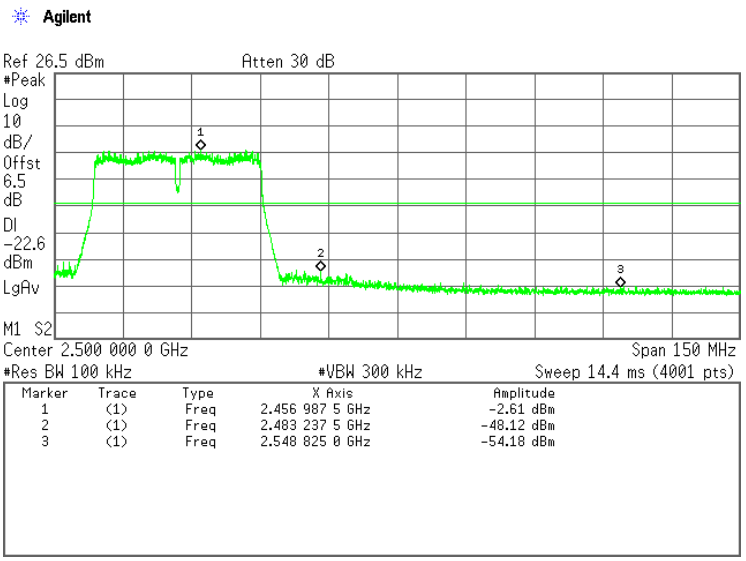

High Channel - Plot

802.11n HT40 mcs7 – Top Antenna

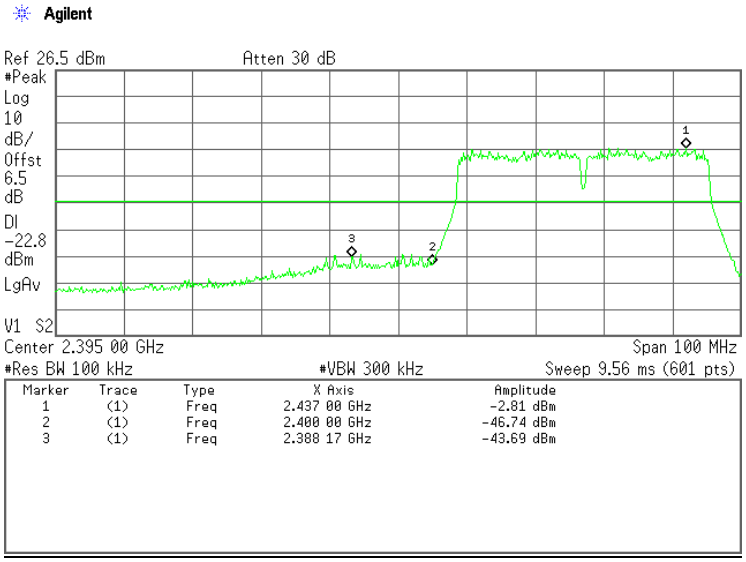

Low Channel - Plot

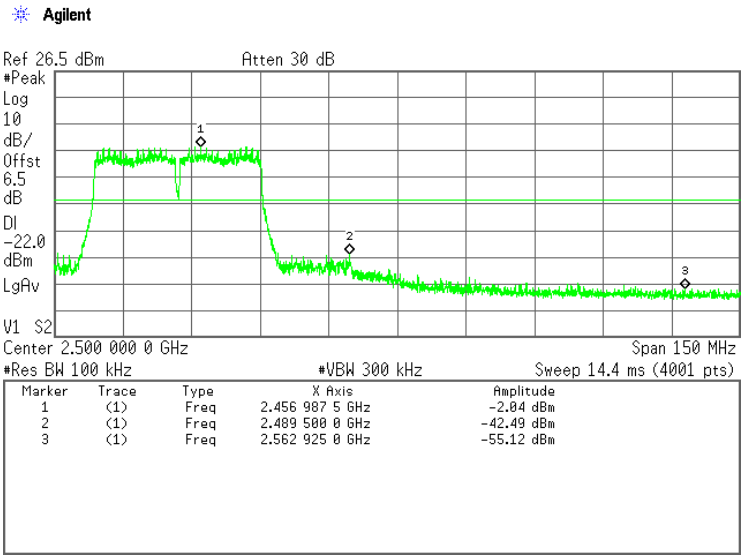

High Channel - Plot

Resideo LLC.
2 Corporate Center Dr., Melville, NY 11747 TEL: (516) 577-2000

This report shall not be reproduced except in full, without the written approval of Ademco Inc.

Setup Photos

Antenna Port Tests


Note: Above photo is representative of both all tested antenna ports. Only the BLE antenna ports were tested for purposes of this report.

Resideo LLC.
2 Corporate Center Dr., Melville, NY 11747 TEL: (516) 577-2000

This report shall not be reproduced except in full, without the written approval of Ademco Inc.

END OF REPORT

Resideo LLC.
2 Corporate Center Dr., Melville, NY 11747 **TEL: (516) 577-2000**

This report shall not be reproduced except in full, without the written approval of Ademco Inc.