Orthogonal Axis:	X
Test Mode:	UNII-3/TX AC20 Mode 5745MHz

Horizontal

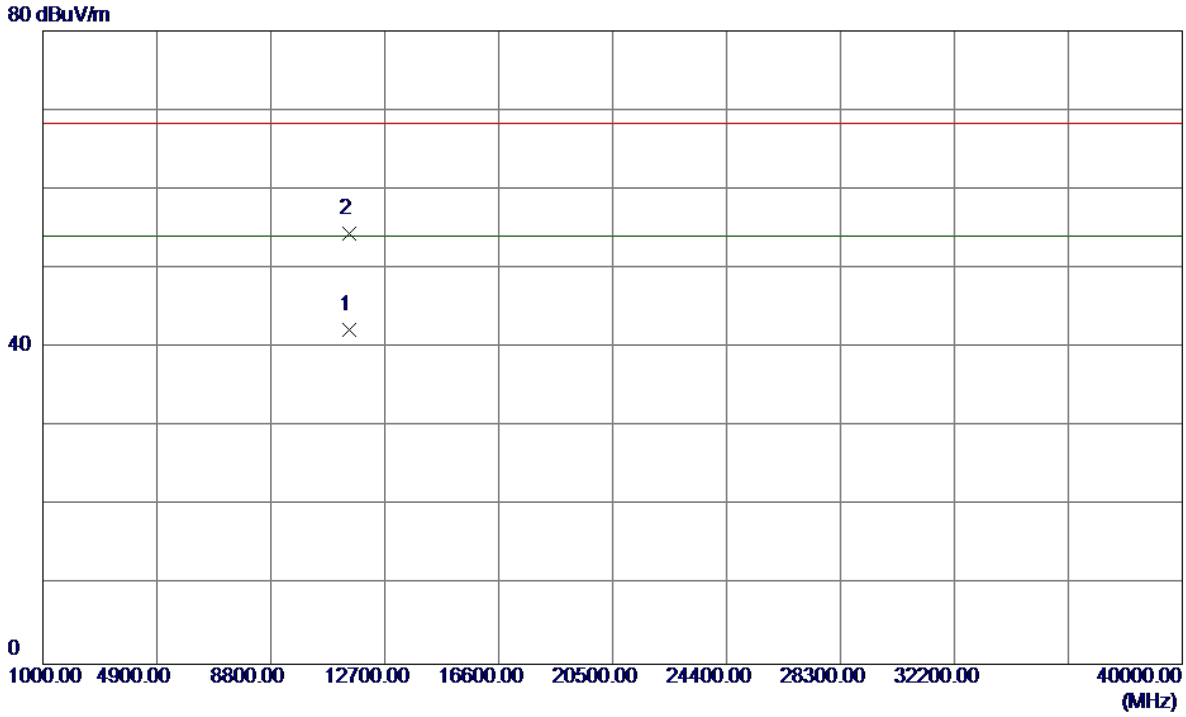

No.	Freq.	Reading Level	Correct Factor	Measure ment	Limit	Over		
	MHz	dBuV/m	dB	dBuV/m	dBuV/m	dB	Detector	Comment
1	11489.9200	29.32	12.91	42.23	54.00	-11.77	AVG	
2	11489.9600	41.47	12.91	54.38	68.30	-13.92	Peak	

Orthogonal Axis:	X
Test Mode:	UNII-3/TX AC20 Mode 5785MHz

Vertical

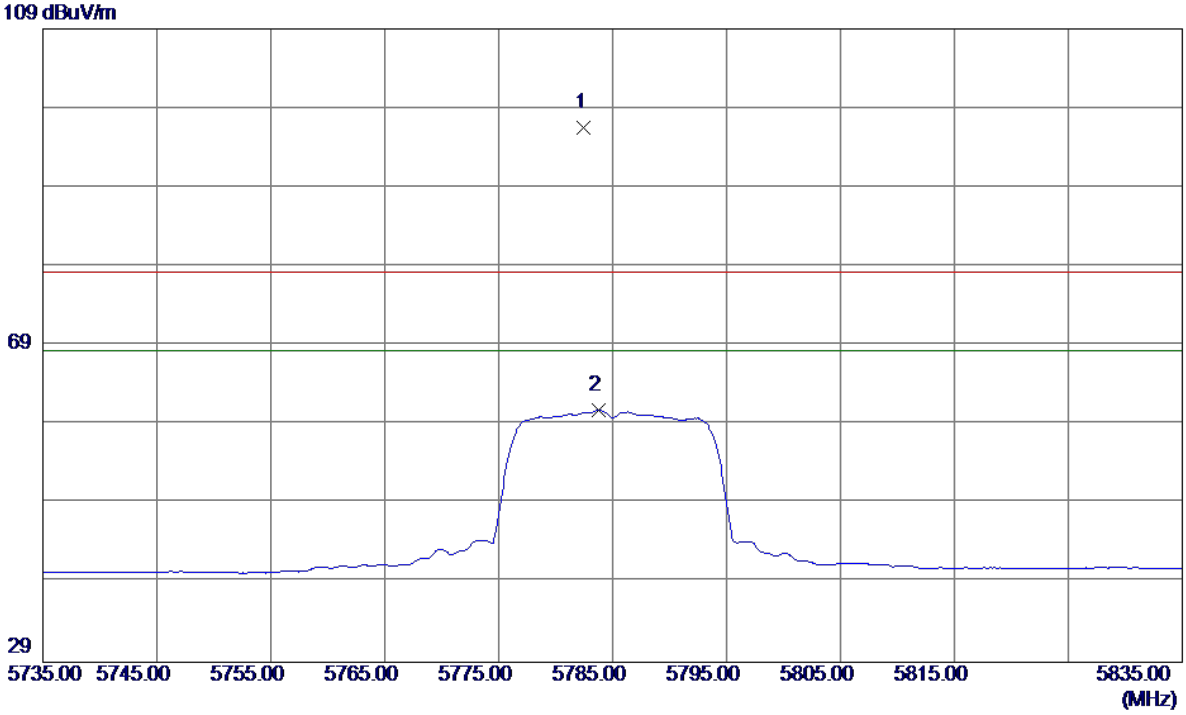

No.	Freq.	Reading Level	Correct Factor	Measure ment	Limit	Over		
	MHz	dBuV/m	dB	dBuV/m	dBuV/m	dB	Detector	Comment
1	5782.5000	55.23	41.34	96.57	78.30	18.27	Peak	No Limit
2	5783.8000	19.49	41.34	60.83	68.30	-7.47	AVG	No Limit

Orthogonal Axis:	X
Test Mode:	UNII-3/TX AC20 Mode 5785MHz

Vertical

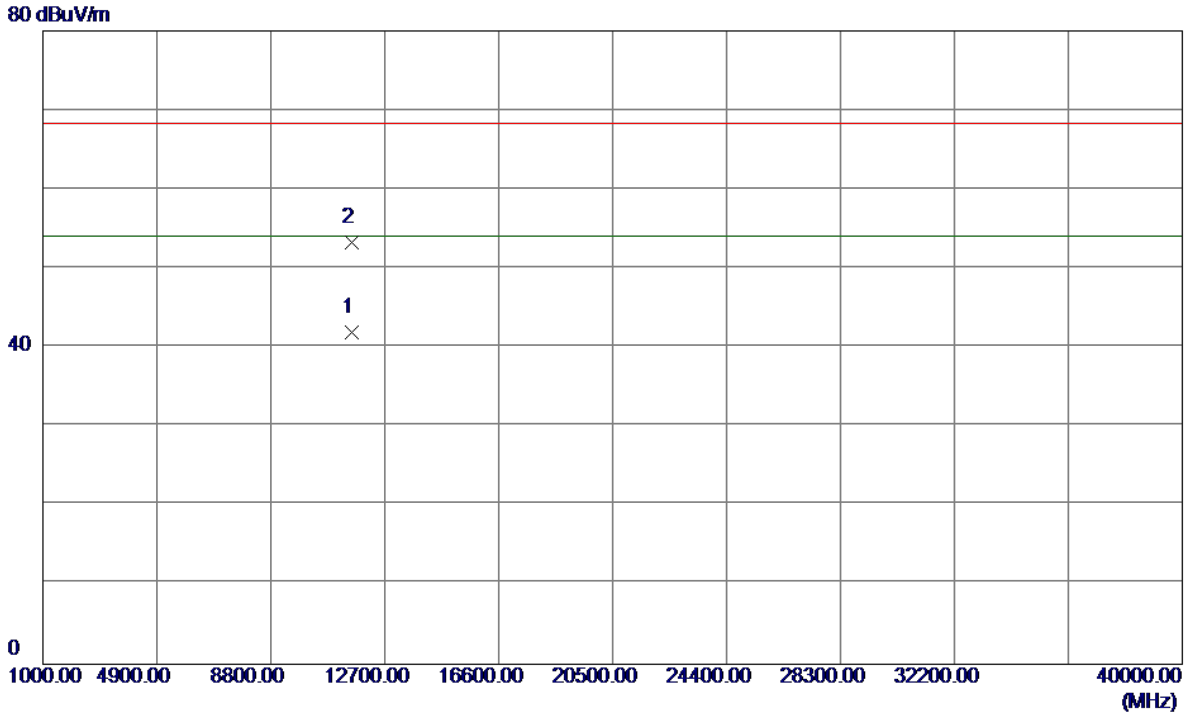

No.	Freq.	Reading Level	Correct Factor	Measure ment	Limit	Over		
	MHz	dBuV/m	dB	dBuV/m	dBuV/m	dB	Detector	Comment
1	11570.0199	29.04	12.89	41.93	54.00	-12.07	AVG	
2	11570.1000	40.43	12.89	53.32	68.30	-14.98	Peak	

Orthogonal Axis:	X
Test Mode:	UNII-3/TX AC20 Mode 5785MHz

Horizontal

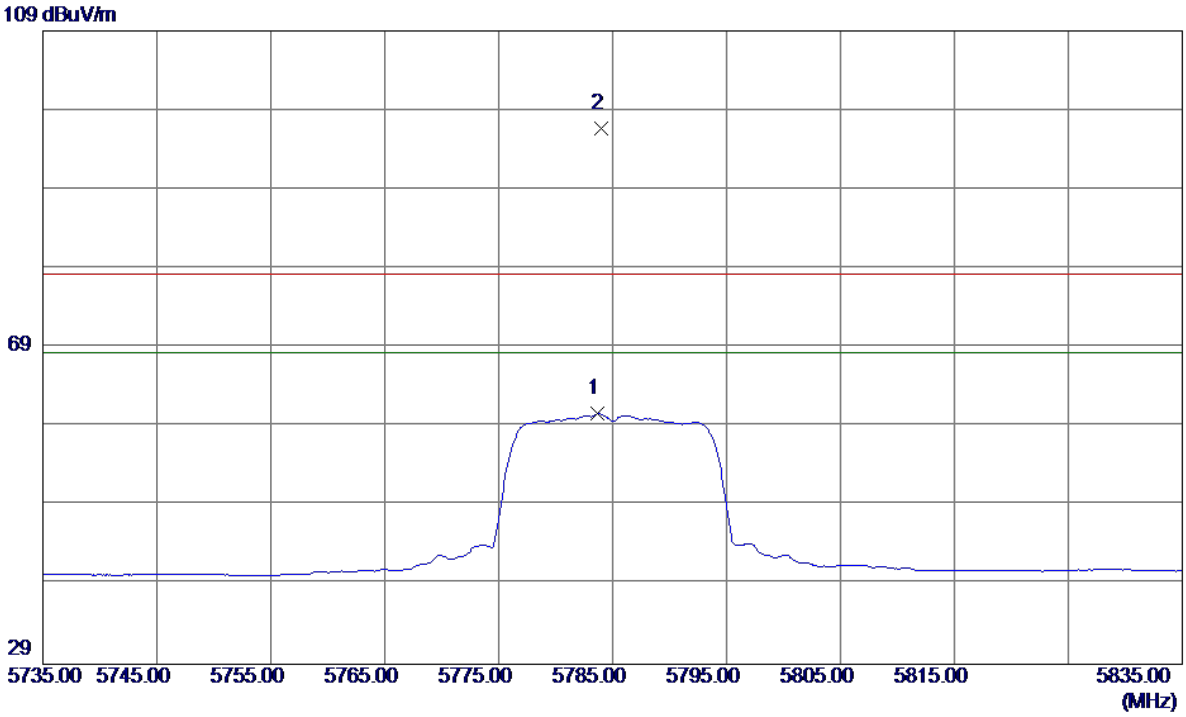

No.	Freq.	Reading Level	Correct Factor	Measure ment	Limit	Over		
	MHz	dBuV/m	dB	dBuV/m	dBuV/m	dB	Detector	Comment
1	5783.7000	19.29	41.34	60.63	68.30	-7.67	AVG	No Limit
2	5784.0000	55.36	41.34	96.70	78.30	18.40	Peak	No Limit

Orthogonal Axis:	X
Test Mode:	UNII-3/TX AC20 Mode 5785MHz

Horizontal

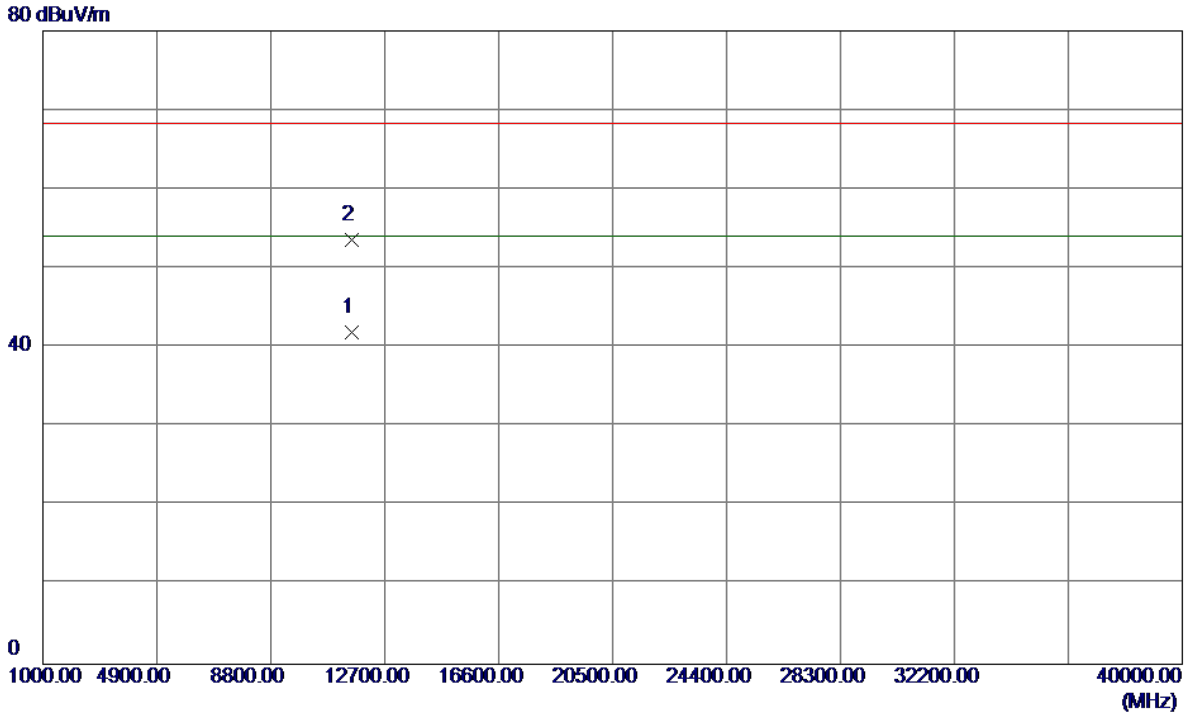

No.	Freq.	Reading Level	Correct Factor	Measure ment	Limit	Over		
	MHz	dBuV/m	dB	dBuV/m	dBuV/m	dB	Detector	Comment
1	11569.9700	29.02	12.89	41.91	54.00	-12.09	AVG	
2	11570.1500	40.67	12.89	53.56	68.30	-14.74	Peak	

Orthogonal Axis:	X
Test Mode:	UNII-3/TX AC20 Mode 5825MHz

Vertical

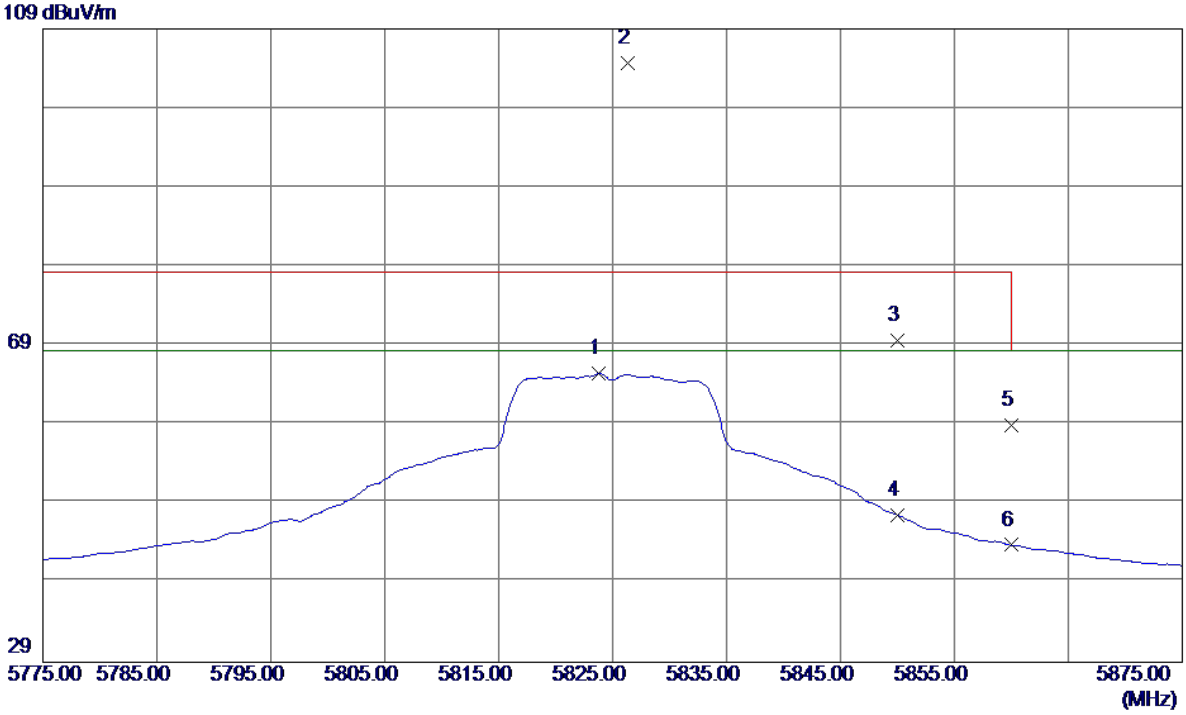

No.	Freq.	Reading Level	Correct Factor	Measure ment	Limit	Over		
	MHz	dBuV/m	dB	dBuV/m	dBuV/m	dB	Detector	Comment
1	5823.8000	23.91	41.51	65.42	68.30	-2.88	AVG	No Limit
2	5826.3000	63.14	41.52	104.66	78.30	26.36	Peak	No Limit
3	5850.0000	28.02	41.62	69.64	78.30	-8.66	Peak	
4	5850.0000	5.99	41.62	47.61	68.30	-20.69	AVG	
5	5860.0000	17.25	41.66	58.91	78.30	-19.39	Peak	
6	5860.0000	2.14	41.66	43.80	68.30	-24.50	AVG	

Orthogonal Axis:	X
Test Mode:	UNII-3/TX AC20 Mode 5825MHz

Vertical

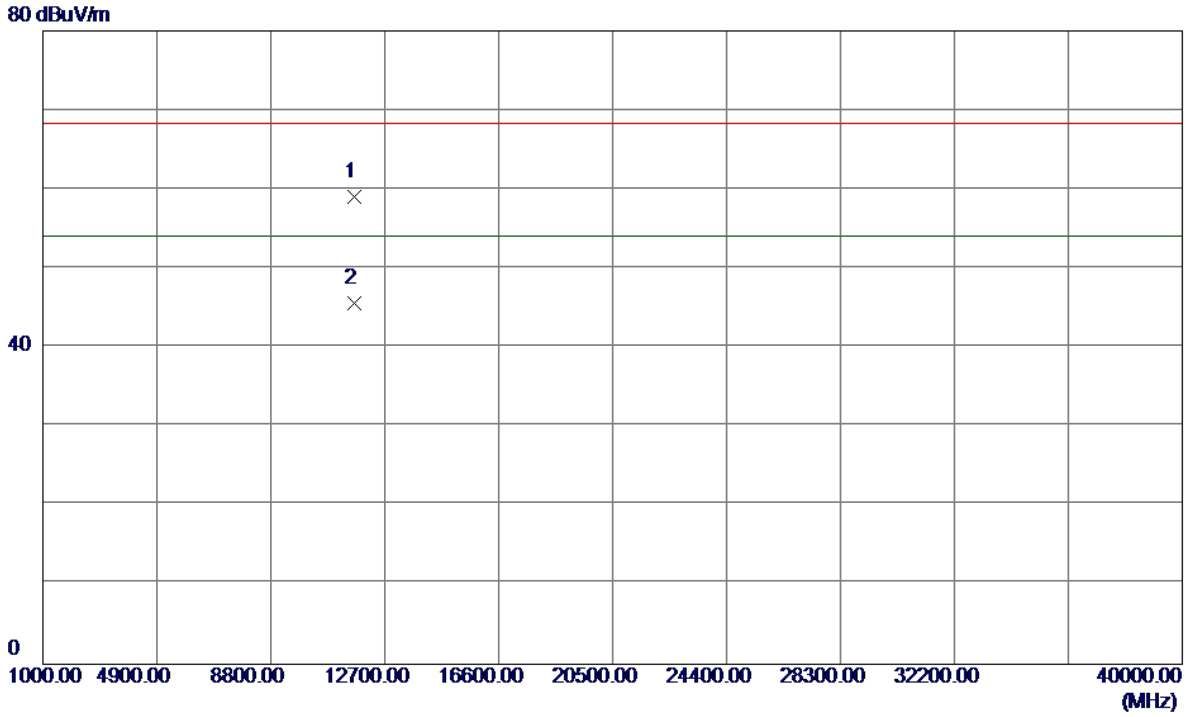

No.	Freq.	Reading Level	Correct Factor	Measure ment	Limit	Over		
	MHz	dBuV/m	dB	dBuV/m	dBuV/m	dB	Detector	Comment
1	11649.9300	46.13	12.84	58.97	68.30	-9.33	Peak	
2	11649.9300	32.75	12.84	45.59	54.00	-8.41	AVG	

Orthogonal Axis:	X
Test Mode:	UNII-3/TX AC20 Mode 5825MHz

Horizontal

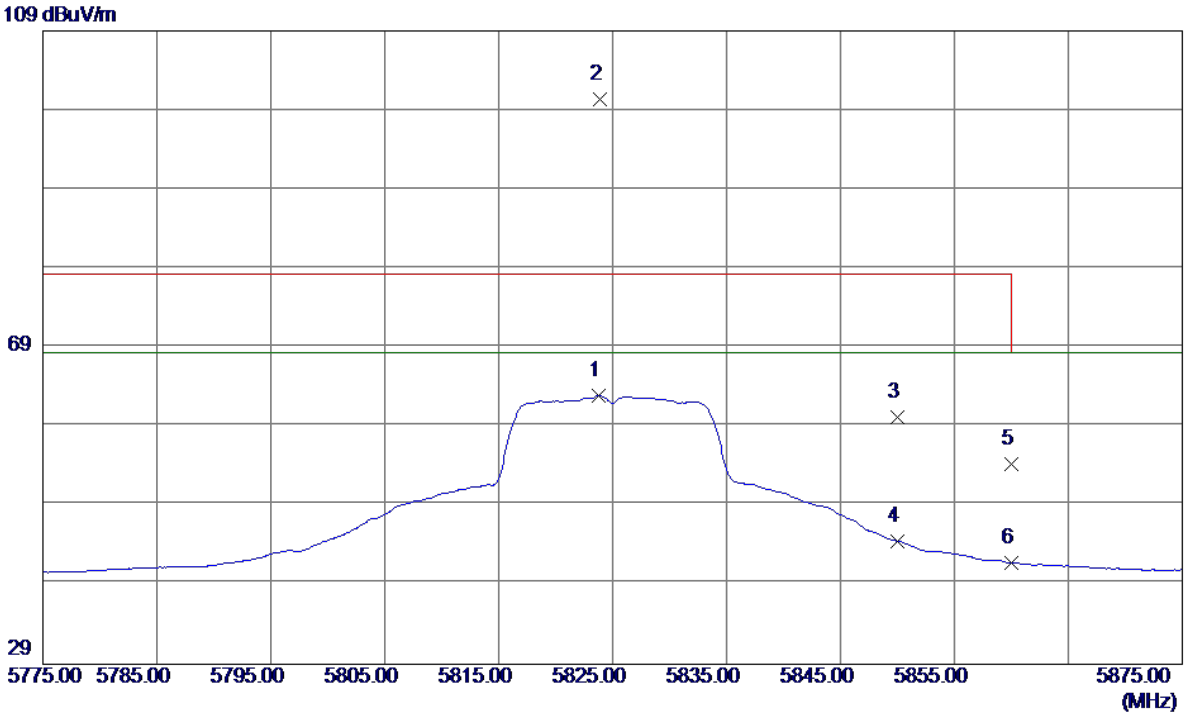

No.	Freq.	Reading Level	Correct Factor	Measure ment	Limit	Over		
	MHz	dBuV/m	dB	dBuV/m	dBuV/m	dB	Detector	Comment
1	5823.8000	21.38	41.51	62.89	68.30	-5.41	AVG	No Limit
2	5823.9000	58.85	41.51	100.36	78.30	22.06	Peak	No Limit
3	5850.0000	18.51	41.62	60.13	78.30	-18.17	Peak	
4	5850.0000	2.92	41.62	44.54	68.30	-23.76	AVG	
5	5860.0000	12.61	41.66	54.27	78.30	-24.03	Peak	
6	5860.0000	0.18	41.66	41.84	68.30	-26.46	AVG	

Orthogonal Axis:	X
Test Mode:	UNII-3/TX AC20 Mode 5825MHz

Horizontal

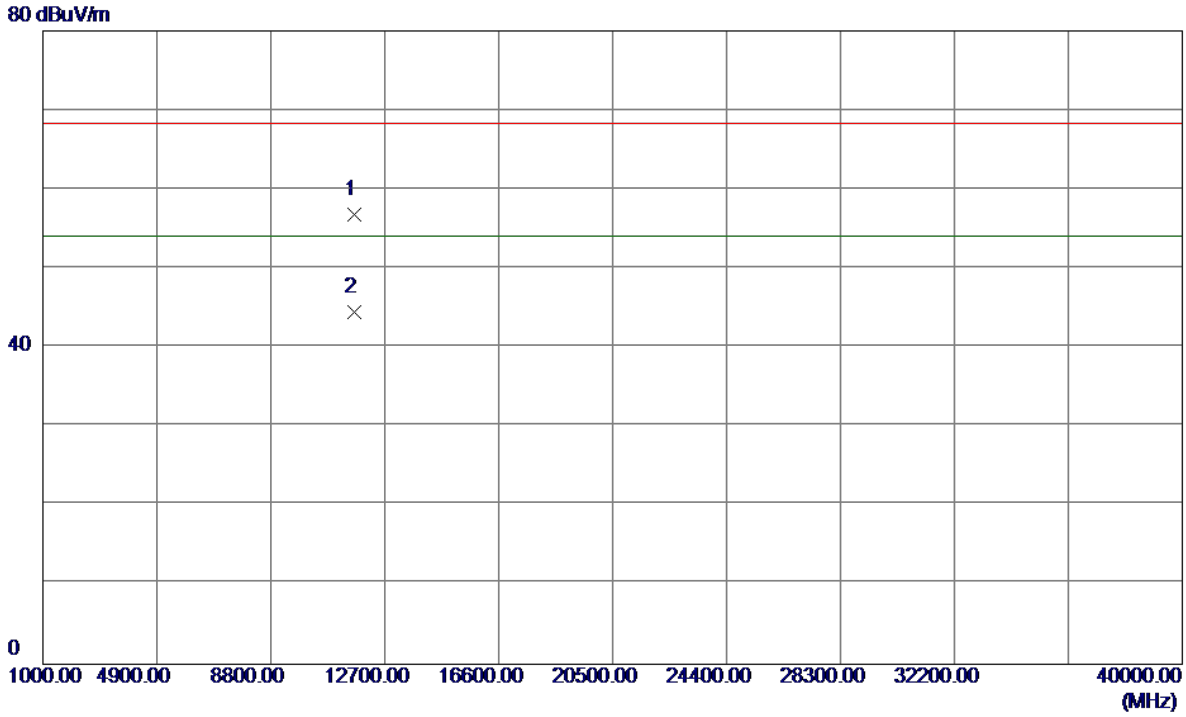

No.	Freq.	Reading Level	Correct Factor	Measure ment	Limit	Over		
	MHz	dBuV/m	dB	dBuV/m	dBuV/m	dB	Detector	Comment
1	11649.9400	43.91	12.84	56.75	68.30	-11.55	Peak	
2	11649.9400	31.71	12.84	44.55	54.00	-9.45	AVG	

Orthogonal Axis:	X
Test Mode:	UNII-3/TX AC40 Mode 5755MHz

Vertical

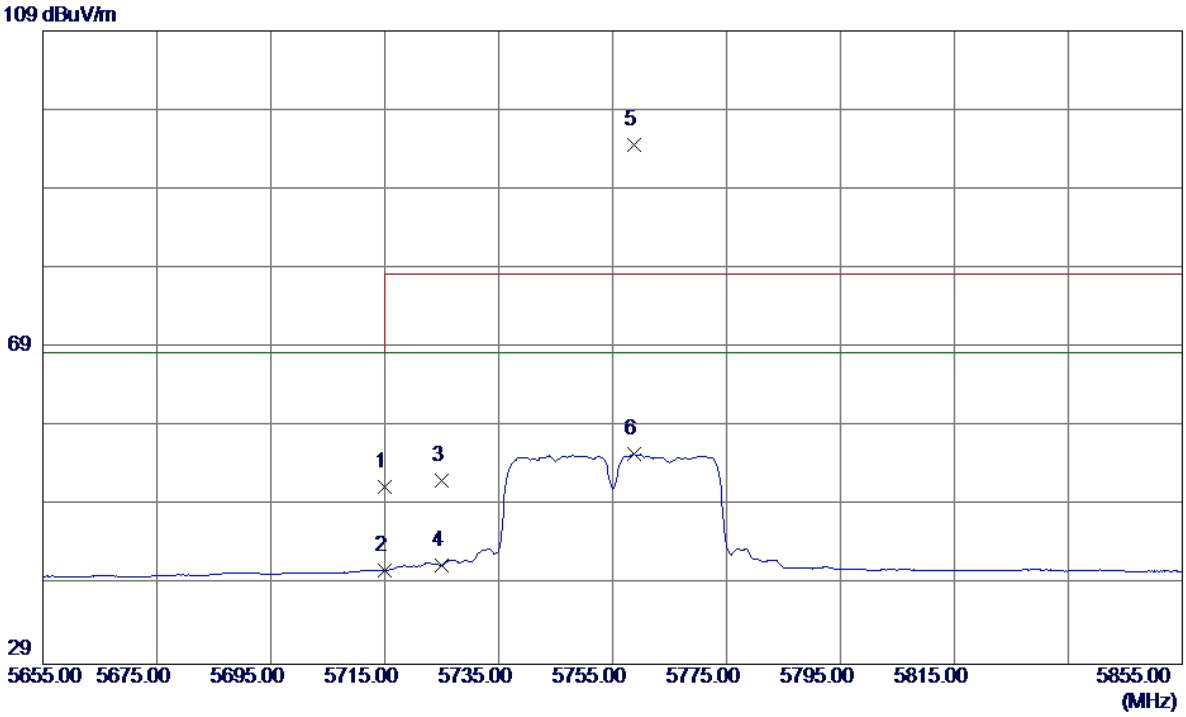

No.	Freq.	Reading Level	Correct Factor	Measure ment	Limit	Over		
	MHz	dBuV/m	dB	dBuV/m	dBuV/m	dB	Detector	Comment
1	5715.0000	10.30	41.05	51.35	68.30	-16.95	Peak	
2	5715.0000	-0.18	41.05	40.87	68.30	-27.43	AVG	
3	5725.0000	11.17	41.10	52.27	78.30	-26.03	Peak	
4	5725.0000	0.38	41.10	41.48	68.30	-26.82	AVG	
5	5758.8000	53.31	41.24	94.55	78.30	16.25	Peak	No Limit
6	5758.8000	14.27	41.24	55.51	68.30	-12.79	AVG	No Limit

Orthogonal Axis:	X
Test Mode:	UNII-3/TX AC40 Mode 5755MHz

Vertical

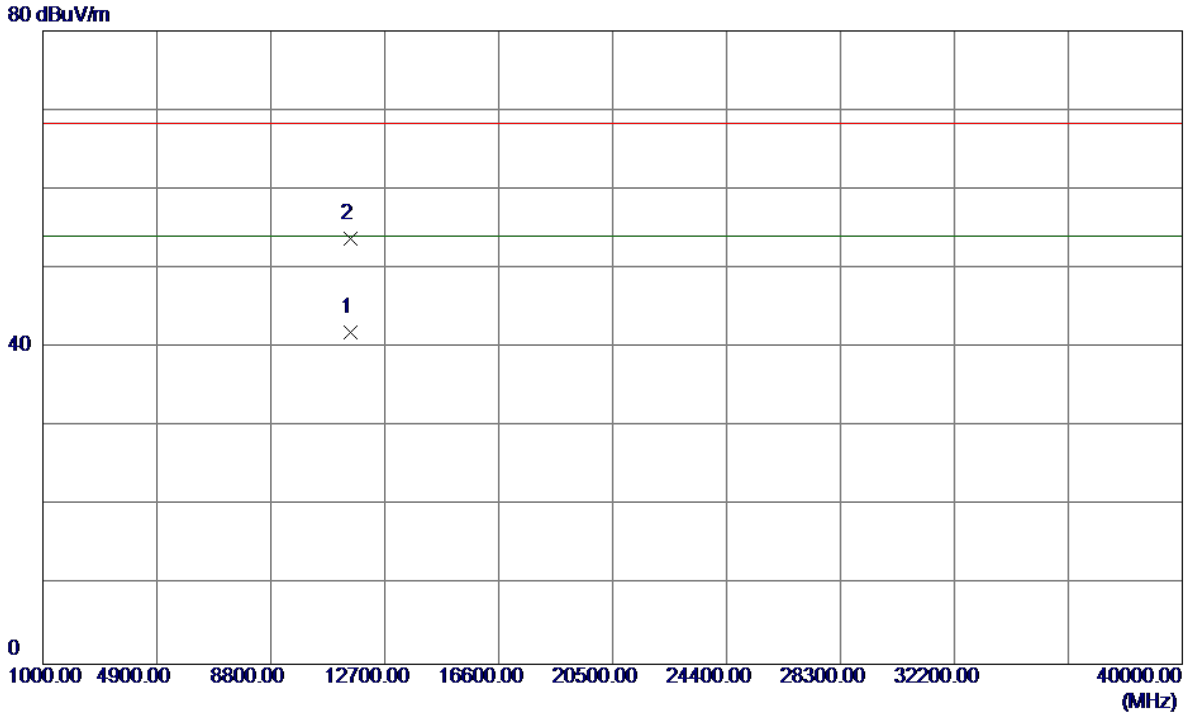

No.	Freq.	Reading Level	Correct Factor	Measure ment	Limit	Over		
	MHz	dBuV/m	dB	dBuV/m	dBuV/m	dB	Detector	Comment
1	11509.9900	29.02	12.93	41.95	54.00	-12.05	AVG	
2	11510.1700	40.90	12.93	53.83	68.30	-14.47	Peak	

Orthogonal Axis:	X
Test Mode:	UNII-3/TX AC40 Mode 5755MHz

Horizontal

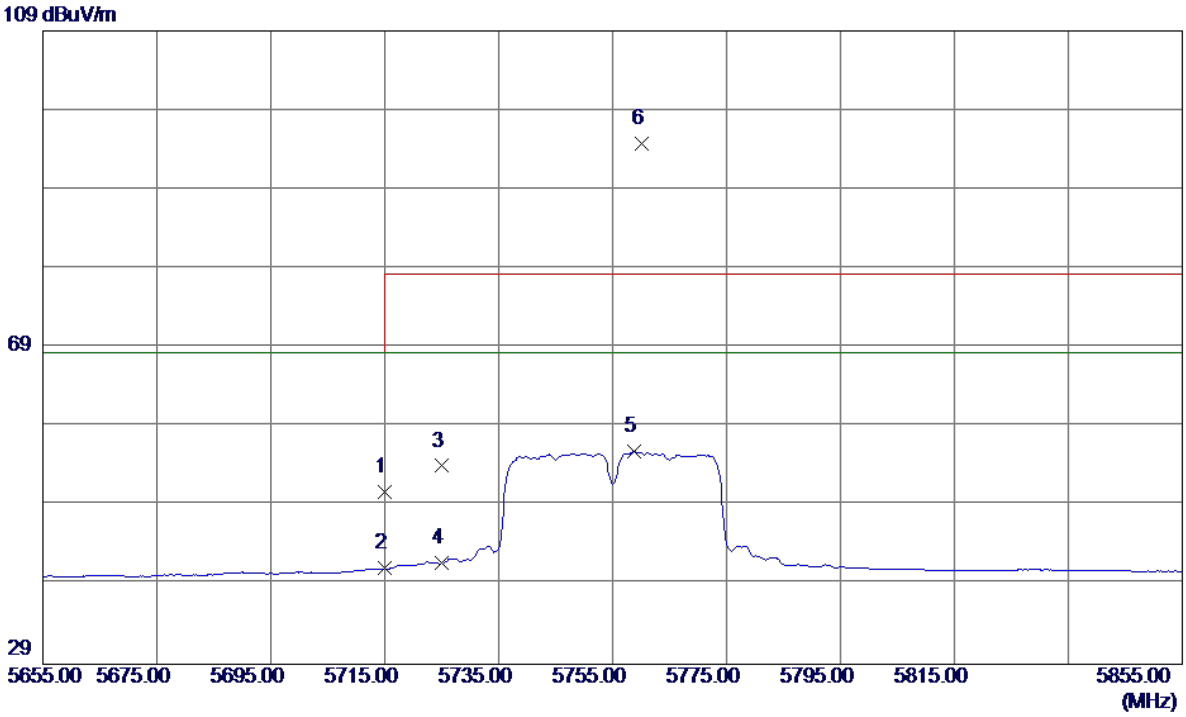

No.	Freq.	Reading Level	Correct Factor	Measure ment	Limit	Over		
	MHz	dBuV/m	dB	dBuV/m	dBuV/m	dB	Detector	Comment
1	5715.0000	9.66	41.05	50.71	68.30	-17.59	Peak	
2	5715.0000	0.04	41.05	41.09	68.30	-27.21	AVG	
3	5725.0000	12.94	41.10	54.04	78.30	-24.26	Peak	
4	5725.0000	0.63	41.10	41.73	68.30	-26.57	AVG	
5	5758.8000	14.65	41.24	55.89	68.30	-12.41	AVG	No Limit
6	5760.2000	53.54	41.24	94.78	78.30	16.48	Peak	No Limit

Orthogonal Axis:	X
Test Mode:	UNII-3/TX AC40 Mode 5755MHz

Horizontal

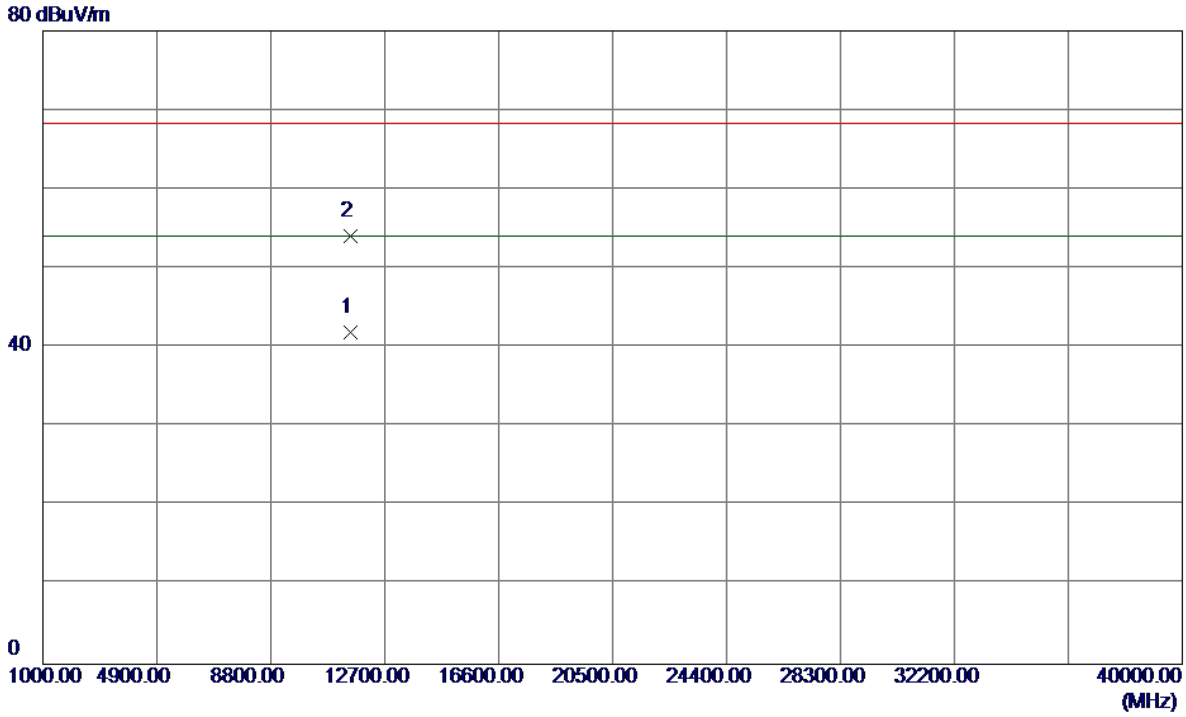

No.	Freq.	Reading Level	Correct Factor	Measure ment	Limit	Over		
	MHz	dBuV/m	dB	dBuV/m	dBuV/m	dB	Detector	Comment
1	11510.0199	29.05	12.93	41.98	54.00	-12.02	AVG	
2	11510.0700	41.14	12.93	54.07	68.30	-14.23	Peak	

Orthogonal Axis:	X
Test Mode:	UNII-3/TX AC40 Mode 5795MHz

Vertical

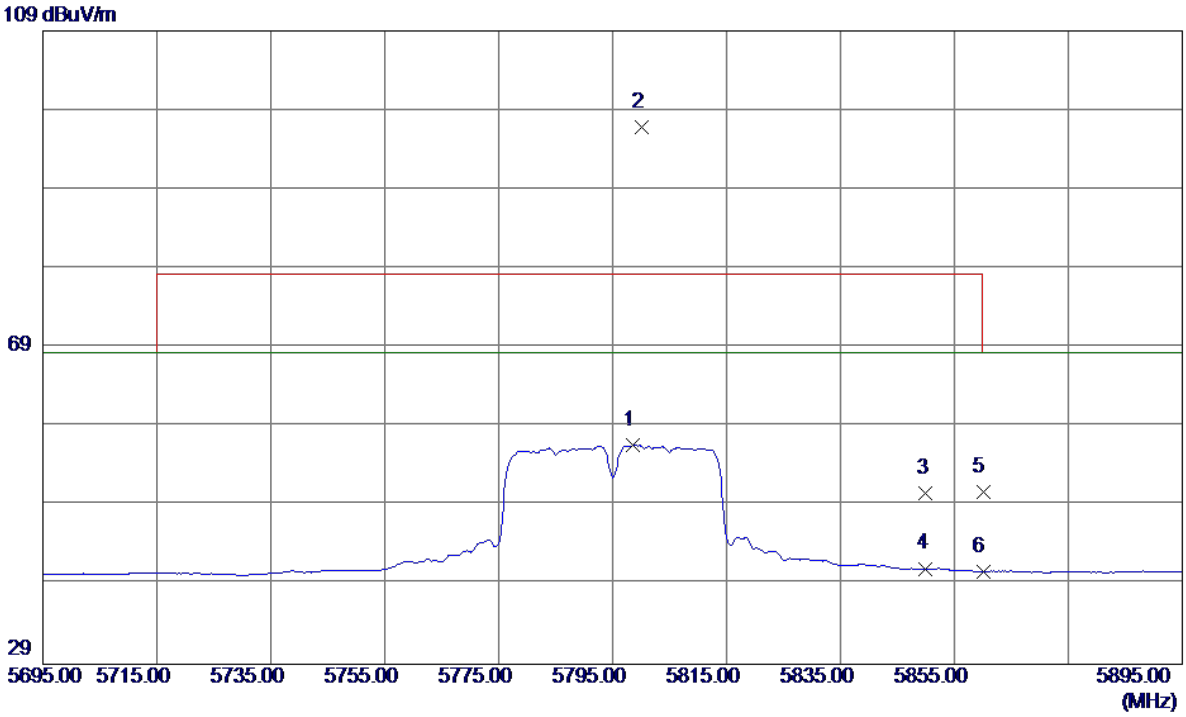

No.	Freq.	Reading Level	Correct Factor	Measure ment	Limit	Over		
	MHz	dBuV/m	dB	dBuV/m	dBuV/m	dB	Detector	Comment
1	5798.6000	15.25	41.40	56.65	68.30	-11.65	AVG	No Limit
2	5800.2000	55.41	41.41	96.82	78.30	18.52	Peak	No Limit
3	5850.0000	8.93	41.62	50.55	78.30	-27.75	Peak	
4	5850.0000	-0.54	41.62	41.08	68.30	-27.22	AVG	
5	5860.0000	9.09	41.66	50.75	78.30	-27.55	Peak	
6	5860.0000	-0.96	41.66	40.70	68.30	-27.60	AVG	

Orthogonal Axis:	X
Test Mode:	UNII-3/TX AC40 Mode 5795MHz

Vertical

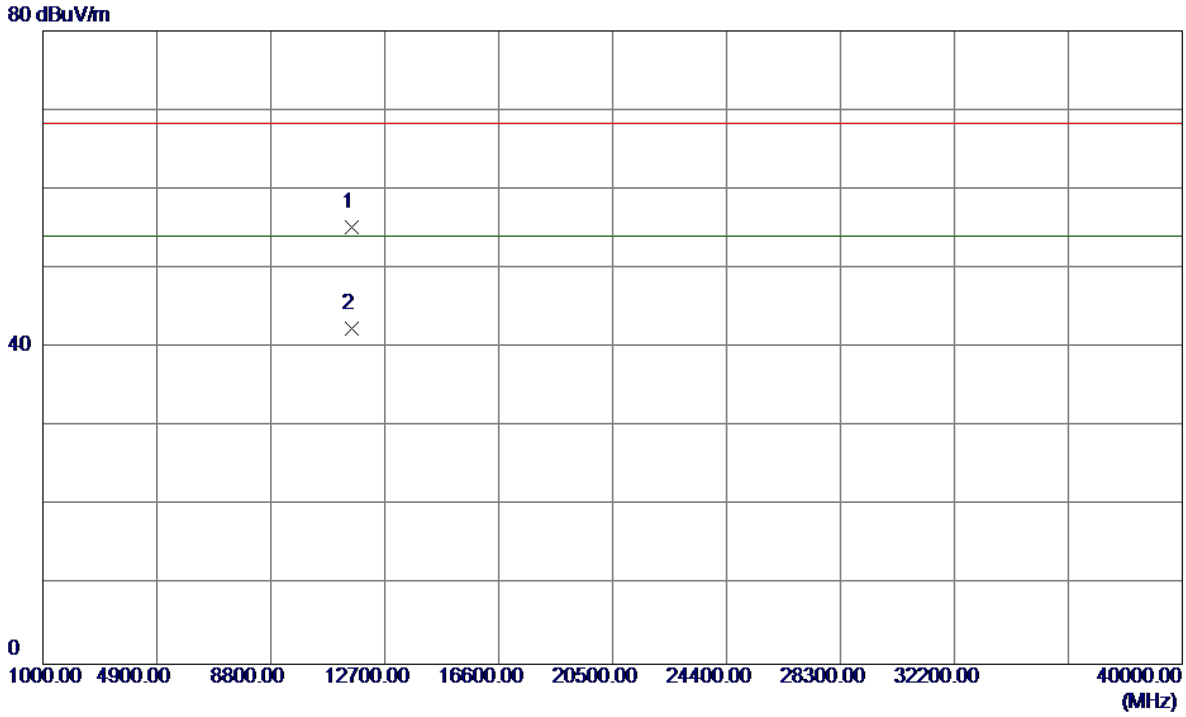

No.	Freq.	Reading Level	Correct Factor	Measure ment	Limit	Over		
	MHz	dBuV/m	dB	dBuV/m	dBuV/m	dB	Detector	Comment
1	11589.9900	42.31	12.88	55.19	68.30	-13.11	Peak	
2	11590.0300	29.46	12.88	42.34	54.00	-11.66	AVG	

Orthogonal Axis:	X
Test Mode:	UNII-3/TX AC40 Mode 5795MHz

Horizontal

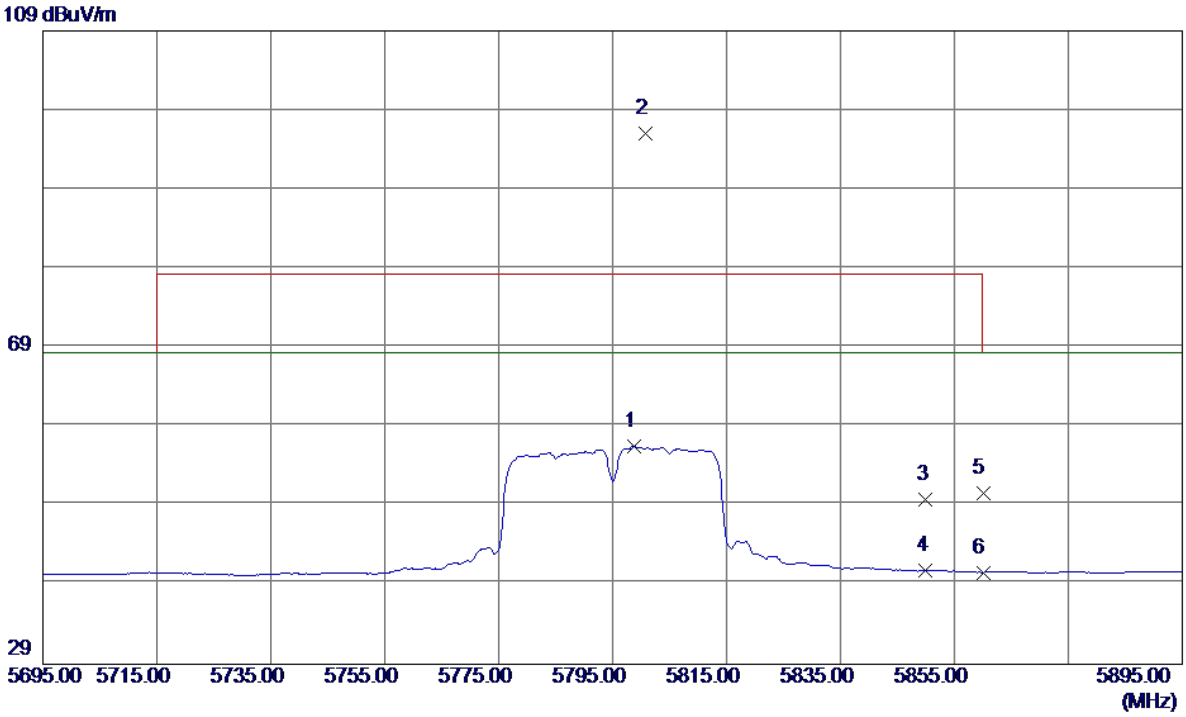

No.	Freq.	Reading Level	Correct Factor	Measure ment	Limit	Over		
	MHz	dBuV/m	dB	dBuV/m	dBuV/m	dB	Detector	Comment
1	5798.8000	15.12	41.40	56.52	68.30	-11.78	AVG	No Limit
2	5800.8000	54.57	41.41	95.98	78.30	17.68	Peak	No Limit
3	5850.0000	8.12	41.62	49.74	78.30	-28.56	Peak	
4	5850.0000	-0.82	41.62	40.80	68.30	-27.50	AVG	
5	5860.0000	9.01	41.66	50.67	78.30	-27.63	Peak	
6	5860.0000	-1.07	41.66	40.59	68.30	-27.71	AVG	

Orthogonal Axis:	X
Test Mode:	UNII-3/TX AC40 Mode 5795MHz

Horizontal

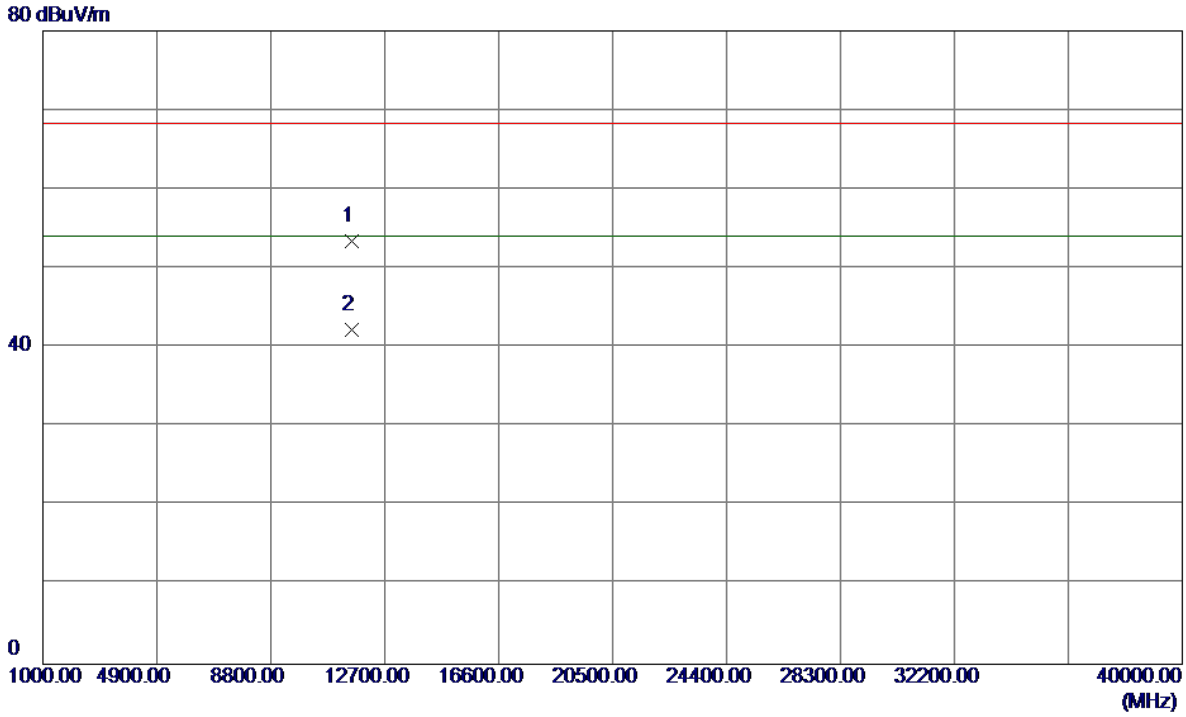

No.	Freq.	Reading Level	Correct Factor	Measure ment	Limit	Over		
	MHz	dBuV/m	dB	dBuV/m	dBuV/m	dB	Detector	Comment
1	11590.0900	40.52	12.88	53.40	68.30	-14.90	Peak	
2	11590.0900	29.40	12.88	42.28	54.00	-11.72	AVG	

Orthogonal Axis:	X
Test Mode:	UNII-3/TX AC80 Mode 5775MHz

Vertical

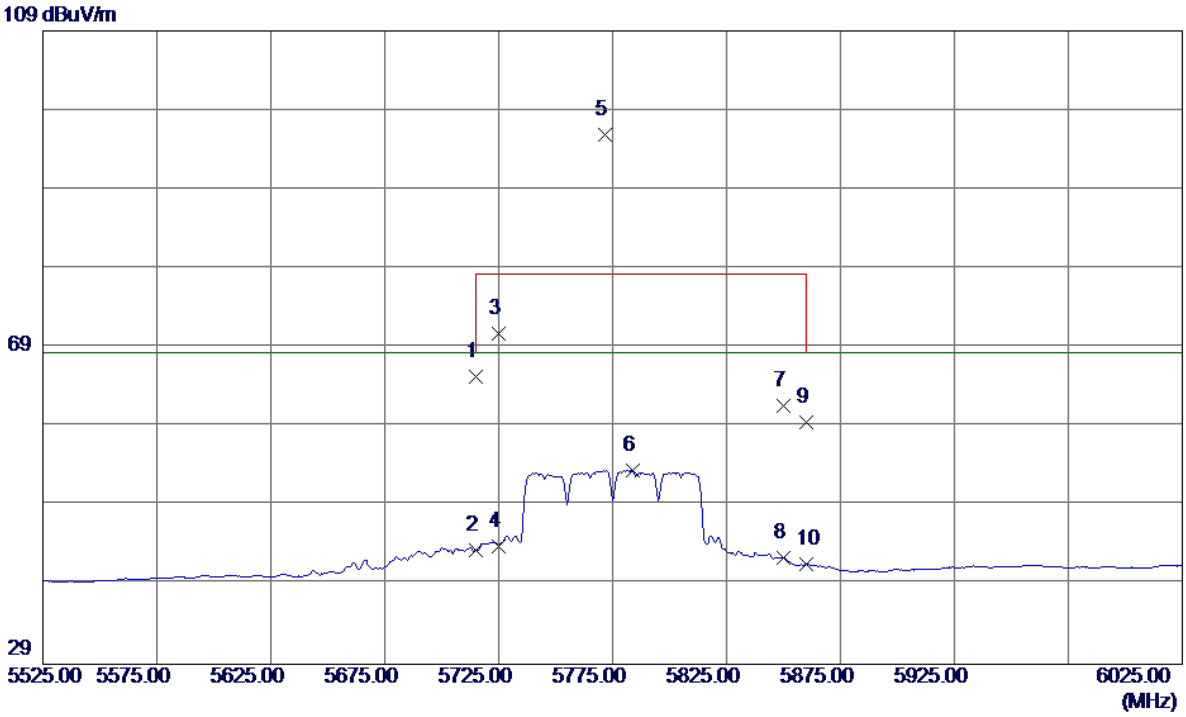

No.	Freq.	Reading Level	Correct Factor	Measure ment	Limit	Over		
	MHz	dBuV/m	dB	dBuV/m	dBuV/m	dB	Detector	Comment
1	5715.0000	24.23	41.05	65.28	68.30	-3.02	Peak	
2	5715.0000	2.34	41.05	43.39	68.30	-24.91	AVG	
3	5725.0000	29.62	41.10	70.72	78.30	-7.58	Peak	
4	5725.0000	2.84	41.10	43.94	68.30	-24.36	AVG	
5	5771.5000	54.52	41.29	95.81	78.30	17.51	Peak	No Limit
6	5784.0000	12.13	41.34	53.47	68.30	-14.83	AVG	No Limit
7	5850.0000	20.06	41.62	61.68	78.30	-16.62	Peak	
8	5850.0000	0.87	41.62	42.49	68.30	-25.81	AVG	
9	5860.0000	17.85	41.66	59.51	78.30	-18.79	Peak	
10	5860.0000	0.02	41.66	41.68	68.30	-26.62	AVG	

Orthogonal Axis:	X
Test Mode:	UNII-3/TX AC80 Mode 5775MHz

Vertical

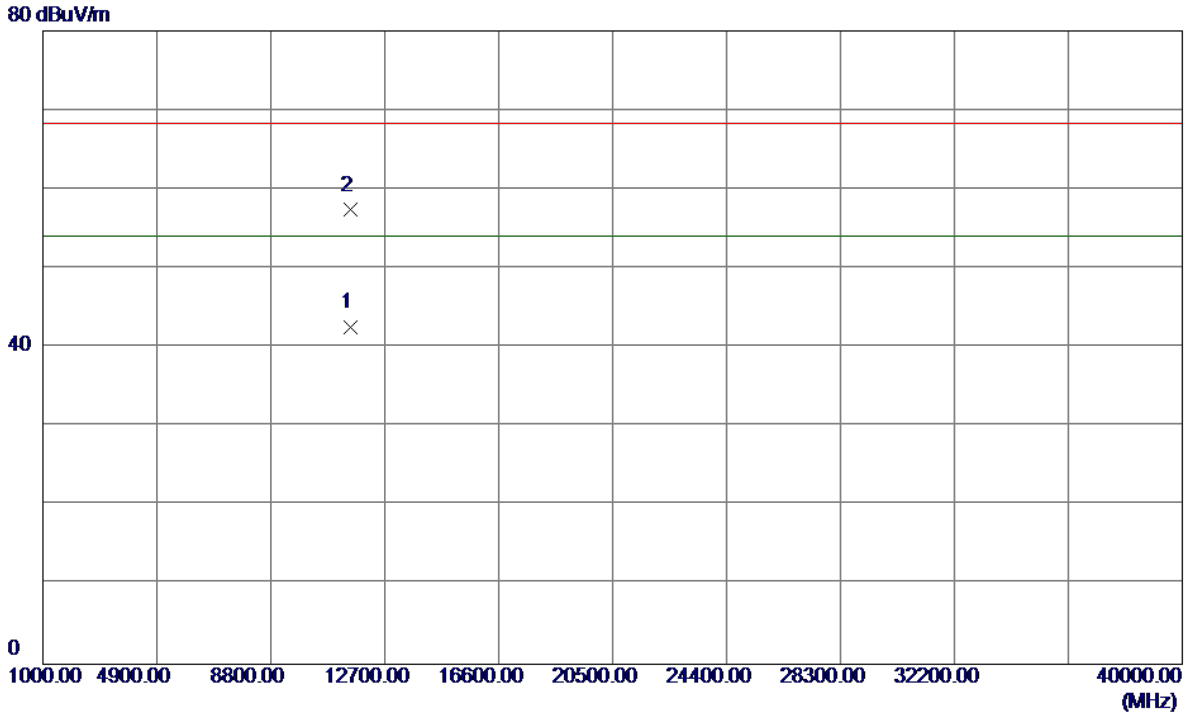

No.	Freq.	Reading Level	Correct Factor	Measure ment	Limit	Over		
	MHz	dBuV/m	dB	dBuV/m	dBuV/m	dB	Detector	Comment
1	11550.0599	29.66	12.91	42.57	54.00	-11.43	AVG	
2	11550.1100	44.45	12.91	57.36	68.30	-10.94	Peak	

Orthogonal Axis:	X
Test Mode:	UNII-3/TX AC80 Mode 5775MHz

Horizontal

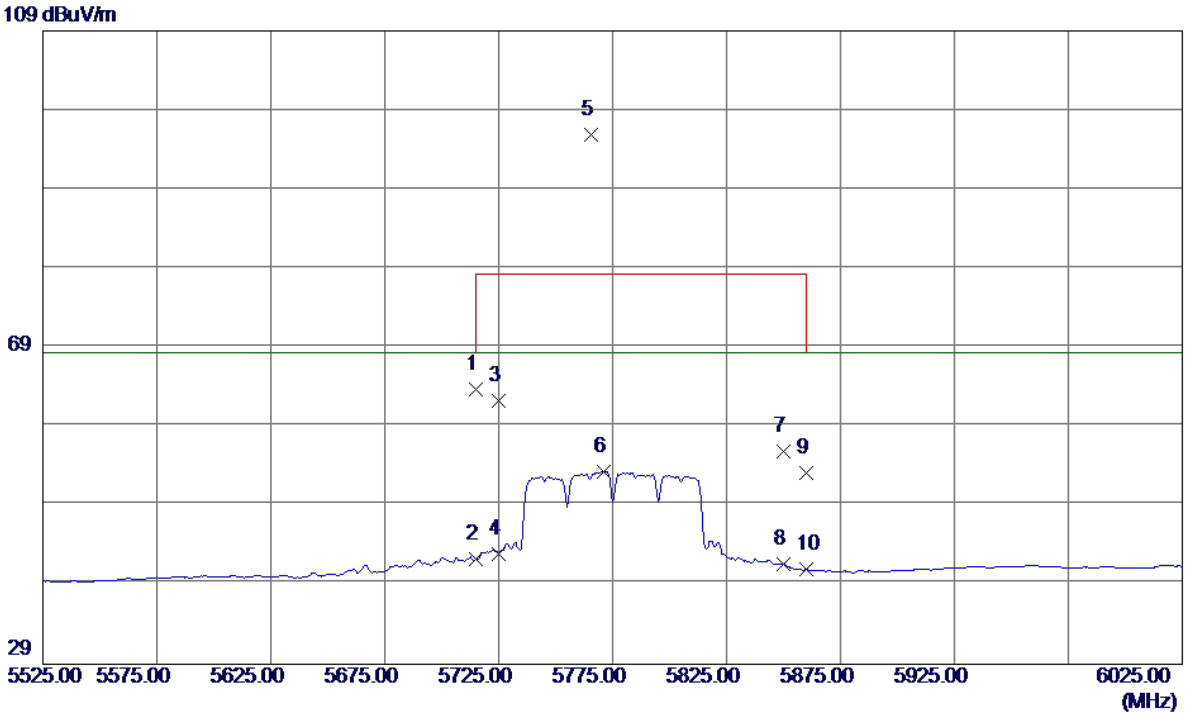

No.	Freq.	Reading Level	Correct Factor	Measure ment	Limit	Over		
	MHz	dBuV/m	dB	dBuV/m	dBuV/m	dB	Detector	Comment
1	5715.0000	22.73	41.05	63.78	68.30	-4.52	Peak	
2	5715.0000	1.20	41.05	42.25	68.30	-26.05	AVG	
3	5725.0000	21.21	41.10	62.31	78.30	-15.99	Peak	
4	5725.0000	1.85	41.10	42.95	68.30	-25.35	AVG	
5	5765.5000	54.65	41.26	95.91	78.30	17.61	Peak	No Limit
6	5771.0000	12.10	41.29	53.39	68.30	-14.91	AVG	No Limit
7	5850.0000	14.29	41.62	55.91	78.30	-22.39	Peak	
8	5850.0000	0.00	41.62	41.62	68.30	-26.68	AVG	
9	5860.0000	11.57	41.66	53.23	78.30	-25.07	Peak	
10	5860.0000	-0.71	41.66	40.95	68.30	-27.35	AVG	

Orthogonal Axis:	X
Test Mode:	UNII-3/TX AC80 Mode 5775MHz

Horizontal

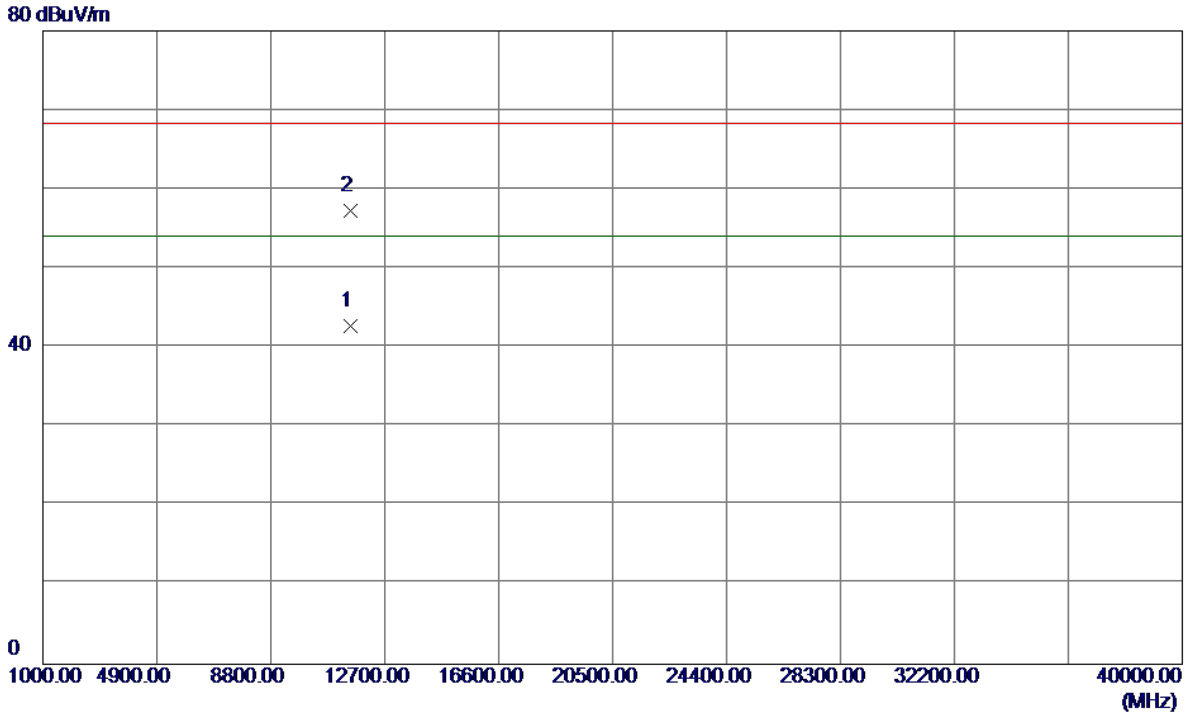

No.	Freq.	Reading Level	Correct Factor	Measure ment	Limit	Over		
	MHz	dBuV/m	dB	dBuV/m	dBuV/m	dB	Detector	Comment
1	11549.9800	29.76	12.91	42.67	54.00	-11.33	AVG	
2	11550.0800	44.30	12.91	57.21	68.30	-11.09	Peak	

TX A Mode_DUTY CYCLE

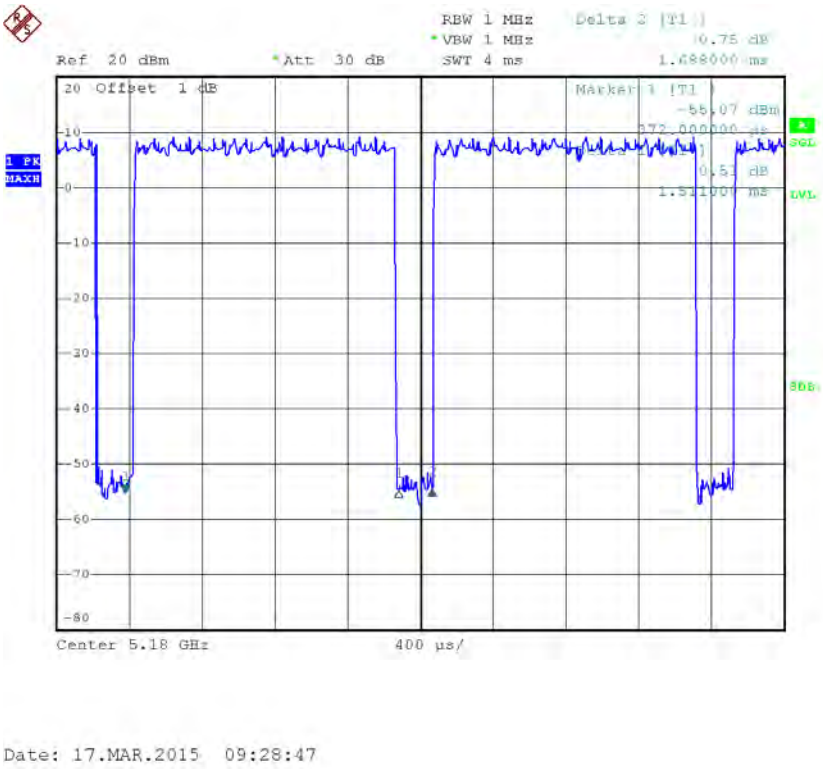

Duty cycle: TX DUTYMHz

Duty cycle = T_{ON} /T_{Total}

T_{ON}:1.51msec

T_{Total}:1.69msec

Duty cycle: 89.35%

Duty Factor= 10log(1/Duty cycle)

Duty Factor =0.49

Note: The EUT was programmed to be in countinously transmitting mode and the transmit duty cycle is less than 98 %, so, the output power and power density should be cacluated asOutput Power = Measured power + Ducy factor
Power Spectral Density = Measured density + Duty factor

TX N20 Mode_DUTY CYCLE

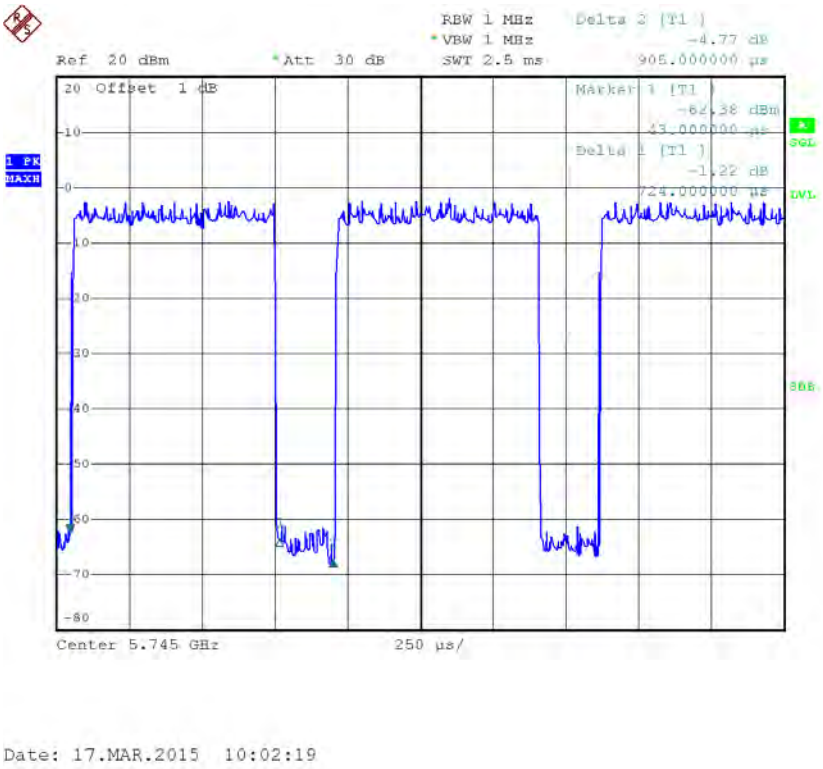

Duty cycle: TX DUTYMHz

Duty cycle = T_{ON} /T_{Total}

T_{ON}:0.72msec

T_{Total}:0.90msec

Duty cycle: 80.00%

Duty Factor= 10log(1/Duty cycle)

Duty Factor =0.97

Note: The EUT was programmed to be in countinously transmitting mode and the transmit duty cycle is less than 98 %, so, the output power and power density should be cacluated asOutput Power = Measured power + Ducy factor
Power Spectral Density = Measured density + Duty factor

TX N40 Mode_DUTY CYCLE

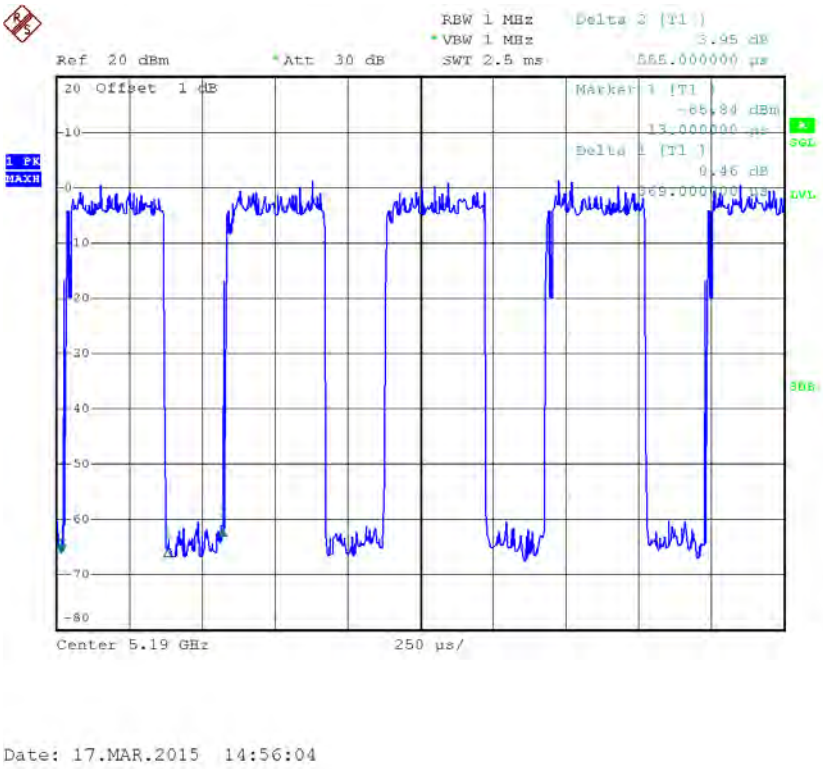

Duty cycle: TX DUTYMHz

Duty cycle = T_{ON} /T_{Total}

T_{ON}:0.37msec

T_{Total}:0.56msec

Duty cycle: 66.07%

Duty Factor= 10log(1/Duty cycle)

Duty Factor =1.80

Note: The EUT was programmed to be in countinously transmitting mode and the transmit duty cycle is less than 98 %, so, the output power and power density should be cacluated as
Output Power = Measured power + Ducy factor
Power Spectral Density = Measured density + Duty factor

TX AC20 Mode_DUTY CYCLE

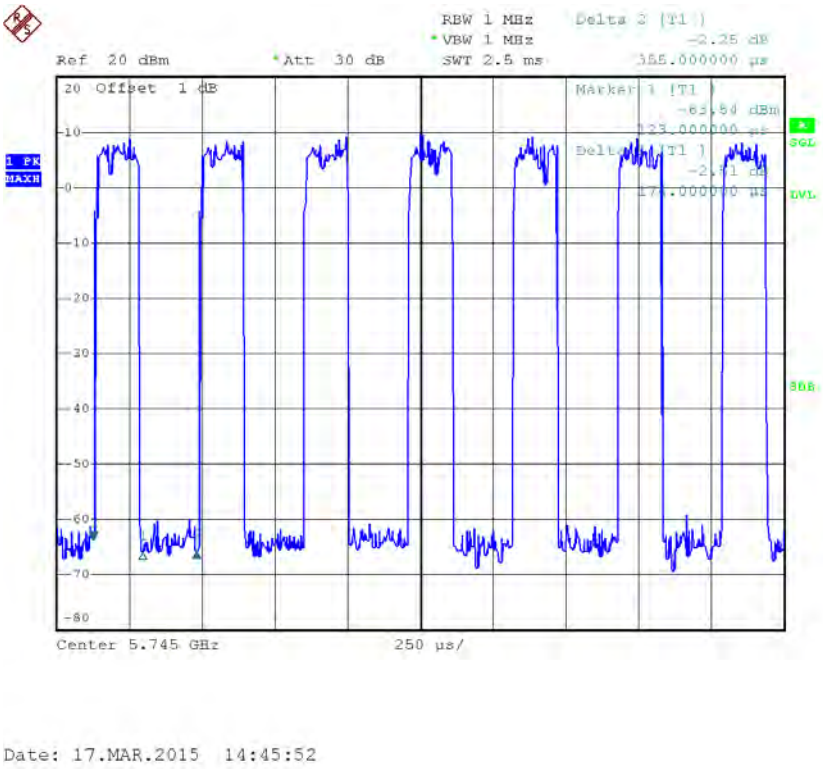

Duty cycle: TX DUTYMHz

Duty cycle = T_{ON} /T_{Total}

T_{ON}:0.17msec

T_{Total}:0.36msec

Duty cycle: 47.22%

Duty Factor= 10log(1/Duty cycle)

Duty Factor =3.26

Note: The EUT was programmed to be in countinously transmitting mode and the transmit duty cycle is less than 98 %, so, the output power and power density should be cacluated as
Output Power = Measured power + Ducy factor
Power Spectral Density = Measured density + Duty factor

TX AC40 Mode_DUTY CYCLE

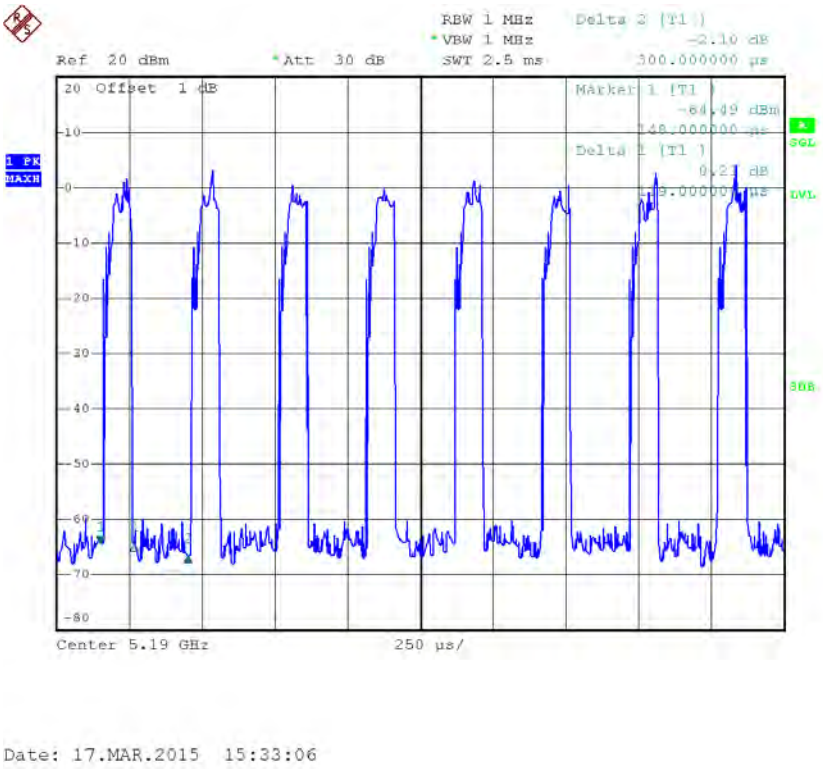

Duty cycle: TX DUTYMHz

Duty cycle = T_{ON} /T_{Total}

T_{ON}:0.12msec

T_{Total}:0.30msec

Duty cycle: 40.00%

Duty Factor= 10log(1/Duty cycle)

Duty Factor =3.98

Note: The EUT was programmed to be in countinously transmitting mode and the transmit duty cycle is less than 98 %, so, the output power and power density should be cacluated as
Output Power = Measured power + Ducy factor
Power Spectral Density = Measured density + Duty factor

TX AC80 Mode_DUTY CYCLE

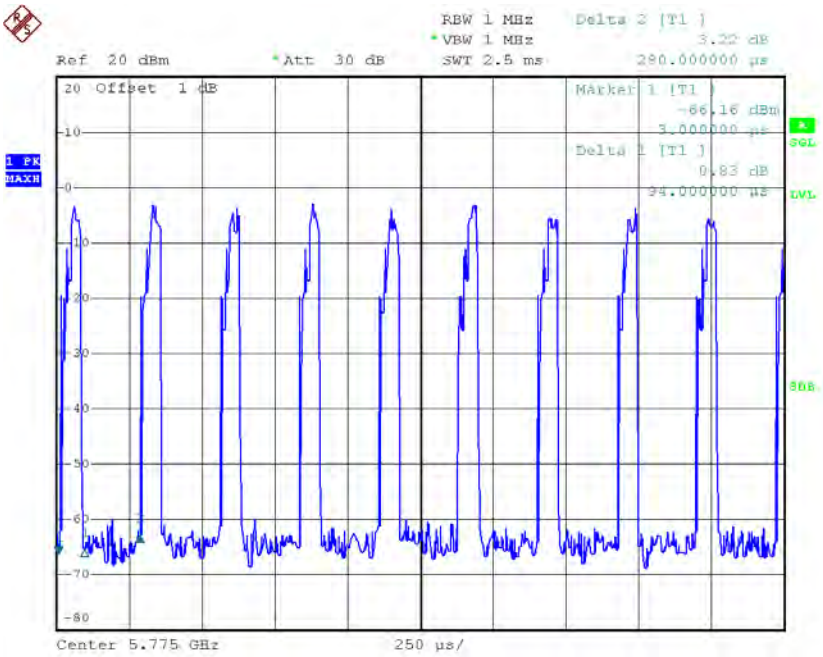

Date: 17.MAR.2015 16:16:42

Duty cycle: TX DUTYMHz

Duty cycle = T_{ON} /T_{Total}

T_{ON}:0.09msec

T_{Total}:0.28msec

Duty cycle: 32.14%

Duty Factor= 10log(1/Duty cycle)

Duty Factor =4.93

Note: The EUT was programmed to be in countinously transmitting mode and the transmit duty cycle is less than 98 %, so, the output power and power density should be cacluated as
Output Power = Measured power + Ducy factor
Power Spectral Density = Measured density + Duty factor

ATTACHMENTE -BANDWIDTH

Test Mode: UNII-1/TX A Mode_CH36/CH40/CH48

Channel	Frequency (MHz)	26dB Bandwidth (MHz)	99% Occupied Bandwidth (MHz)
CH36	5180	26.30	17.30
CH40	5200	25.89	17.20
CH48	5240	25.65	17.10

TX CH36

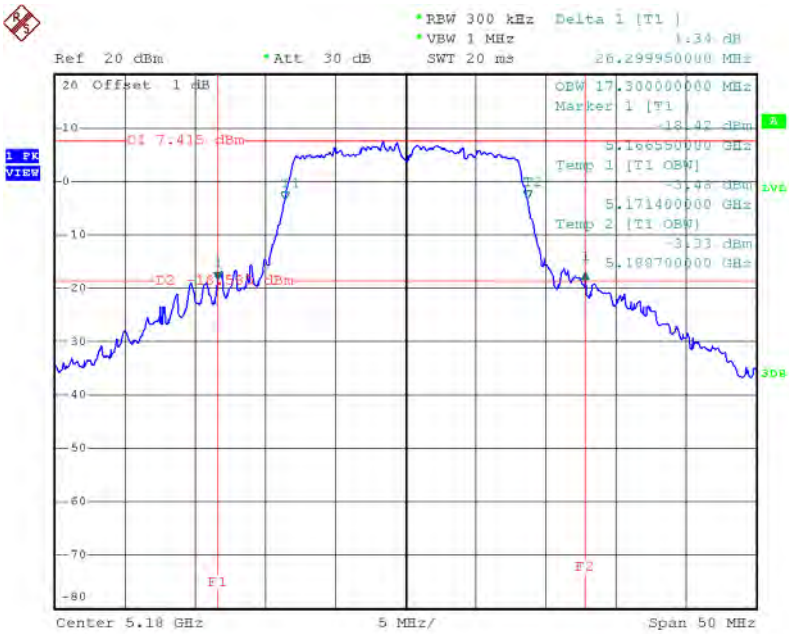

TX CH40

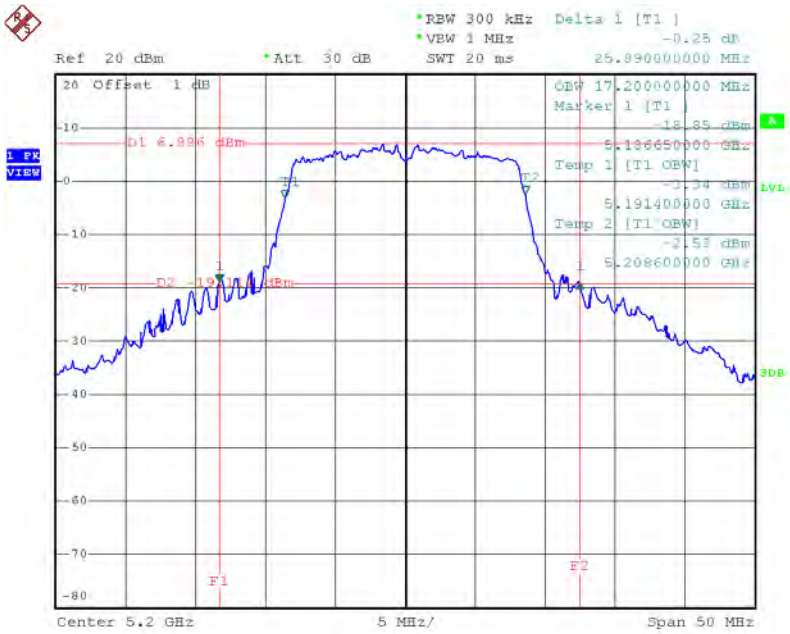

Date: 17.MAR.2015 09:30:14

TX CH48

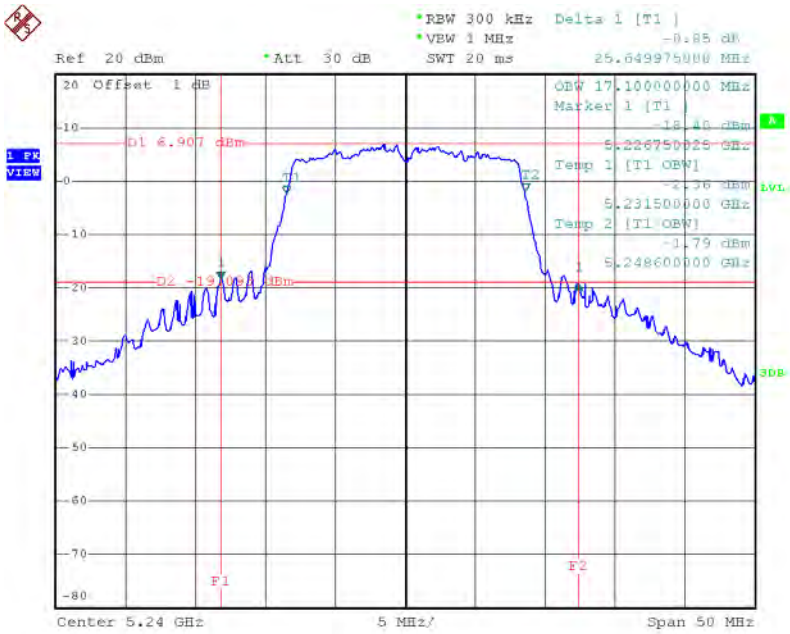

Date: 17.MAR.2015 09:31:42

Test Mode: UNII-1/TXN20 Mode_CH36/CH40/CH48

Channel	Frequency (MHz)	26dB Bandwidth (MHz)	99% Occupied Bandwidth (MHz)
CH36	5180	20.30	17.70
CH40	5200	20.35	17.80
CH48	5240	20.35	17.80

TX CH36

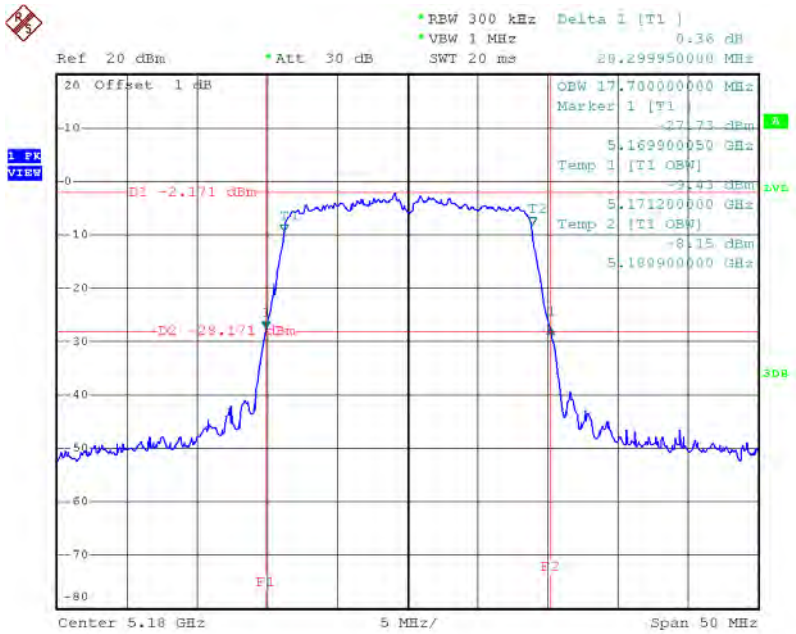

Date: 17.MAR.2015 09:55:39

TX CH40

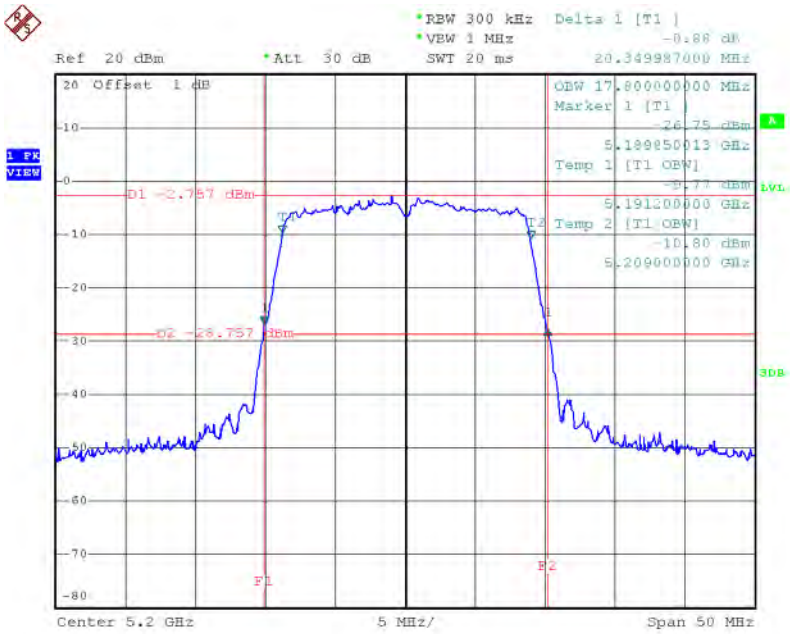

Date: 17.MAR.2015 09:57:12

TX CH48

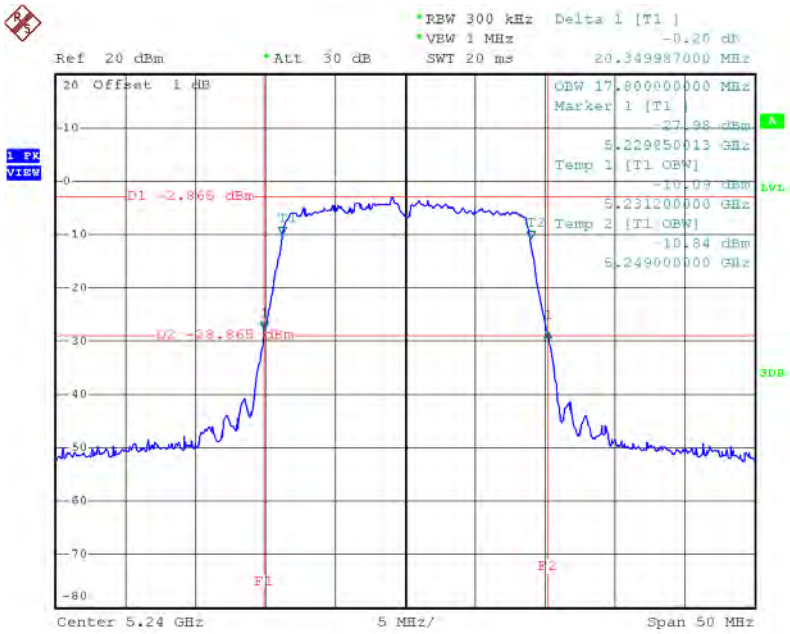

Date: 17.MAR.2015 09:58:44

Test Mode: UNII-1/TX N40 Mode_CH38/CH46

Channel	Frequency (MHz)	26dB Bandwidth (MHz)	99% Occupied Bandwidth (MHz)
CH38	5190	40.10	36.40
CH46	5230	84.09	42.40

TX CH38

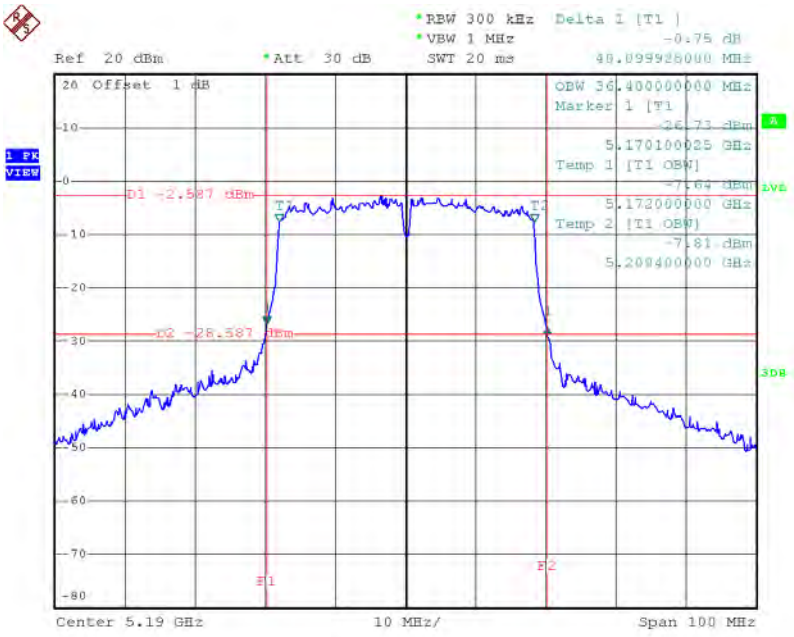

Date: 24.MAR.2015 05:48:05

TX CH46

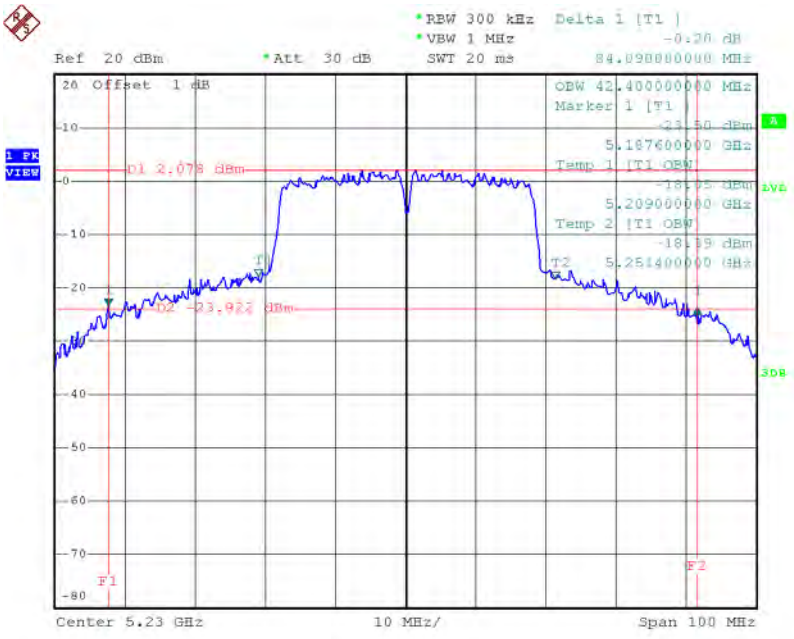

Date: 24.MAR.2015 05:53:33

Test Mode: UNII-3/ TX A Mode_CH149/CH157/CH165

Channel	Frequency (MHz)	6dB Bandwidth (MHz)	99% Occupied Bandwidth (MHz)	Limit (kHz)
CH149	5745	16.55	16.90	>=500
CH157	5785	16.50	16.90	>=500
CH165	5825	16.45	17.00	>=500

TX CH 149

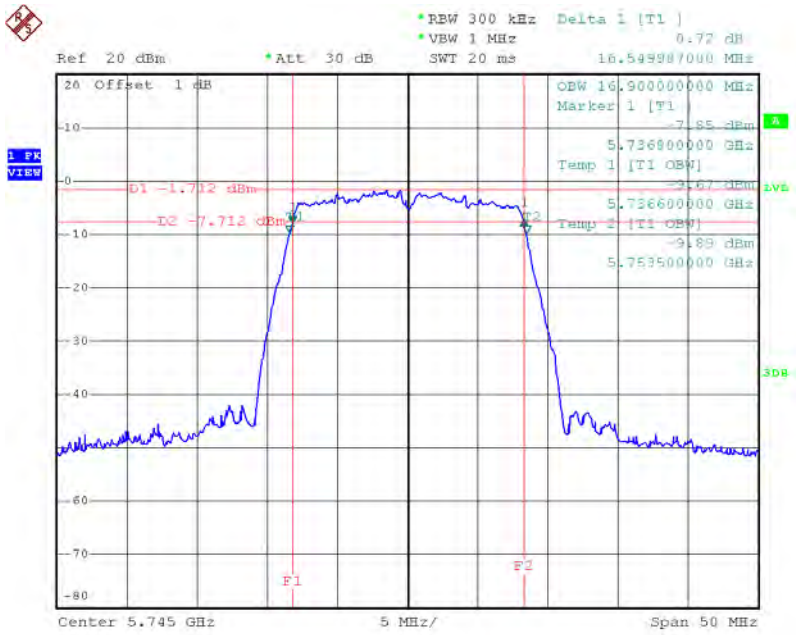

Date: 17.MAR.2015 09:38:34

TX CH 157

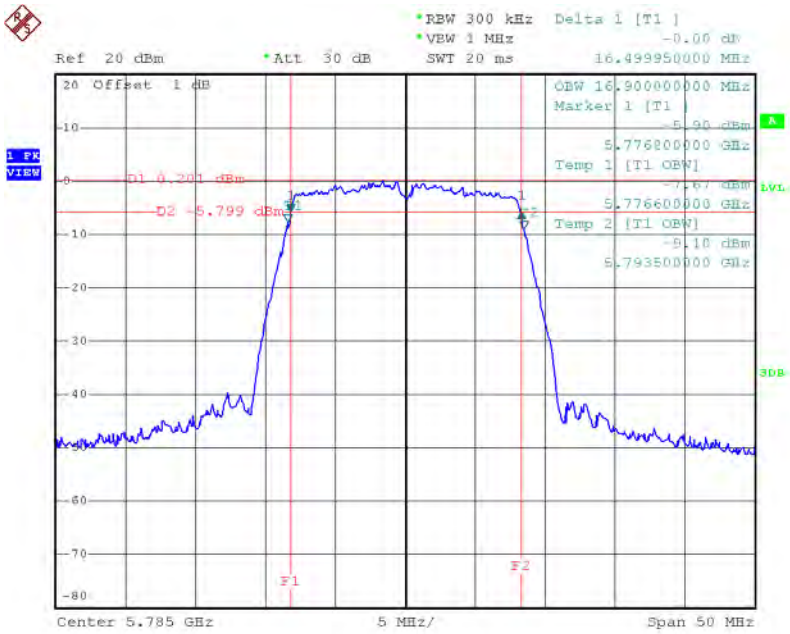

Date: 17.MAR.2015 09:49:45

TX CH 165

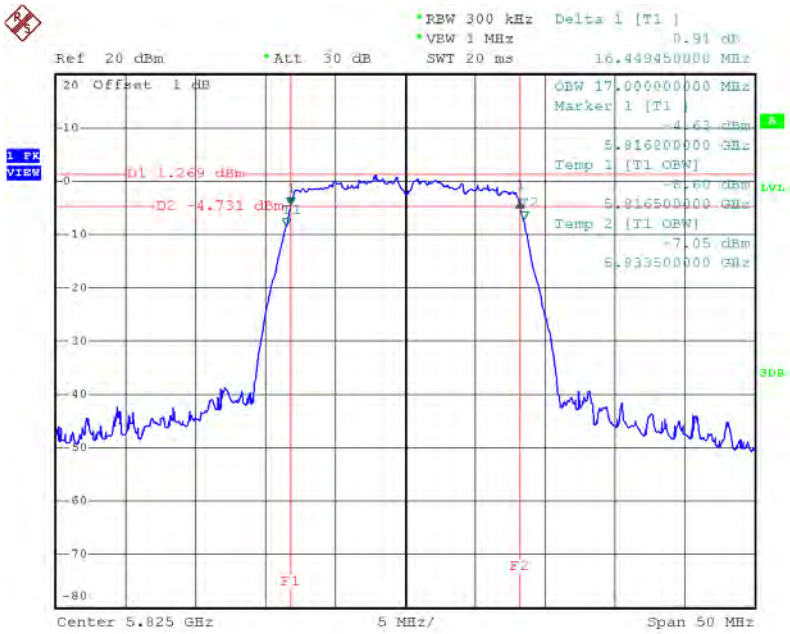

Date: 17.MAR.2015 09:51:47

Test Mode: UNII-3/ TX N20 Mode_CH149/CH157/CH165

Channel	Frequency (MHz)	6dB Bandwidth (MHz)	99% Occupied Bandwidth (MHz)	Limit (kHz)
CH149	5745	17.55	17.70	>=500
CH157	5785	17.55	17.70	>=500
CH165	5825	17.55	17.70	>=500

TX CH 149

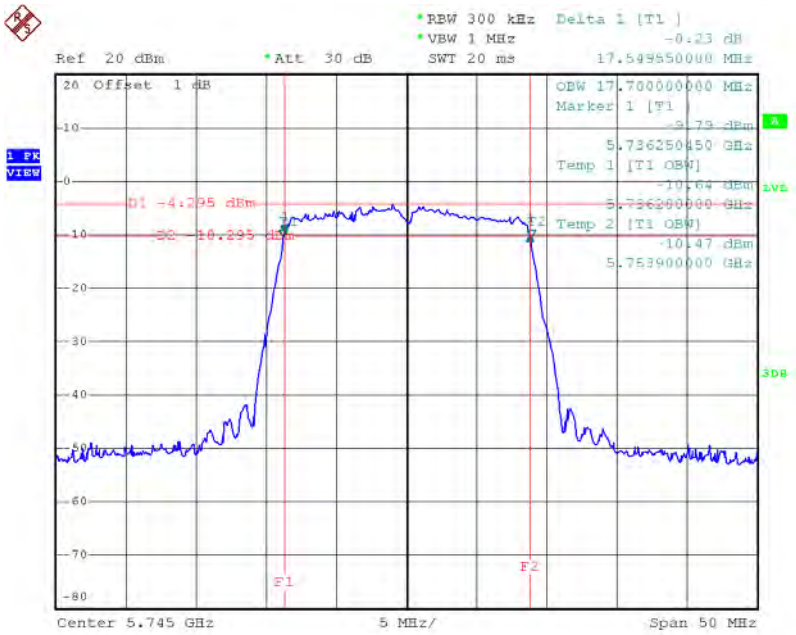

Date: 17.MAR.2015 10:01:52

TX CH 157

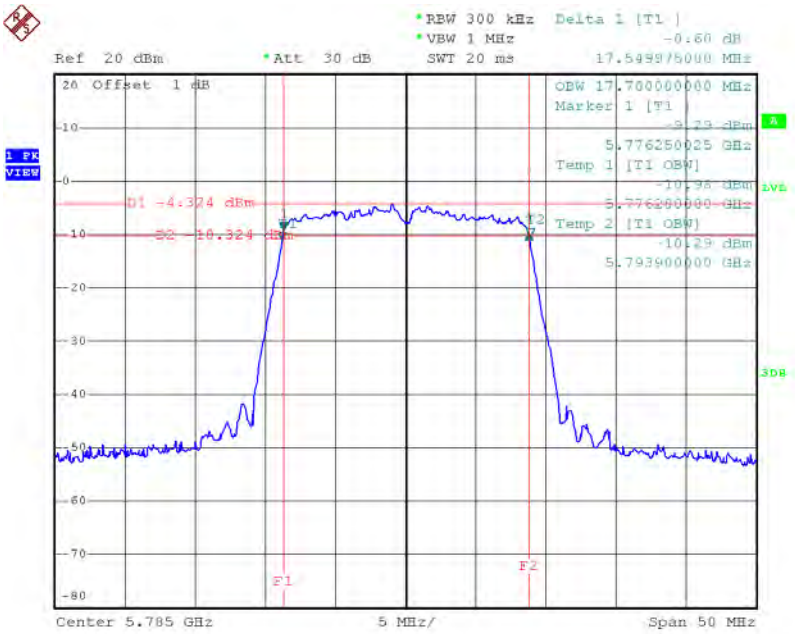

Date: 17.MAR.2015 10:03:16

TX CH 165

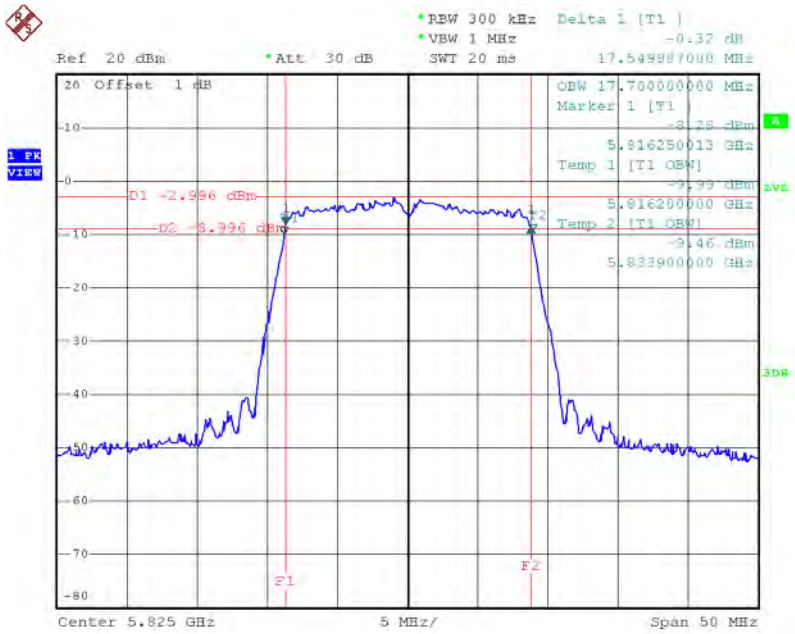

Date: 17.MAR.2015 10:04:23

Test Mode: UNII-3/ TX N40 Mode_CH151/CH159

Channel	Frequency (MHz)	6dB Bandwidth (MHz)	99% Occupied Bandwidth (MHz)	Limit (kHz)
CH151	5755	36.50	36.40	>=500
CH159	5795	36.50	36.40	>=500

TX CH 151

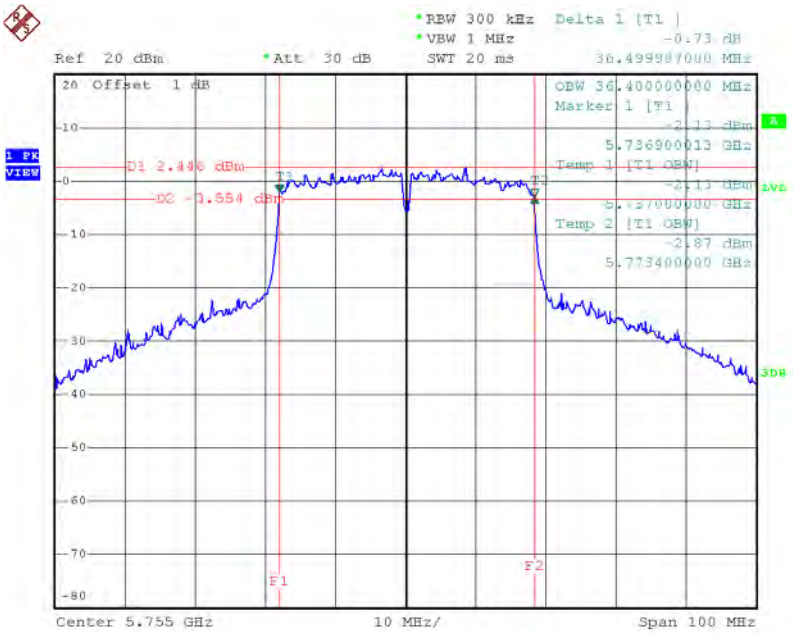

Date: 24.MAR.2015 06:01:44

TX CH 159

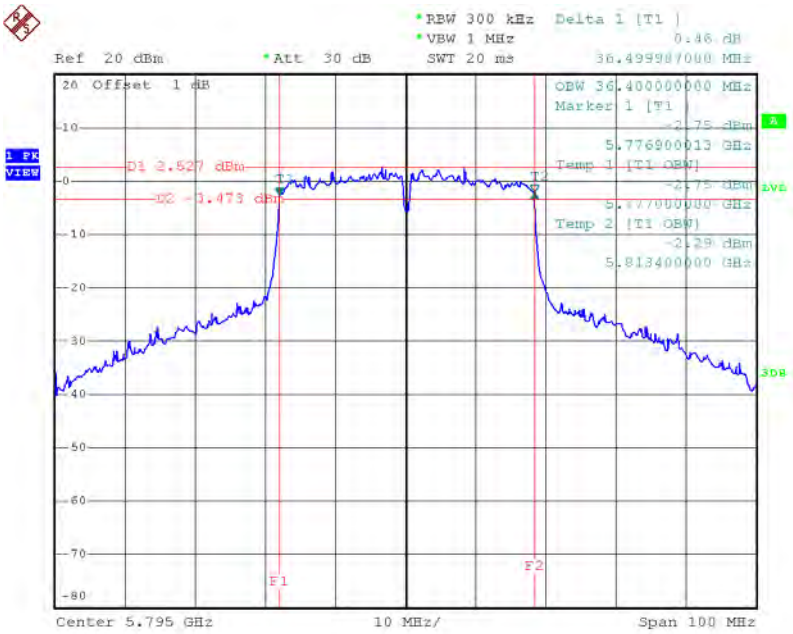

Date: 24.MAR.2015 06:07:53

Test Mode: UNII-1/TX AC20 Mode_CH36/CH40/CH48

Channel	Frequency (MHz)	26dB Bandwidth (MHz)	99% Occupied Bandwidth (MHz)
CH36	5180	31.69	18.00
CH40	5200	33.29	18.10
CH48	5240	37.49	19.00

TX CH36

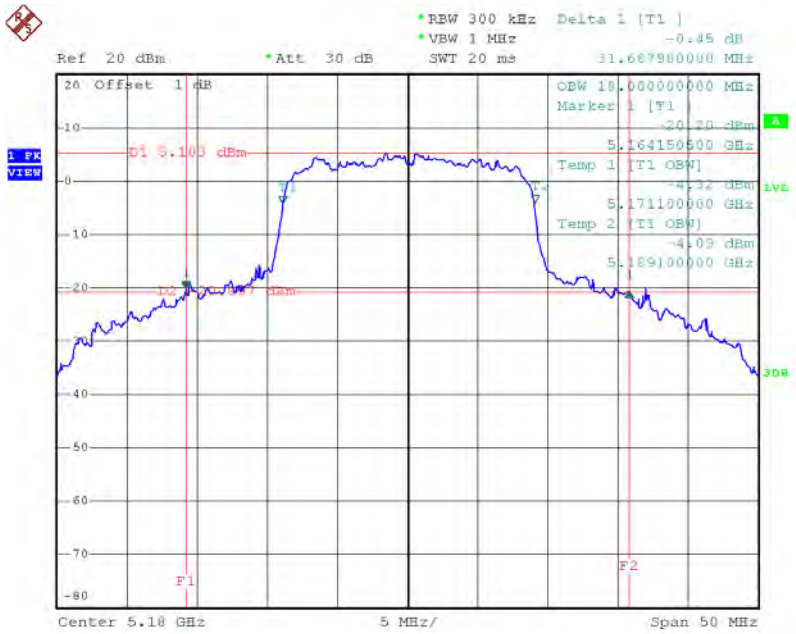

Date: 24.MAR.2015 03:11:10

TX CH40

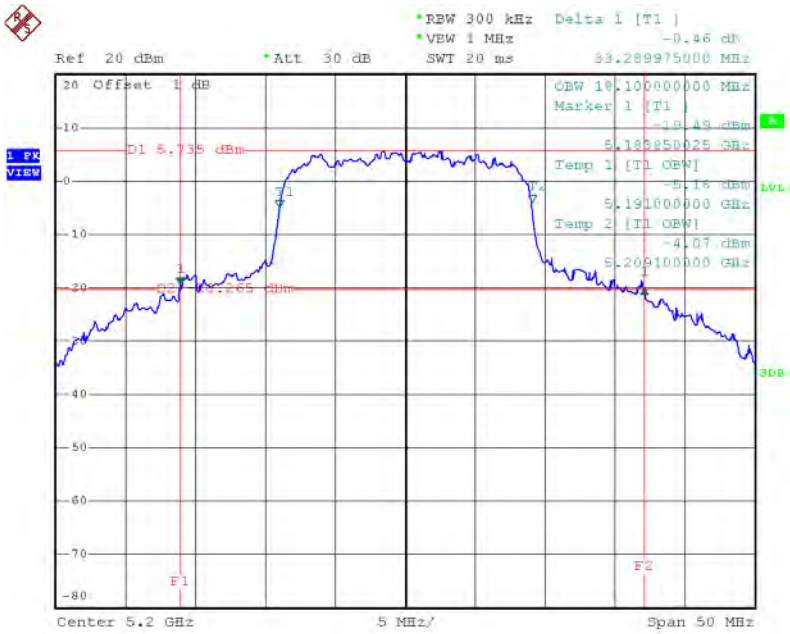

Date: 24.MAR.2015 03:12:15

TX CH48

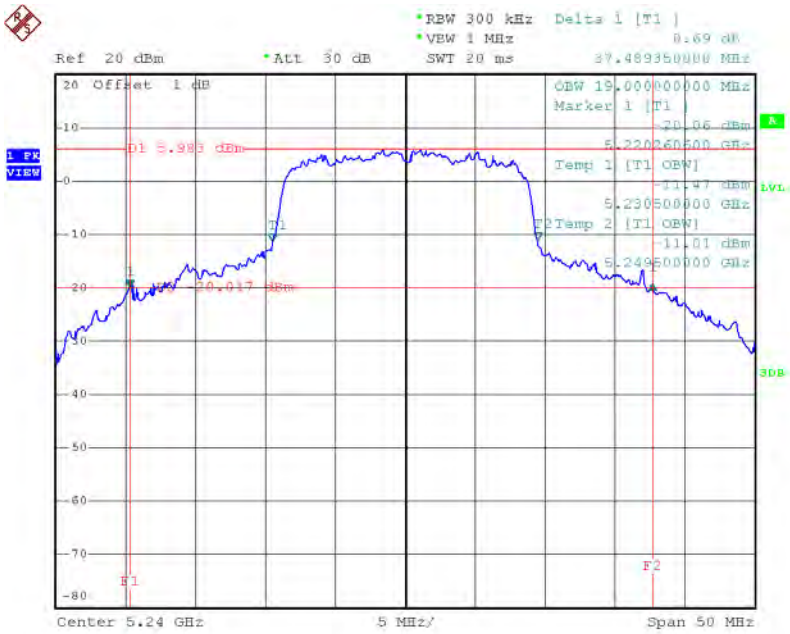

Date: 24.MAR.2015 03:13:13

Test Mode: UNII-1/TX AC40 Mode_CH38/CH46

Channel	Frequency (MHz)	26dB Bandwidth (MHz)	99% Occupied Bandwidth (MHz)
CH38	5190	40.50	36.40
CH46	5230	71.80	37.20

TX CH38

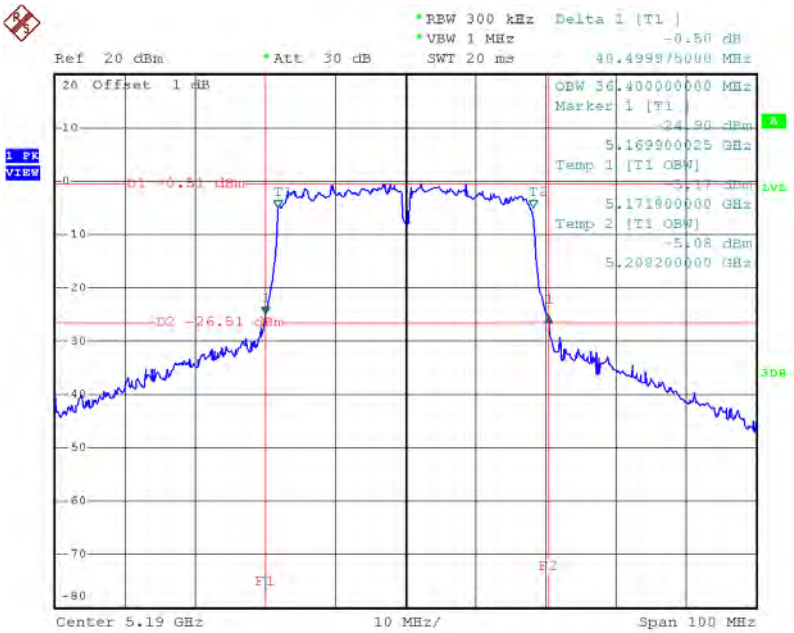

Date: 24.MAR.2015 04:24:39

TX CH46

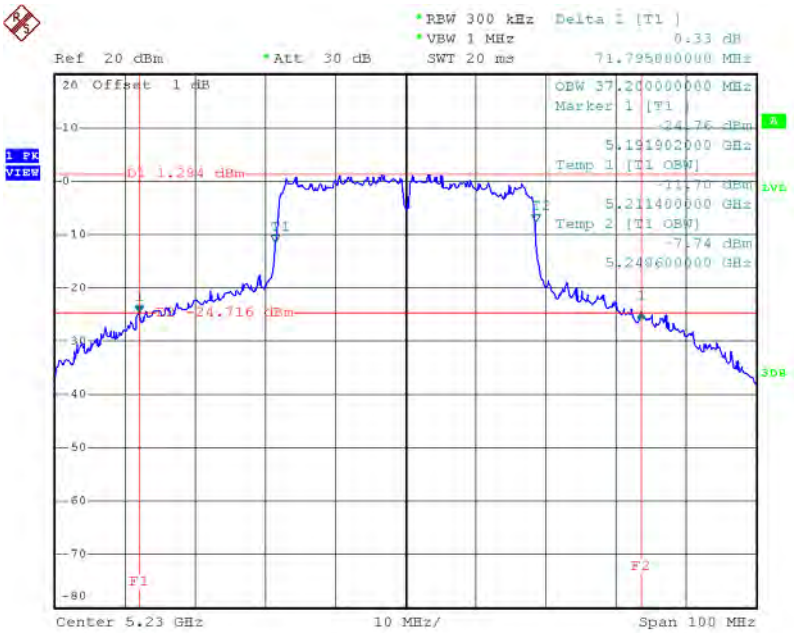

Date: 24.MAR.2015 04:32:00

Test Mode: UNII-1/TX AC80 Mode_CH42			
Channel	Frequency (MHz)	26dB Bandwidth (MHz)	99% Occupied Bandwidth (MHz)
CH42	5210	79.60	75.20

TX CH42

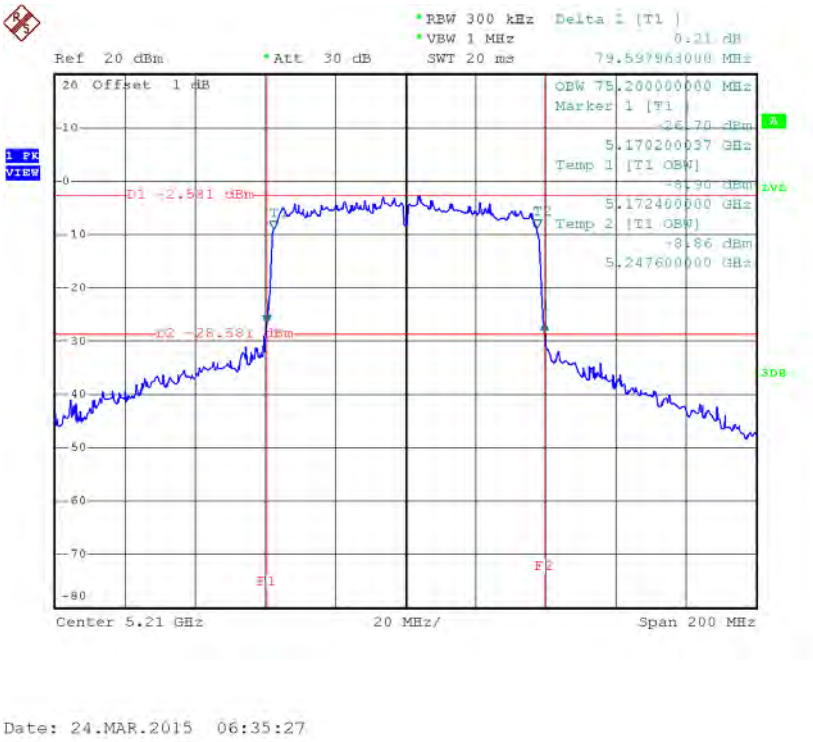

Test Mode: UNII-3/ TX AC20 Mode_CH149/CH157/CH165

Channel	Frequency (MHz)	6dB Bandwidth (MHz)	99% Occupied Bandwidth (MHz)	Limit (kHz)
CH149	5745	17.34	17.70	>=500
CH157	5785	17.40	17.80	>=500
CH165	5825	17.34	22.20	>=500

TX CH 149

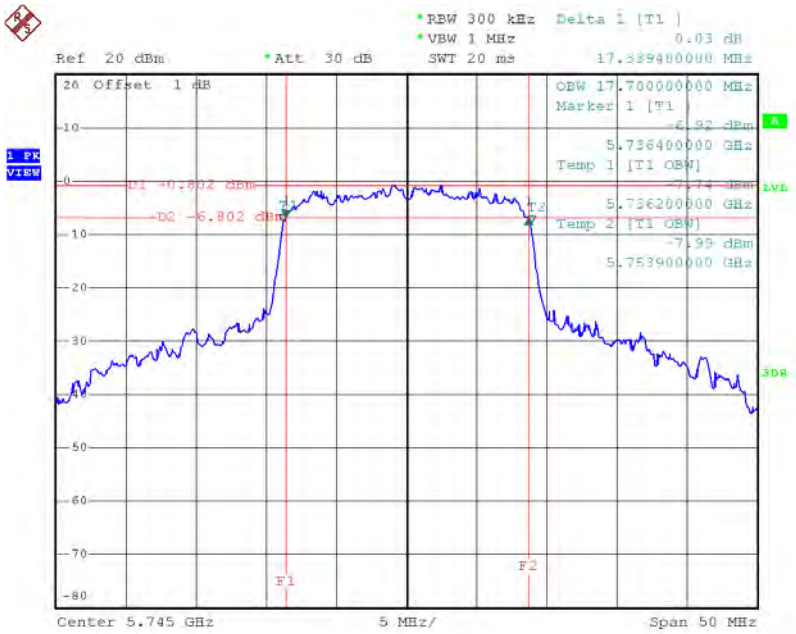

Date: 24.MAR.2015 03:15:50

TX CH 157

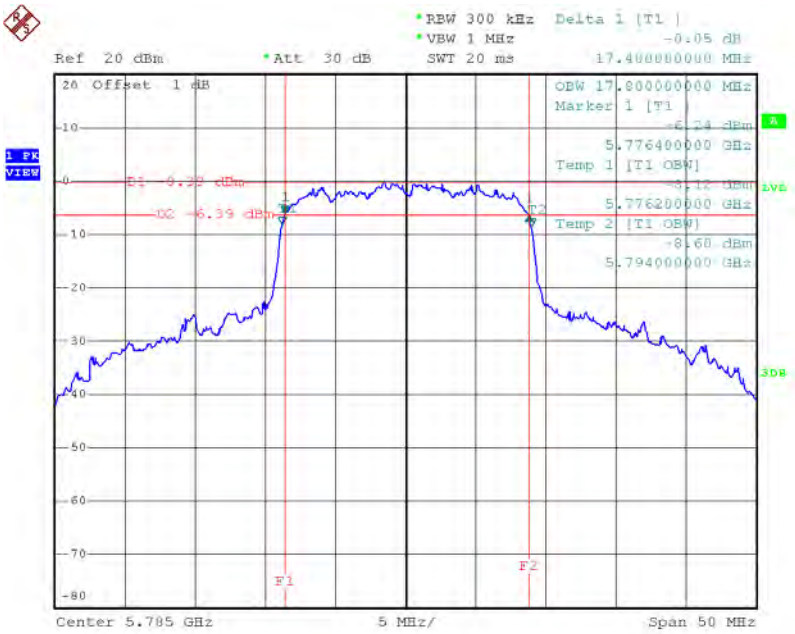

Date: 24.MAR.2015 03:17:32

TX CH 165

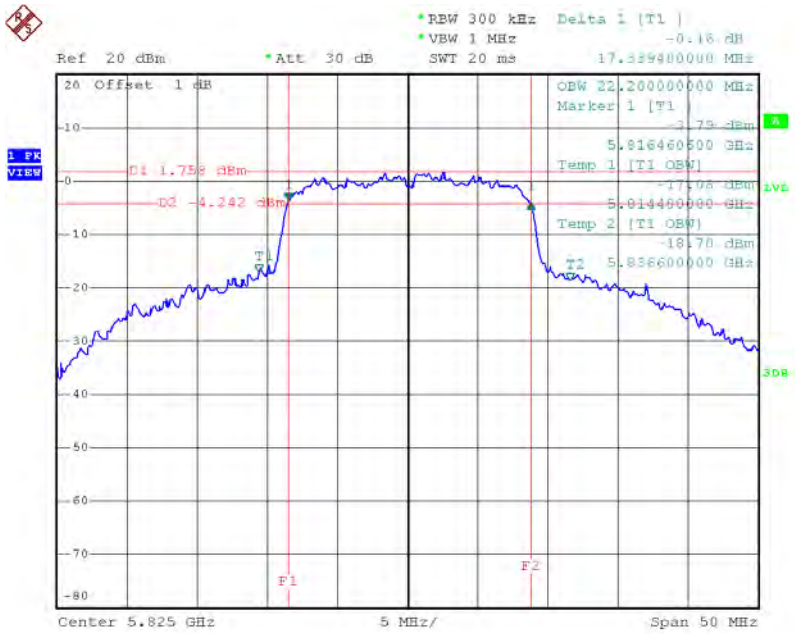

Date: 24.MAR.2015 03:24:50

Test Mode: UNII-3/ TX AC40 Mode_CH151/CH159

Channel	Frequency (MHz)	6dB Bandwidth (MHz)	99% Occupied Bandwidth (MHz)	Limit (kHz)
CH151	5755	36.40	36.60	>=500
CH159	5795	36.50	52.20	>=500

TX CH 151

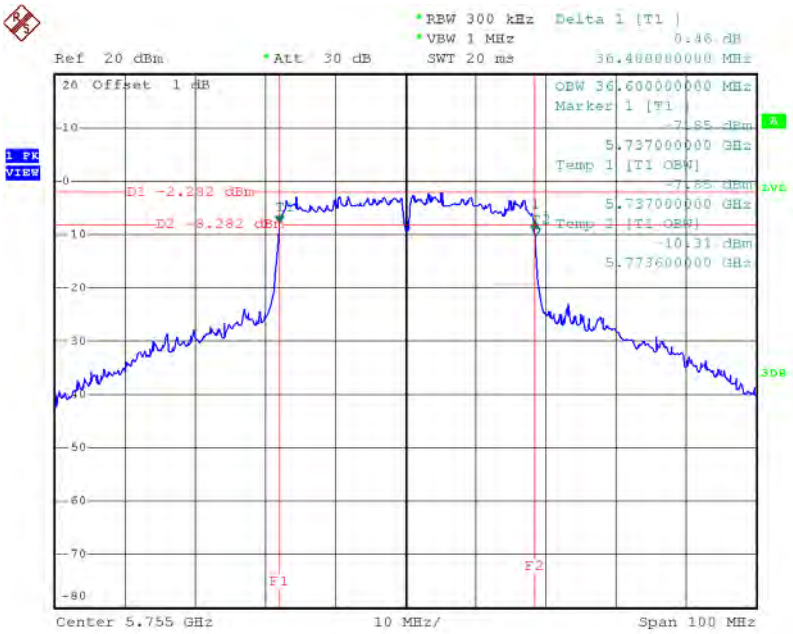

Date: 24.MAR.2015 04:48:46

TX CH 159

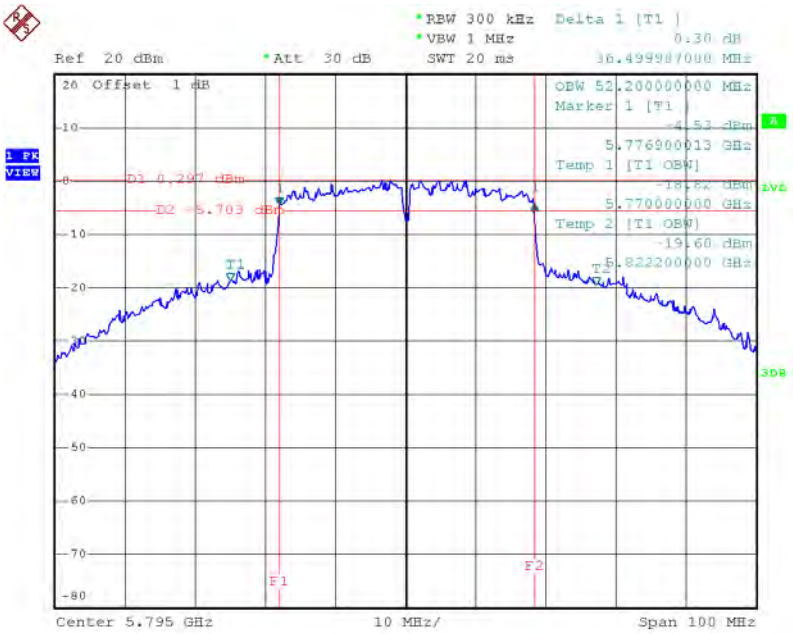

Date: 24.MAR.2015 04:59:50

Test Mode: UNII-3/ TX AC80 Mode_CH155

Channel	Frequency (MHz)	6dB Bandwidth (MHz)	99% Occupied Bandwidth (MHz)	Limit (kHz)
CH155	5775	75.80	114.80	>=500

TX CH 155

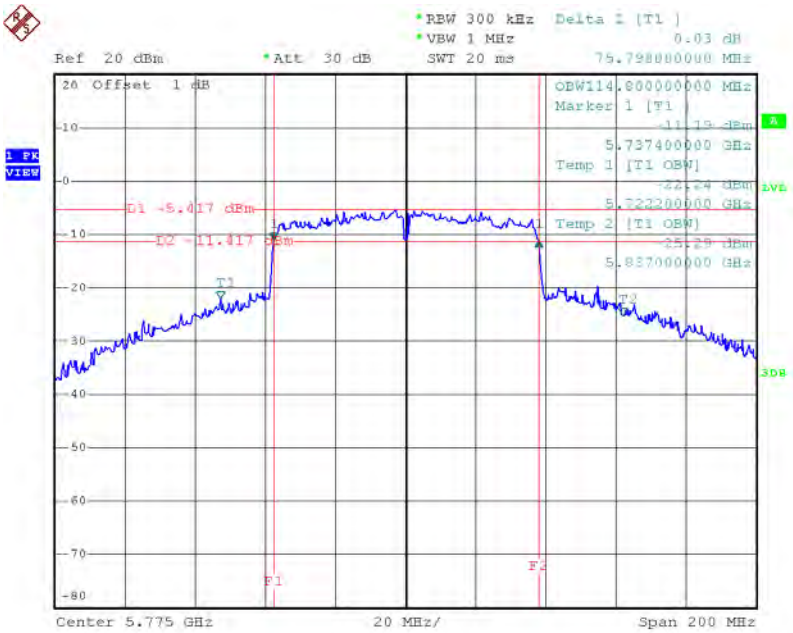

Date: 24.MAR.2015 06:40:32

ATTACHMENTF - MAXIMUM OUTPUT POWER

Test Mode: UNII-1/TX A Mode						
Channel	Frequency (MHz)	Output Power (dBm)	Duty Factor (dBm)	Output Power+Duty Factor (dBm)	Limit (dBm)	Limit (Watt)
CH36	5180	15.94	0.49	16.43	30.00	1.00
CH40	5200	15.76	0.49	16.25	30.00	1.00
CH48	5240	15.71	0.49	16.20	30.00	1.00

Test Mode: UNII-1/TX N20 Mode_ANT 1						
Channel	Frequency (MHz)	Output Power (dBm)	Duty Factor (dBm)	Output Power+Duty Factor (dBm)	Limit (dBm)	Limit (Watt)
CH36	5180	12.93	0.97	13.90	28.99	0.79
CH40	5200	12.96	0.97	13.93	28.99	0.79
CH48	5240	12.98	0.97	13.95	28.99	0.79

Test Mode: UNII-1/TX N20 Mode_ANT 2						
Channel	Frequency (MHz)	Output Power (dBm)	Duty Factor (dBm)	Output Power+Duty Factor (dBm)	Limit (dBm)	Limit (Watt)
CH36	5180	12.87	0.97	13.84	28.99	0.79
CH40	5200	12.83	0.97	13.80	28.99	0.79
CH48	5240	12.96	0.97	13.93	28.99	0.79

Test Mode: UNII-1/TX N20 Mode_Total				
Channel	Frequency (MHz)	Output Power (dBm)	Limit (dBm)	Limit (Watt)
CH36	5180	16.88	28.99	0.79
CH40	5200	16.88	28.99	0.79
CH48	5240	16.95	28.99	0.79

Test Mode: UNII-1/TX N40 Mode_ANT 1						
Channel	Frequency (MHz)	Output Power (dBm)	Duty Factor (dBm)	Output Power+Duty Factor (dBm)	Limit (dBm)	Limit (Watt)
CH38	5190	7.43	1.80	9.23	28.99	0.79
CH46	5230	12.97	1.80	14.77	28.99	0.79

Test Mode: UNII-1/TX N40 Mode_ANT 2						
Channel	Frequency (MHz)	Output Power (dBm)	Duty Factor (dBm)	Output Power+Duty Factor (dBm)	Limit (dBm)	Limit (Watt)
CH38	5190	7.02	1.80	8.82	28.99	0.79
CH46	5230	12.96	1.80	14.76	28.99	0.79

Test Mode: UNII-1/TX N40 Mode_Total				
Channel	Frequency (MHz)	Output Power (dBm)	Limit (dBm)	Limit (Watt)
CH38	5190	12.04	28.99	0.79
CH46	5230	17.78	28.99	0.79

Test Mode: UNII-3/ TX A Mode

Channel	Frequency (MHz)	Output Power (dBm)	Duty Factor (dBm)	Output Power+Duty Factor (dBm)	Limit (dBm)	Limit (Watt)
CH149	5745	15.98	0.49	16.47	30.00	1.00
CH157	5785	15.78	0.49	16.27	30.00	1.00
CH165	5825	15.62	0.49	16.11	30.00	1.00

Test Mode: UNII-3/TX N20 Mode_ANT 1						
Channel	Frequency (MHz)	Output Power (dBm)	Duty Factor (dBm)	Output Power+Duty Factor (dBm)	Limit (dBm)	Limit (Watt)
CH149	5745	12.97	0.97	13.94	28.99	0.79
CH157	5785	12.83	0.97	13.80	28.99	0.79
CH165	5825	12.96	0.97	13.93	28.99	0.79

Test Mode: UNII-3/TX N20 Mode_ANT 2						
Channel	Frequency (MHz)	Output Power (dBm)	Duty Factor (dBm)	Output Power+Duty Factor (dBm)	Limit (dBm)	Limit (Watt)
CH149	5745	12.98	0.97	13.95	28.99	0.79
CH157	5785	12.85	0.97	13.82	28.99	0.79
CH165	5825	12.83	0.97	13.80	28.99	0.79

Test Mode: UNII-3/TX N20 Mode_Total				
Channel	Frequency (MHz)	Output Power (dBm)	Limit (dBm)	Limit (Watt)
CH149	5745	16.96	28.99	0.79
CH157	5785	16.82	28.99	0.79
CH165	5825	16.88	28.99	0.79

Test Mode: UNII-3/ TX N40 Mode_ANT 1						
Channel	Frequency (MHz)	Output Power (dBm)	Duty Factor (dBm)	Output Power+Duty Factor (dBm)	Limit (dBm)	Limit (Watt)
CH151	5755	10.61	1.80	12.41	28.99	0.79
CH159	5795	12.50	1.80	14.30	28.99	0.79

Test Mode: UNII-3/ TX N40 Mode_ANT 2						
Channel	Frequency (MHz)	Output Power (dBm)	Duty Factor (dBm)	Output Power+Duty Factor (dBm)	Limit (dBm)	Limit (Watt)
CH151	5755	9.22	1.80	11.02	28.99	0.79
CH159	5795	13.03	1.80	14.83	28.99	0.79

Test Mode: UNII-3/ TX N40 Mode_Total				
Channel	Frequency (MHz)	Output Power (dBm)	Limit (dBm)	Limit (Watt)
CH151	5755	14.78	28.99	0.79
CH159	5795	17.58	28.99	0.79

Test Mode: UNII-1/TX AC20 Mode_ANT 1						
Channel	Frequency (MHz)	Output Power (dBm)	Duty Factor (dBm)	Output Power+Duty Factor (dBm)	Limit (dBm)	Limit (Watt)
CH36	5180	12.86	3.26	16.12	28.99	0.79
CH40	5200	12.87	3.26	16.13	28.99	0.79
CH48	5240	12.93	3.26	16.19	28.99	0.79

Test Mode: UNII-1/TX AC20 Mode_ANT 2						
Channel	Frequency (MHz)	Output Power (dBm)	Duty Factor (dBm)	Output Power+Duty Factor (dBm)	Limit (dBm)	Limit (Watt)
CH36	5180	11.09	3.26	14.35	28.99	0.79
CH40	5200	12.98	3.26	16.24	28.99	0.79
CH48	5240	12.92	3.26	16.18	28.99	0.79

Test Mode: UNII-1/TX AC20 Mode_Total				
Channel	Frequency (MHz)	Output Power (dBm)	Limit (dBm)	Limit (Watt)
CH36	5180	18.33	28.99	0.79
CH40	5200	19.20	28.99	0.79
CH48	5240	19.20	28.99	0.79

Test Mode: UNII-1/TX AC40 Mode_ANT 1						
Channel	Frequency (MHz)	Output Power (dBm)	Duty Factor (dBm)	Output Power+Duty Factor (dBm)	Limit (dBm)	Limit (Watt)
CH38	5190	9.55	3.98	13.53	28.99	0.79
CH46	5230	12.40	3.98	16.38	28.99	0.79

Test Mode: UNII-1/TX AC40 Mode_ANT 2						
Channel	Frequency (MHz)	Output Power (dBm)	Duty Factor (dBm)	Output Power+Duty Factor (dBm)	Limit (dBm)	Limit (Watt)
CH38	5190	8.78	3.98	12.76	28.99	0.79
CH46	5230	12.98	3.98	16.96	28.99	0.79

Test Mode: UNII-1/TX AC40 Mode_Total				
Channel	Frequency (MHz)	Output Power (dBm)	Limit (dBm)	Limit (Watt)
CH38	5190	16.17	28.99	0.79
CH46	5230	19.69	28.99	0.79

Test Mode: UNII-1/TX AC80 Mode_ANT 1						
Channel	Frequency (MHz)	Output Power (dBm)	Duty Factor (dBm)	Output Power+Duty Factor (dBm)	Limit (dBm)	Limit (Watt)
CH42	5210	8.40	4.93	13.33	28.99	0.79

Test Mode: UNII-1/TX AC80 Mode_ANT 2						
Channel	Frequency (MHz)	Output Power (dBm)	Duty Factor (dBm)	Output Power+Duty Factor (dBm)	Limit (dBm)	Limit (Watt)
CH42	5210	6.77	4.93	11.70	28.99	0.79

Test Mode: UNII-1/TX AC80 Mode_Total				
Channel	Frequency (MHz)	Output Power (dBm)	Limit (dBm)	Limit (Watt)
CH42	5210	15.60	28.99	0.79

Test Mode: UNII-3/TX AC20 Mode_ANT 1						
Channel	Frequency (MHz)	Output Power (dBm)	Duty Factor (dBm)	Output Power+Duty Factor (dBm)	Limit (dBm)	Limit (Watt)
CH149	5745	12.85	3.26	16.11	28.99	0.79
CH157	5785	12.80	3.26	16.06	28.99	0.79
CH165	5825	12.87	3.26	16.13	28.99	0.79

Test Mode: UNII-3/TX AC20 Mode_ANT 2						
Channel	Frequency (MHz)	Output Power (dBm)	Duty Factor (dBm)	Output Power+Duty Factor (dBm)	Limit (dBm)	Limit (Watt)
CH149	5745	12.85	3.26	16.11	28.99	0.79
CH157	5785	12.84	3.26	16.10	28.99	0.79
CH165	5825	12.76	3.26	16.02	28.99	0.79

Test Mode: UNII-3/TX AC20 Mode_Total				
Channel	Frequency (MHz)	Output Power (dBm)	Limit (dBm)	Limit (Watt)
CH149	5745	19.12	28.99	0.79
CH157	5785	19.09	28.99	0.79
CH165	5825	19.09	28.99	0.79

Test Mode: UNII-3/TX AC40 Mode_ANT 1						
Channel	Frequency (MHz)	Output Power (dBm)	Duty Factor (dBm)	Output Power+Duty Factor (dBm)	Limit (dBm)	Limit (Watt)
CH151	5755	8.53	3.98	12.51	28.99	0.79
CH159	5795	10.28	3.98	14.26	28.99	0.79

Test Mode: UNII-3/TX AC40 Mode_ANT 2						
Channel	Frequency (MHz)	Output Power (dBm)	Duty Factor (dBm)	Output Power+Duty Factor (dBm)	Limit (dBm)	Limit (Watt)
CH151	5755	11.40	3.98	15.38	28.99	0.79
CH159	5795	13.02	3.98	17.00	28.99	0.79

Test Mode: UNII-3/TX AC40 Mode_Total				
Channel	Frequency (MHz)	Output Power (dBm)	Limit (dBm)	Limit (Watt)
CH151	5755	17.19	28.99	0.79
CH159	5795	18.85	28.99	0.79

Test Mode: UNII-3/TX AC80 Mode_ANT 1						
Channel	Frequency (MHz)	Output Power (dBm)	Duty Factor (dBm)	Output Power+Duty Factor (dBm)	Limit (dBm)	Limit (Watt)
CH155	5775	5.06	4.93	9.99	28.99	0.79

Test Mode: UNII-3/TX AC80 Mode_ANT 2						
Channel	Frequency (MHz)	Output Power (dBm)	Duty Factor (dBm)	Output Power+Duty Factor (dBm)	Limit (dBm)	Limit (Watt)
CH155	5775	7.26	4.93	12.19	28.99	0.79

Test Mode: UNII-3/TX AC80 Mode_Total				
Channel	Frequency (MHz)	Output Power (dBm)	Limit (dBm)	Limit (Watt)
CH155	5775	14.24	28.99	0.79

ATTACHMENTG - ANTENNA CONDUCTED SPURIOUS EMISSION

Test Mode:	UNII-1/TX A Mode

TX mode CH36

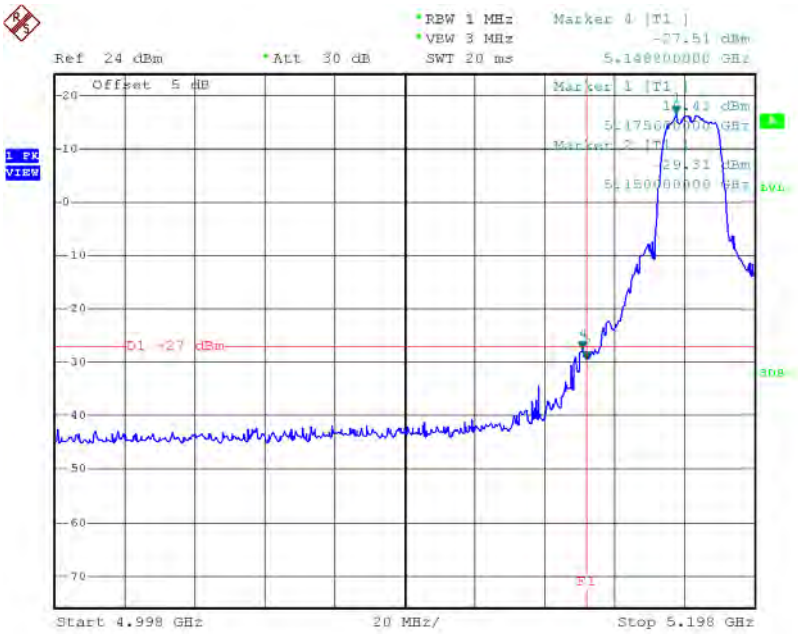

Date: 17.MAR.2015 09:28:28

TX modeCH48

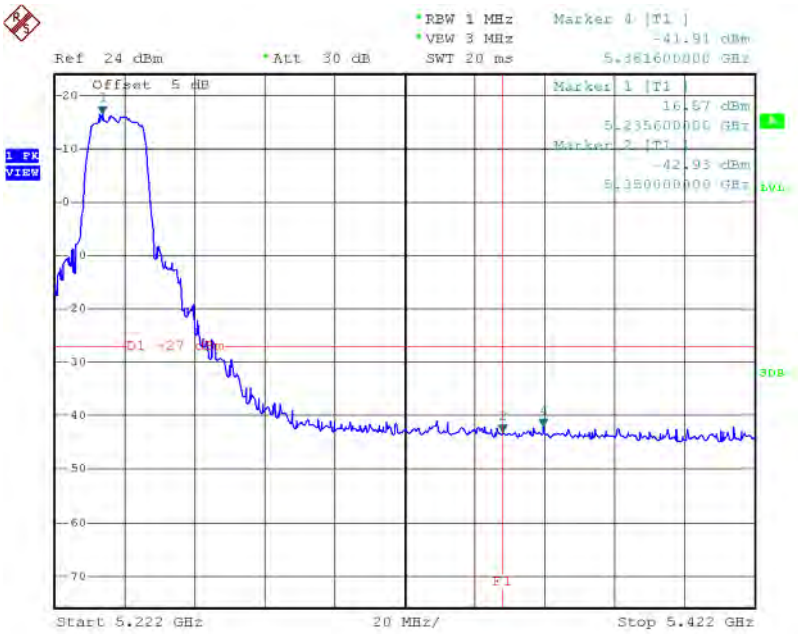

Date: 17.MAR.2015 09:31:58

Test Mode:	UNII-1/TX N20 Mode_ANT 1

TX mode CH36

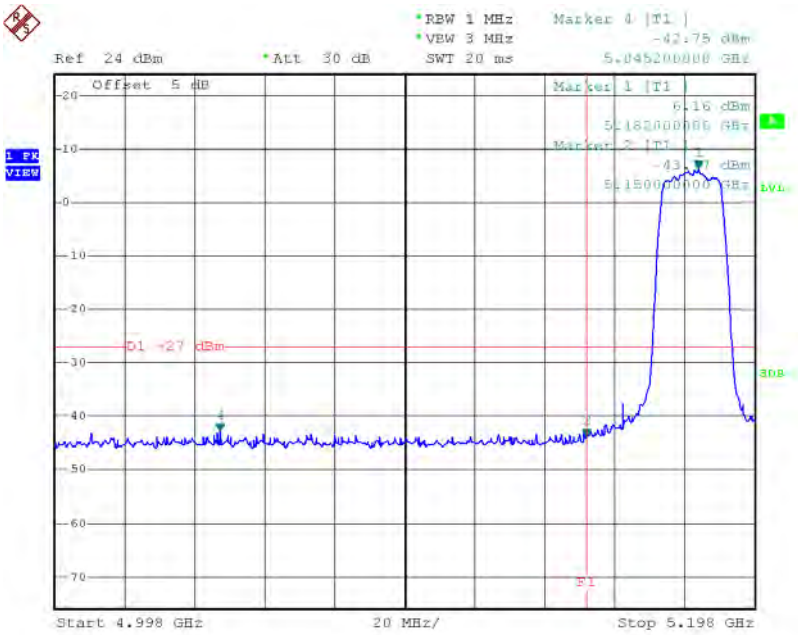

Date: 17.MAR.2015 09:55:55

TX modeCH48

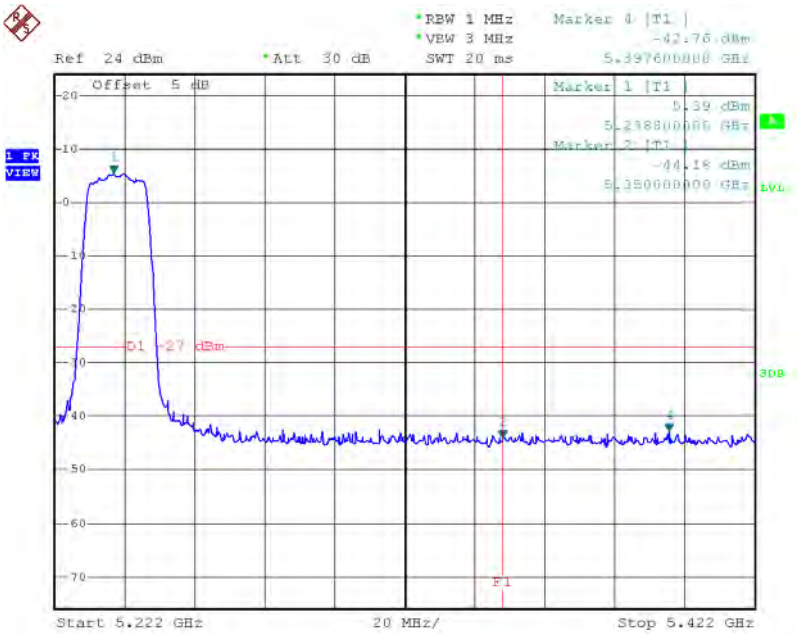

Date: 17.MAR.2015 09:59:00

Test Mode:	UNII-1/TX N20 Mode_ANT 2

TX mode CH36

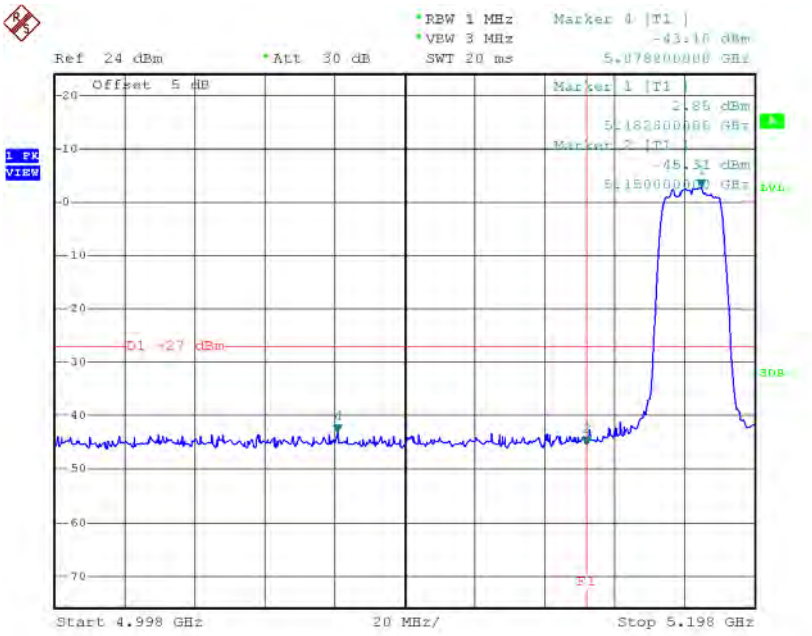

Date: 17.MAR.2015 10:09:32

TX modeCH48

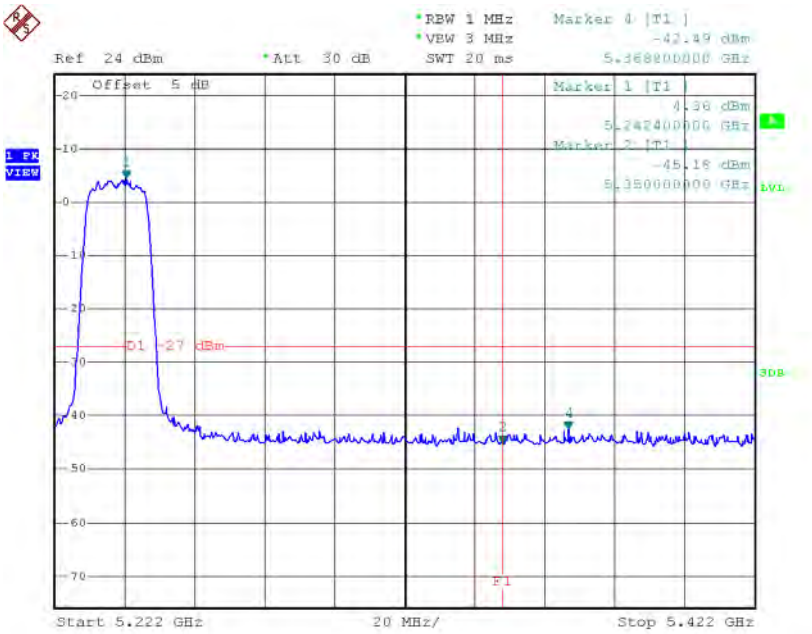

Date: 17.MAR.2015 10:14:25

Test Mode:	UNII-1/TX N40 Mode_ANT 1

TX mode CH38

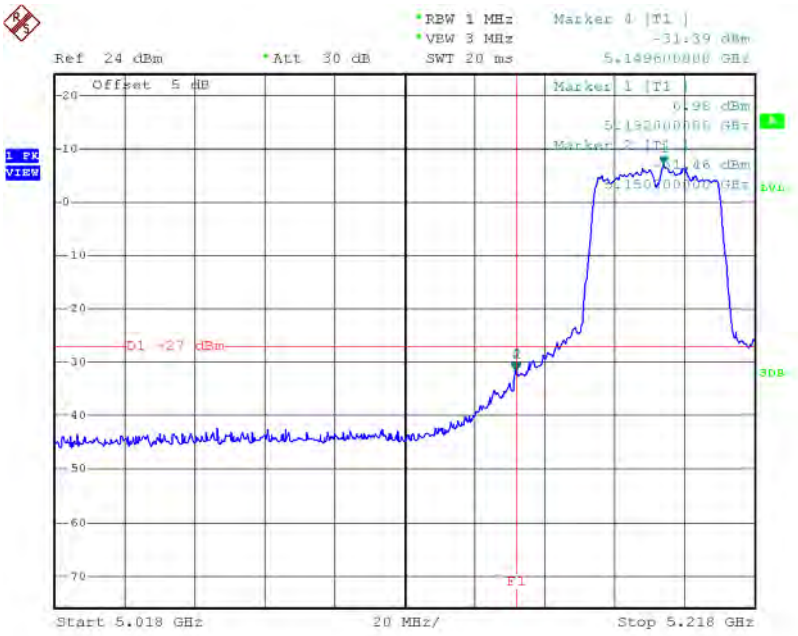

Date: 24.MAR.2015 05:48:22

TX modeCH46

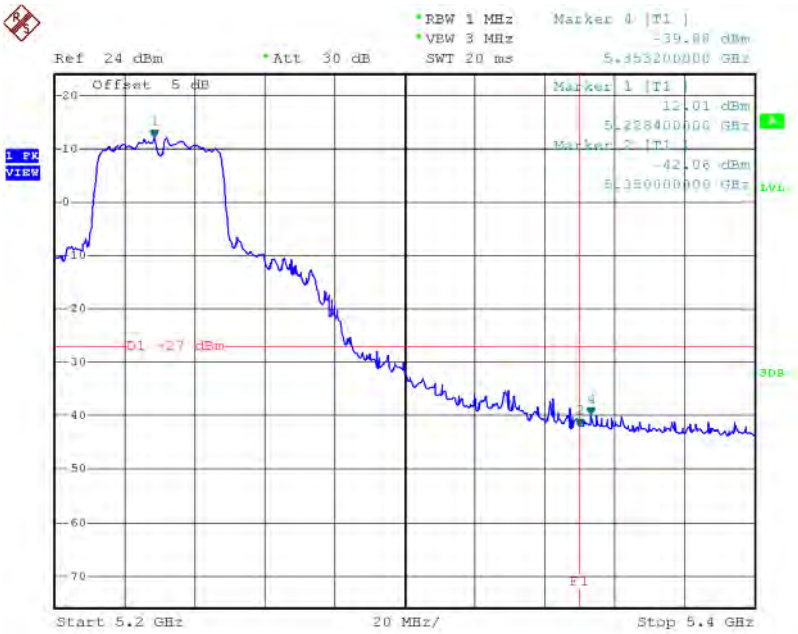

Date: 24.MAR.2015 05:53:49

Test Mode:	UNII-1/TX N40 Mode_ANT 2

TX mode CH38

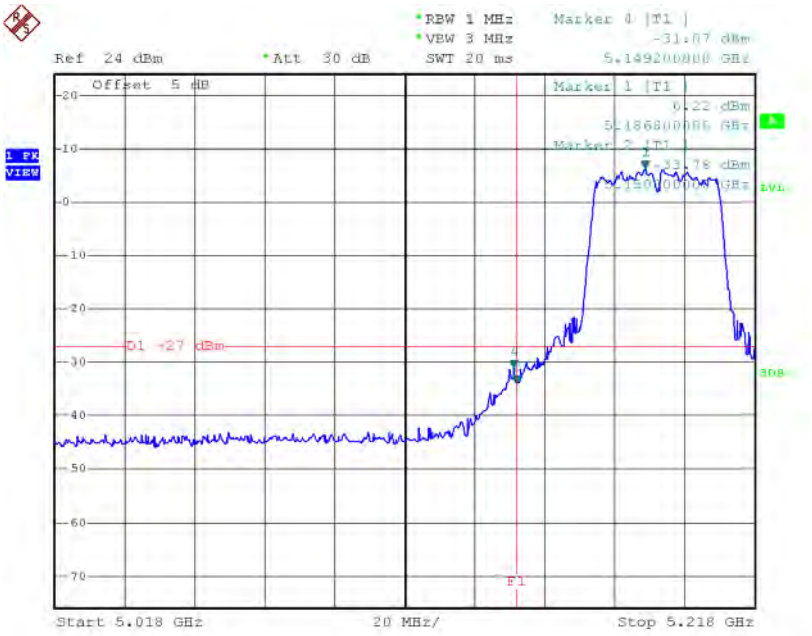

Date: 24.MAR.2015 06:16:33

TX modeCH46

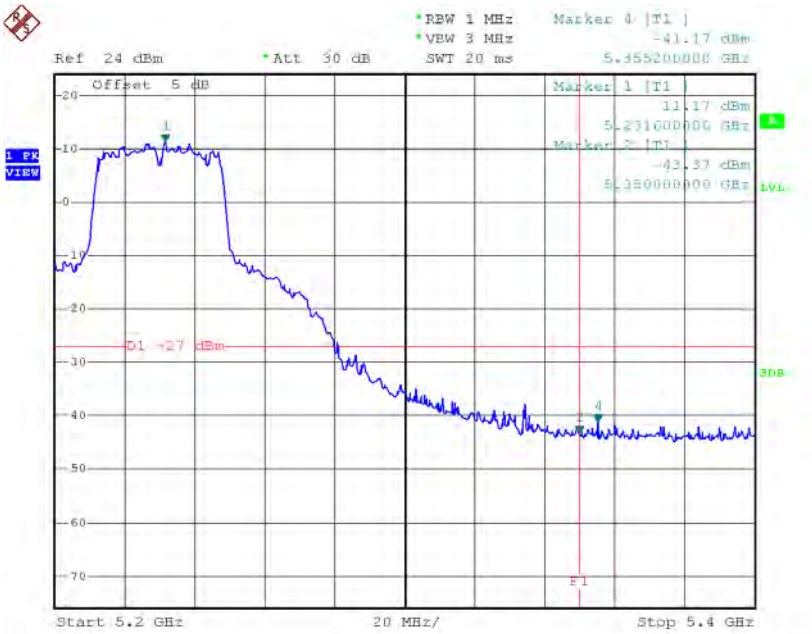

Date: 24.MAR.2015 06:20:06

Test Mode:	UNII-3/TX A Mode

TX A Mode CH149

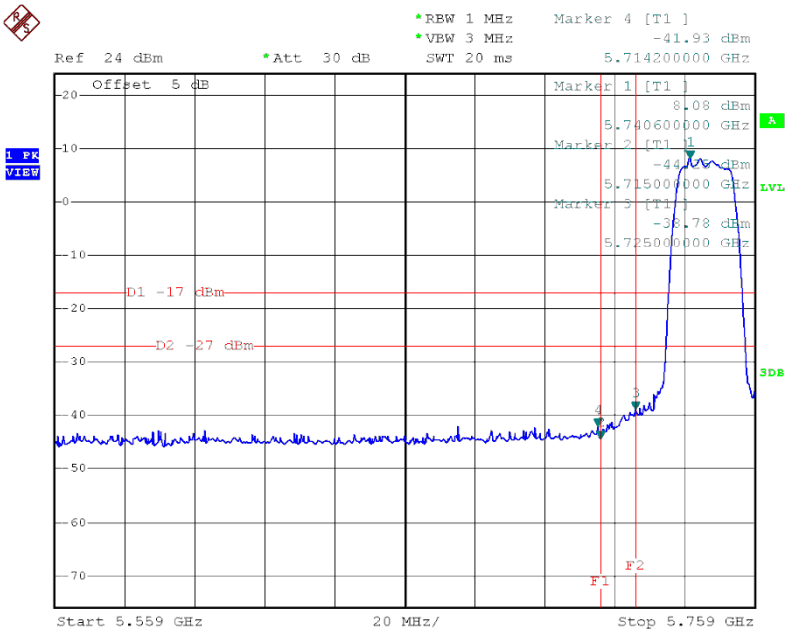

Date: 17.MAR.2015 09:38:51

TX A Mode CH165

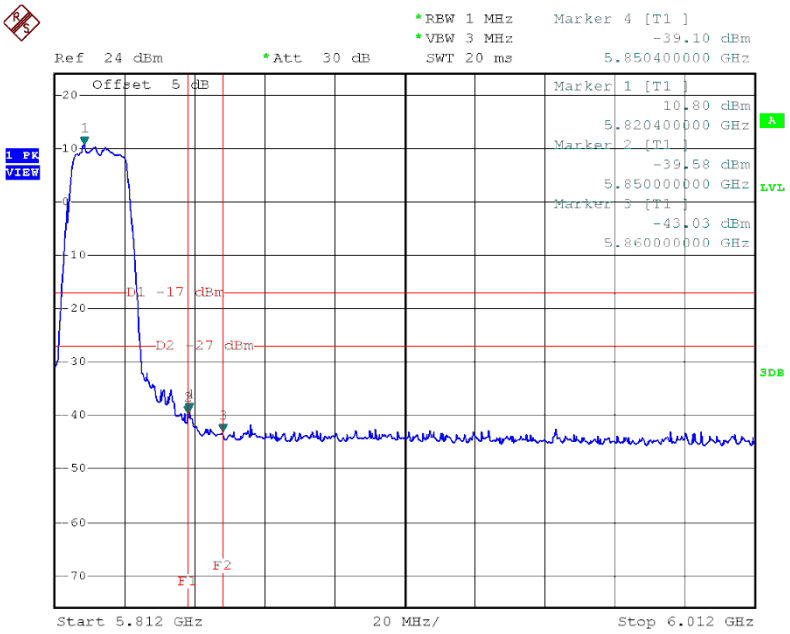

Date: 17.MAR.2015 09:52:03

Test Mode:	UNII-3/TX N20 Mode_ANT 1

TX HT20 mode CH149

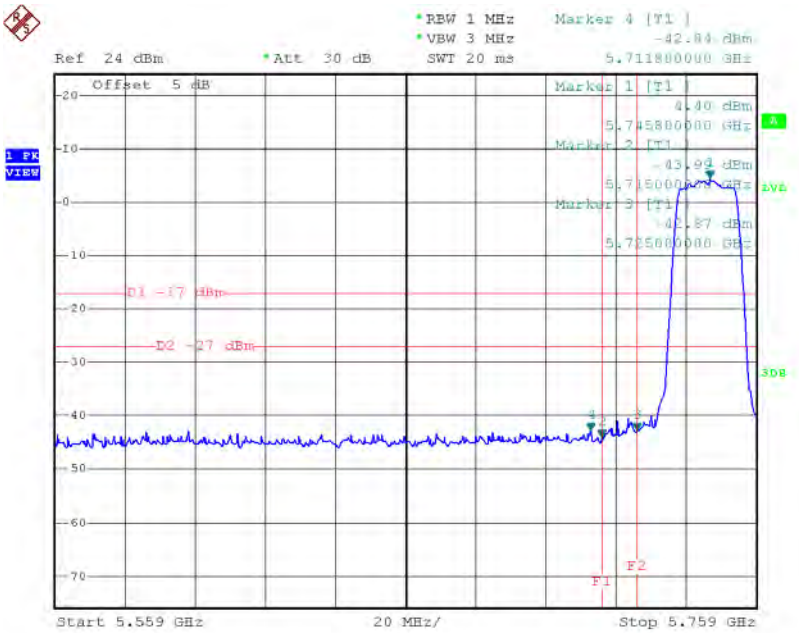

Date: 17.MAR.2015 10:02:09

TX HT20 mode CH165

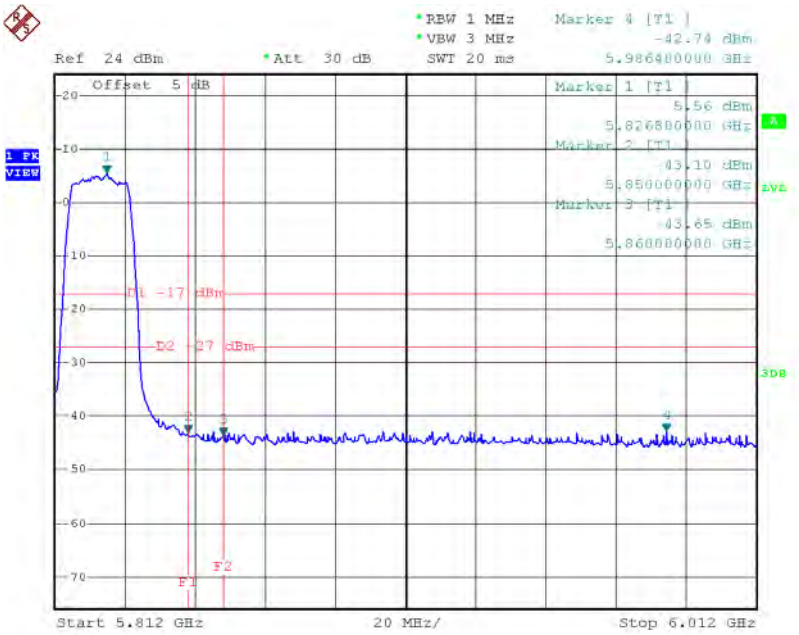

Date: 17.MAR.2015 10:04:40

Test Mode:	UNII-3/TX N20 Mode_ANT 2

TX HT20 mode CH149

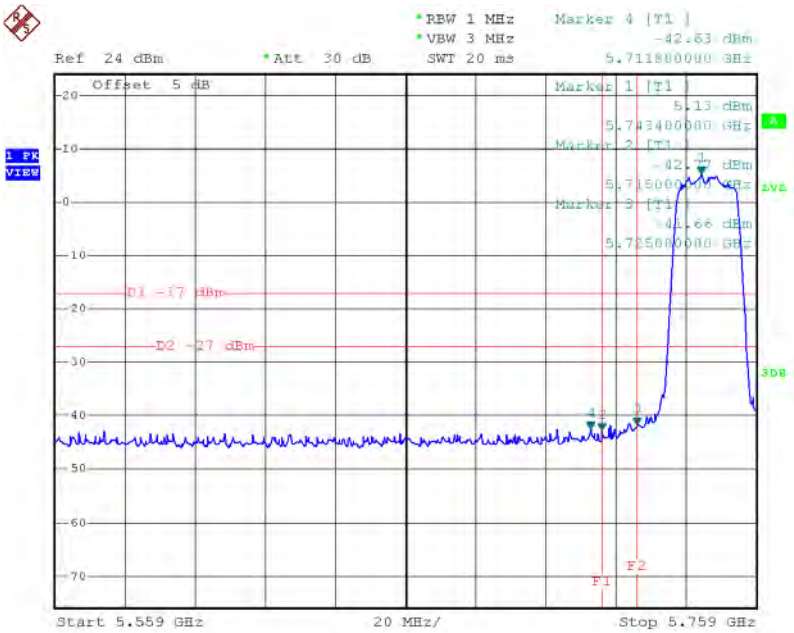

Date: 17.MAR.2015 10:18:10

X HT20 mode CH165

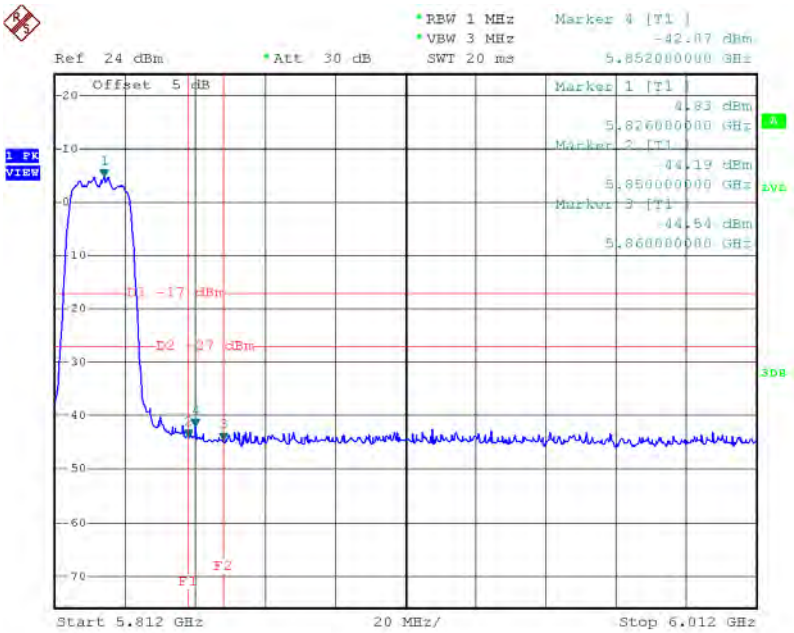

Test Mode:	UNII-3/TX N40 Mode_ANT 1

UNII-3/TX HT40 mode CH151

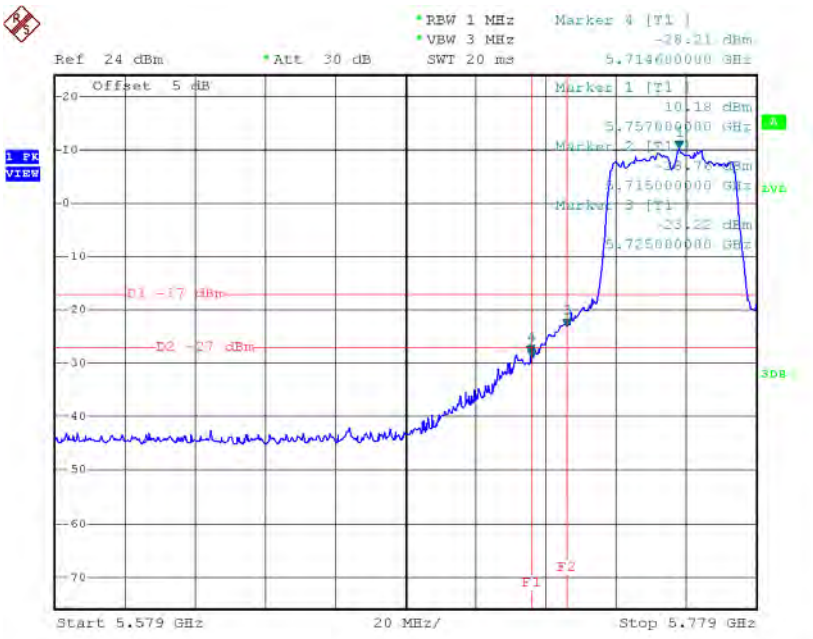

Date: 24.MAR.2015 06:05:46

UNII-3/TX HT40 mode CH159

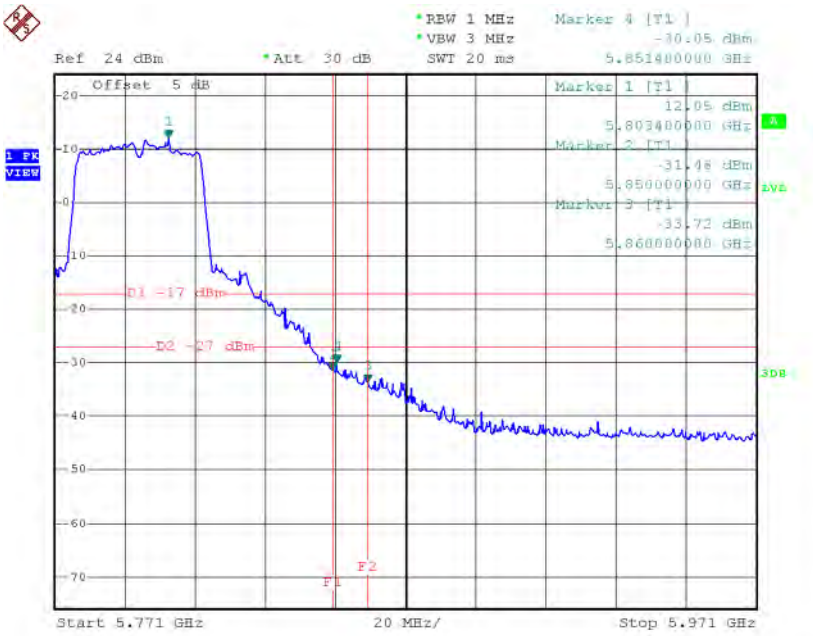

Date: 24.MAR.2015 06:08:10

Test Mode:	UNII-3/TX N40 Mode_ANT 2

TX HT40 mode CH151

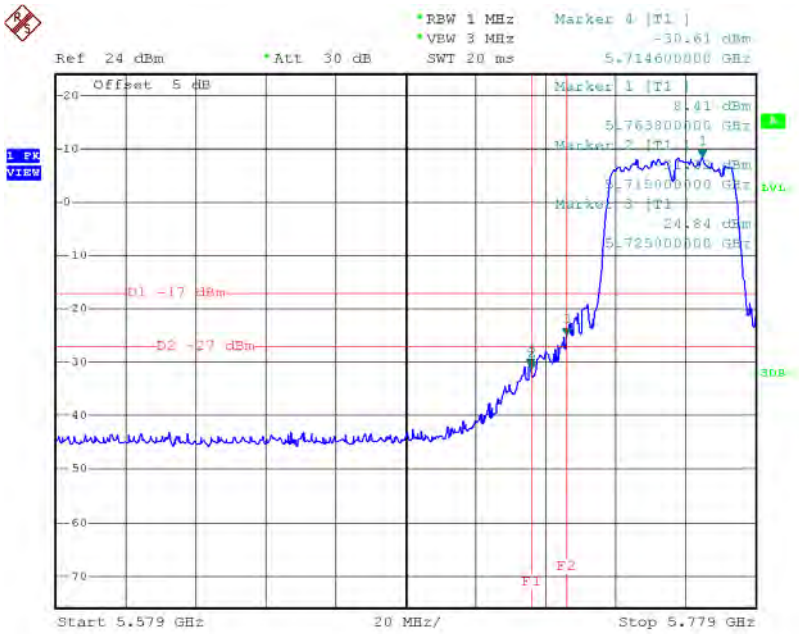

Date: 24.MAR.2015 06:24:31

HT40 mode CH159

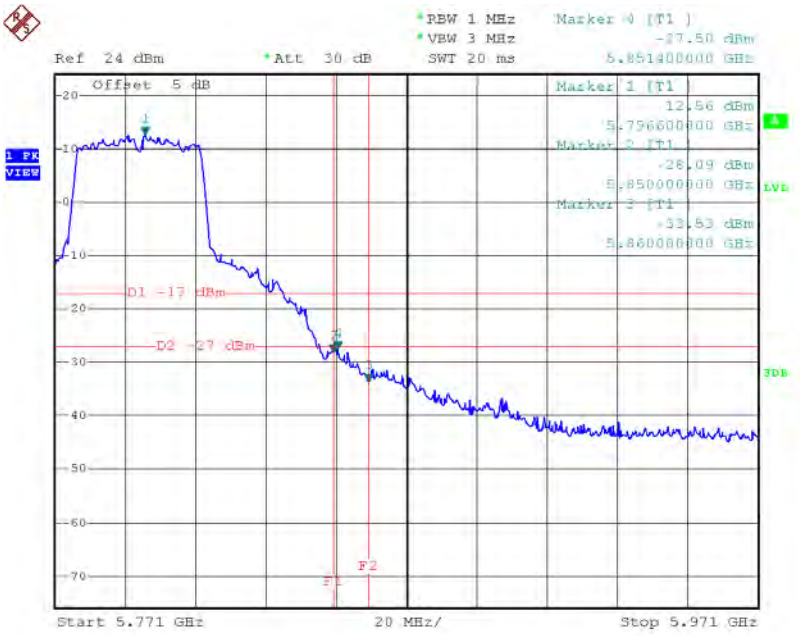

Test Mode:	UNII-1/TX AC20 Mode_ANT 1

TX mode CH36

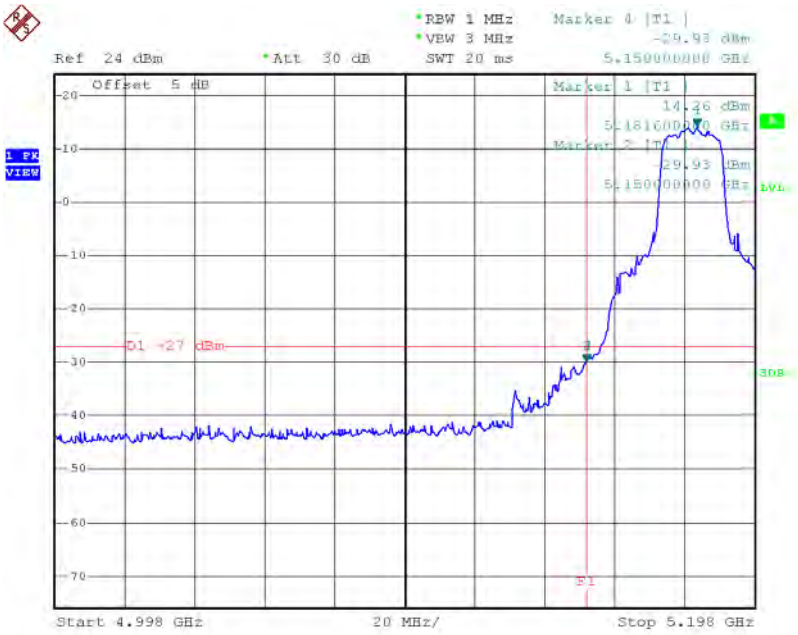

Date: 24.MAR.2015 03:11:26

TX modeCH48

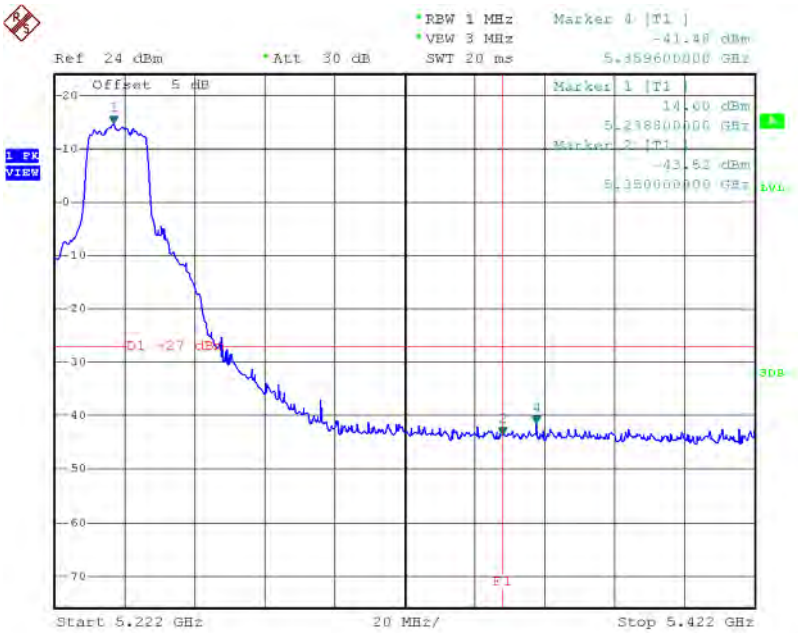

Date: 24.MAR.2015 03:13:30

Test Mode:	UNII-1/TX AC20 Mode_ANT 2

TX mode CH36

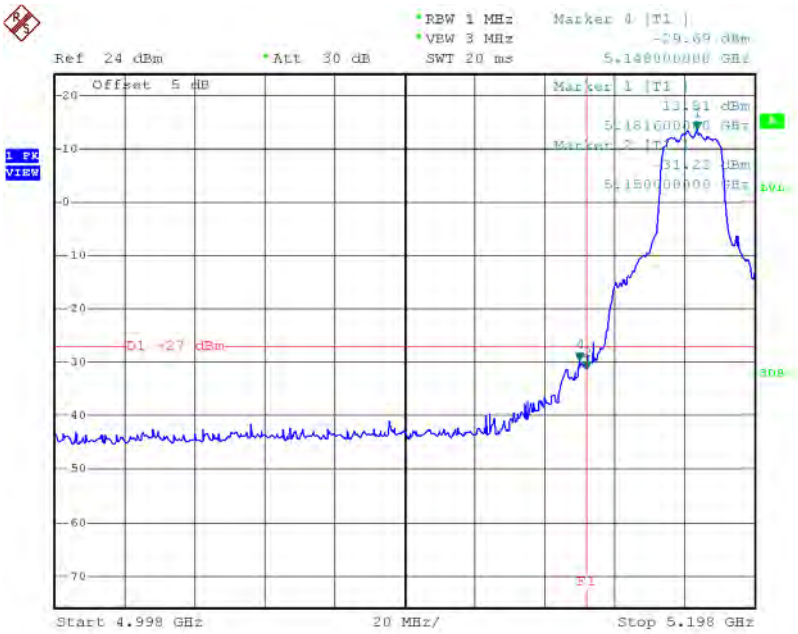

Date: 24.MAR.2015 03:35:52

TX modeCH48

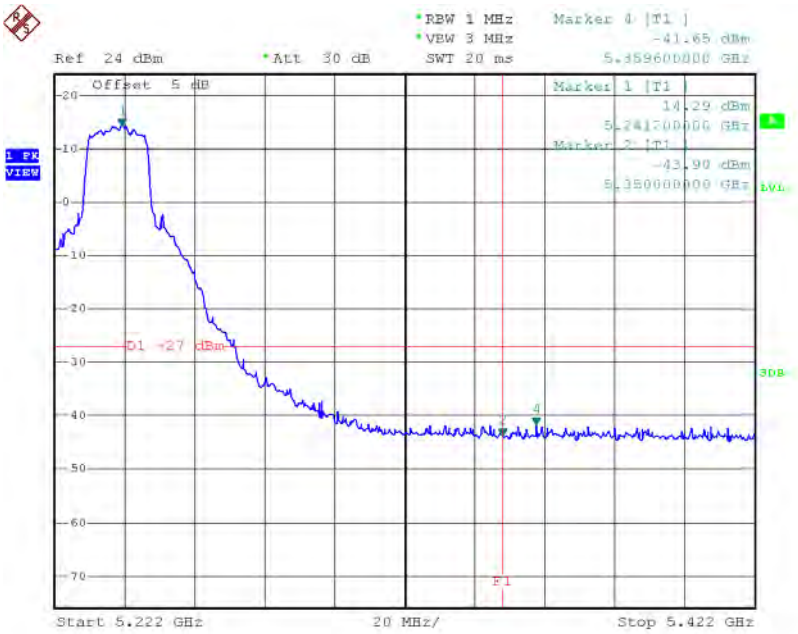

Date: 24.MAR.2015 03:41:04

Test Mode:	UNII-1/TX AC40 Mode_ANT 1

TX mode CH38

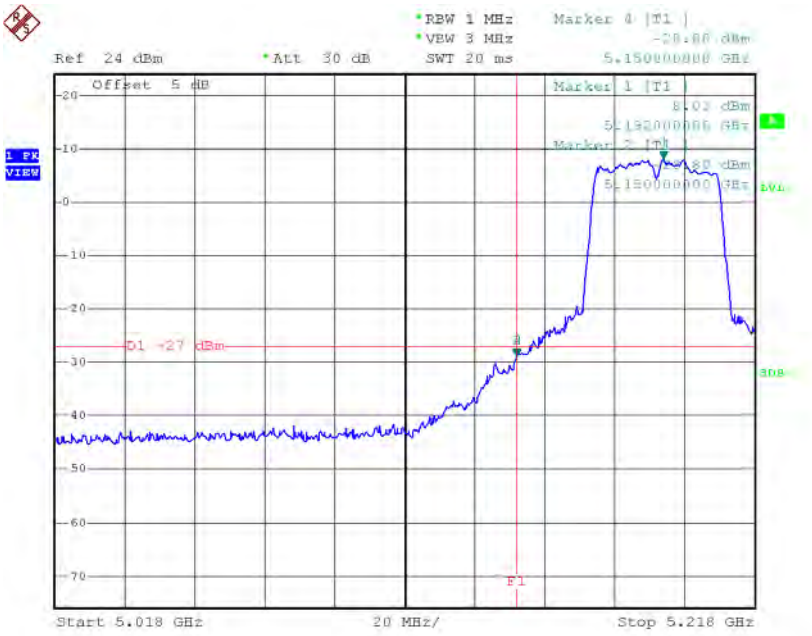

Date: 24.MAR.2015 04:24:56

TX modeCH46

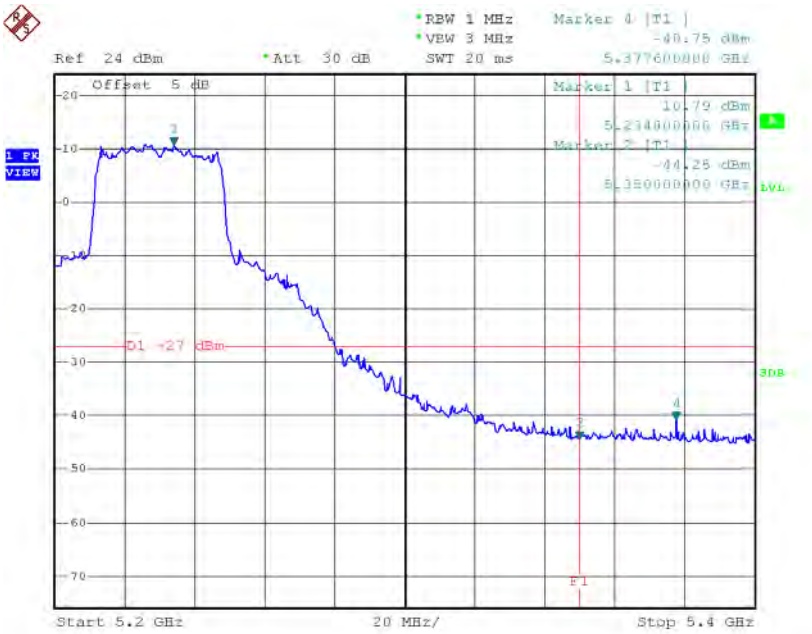

Date: 24.MAR.2015 04:32:17

Test Mode:	UNII-1/TX AC40 Mode_ANT 2

TX mode CH38

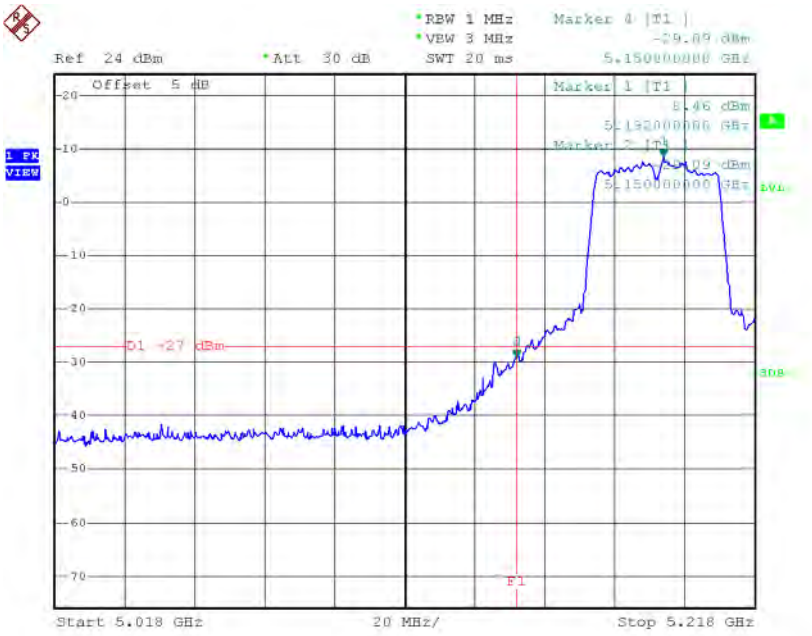

Date: 24.MAR.2015 05:12:08

TX modeCH46

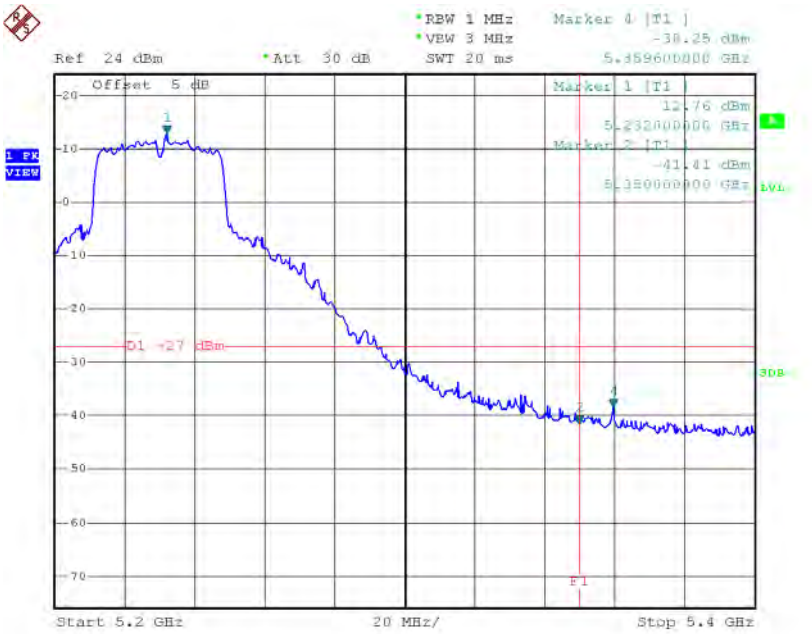

Date: 24.MAR.2015 05:16:12

Test Mode:	UNII-1/TX AC80 Mode_ANT 1

TX mode CH42

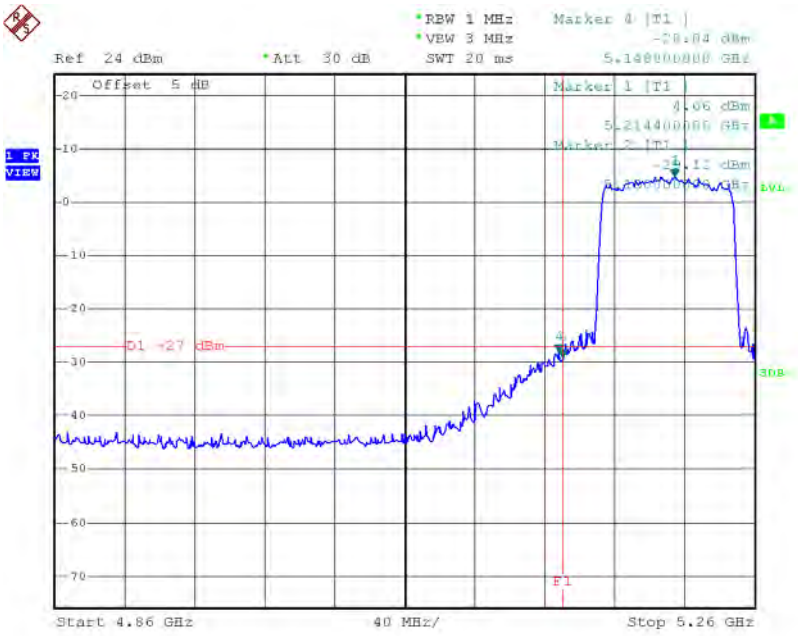

Date: 24.MAR.2015 06:36:20

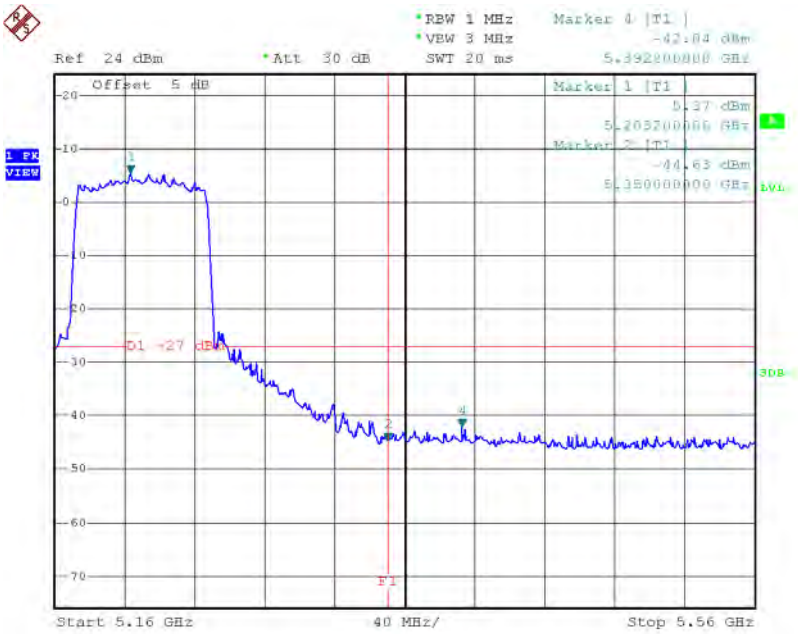

Date: 24.MAR.2015 06:36:41

Test Mode:	UNII-1/TX AC80 Mode_ANT 2

TX mode CH42

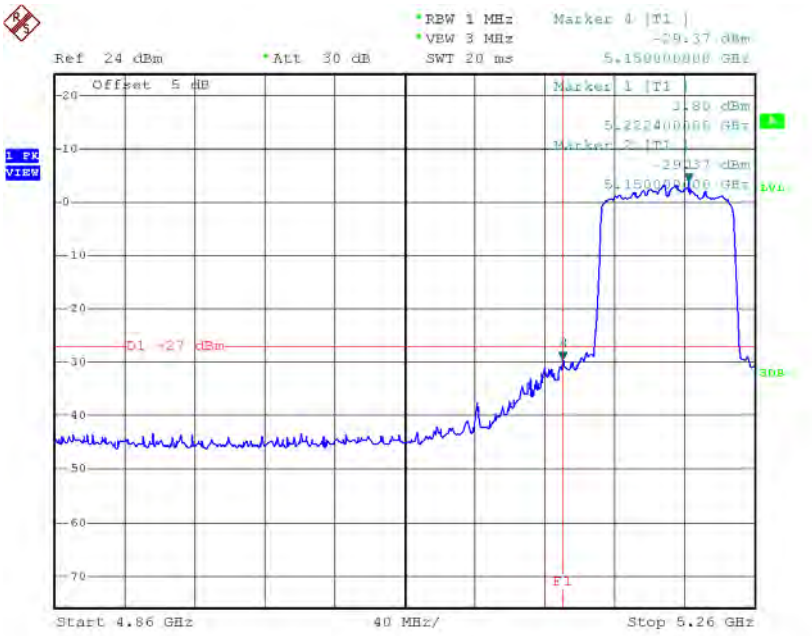

Date: 24.MAR.2015 06:53:35

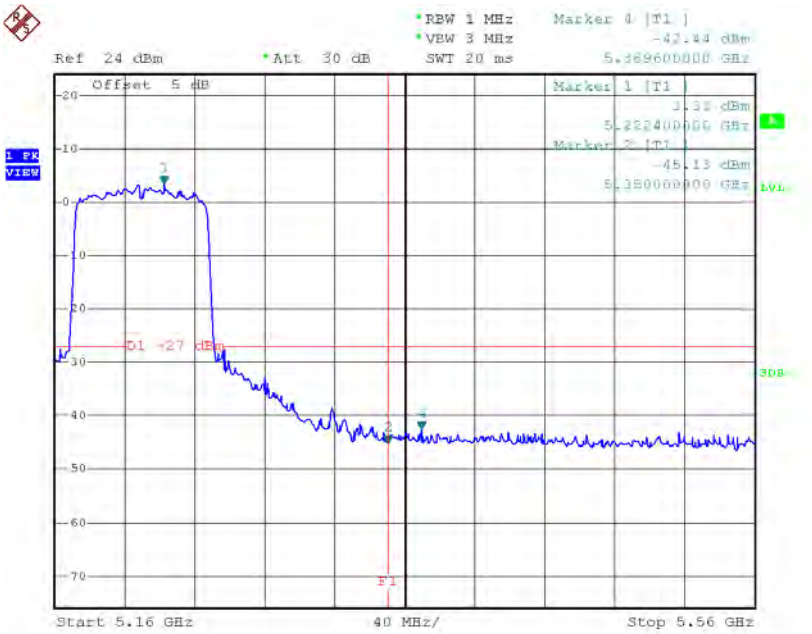

Date: 24.MAR.2015 06:53:49

Test Mode:	UNII-3/TX AC20 Mode_ANT 1

TXAC HT20 mode CH149

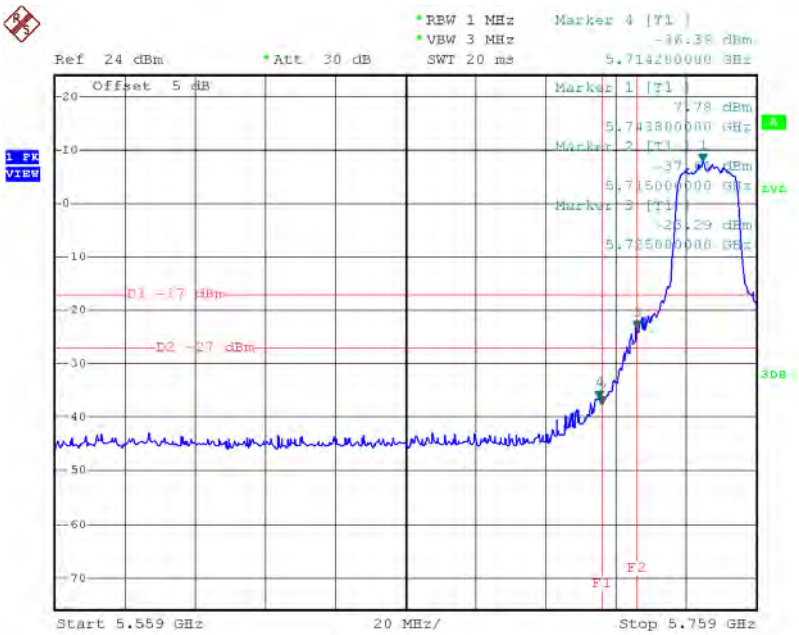

Date: 24.MAR.2015 03:16:07

TXAC HT20 mode CH165

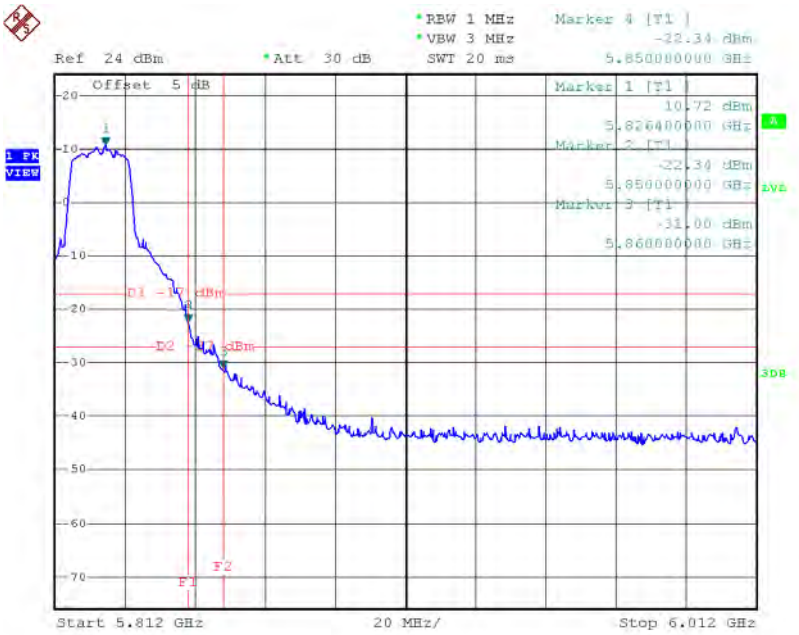

Date: 24.MAR.2015 03:25:06

Test Mode:	UNII-3/TX AC20 Mode_ANT 2

TXAC HT20 mode CH149

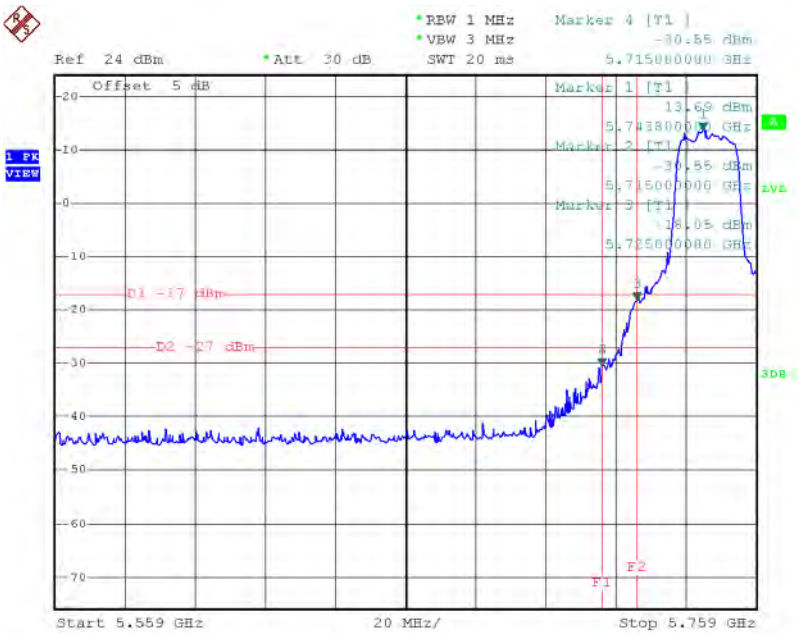

Date: 24.MAR.2015 03:43:40

TXAC HT20 mode CH165

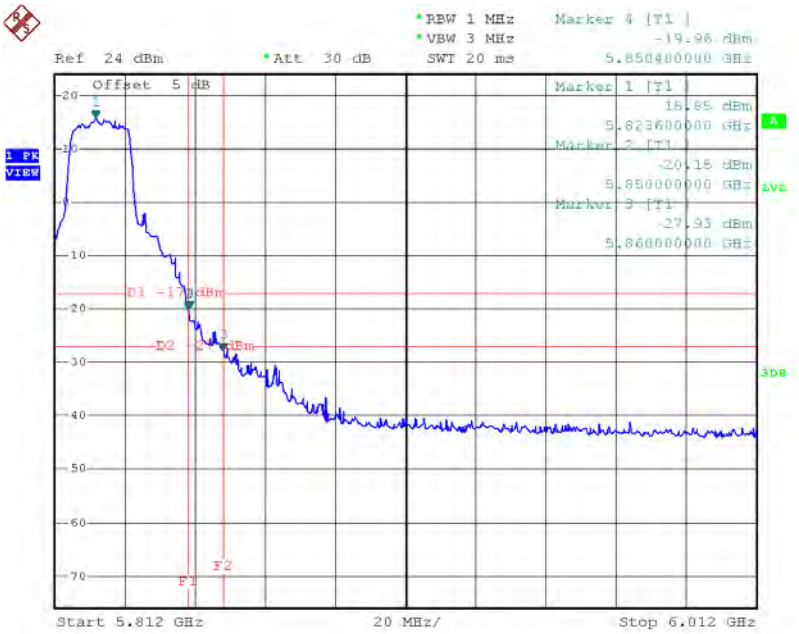

Test Mode:	UNII-3/TX AC40 Mode_ANT 1

TXAC HT40 mode CH151

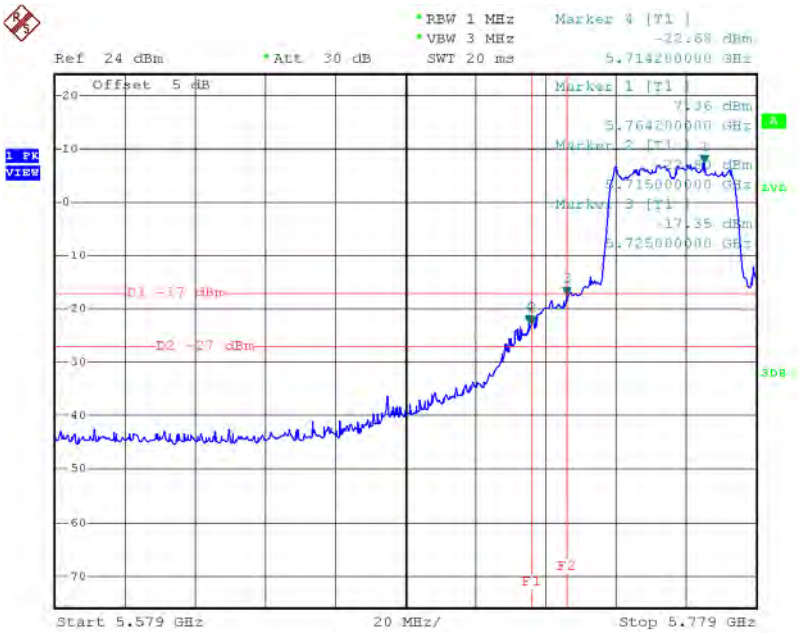

Date: 24.MAR.2015 04:49:03

TXAC HT40 mode CH159

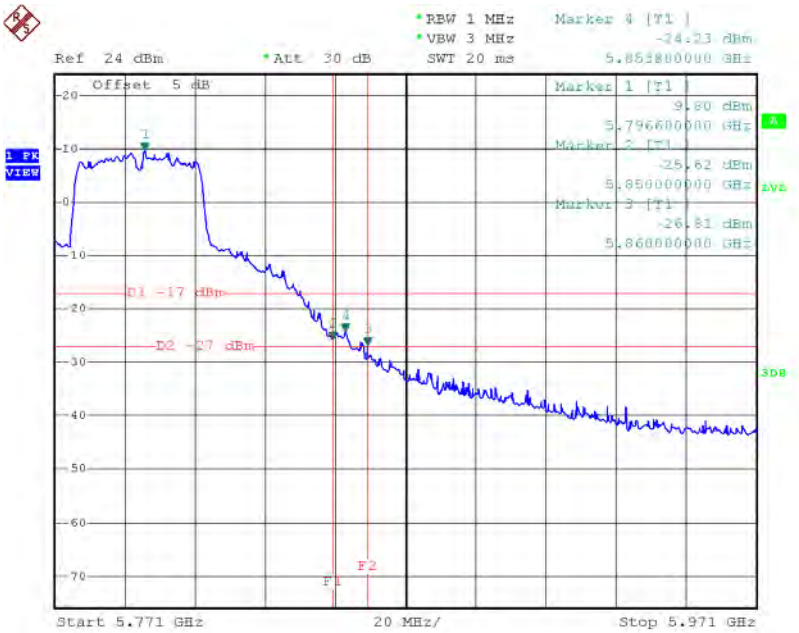

Date: 24.MAR.2015 05:00:06

Test Mode:	UNII-3/TX AC40 Mode_ANT 2

TX AC HT40 mode CH151

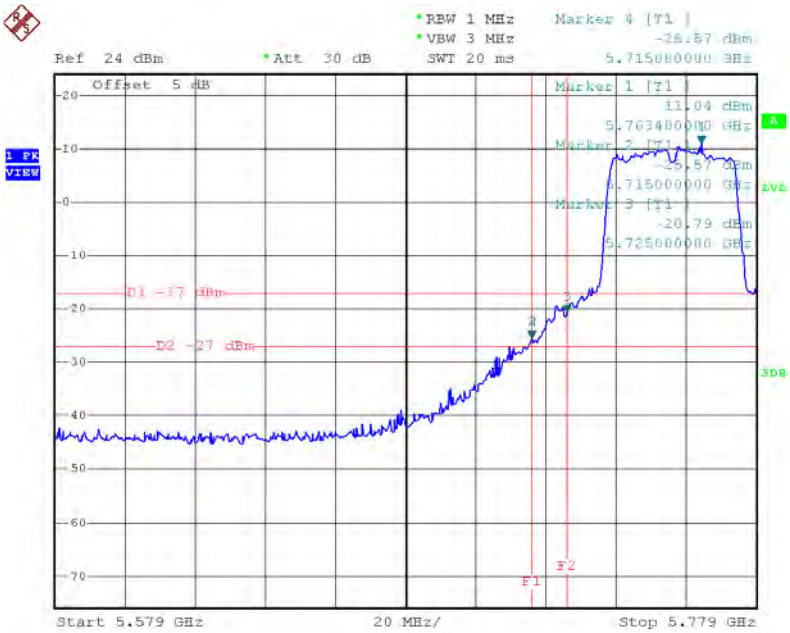

Date: 24.MAR.2015 05:28:51

TX AC HT40 mode CH159

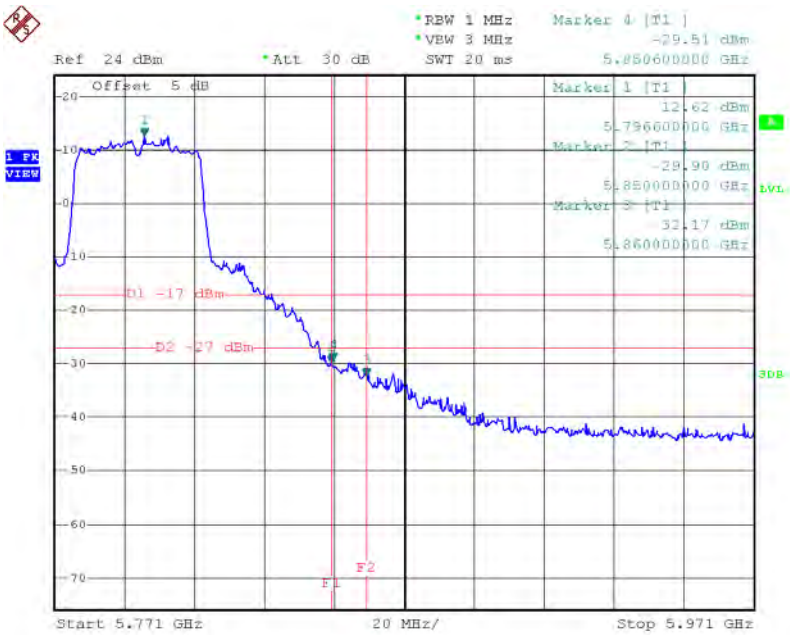

Test Mode:	UNII-3/TX AC80 Mode_ANT 1

TXAC HT80 mode CH155

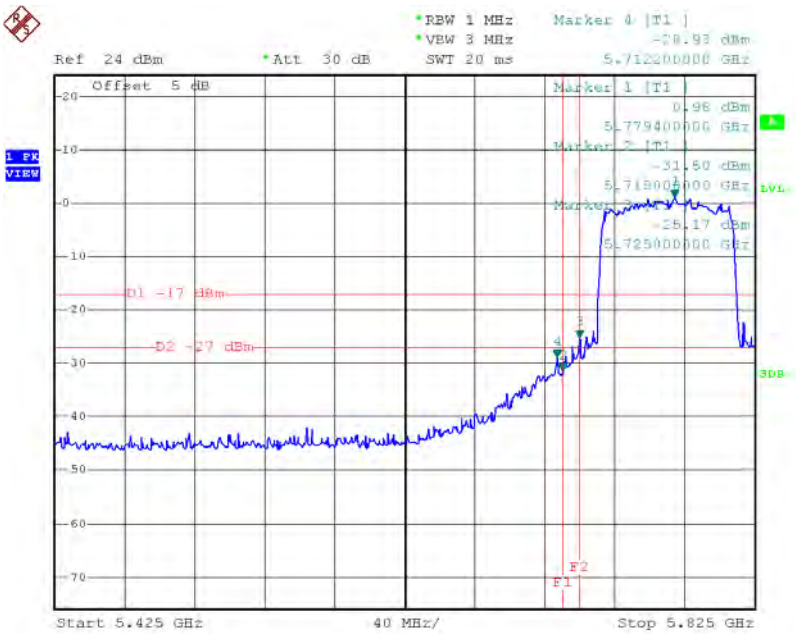

Date: 24.MAR.2015 06:42:49

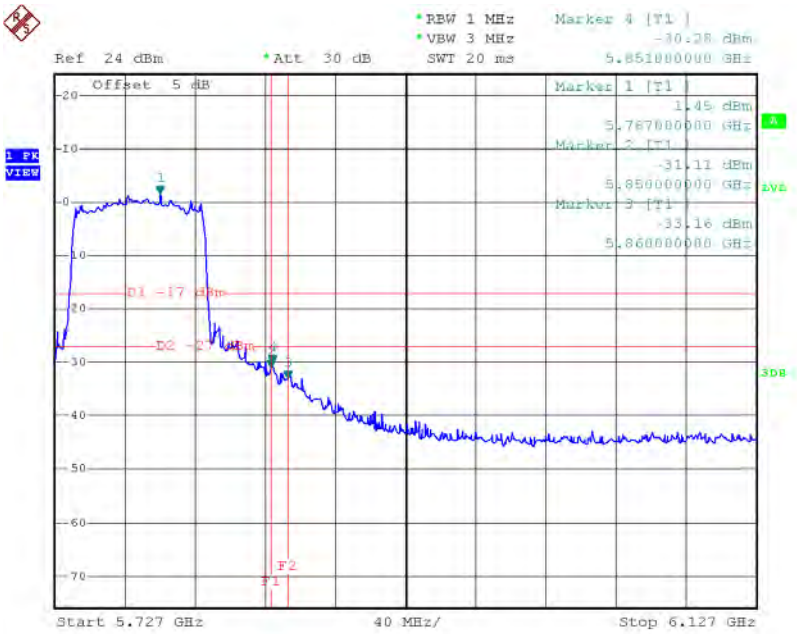

Date: 24.MAR.2015 06:43:13

Test Mode:	UNII-3/TX AC80 Mode_ANT 2

TX AC HT80 mode CH155

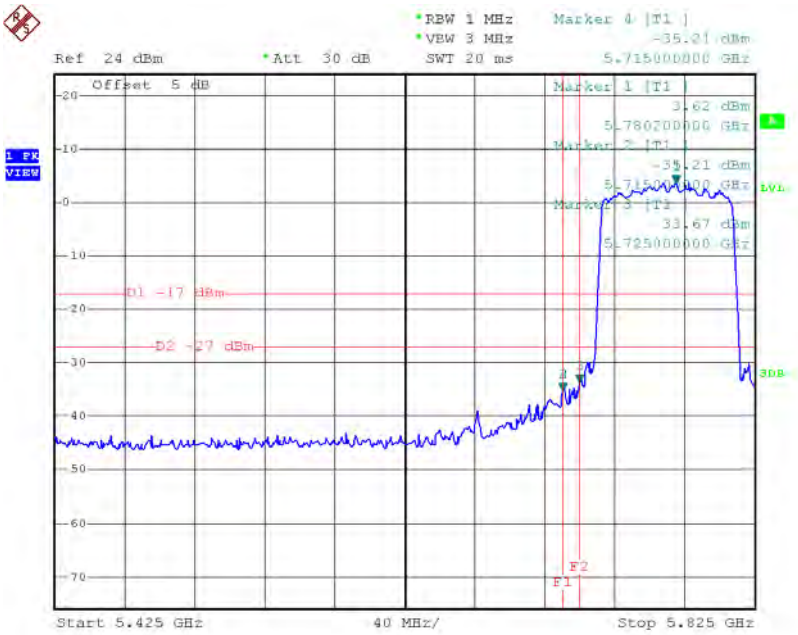

Date: 24.MAR.2015 07:04:55

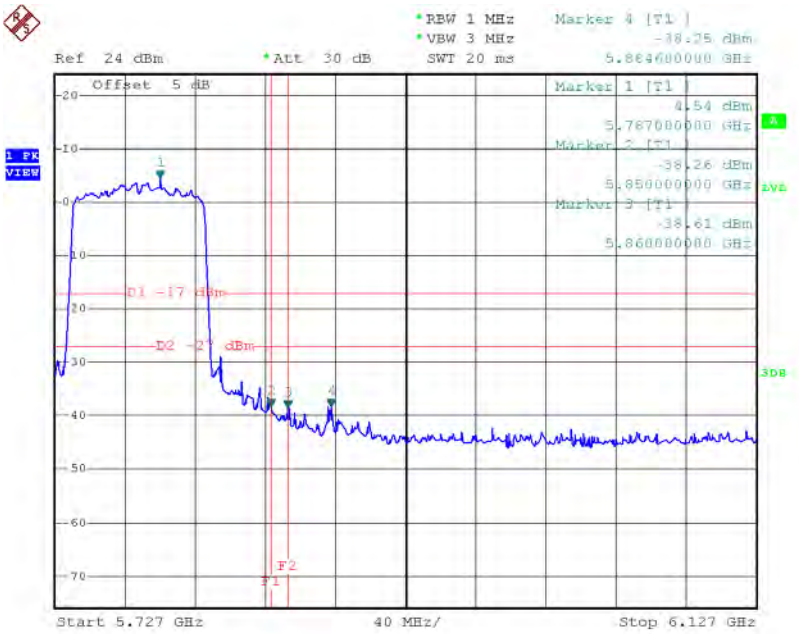

Date: 24.MAR.2015 07:05:03

ATTACHMENTH - POWER SPECTRAL DENSITY

Test Mode: UNII-1/ TX A Mode_CH36/CH40/CH48

Channel	Frequency (MHz)	Power Density (dBm/MHz)	Duty Factor (dBm/MHz)	Power Density+Duty Factor (dBm/MHz)	Limit (dBm/MHz)
CH36	5180	4.55	0.49	5.04	17.00
CH40	5200	4.40	0.49	4.89	17.00
CH48	5240	4.38	0.49	4.87	17.00

CH36

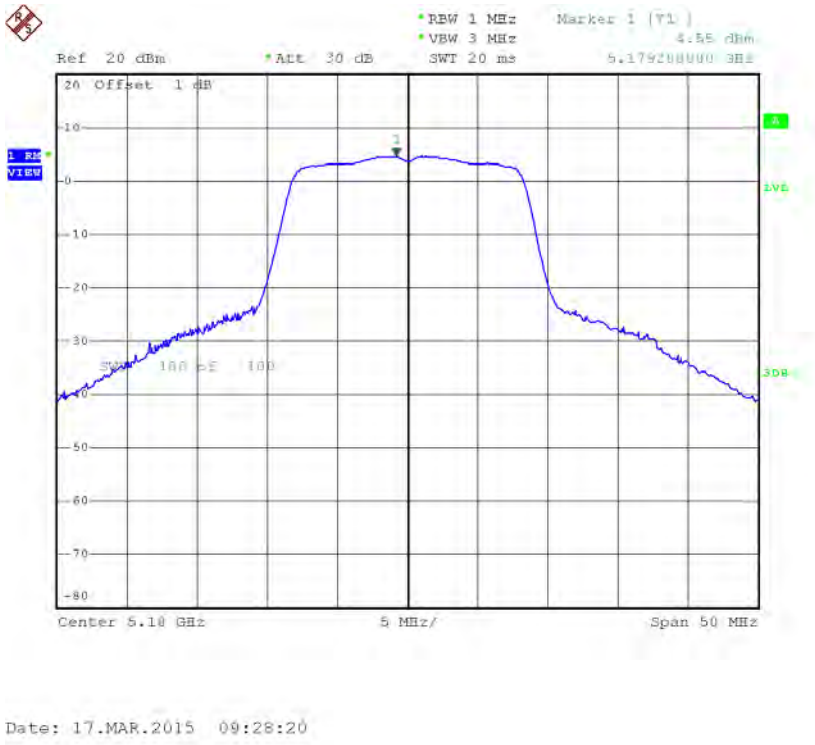

CH40

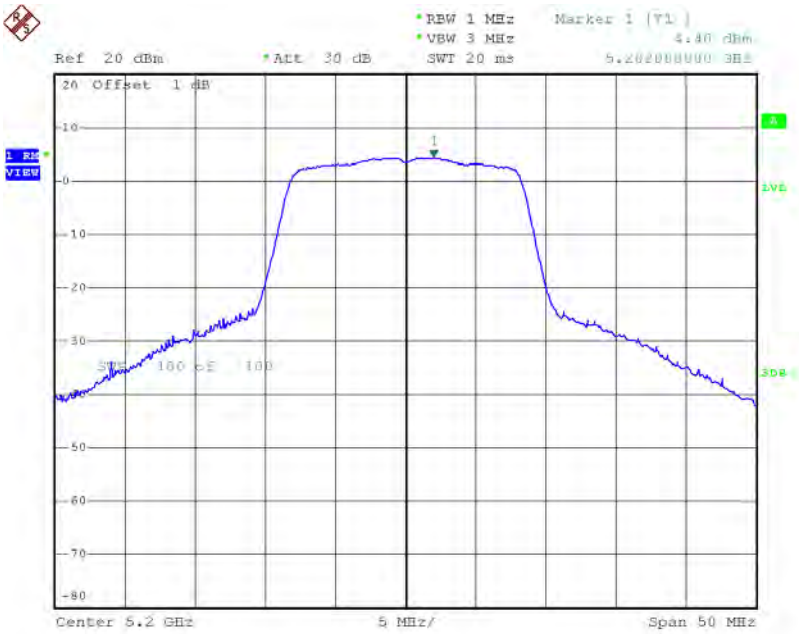

Date: 17.MAR.2015 09:30:23

CH48

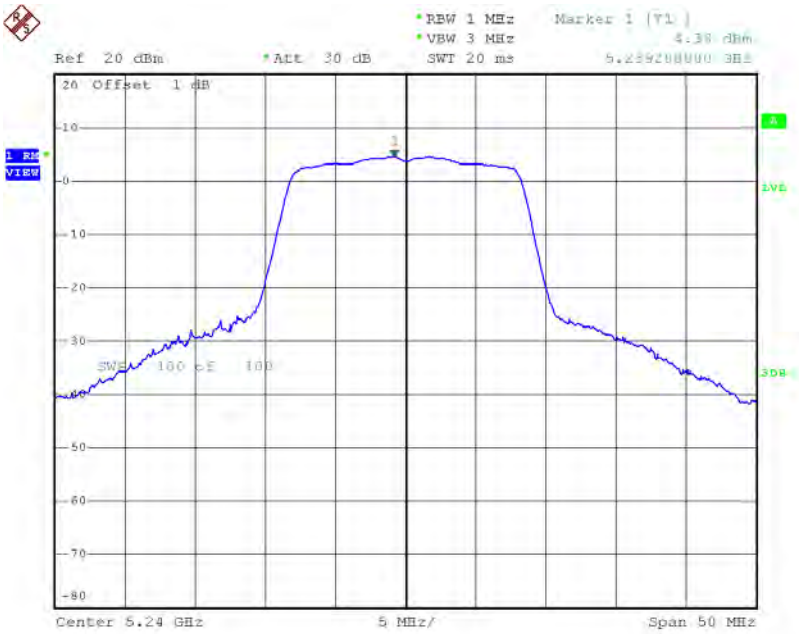

Date: 17.MAR.2015 09:31:51

Test Mode: UNII-1/TX N20 Mode_CH36/CH40/CH48_ANT 1

Channel	Frequency (MHz)	Power Density (dBm/MHz)	Duty Factor (dBm/MHz)	Power Density+Duty Factor (dBm/MHz)	Limit (dBm/MHz)
CH36	5180	-5.57	0.97	-4.60	17.00
CH40	5200	-5.85	0.97	-4.88	17.00
CH48	5240	-6.03	0.97	-5.06	17.00

CH36

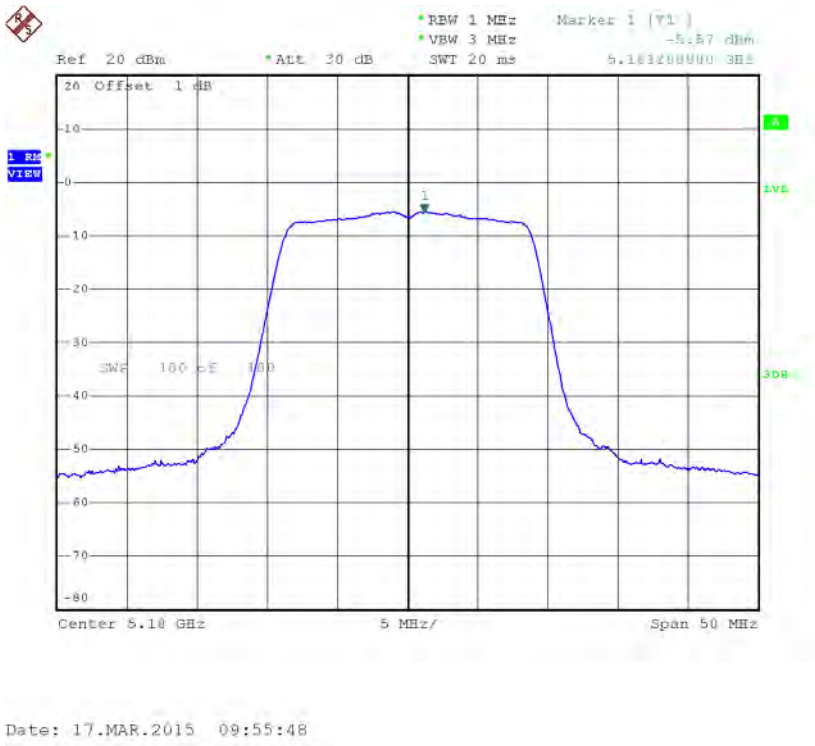

CH40

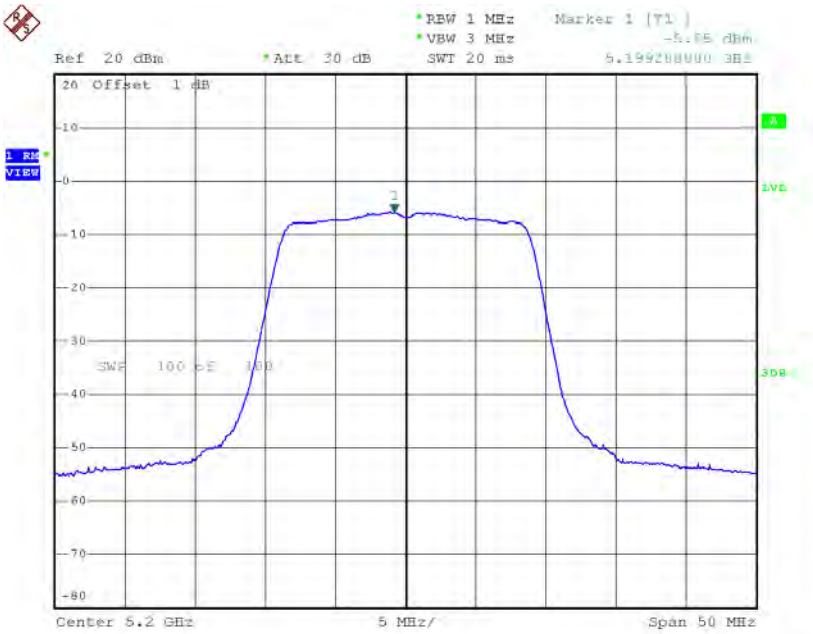

Date: 17.MAR.2015 09:57:21

CH48

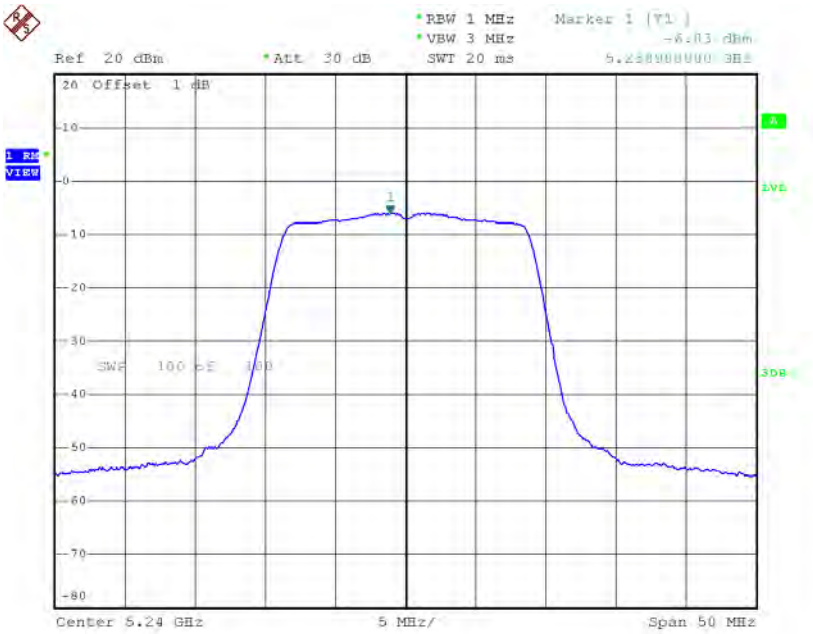

Date: 17.MAR.2015 09:58:53

Test Mode: UNII-1/TX N20 Mode_CH36/CH40/CH48_ANT 2

Channel	Frequency (MHz)	Power Density (dBm/MHz)	Duty Factor (dBm/MHz)	Power Density+Duty Factor (dBm/MHz)	Limit (dBm/MHz)
CH36	5180	-9.21	0.97	-8.24	17.00
CH40	5200	-8.67	0.97	-7.70	17.00
CH48	5240	-7.58	0.97	-6.61	17.00

CH36

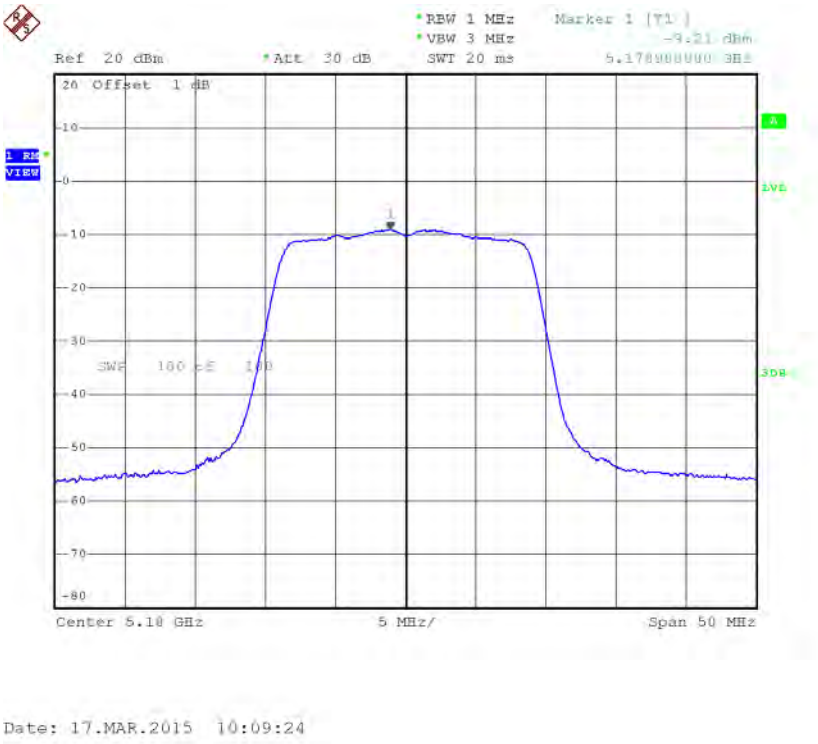

CH40

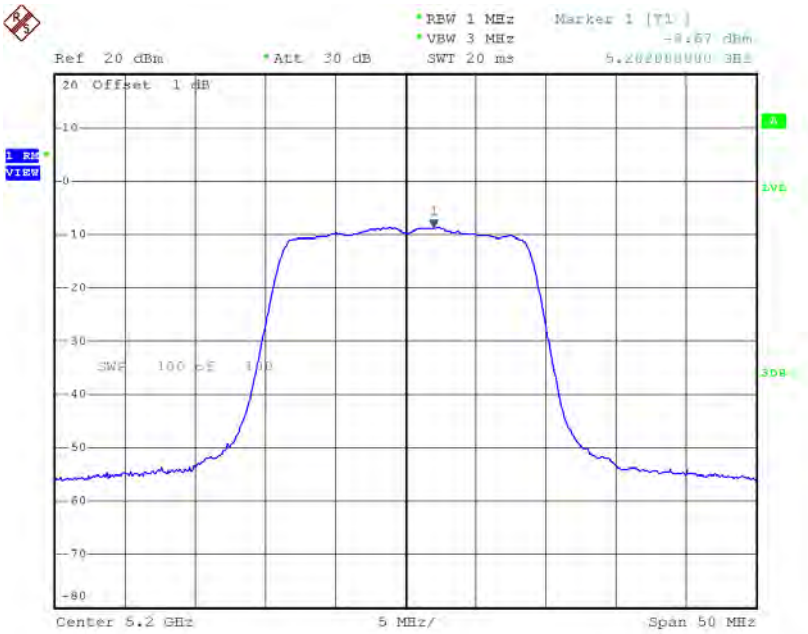

Date: 17.MAR.2015 10:13:26

CH48

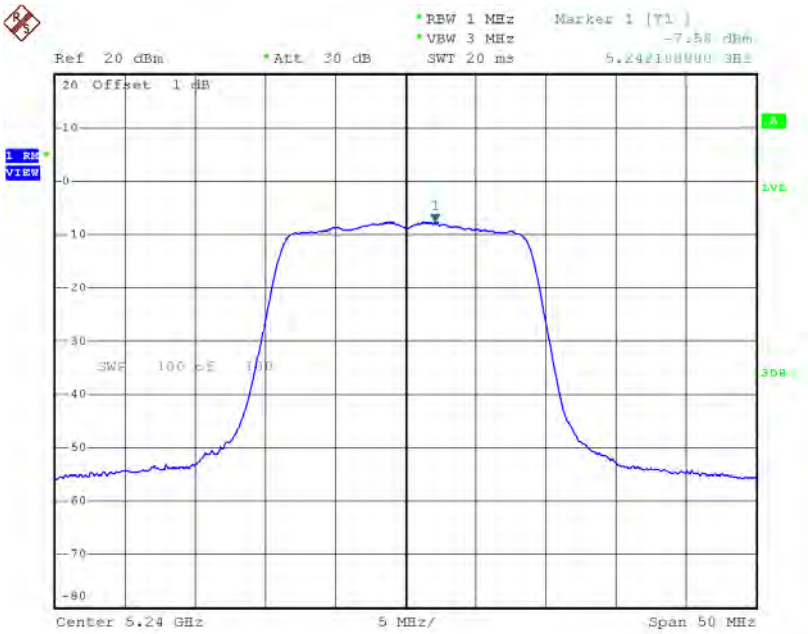

Date: 17.MAR.2015 10:14:17

Test Mode: UNII-1/TX N20 Mode_CH36/CH40/CH48_Total

Channel	Frequency (MHz)	Power Density (dBm/MHz)	Limit (dBm/MHz)
CH36	5180	-3.04	17.00
CH40	5200	-3.05	17.00
CH48	5240	-2.75	17.00

Test Mode: UNII-1/TX N40 Mode_CH38/CH46_ANT 1

Channel	Frequency (MHz)	Power Density (dBm/MHz)	Duty Factor (dBm/MHz)	Power Density+Duty Factor (dBm/MHz)	Limit (dBm/MHz)
CH38	5190	-5.16	1.80	-3.36	17.00
CH46	5230	0.02	1.80	1.82	17.00

CH38

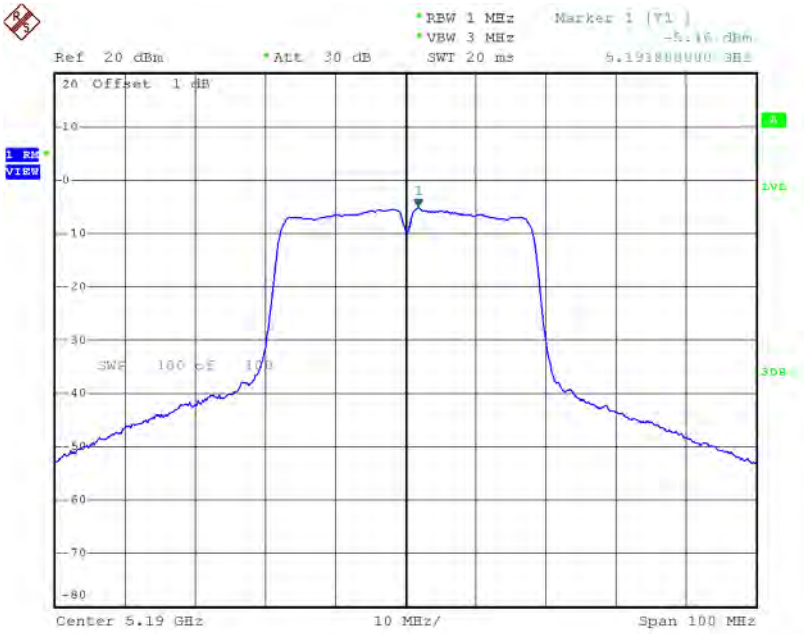

Date: 24.MAR.2015 05:48:14

CH46

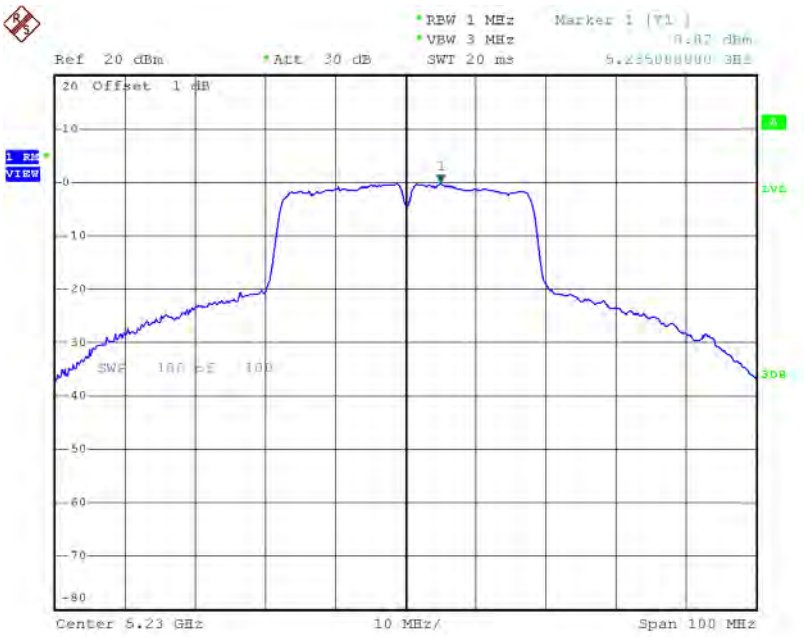

Date: 24.MAR.2015 05:53:42

Test Mode: UNII-1/TX N40 Mode_CH38/CH46_ANT 2

Channel	Frequency (MHz)	Power Density (dBm/MHz)	Duty Factor (dBm/MHz)	Power Density+Duty Factor (dBm/MHz)	Limit (dBm/MHz)
CH38	5190	-5.91	1.80	-4.11	17.00
CH46	5230	-1.06	1.80	0.74	17.00

CH38

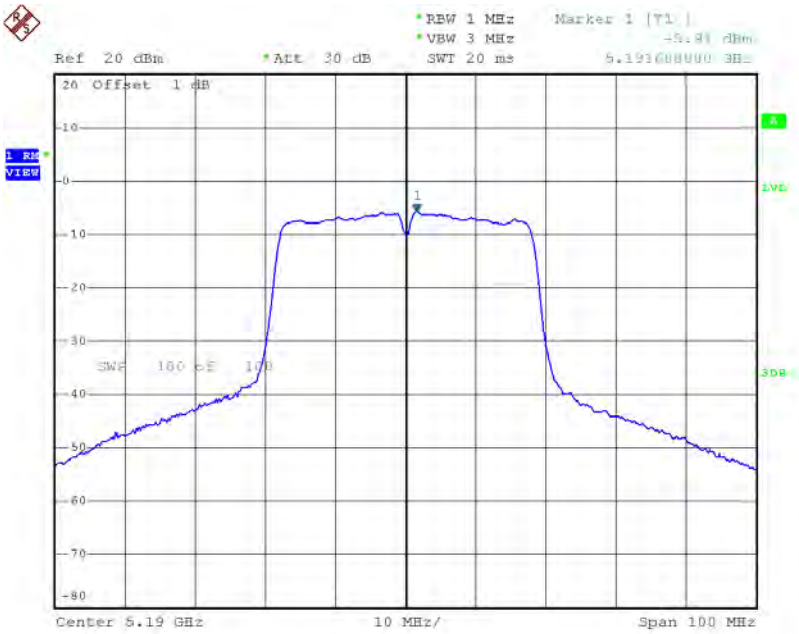

Date: 24.MAR.2015 06:16:26

CH46

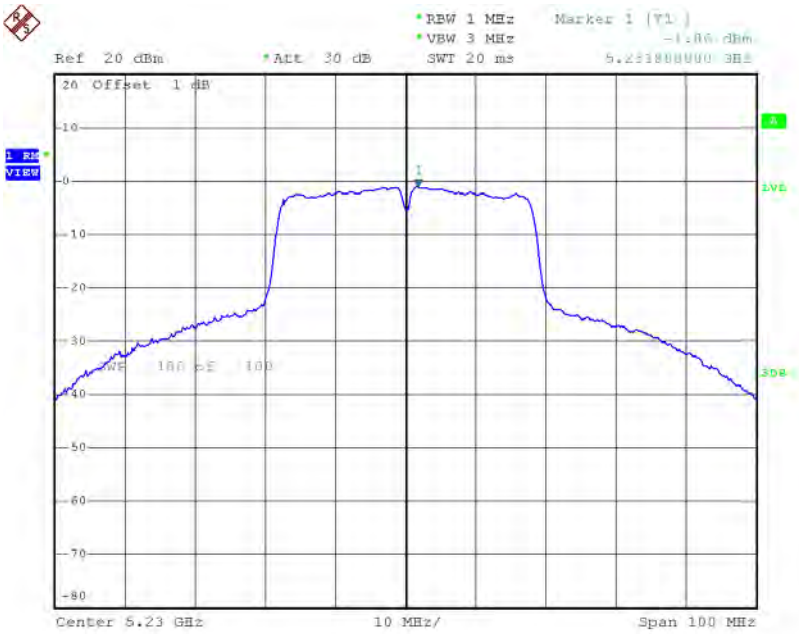

Date: 24.MAR.2015 06:19:59

Test Mode: UNII-1/TX N40 Mode_CH38/CH46_Total

Channel	Frequency (MHz)	Power Density (dBm/MHz)	Limit (dBm/MHz)
CH38	5190	-0.71	17.00
CH46	5230	4.33	17.00

Test Mode: UNII-3/TX A Mode_CH149/CH157/CH165

Channel	Frequency (MHz)	Power Density (dBm/MHz)	Duty Factor (dBm/MHz)	Power Density+Duty Factor (dBm/MHz)	Limit (dBm/MHz)
CH149	5745	-7.02	0.49	-6.53	30.00
CH157	5785	-5.29	0.49	-4.80	30.00
CH165	5825	-4.66	0.49	-4.17	30.00

TX CH149

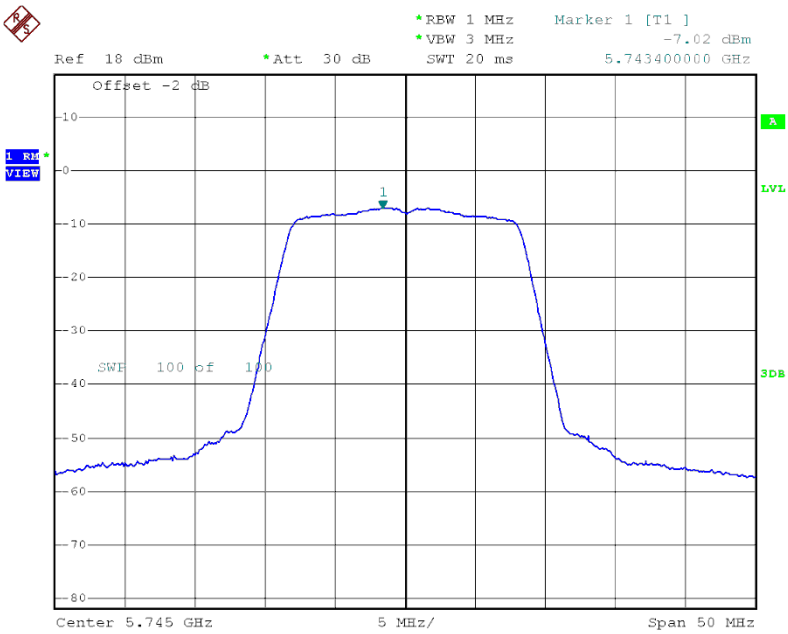

Date: 17.MAR.2015 09:38:43

TX CH157

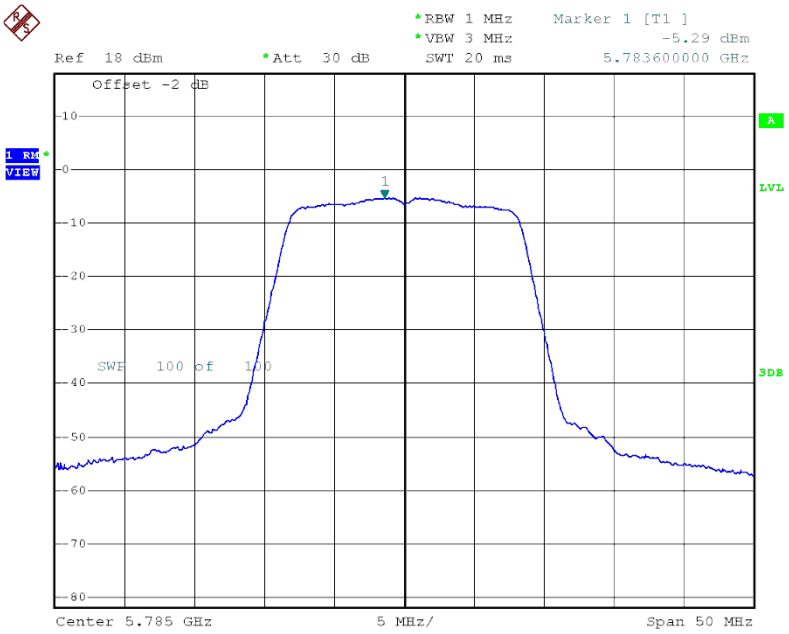

Date: 17.MAR.2015 09:49:55

TX CH165

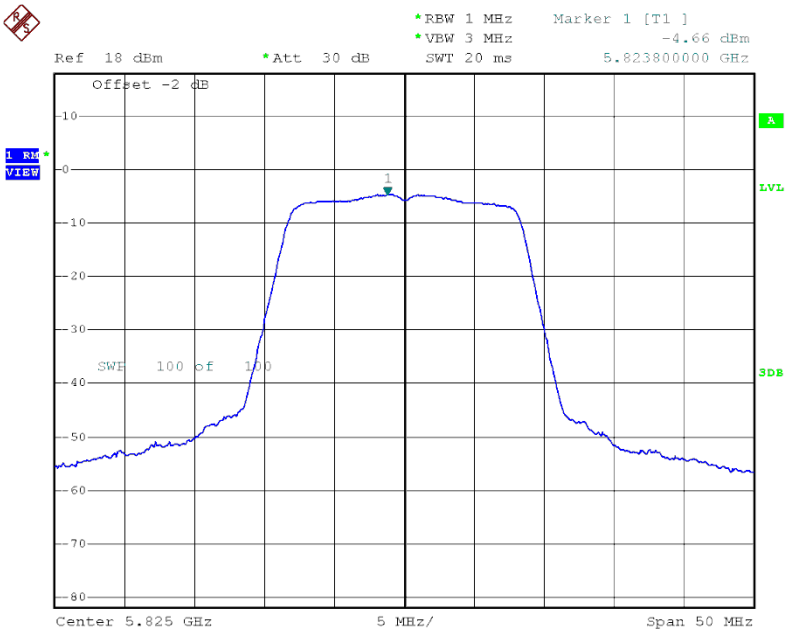

Date: 17.MAR.2015 09:51:56

Test Mode: UNII-3/ TX N20 Mode_CH149/CH157/CH165_ANT 1					
Channel	Frequency (MHz)	Power Density (dBm/MHz)	Duty Factor (dBm/MHz)	Power Density+Duty Factor (dBm/MHz)	Limit (dBm/MHz)
CH149	5745	-10.24	0.97	-9.27	30.00
CH157	5785	-10.23	0.97	-9.26	30.00
CH165	5825	-9.11	0.97	-8.14	30.00

TX CH149

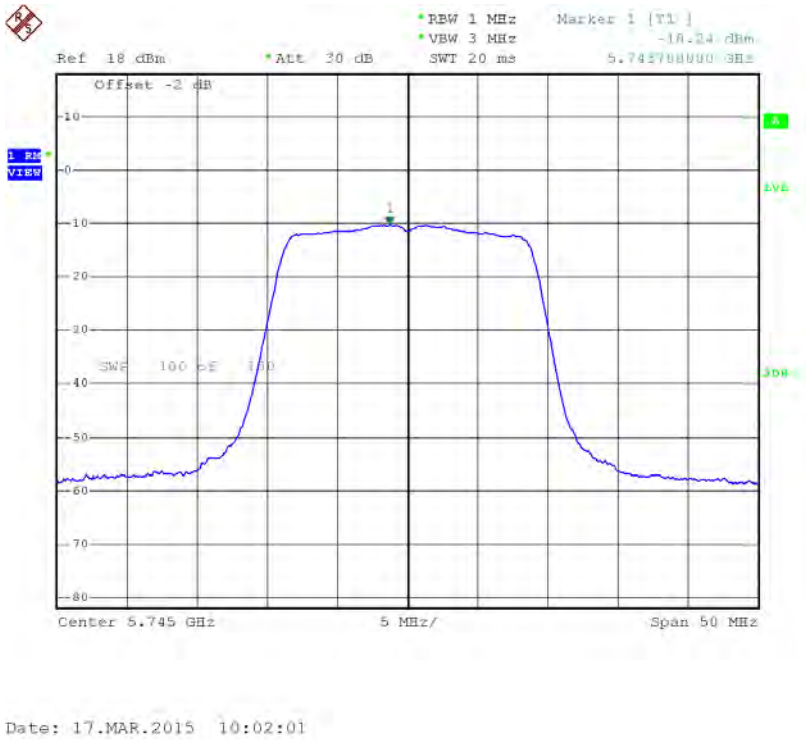

TX CH157

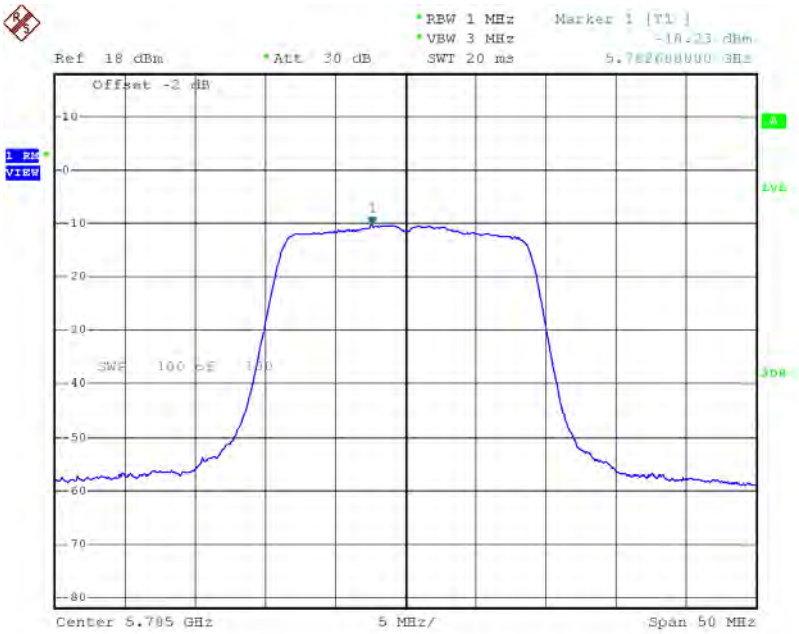

Date: 17.MAR.2015 10:03:25

TX CH165

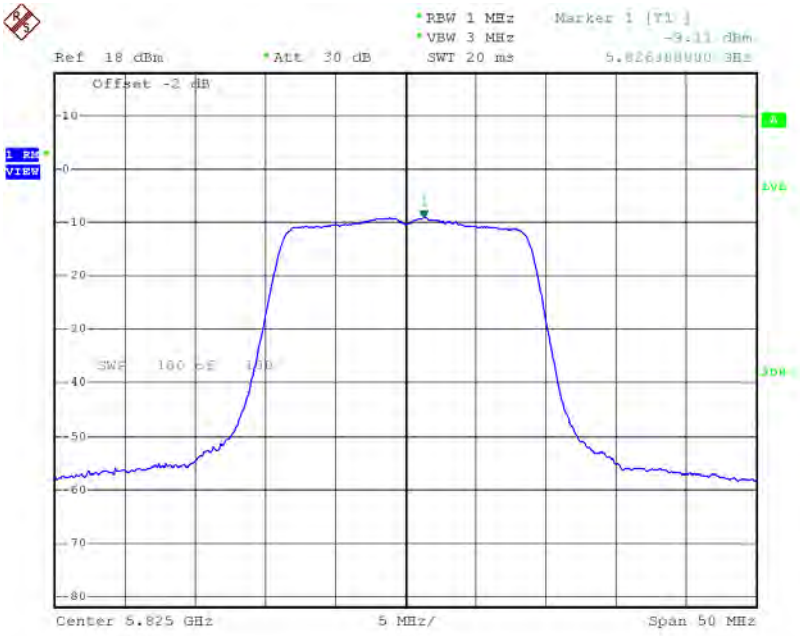

Date: 17.MAR.2015 10:04:32

Test Mode: UNII-3/ TX N20 Mode_CH149/CH157/CH165_ANT 2

Channel	Frequency (MHz)	Power Density (dBm/MHz)	Duty Factor (dBm/MHz)	Power Density+Duty Factor (dBm/MHz)	Limit (dBm/MHz)
CH149	5745	-9.96	0.97	-8.99	30.00
CH157	5785	-9.28	0.97	-8.31	30.00
CH165	5825	-10.30	0.97	-9.33	30.00

TX CH149

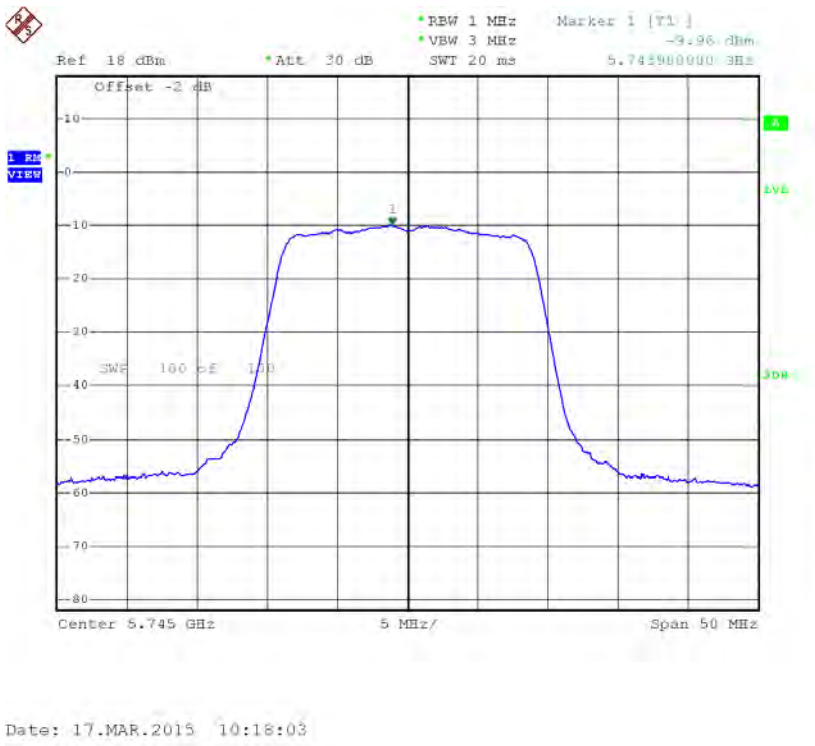

TX CH157

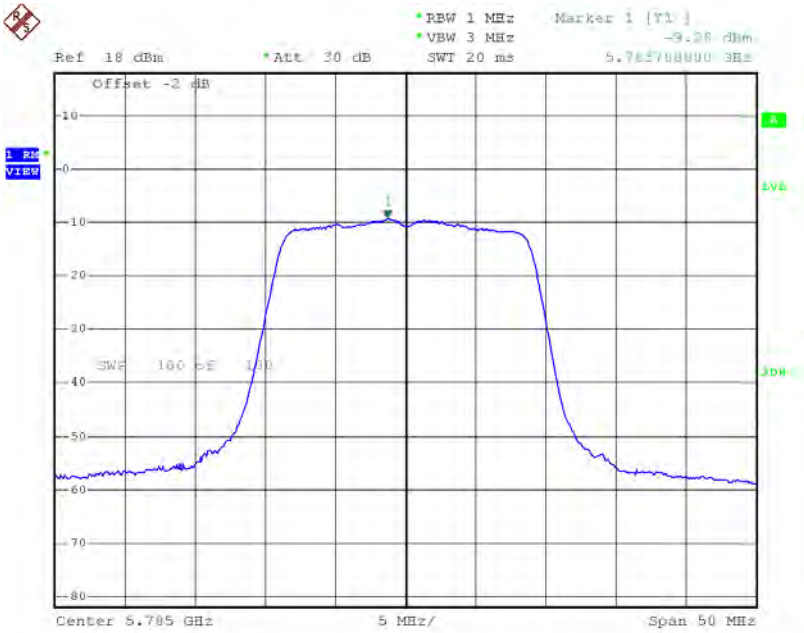

Date: 17.MAR.2015 10:19:16

TX CH165

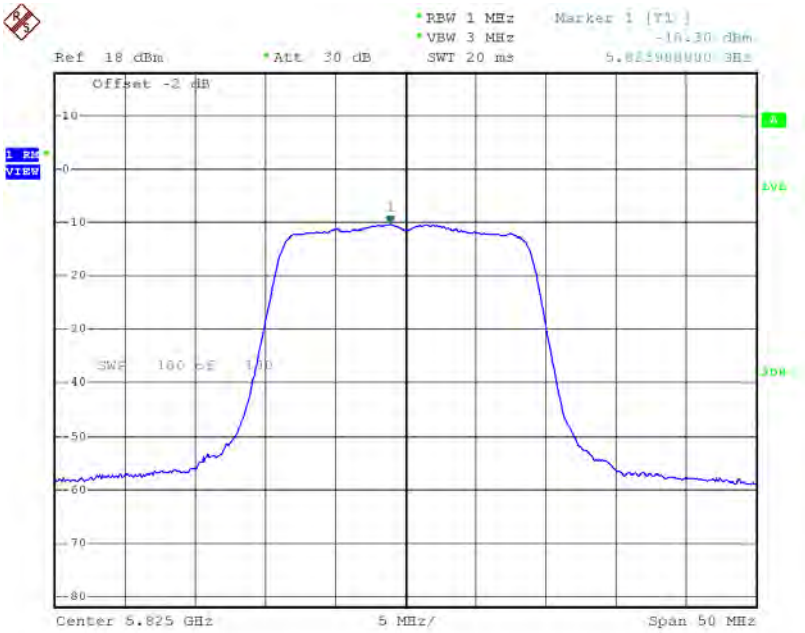

Date: 17.MAR.2015 10:20:12

Test Mode: UNII-3/ TX N20 Mode_CH149/CH157/CH165_Total

Channel	Frequency (MHz)	Power Density (dBm/MHz)	Limit (dBm/MHz)
CH149	5745	-6.12	30.00
CH157	5785	-5.75	30.00
CH165	5825	-5.69	30.00

Test Mode: UNII-3/ TX N40 Mode_CH151/CH159_ANT 1

Channel	Frequency (MHz)	Power Density (dBm/MHz)	Duty Factor (dBm/MHz)	Power Density+Duty Factor (dBm/MHz)	Limit (dBm/MHz)
CH151	5755	-3.30	1.80	-1.50	30.00
CH159	5795	-3.27	1.80	-1.47	30.00

TX CH151

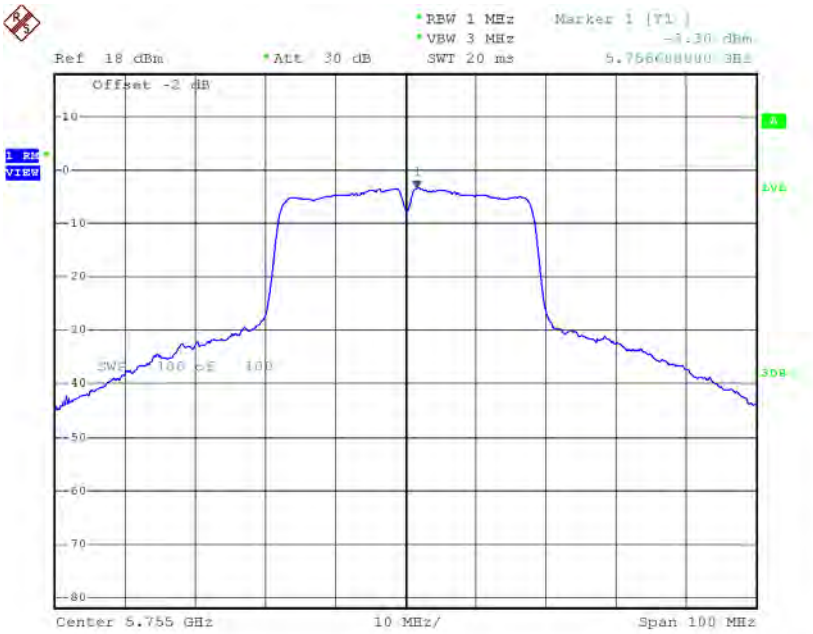

Date: 24.MAR.2015 06:01:53

TX CH159

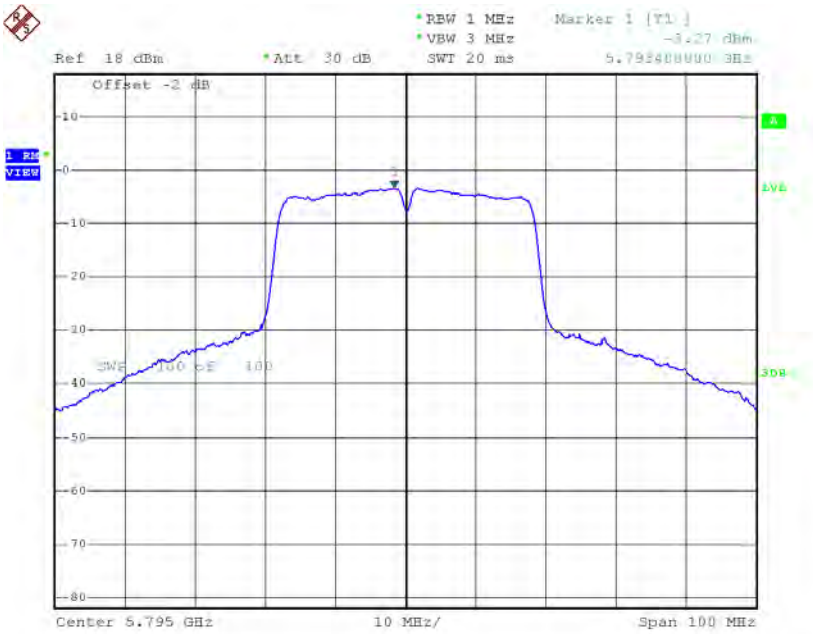

Date: 24.MAR.2015 06:08:02

Test Mode: UNII-3/ TX N40 Mode_CH151/CH159_ANT 2

Channel	Frequency (MHz)	Power Density (dBm/MHz)	Duty Factor (dBm/MHz)	Power Density+Duty Factor (dBm/MHz)	Limit (dBm/MHz)
CH151	5755	-2.90	1.80	-1.10	30.00
CH159	5795	-2.49	1.80	-0.69	30.00

TX CH151

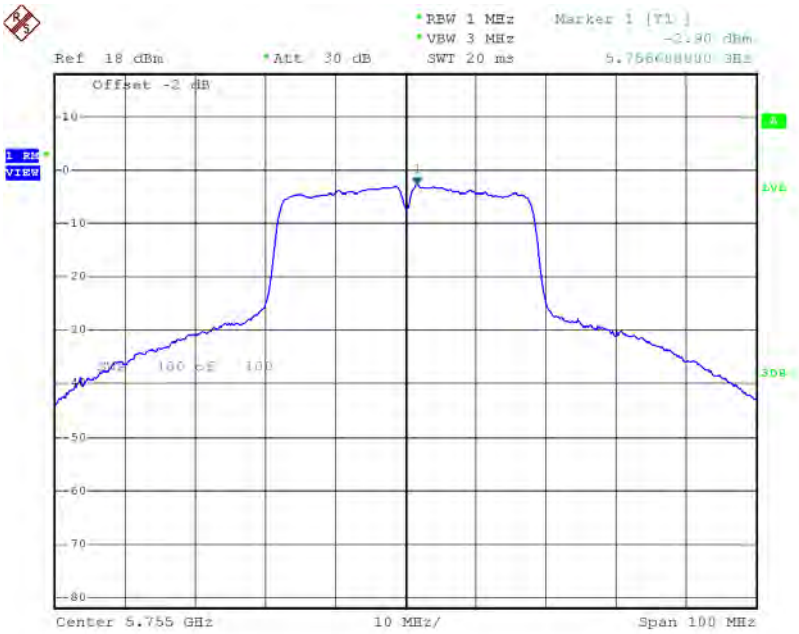

Date: 24.MAR.2015 06:23:01

TX CH159

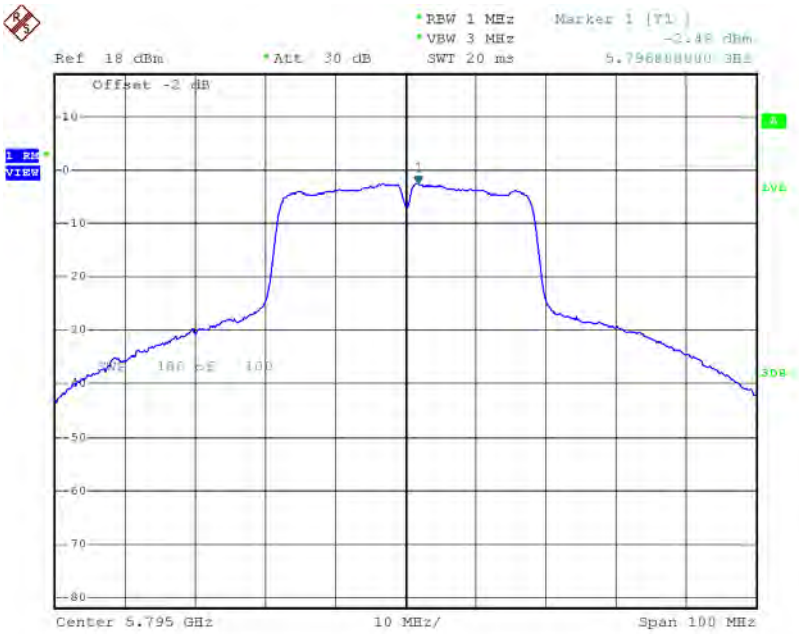

Date: 24.MAR.2015 06:28:49

Test Mode: UNII-3/ TX N40 Mode_CH151/CH159_Total

Channel	Frequency (MHz)	Power Density (dBm/MHz)	Limit (dBm/MHz)
CH151	5755	1.72	30.00
CH159	5795	1.95	30.00

Test Mode: UNII-1/TX AC20 Mode_CH36/CH40/CH48_ANT 1

Channel	Frequency (MHz)	Power Density (dBm/MHz)	Duty Factor (dBm/MHz)	Power Density+Duty Factor (dBm/MHz)	Limit (dBm/MHz)
CH36	5180	2.96	3.26	6.22	17.00
CH40	5200	3.31	3.26	6.57	17.00
CH48	5240	3.58	3.26	6.84	17.00

CH36

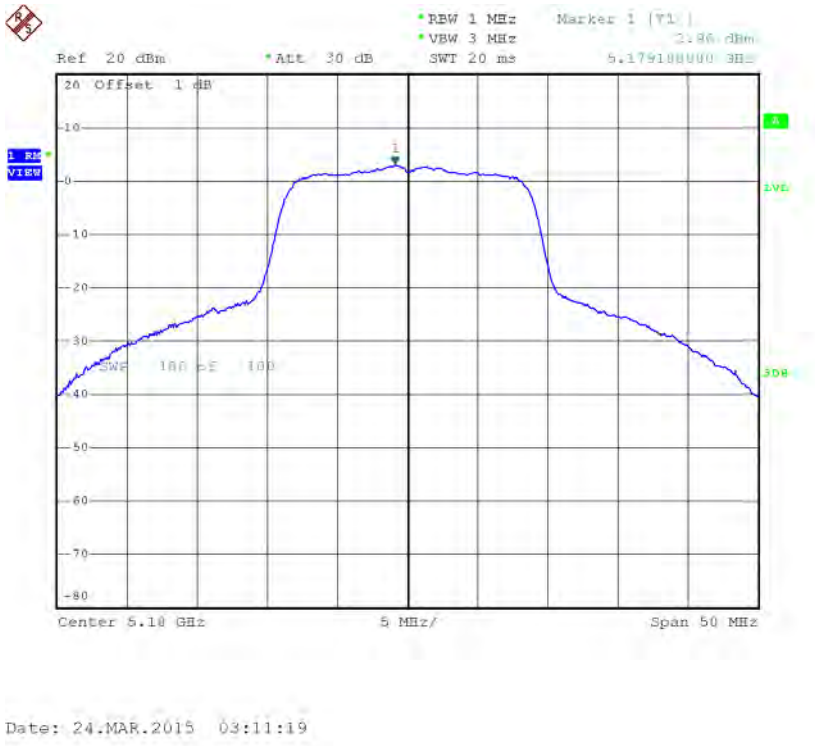

CH40

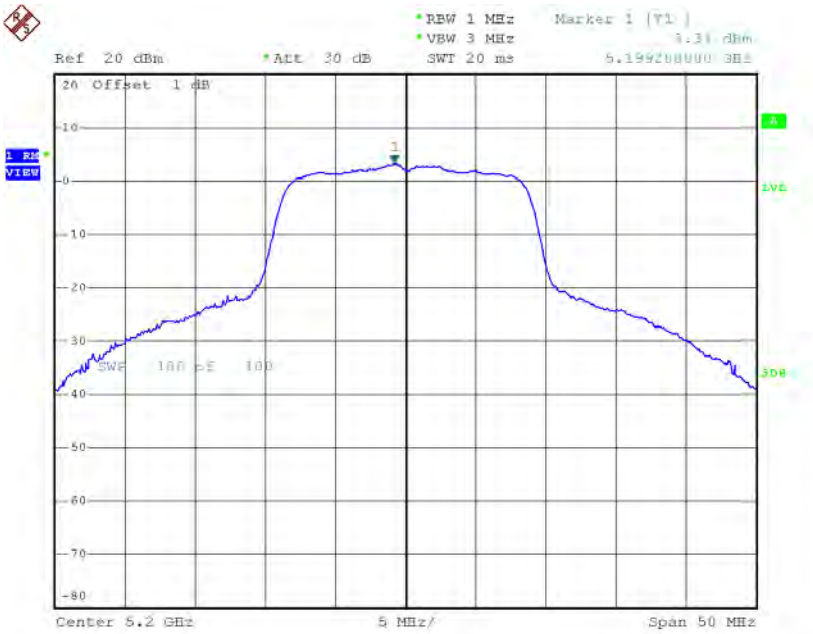

Date: 24.MAR.2015 03:12:25

CH48

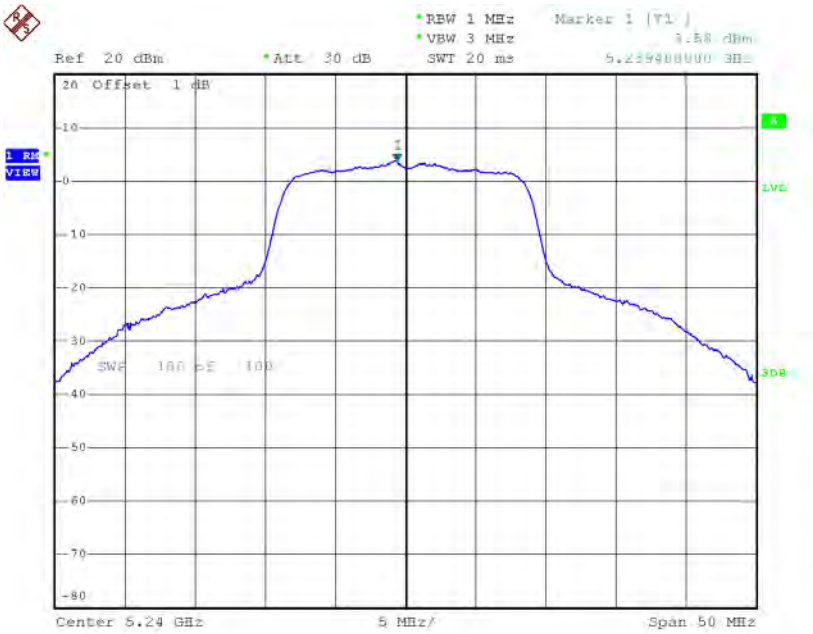

Date: 24.MAR.2015 03:13:22

Test Mode: UNII-1/TX AC20 Mode_CH36/CH40/CH48_ANT 2

Channel	Frequency (MHz)	Power Density (dBm/MHz)	Duty Factor (dBm/MHz)	Power Density+Duty Factor (dBm/MHz)	Limit (dBm/MHz)
CH36	5180	3.86	3.26	7.12	17.00
CH40	5200	3.48	3.26	6.74	17.00
CH48	5240	3.46	3.26	6.72	17.00

CH36

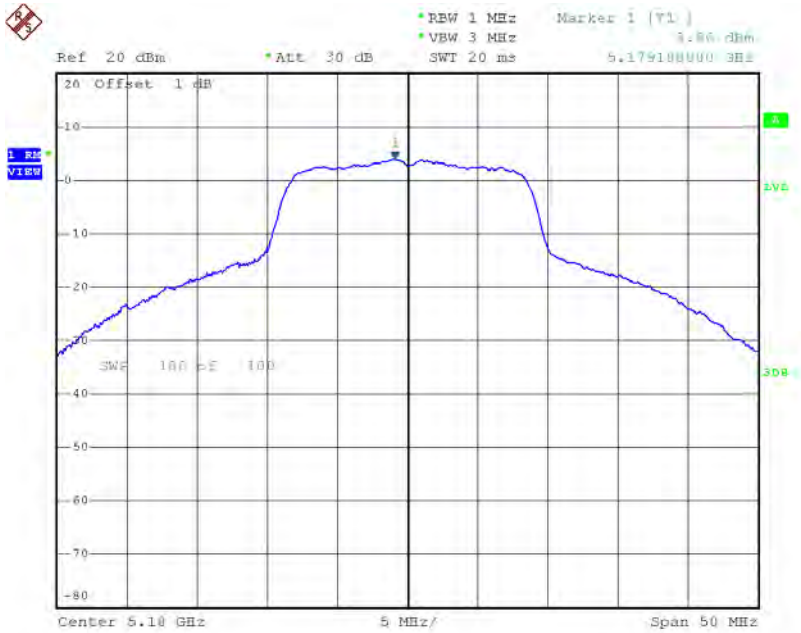

Date: 24.MAR.2015 03:29:39

CH40

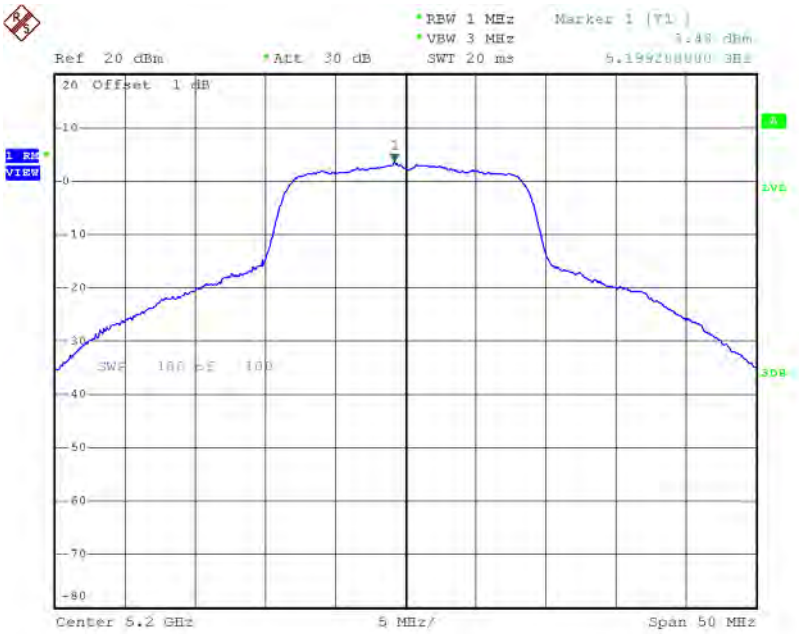

Date: 24.MAR.2015 03:39:15

CH48

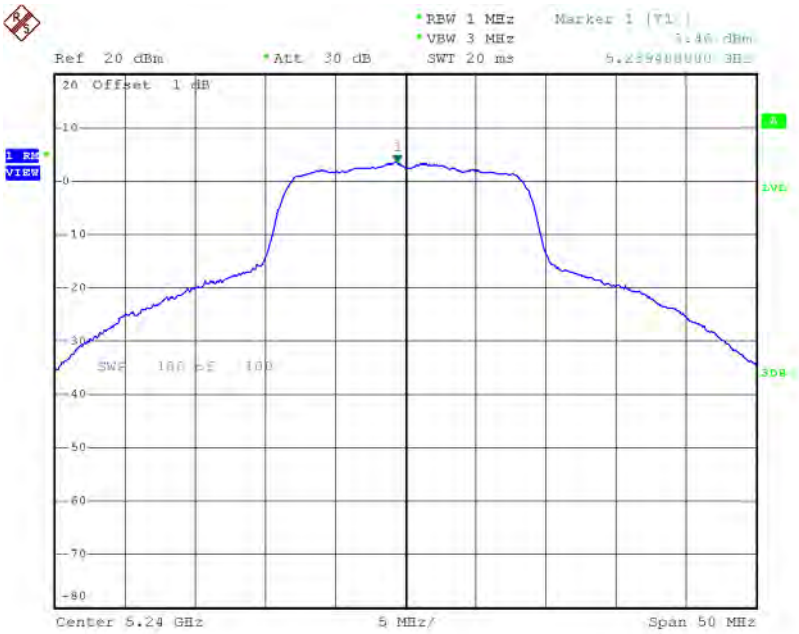

Date: 24.MAR.2015 03:40:57

Test Mode: UNII-1/TX AC20 Mode_CH36/CH40/CH48_Total

Channel	Frequency (MHz)	Power Density (dBm/MHz)	Duty Factor (dBm/MHz)	Power Density+Duty Factor (dBm/MHz)	Limit (dBm/MHz)
CH36	5180	9.70	3.26	9.70	17.00
CH40	5200	9.67	3.26	9.67	17.00
CH48	5240	9.79	3.26	9.79	17.00

Test Mode: UNII-1/TX AC40 Mode_CH38/CH46_ANT 1

Channel	Frequency (MHz)	Power Density (dBm/MHz)	Duty Factor (dBm/MHz)	Power Density+Duty Factor (dBm/MHz)	Limit (dBm/MHz)
CH38	5190	-3.50	3.98	0.48	17.00
CH46	5230	-1.28	3.98	2.70	17.00

CH38

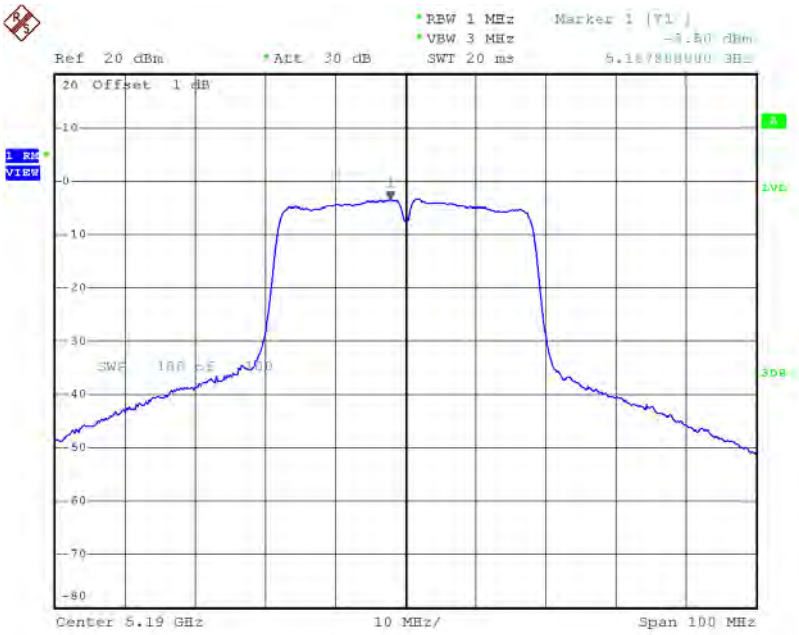

Date: 24.MAR.2015 04:24:48

CH46

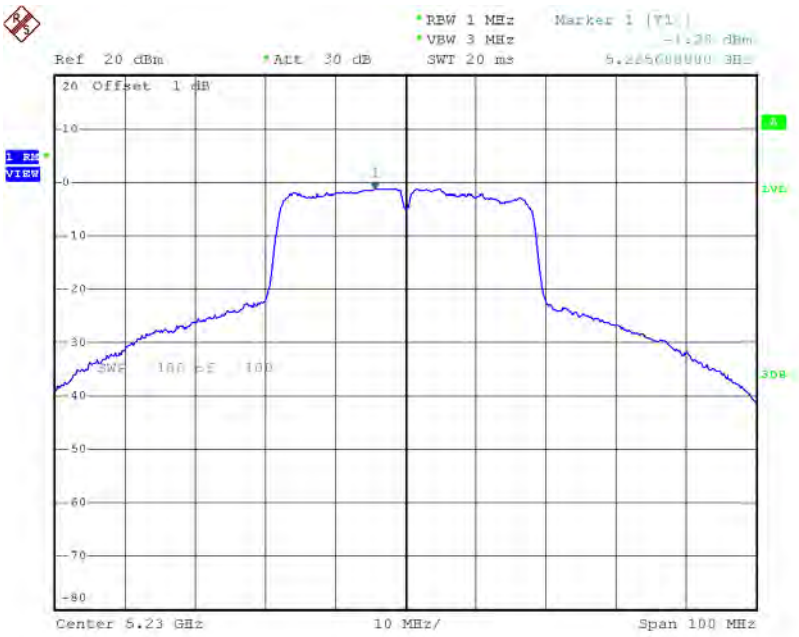

Date: 24.MAR.2015 04:32:10

Test Mode: UNII-1/TX AC40 Mode_CH38/CH46_ANT 2

Channel	Frequency (MHz)	Power Density (dBm/MHz)	Duty Factor (dBm/MHz)	Power Density+Duty Factor (dBm/MHz)	Limit (dBm/MHz)
CH38	5190	-3.38	3.98	0.60	17.00
CH46	5230	0.49	3.98	4.47	17.00

CH38

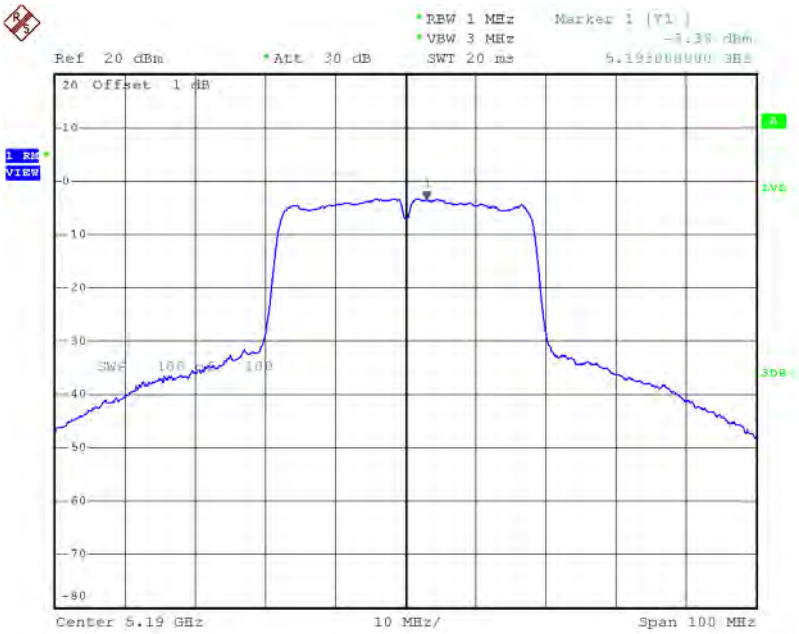

Date: 24.MAR.2015 05:07:21

CH46

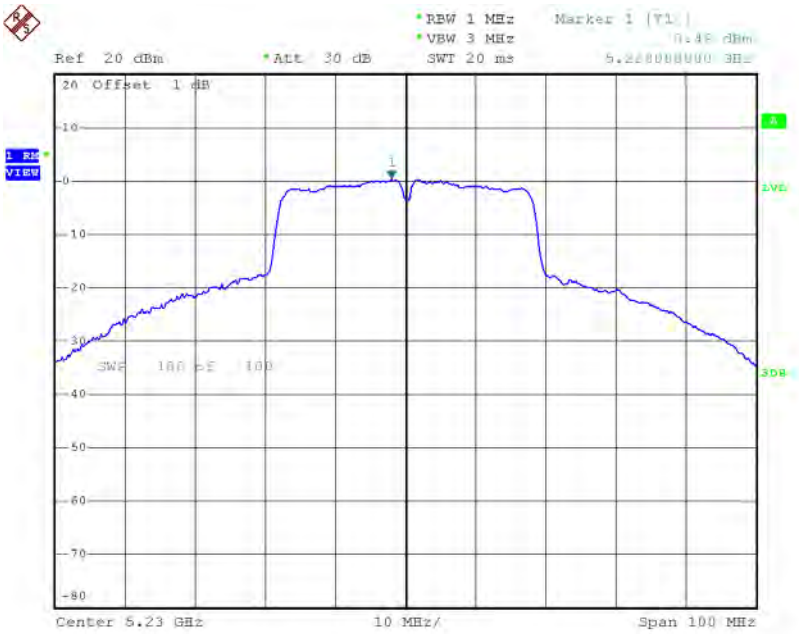

Date: 24.MAR.2015 05:16:05

Test Mode: UNII-1/TX AC40 Mode_CH38/CH46_Total

Channel	Frequency (MHz)	Power Density (dBm/MHz)	Limit (dBm/MHz)
CH38	5190	3.55	17.00
CH46	5230	6.68	17.00

Test Mode: UNII-1/TX AC80 Mode_CH42_ANT 1

Channel	Frequency (MHz)	Power Density (dBm/MHz)	Duty Factor (dBm/MHz)	Power Density+Duty Factor (dBm/MHz)	Limit (dBm/MHz)
CH42	5210	-5.49	4.93	-0.56	17.00

CH42

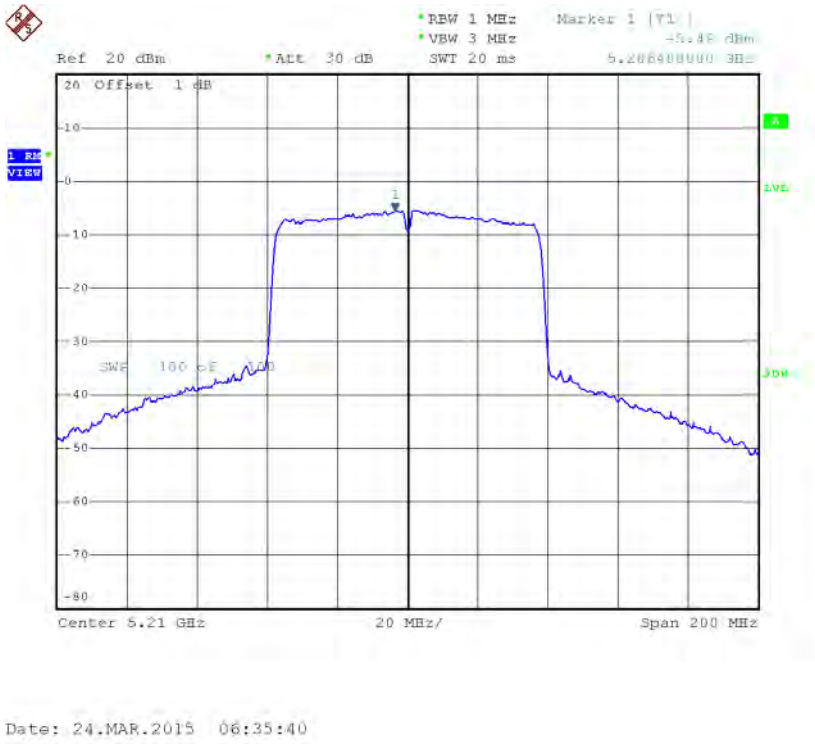

Test Mode: UNII-1/TX AC80 Mode_CH42_ANT 2

Channel	Frequency (MHz)	Power Density (dBm/MHz)	Duty Factor (dBm/MHz)	Power Density+Duty Factor (dBm/MHz)	Limit (dBm/MHz)
CH42	5210	-8.68	4.93	-3.75	17.00

CH42

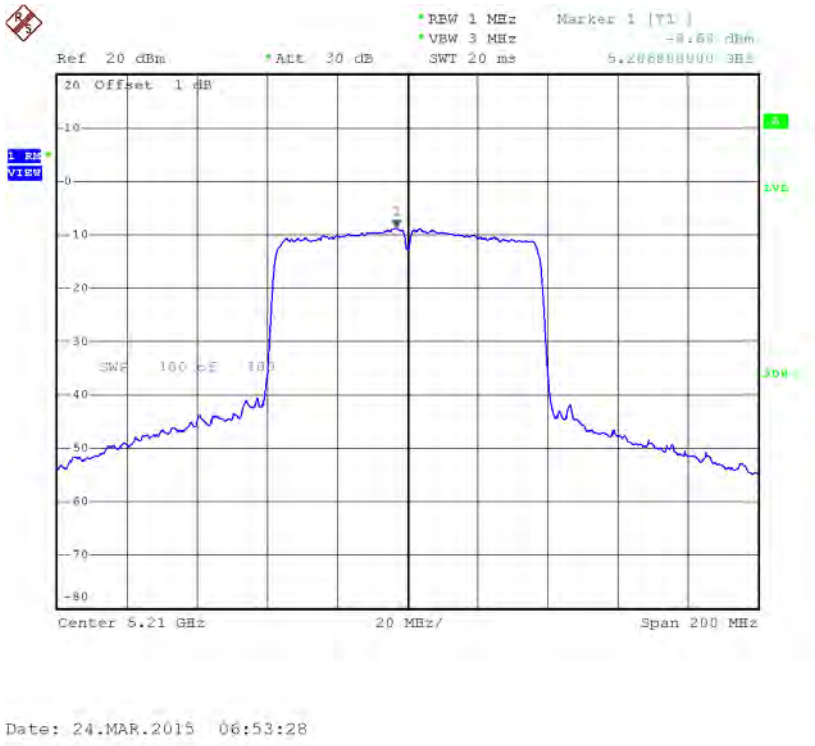

Test Mode: UNII-1/TX AC80 Mode_CH42_Total

Channel	Frequency (MHz)	Power Density (dBm/MHz)	Limit (dBm/MHz)
CH42	5210	1.14	17.00

Test Mode: UNII-3/ TX AC20 Mode_CH149/CH157/CH165_ANT 1					
Channel	Frequency (MHz)	Power Density (dBm/MHz)	Duty Factor (dBm/MHz)	Power Density+Duty Factor (dBm/MHz)	Limit (dBm/MHz)
CH149	5745	-6.52	3.26	-3.26	30.00
CH157	5785	-5.61	3.26	-2.35	30.00
CH165	5825	-3.89	3.26	-0.63	30.00

TX CH149

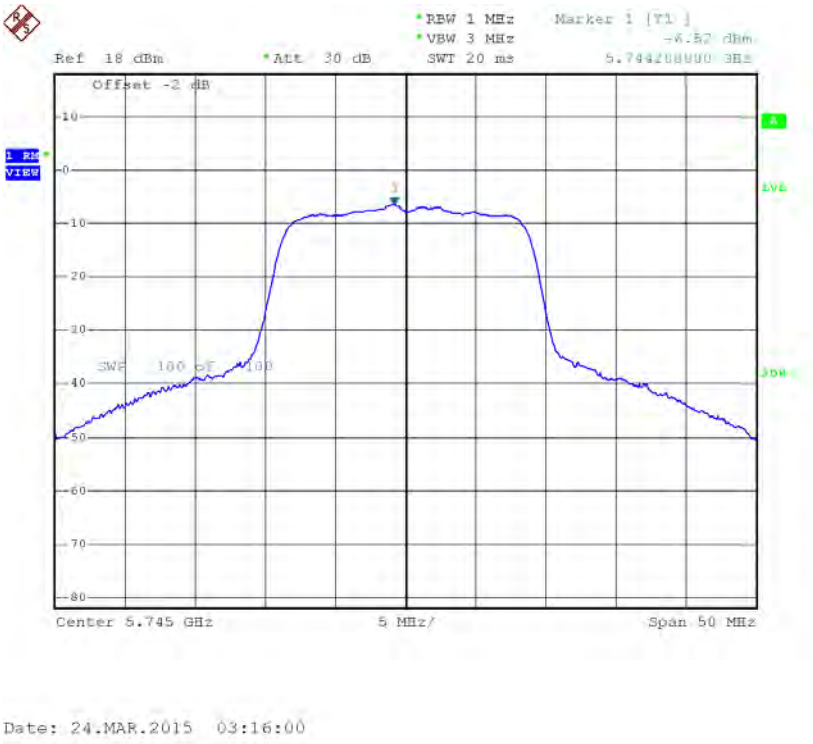

TX CH157

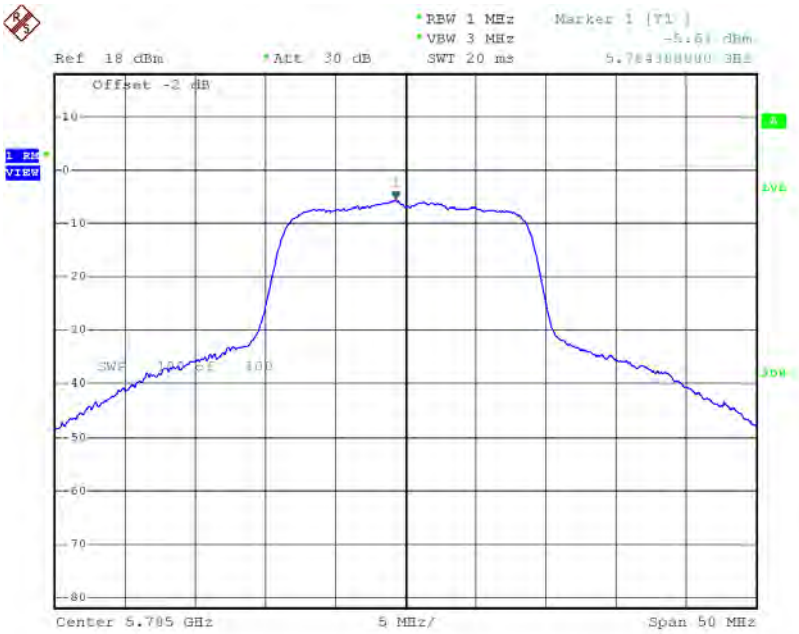

Date: 24.MAR.2015 03:17:42

TX CH165

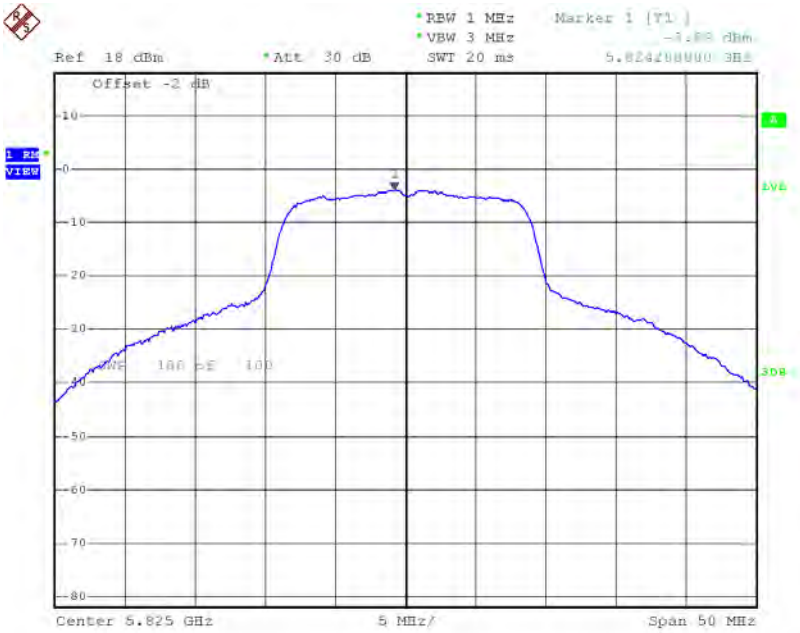

Date: 24.MAR.2015 03:24:59

Test Mode: UNII-3/ TX AC20 Mode_CH149/CH157/CH165_ANT 2

Channel	Frequency (MHz)	Power Density (dBm/MHz)	Duty Factor (dBm/MHz)	Power Density+Duty Factor (dBm/MHz)	Limit (dBm/MHz)
CH149	5745	-0.70	3.26	2.56	30.00
CH157	5785	0.83	3.26	4.09	30.00
CH165	5825	1.83	3.26	5.09	30.00

TX CH149

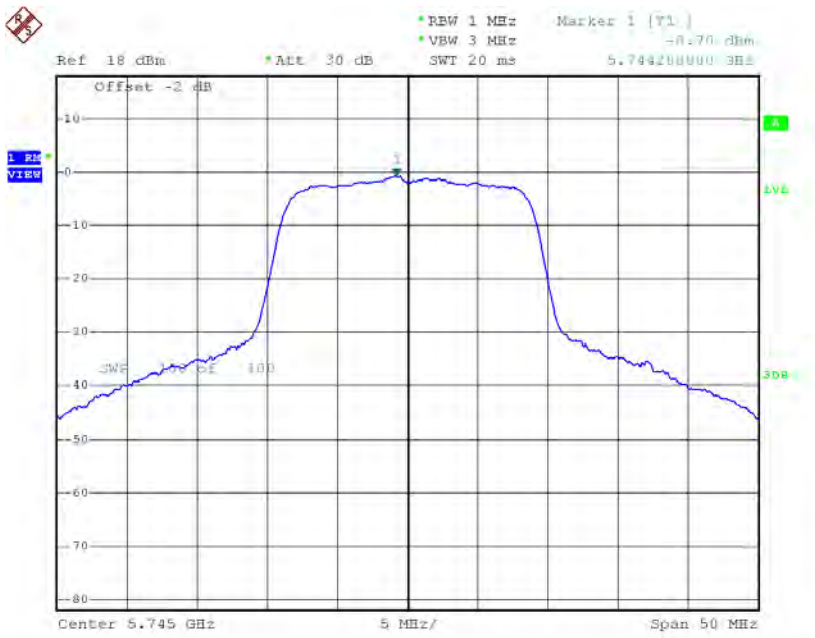

TX CH157

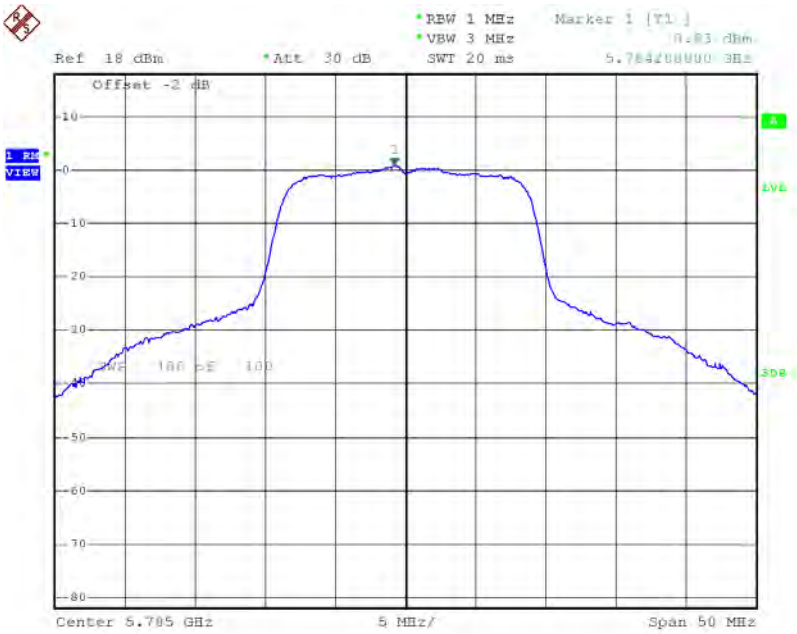

Date: 24.MAR.2015 03:45:40

TX CH165

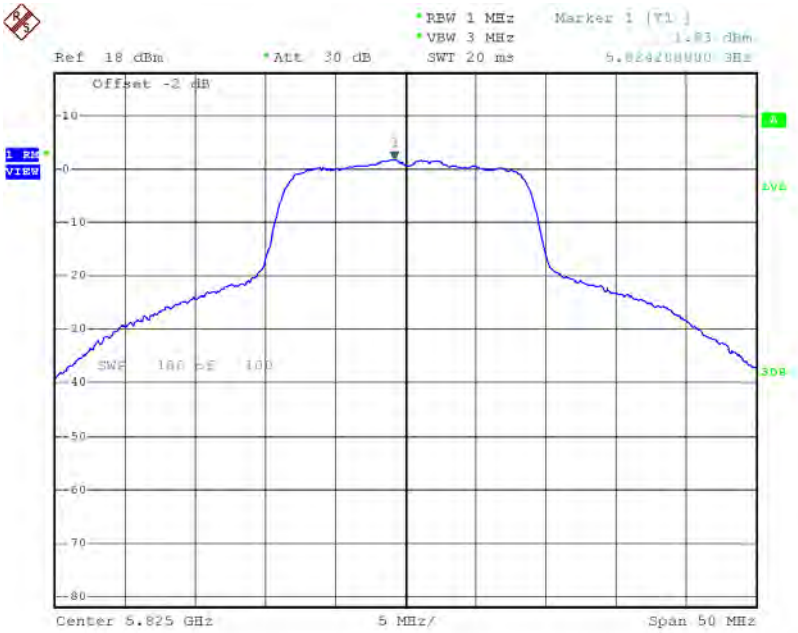

Date: 24.MAR.2015 03:46:52

Test Mode: UNII-3/ TX AC20 Mode_CH149/CH157/CH165_Total

Channel	Frequency (MHz)	Power Density (dBm/MHz)	Limit (dBm/MHz)
CH149	5745	3.57	30.00
CH157	5785	4.98	30.00
CH165	5825	6.12	30.00

Test Mode: UNII-3/ TX AC40 Mode_CH151/CH159_ANT 1

Channel	Frequency (MHz)	Power Density (dBm/MHz)	Duty Factor (dBm/MHz)	Power Density+Duty Factor (dBm/MHz)	Limit (dBm/MHz)
CH151	5755	-7.81	3.98	-3.83	30.00
CH159	5795	-5.37	3.98	-1.39	30.00

TX CH151

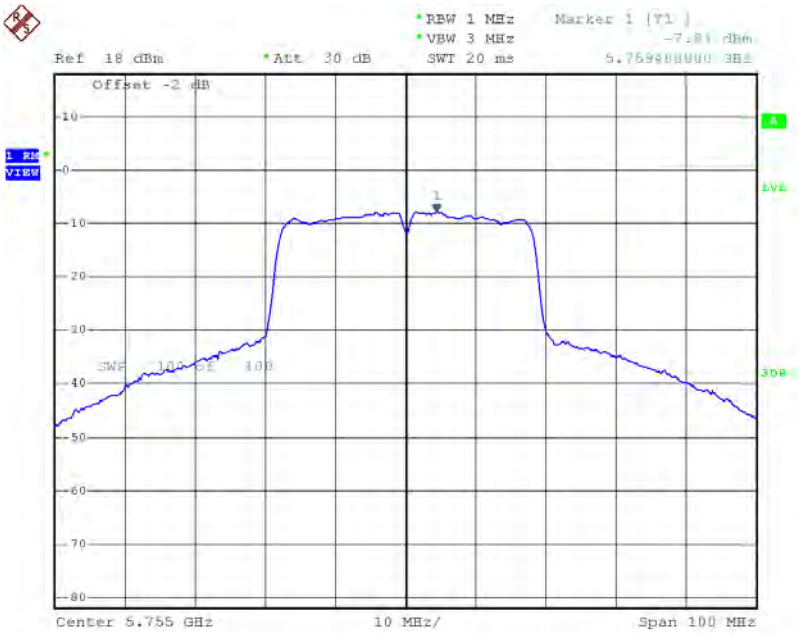

Date: 24.MAR.2015 04:48:55

TX CH159

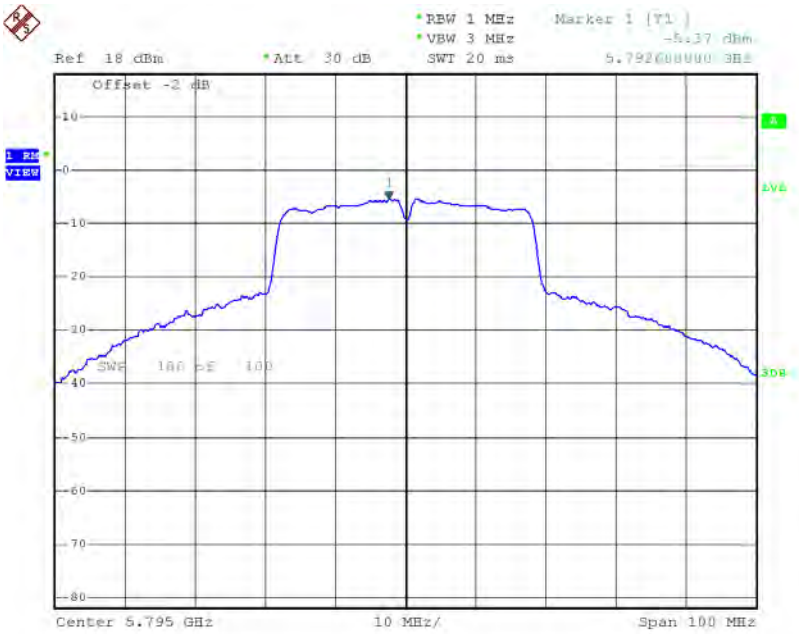

Date: 24.MAR.2015 04:59:59

Test Mode: UNII-3/ TX AC40 Mode_CH151/CH159_ANT 2

Channel	Frequency (MHz)	Power Density (dBm/MHz)	Duty Factor (dBm/MHz)	Power Density+Duty Factor (dBm/MHz)	Limit (dBm/MHz)
CH151	5755	-4.27	3.98	-0.29	30.00
CH159	5795	-2.70	3.98	1.28	30.00

TX CH151

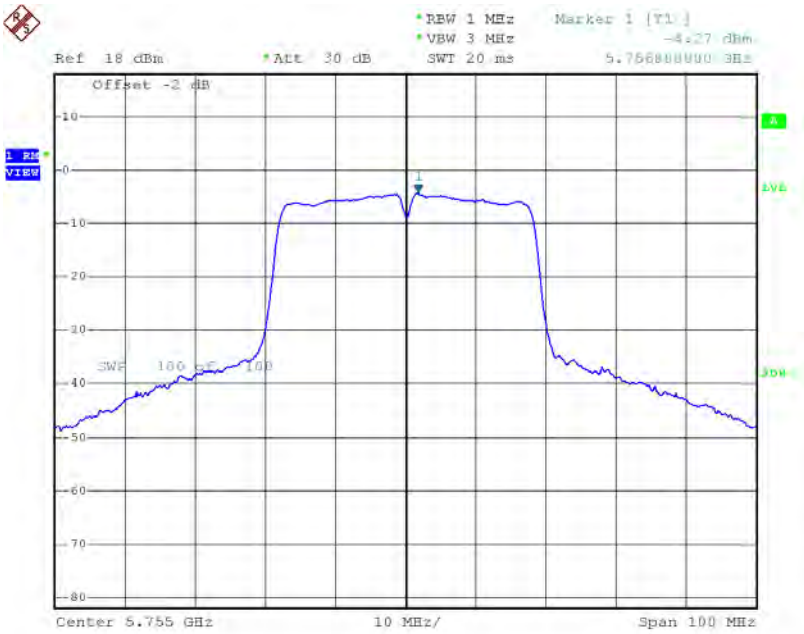

Date: 24.MAR.2015 05:28:43

TX CH159

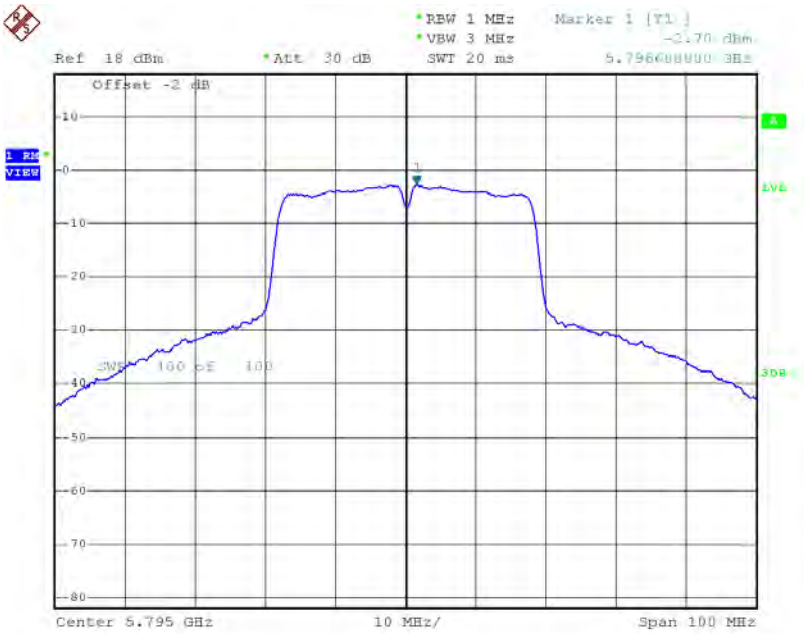

Date: 24.MAR.2015 05:32:21

Test Mode: UNII-3/ TX AC40 Mode_CH151/CH159_Total

Channel	Frequency (MHz)	Power Density (dBm/MHz)	Limit (dBm/MHz)
CH151	5755	1.30	30.00
CH159	5795	3.16	30.00

Test Mode: UNII-3/ TX AC80 Mode_CH155_ANT 1

Channel	Frequency (MHz)	Power Density (dBm/MHz)	Duty Factor (dBm/MHz)	Power Density+Duty Factor (dBm/MHz)	Limit (dBm/MHz)
CH155	5775	-10.38	4.93	-5.45	30.00

TX CH155

Test Mode: UNII-3/ TX AC80 Mode_CH155_ANT 2					
Channel	Frequency (MHz)	Power Density (dBm/MHz)	Duty Factor (dBm/MHz)	Power Density+Duty Factor (dBm/MHz)	Limit (dBm/MHz)
CH155	5775	-11.47	4.93	-6.54	30.00

TX CH155

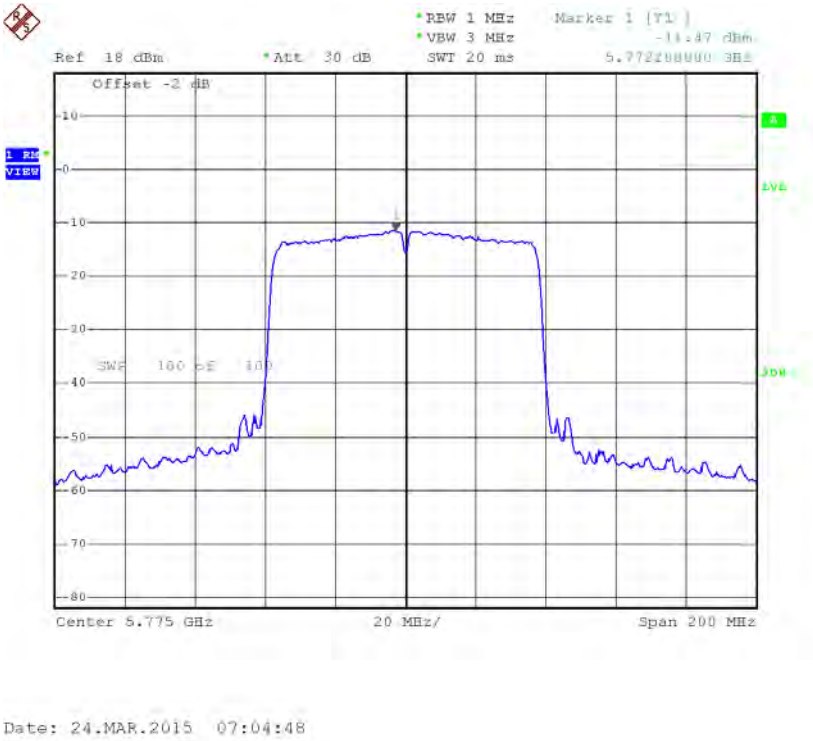

Test Mode: UNII-3/ TX AC80 Mode_CH155_Total

Channel	Frequency (MHz)	Power Density (dBm/MHz)	Limit (dBm/MHz)
CH155	5775	-2.95	30.00

ATTACHMENTI-FREQUENCY STABILITY

Test Mode:	UNII-1

Voltage vs. Frequency Stability

Voltage	Measurement Frequency (MHz)
(V)	5180.0000
132	5180.0442
120	5180.0448
108	5180.0445
Max. Deviation (MHz)	0.0448
Max. Deviation (ppm)	8.6486

Temperature vs. Frequency Stability

Voltage	Measurement Frequency (MHz)
(℃)	5180.0000
0	5180.0443
5	5180.0445
15	5180.0446
25	5180.0448
35	5180.0442
40	5180.0443
Max. Deviation (MHz)	5180.0000
Max. Deviation (ppm)	1000000.0000

Test Mode:	UNII-3

Voltage vs. Frequency Stability

Voltage	Measurement Frequency (MHz)
(V)	**5745.0000**
132	5745.0526
120	5745.0528
108	5745.0525
Max. Deviation (MHz)	0.0528
Max. Deviation (ppm)	9.1906

Temperature vs. Frequency Stability

Voltage	Measurement Frequency (MHz)
(℃)	5745.0000
0	5745.0521
5	5745.0524
15	5745.0525
25	5745.0528
35	2745.0526
40	5745.0523
Max. Deviation (MHz)	5745.0000
Max. Deviation (ppm)	1000000.0000