LTE Band30: BAND EDGE EMISSION

Test BW: 10MHz - Low Channel

QPSK

RB1#0

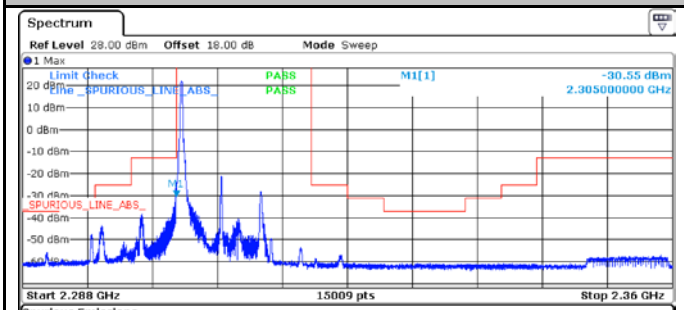

Spurious Emissions

Range Low	Range Up	RBW	Frequency	Power Abs	ΔLimit
2.288 GHz	2.292 GHz	100.000 kHz	2.29069 GHz	-56.07 dBm	-19.07 dB
2.292 GHz	2.296 GHz	100.000 kHz	2.29563 GHz	-47.63 dBm	-16.63 dB
2.296 GHz	2.300 GHz	100.000 kHz	2.29676 GHz	-44.78 dBm	-19.78 dB
2.300 GHz	2.305 GHz	100.000 kHz	2.30499 GHz	-26.83 dBm	-13.83 dB
2.305 GHz	2.320 GHz	100.000 kHz	2.30556 GHz	21.98 dBm	-13.02 dB
2.320 GHz	2.324 GHz	100.000 kHz	2.32319 GHz	-56.86 dBm	-31.86 dB
2.324 GHz	2.328 GHz	100.000 kHz	2.32485 GHz	-60.75 dBm	-29.75 dB
2.328 GHz	2.337 GHz	100.000 kHz	2.33005 GHz	-60.60 dBm	-23.60 dB
2.337 GHz	2.341 GHz	100.000 kHz	2.34067 GHz	-60.80 dBm	-29.80 dB
2.341 GHz	2.345 GHz	100.000 kHz	2.34131 GHz	-60.88 dBm	-35.88 dB

RB50#0

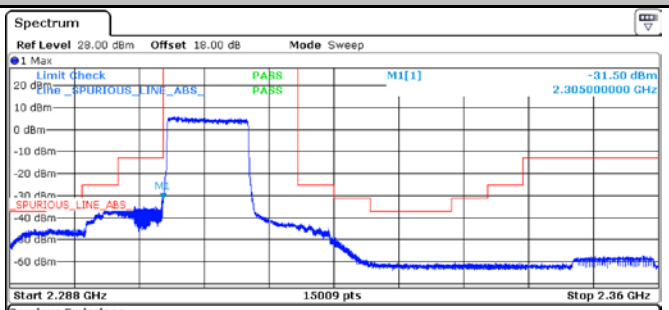

Spurious Emissions

Range Low	Range Up	RBW	Frequency	Power Abs	ΔLimit
2.288 GHz	2.292 GHz	100.000 kHz	2.29081 GHz	-45.59 dBm	-8.59 dB
2.292 GHz	2.296 GHz	100.000 kHz	2.29257 GHz	-45.06 dBm	-14.06 dB
2.296 GHz	2.300 GHz	100.000 kHz	2.29976 GHz	-36.19 dBm	-11.19 dB
2.300 GHz	2.305 GHz	100.000 kHz	2.30496 GHz	-28.75 dBm	-15.75 dB
2.305 GHz	2.320 GHz	100.000 kHz	2.30658 GHz	5.95 dBm	-29.05 dB
2.320 GHz	2.324 GHz	100.000 kHz	2.32033 GHz	-42.90 dBm	-17.90 dB
2.324 GHz	2.328 GHz	100.000 kHz	2.32419 GHz	-49.00 dBm	-18.00 dB
2.328 GHz	2.337 GHz	100.000 kHz	2.32813 GHz	-60.21 dBm	-23.21 dB
2.337 GHz	2.341 GHz	100.000 kHz	2.33740 GHz	-60.54 dBm	-29.54 dB
2.341 GHz	2.345 GHz	100.000 kHz	2.34458 GHz	-60.83 dBm	-35.83 dB

16QAM

RB1#0

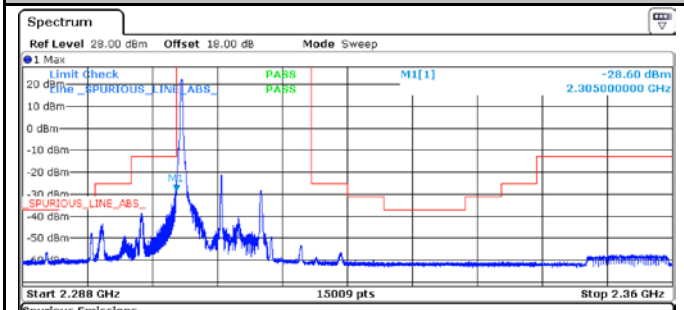

Spurious Emissions

Range Low	Range Up	RBW	Frequency	Power Abs	ΔLimit
2.288 GHz	2.292 GHz	100.000 kHz	2.29067 GHz	-56.18 dBm	-19.18 dB
2.292 GHz	2.296 GHz	100.000 kHz	2.29561 GHz	-47.72 dBm	-16.72 dB
2.296 GHz	2.300 GHz	100.000 kHz	2.29680 GHz	-44.17 dBm	-19.17 dB
2.300 GHz	2.305 GHz	100.000 kHz	2.30499 GHz	-26.27 dBm	-13.27 dB
2.305 GHz	2.320 GHz	100.000 kHz	2.30562 GHz	22.10 dBm	-12.90 dB
2.320 GHz	2.324 GHz	100.000 kHz	2.32330 GHz	-57.07 dBm	-32.07 dB
2.324 GHz	2.328 GHz	100.000 kHz	2.32491 GHz	-60.56 dBm	-29.56 dB
2.328 GHz	2.337 GHz	100.000 kHz	2.33367 GHz	-60.97 dBm	-23.97 dB
2.337 GHz	2.341 GHz	100.000 kHz	2.33736 GHz	-60.72 dBm	-29.72 dB
2.341 GHz	2.345 GHz	100.000 kHz	2.34111 GHz	-60.84 dBm	-35.84 dB

RB50#0

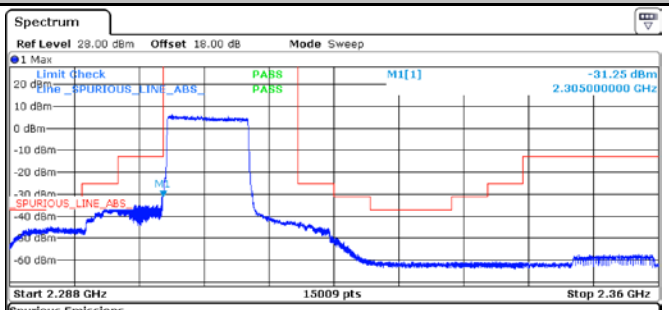

Spurious Emissions

Range Low	Range Up	RBW	Frequency	Power Abs	ΔLimit
2.288 GHz	2.292 GHz	100.000 kHz	2.29199 GHz	-45.50 dBm	-8.50 dB
2.292 GHz	2.296 GHz	100.000 kHz	2.29262 GHz	-44.89 dBm	-13.89 dB
2.296 GHz	2.300 GHz	100.000 kHz	2.29974 GHz	-35.91 dBm	-10.91 dB
2.300 GHz	2.305 GHz	100.000 kHz	2.30500 GHz	-28.42 dBm	-15.42 dB
2.305 GHz	2.320 GHz	100.000 kHz	2.30592 GHz	5.98 dBm	-29.02 dB
2.320 GHz	2.324 GHz	100.000 kHz	2.32025 GHz	-42.76 dBm	-17.76 dB
2.324 GHz	2.328 GHz	100.000 kHz	2.32417 GHz	-49.56 dBm	-18.56 dB
2.328 GHz	2.337 GHz	100.000 kHz	2.32801 GHz	-60.29 dBm	-23.29 dB
2.337 GHz	2.341 GHz	100.000 kHz	2.33745 GHz	-60.69 dBm	-29.69 dB
2.341 GHz	2.345 GHz	100.000 kHz	2.34242 GHz	-60.63 dBm	-35.63 dB

LTE Band30: BAND EDGE EMISSION

Test BW: 10MHz - High Channel

QPSK

RB1#0

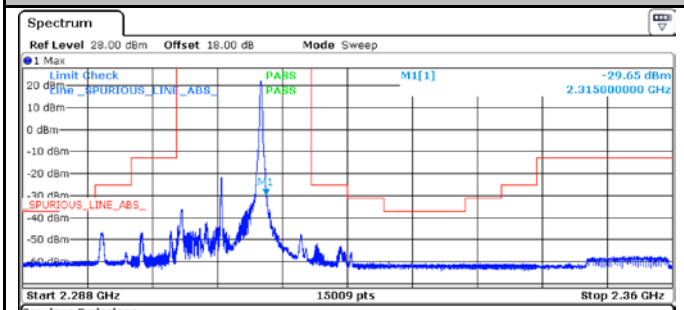

Spurious Emissions

Range Low	Range Up	RBW	Frequency	Power Abs	ΔLimit
2.288 GHz	2.292 GHz	100.000 kHz	2.28954 GHz	-59.99 dBm	-22.99 dB
2.292 GHz	2.296 GHz	100.000 kHz	2.29489 GHz	-59.57 dBm	-28.57 dB
2.296 GHz	2.300 GHz	100.000 kHz	2.29673 GHz	-46.75 dBm	-21.75 dB
2.300 GHz	2.305 GHz	100.000 kHz	2.30441 GHz	-46.49 dBm	-33.49 dB
2.305 GHz	2.320 GHz	100.000 kHz	2.31441 GHz	22.05 dBm	-12.95 dB
2.320 GHz	2.324 GHz	100.000 kHz	2.32060 GHz	-51.91 dBm	-26.91 dB
2.324 GHz	2.328 GHz	100.000 kHz	2.32442 GHz	-55.73 dBm	-24.73 dB
2.328 GHz	2.337 GHz	100.000 kHz	2.32860 GHz	-60.52 dBm	-23.52 dB
2.337 GHz	2.341 GHz	100.000 kHz	2.33869 GHz	-60.91 dBm	-29.91 dB
2.341 GHz	2.345 GHz	100.000 kHz	2.34341 GHz	-60.94 dBm	-35.94 dB

RB50#0

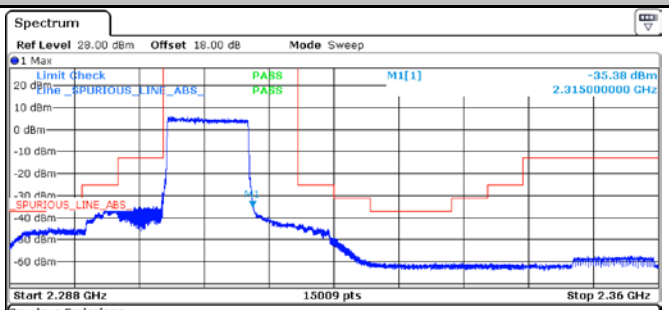

Spurious Emissions

Range Low	Range Up	RBW	Frequency	Power Abs	ΔLimit
2.288 GHz	2.292 GHz	100.000 kHz	2.29047 GHz	-45.50 dBm	-8.50 dB
2.292 GHz	2.296 GHz	100.000 kHz	2.29340 GHz	-44.69 dBm	-13.69 dB
2.296 GHz	2.300 GHz	100.000 kHz	2.29951 GHz	-36.04 dBm	-11.04 dB
2.300 GHz	2.305 GHz	100.000 kHz	2.30499 GHz	-28.68 dBm	-15.68 dB
2.305 GHz	2.320 GHz	100.000 kHz	2.30589 GHz	6.08 dBm	-28.92 dB
2.320 GHz	2.324 GHz	100.000 kHz	2.32018 GHz	-43.08 dBm	-18.08 dB
2.324 GHz	2.328 GHz	100.000 kHz	2.32401 GHz	-49.38 dBm	-18.38 dB
2.328 GHz	2.337 GHz	100.000 kHz	2.32846 GHz	-60.58 dBm	-23.58 dB
2.337 GHz	2.341 GHz	100.000 kHz	2.33829 GHz	-60.80 dBm	-29.80 dB
2.341 GHz	2.345 GHz	100.000 kHz	2.34487 GHz	-60.92 dBm	-35.92 dB

16QAM

RB1#0

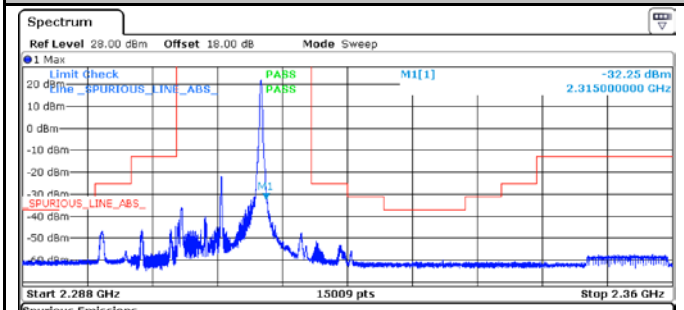

Spurious Emissions

Range Low	Range Up	RBW	Frequency	Power Abs	ΔLimit
2.288 GHz	2.292 GHz	100.000 kHz	2.28955 GHz	-60.13 dBm	-23.13 dB
2.292 GHz	2.296 GHz	100.000 kHz	2.29517 GHz	-59.50 dBm	-28.50 dB
2.296 GHz	2.300 GHz	100.000 kHz	2.29680 GHz	-46.93 dBm	-21.93 dB
2.300 GHz	2.305 GHz	100.000 kHz	2.30499 GHz	-44.71 dBm	-31.71 dB
2.305 GHz	2.320 GHz	100.000 kHz	2.31441 GHz	21.96 dBm	-13.04 dB
2.320 GHz	2.324 GHz	100.000 kHz	2.32053 GHz	-51.44 dBm	-26.44 dB
2.324 GHz	2.328 GHz	100.000 kHz	2.32439 GHz	-55.84 dBm	-24.84 dB
2.328 GHz	2.337 GHz	100.000 kHz	2.33459 GHz	-60.16 dBm	-23.16 dB
2.337 GHz	2.341 GHz	100.000 kHz	2.33938 GHz	-60.66 dBm	-29.66 dB
2.341 GHz	2.345 GHz	100.000 kHz	2.34259 GHz	-60.79 dBm	-35.79 dB

RB50#0

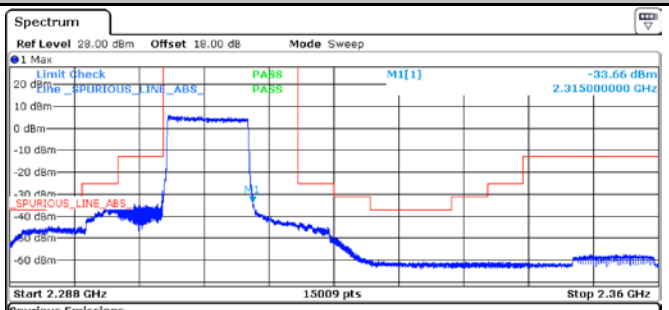

Spurious Emissions

Range Low	Range Up	RBW	Frequency	Power Abs	ΔLimit
2.288 GHz	2.292 GHz	100.000 kHz	2.29199 GHz	-45.46 dBm	-8.46 dB
2.292 GHz	2.296 GHz	100.000 kHz	2.29239 GHz	-44.75 dBm	-13.75 dB
2.296 GHz	2.300 GHz	100.000 kHz	2.29974 GHz	-36.09 dBm	-11.09 dB
2.300 GHz	2.305 GHz	100.000 kHz	2.30500 GHz	-28.67 dBm	-15.67 dB
2.305 GHz	2.320 GHz	100.000 kHz	2.30591 GHz	6.00 dBm	-29.00 dB
2.320 GHz	2.324 GHz	100.000 kHz	2.32025 GHz	-43.01 dBm	-18.01 dB
2.324 GHz	2.328 GHz	100.000 kHz	2.32414 GHz	-50.03 dBm	-19.03 dB
2.328 GHz	2.337 GHz	100.000 kHz	2.32894 GHz	-60.37 dBm	-23.37 dB
2.337 GHz	2.341 GHz	100.000 kHz	2.33858 GHz	-60.91 dBm	-29.91 dB
2.341 GHz	2.345 GHz	100.000 kHz	2.34268 GHz	-60.89 dBm	-35.89 dB

LTE Band41: BAND EDGE EMISSION

Test BW: 5MHz - Low Channel

QPSK

RB1#0

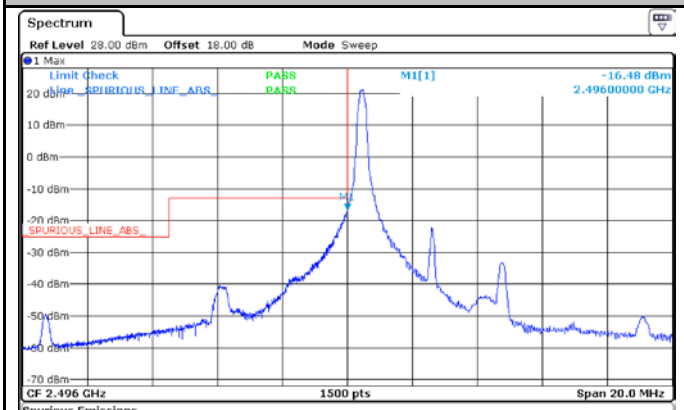

Spurious Emissions

Range Low	Range Up	RBW	Frequency	Power Abs	ΔLimit
2.486 GHz	2.490 GHz	100.000 kHz	2.48670 GHz	-49.64 dBm	-24.64 dB
2.490 GHz	2.496 GHz	100.000 kHz	2.49599 GHz	-16.79 dBm	-3.79 dB
2.496 GHz	2.506 GHz	100.000 kHz	2.49643 GHz	21.18 dBm	-11.82 dB

RB25#0

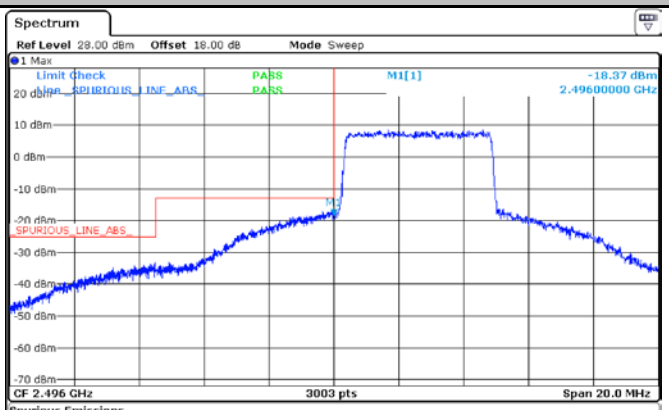

Spurious Emissions

Range Low	Range Up	RBW	Frequency	Power Abs	ΔLimit
2.486 GHz	2.490 GHz	100.000 kHz	2.49049 GHz	-33.22 dBm	-8.22 dB
2.490 GHz	2.496 GHz	100.000 kHz	2.49595 GHz	-17.01 dBm	-4.01 dB
2.496 GHz	2.506 GHz	100.000 kHz	2.49766 GHz	8.56 dBm	-24.44 dB

16QAM

RB1#0

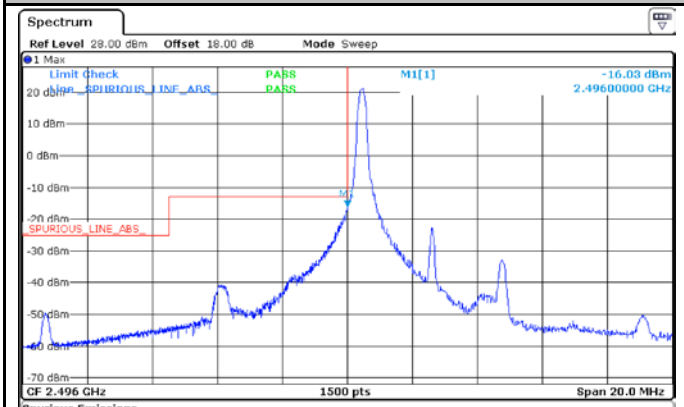

Spurious Emissions

Range Low	Range Up	RBW	Frequency	Power Abs	ΔLimit
2.486 GHz	2.490 GHz	100.000 kHz	2.48670 GHz	-49.55 dBm	-24.55 dB
2.490 GHz	2.496 GHz	100.000 kHz	2.49599 GHz	-16.49 dBm	-3.49 dB
2.496 GHz	2.506 GHz	100.000 kHz	2.49647 GHz	21.14 dBm	-11.86 dB

RB25#0

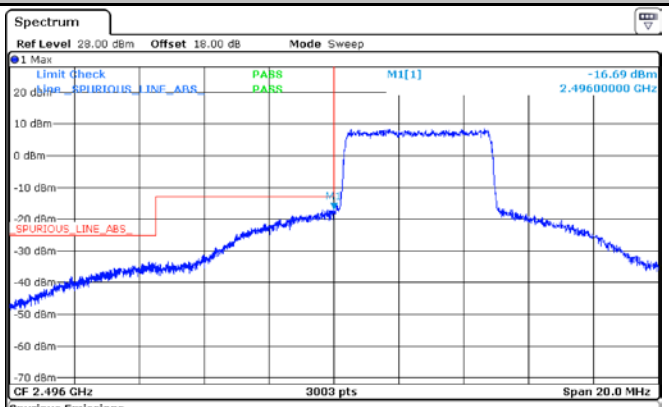

Spurious Emissions

Range Low	Range Up	RBW	Frequency	Power Abs	ΔLimit
2.486 GHz	2.490 GHz	100.000 kHz	2.49030 GHz	-33.34 dBm	-8.34 dB
2.490 GHz	2.496 GHz	100.000 kHz	2.49563 GHz	-16.96 dBm	-3.96 dB
2.496 GHz	2.506 GHz	100.000 kHz	2.50064 GHz	8.54 dBm	-24.46 dB

LTE Band41: BAND EDGE EMISSION

Test BW: 5MHz - High Channel

QPSK

RB1#0

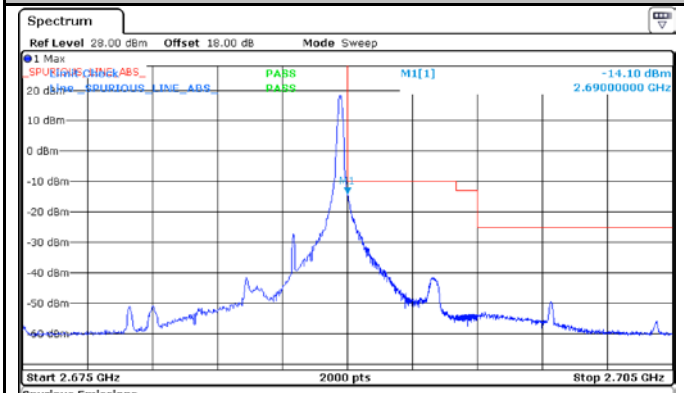

Spurious Emissions

Range Low	Range Up	RBW	Frequency	Power Abs	ΔLimit
2.675 GHz	2.690 GHz	100.000 kHz	2.68966 GHz	18.35 dBm	-14.65 dB
2.690 GHz	2.695 GHz	100.000 kHz	2.69001 GHz	-14.10 dBm	-4.10 dB
2.695 GHz	2.696 GHz	100.000 kHz	2.69582 GHz	-53.63 dBm	-40.63 dB
2.696 GHz	2.705 GHz	100.000 kHz	2.69939 GHz	-49.56 dBm	-24.56 dB

RB25#0

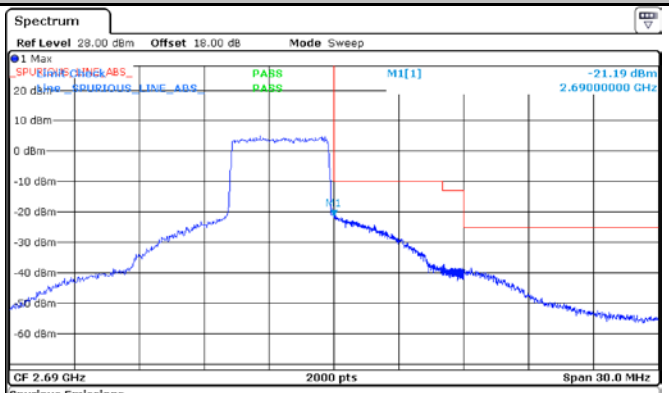

Spurious Emissions

Range Low	Range Up	RBW	Frequency	Power Abs	ΔLimit
2.675 GHz	2.690 GHz	100.000 kHz	2.68657 GHz	4.84 dBm	-28.16 dB
2.690 GHz	2.695 GHz	100.000 kHz	2.69009 GHz	-21.05 dBm	-11.05 dB
2.695 GHz	2.696 GHz	100.000 kHz	2.69506 GHz	-37.30 dBm	-24.30 dB
2.696 GHz	2.705 GHz	100.000 kHz	2.69635 GHz	-38.49 dBm	-13.49 dB

16QAM

RB1#0

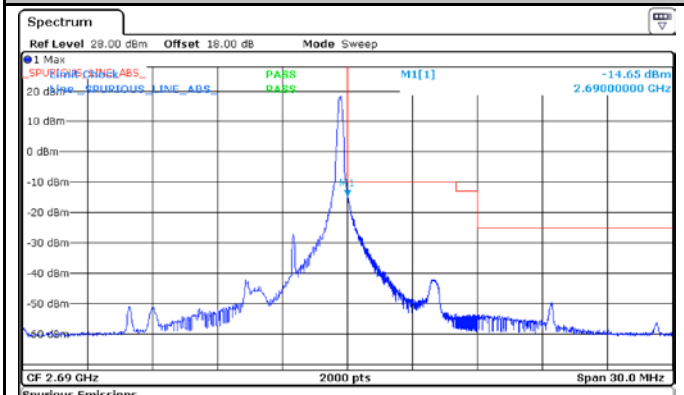

Spurious Emissions

Range Low	Range Up	RBW	Frequency	Power Abs	ΔLimit
2.675 GHz	2.690 GHz	100.000 kHz	2.68966 GHz	18.18 dBm	-14.82 dB
2.690 GHz	2.695 GHz	100.000 kHz	2.69001 GHz	-14.32 dBm	-4.32 dB
2.695 GHz	2.696 GHz	100.000 kHz	2.69501 GHz	-53.36 dBm	-40.36 dB
2.696 GHz	2.705 GHz	100.000 kHz	2.69941 GHz	-49.52 dBm	-24.52 dB

RB25#0

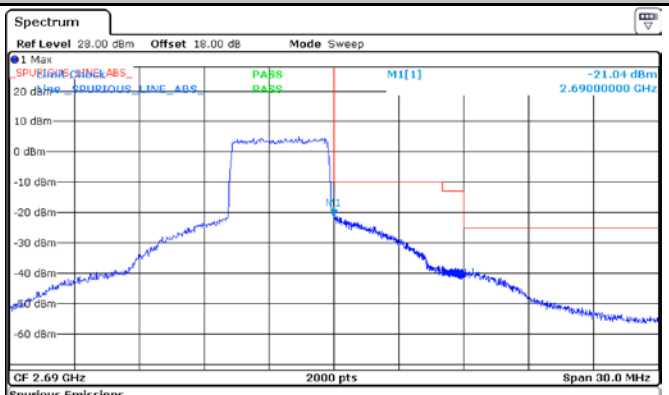

Spurious Emissions

Range Low	Range Up	RBW	Frequency	Power Abs	ΔLimit
2.675 GHz	2.690 GHz	100.000 kHz	2.68630 GHz	4.53 dBm	-28.47 dB
2.690 GHz	2.695 GHz	100.000 kHz	2.69001 GHz	-21.04 dBm	-11.04 dB
2.695 GHz	2.696 GHz	100.000 kHz	2.69501 GHz	-37.77 dBm	-24.77 dB
2.696 GHz	2.705 GHz	100.000 kHz	2.69641 GHz	-38.38 dBm	-13.38 dB

LTE Band41: BAND EDGE EMISSION

Test BW: 10MHz - Low Channel

QPSK

RB1#0

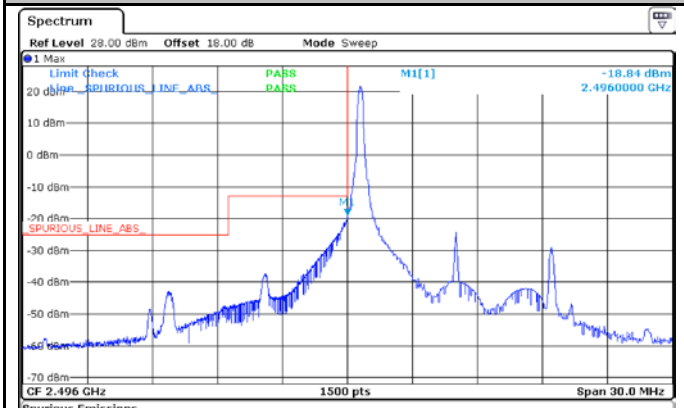

Spurious Emissions

Range Low	Range Up	RBW	Frequency	Power Abs	ΔLimit
2.481 GHz	2.490 GHz	100.000 kHz	2.48774 GHz	-42.61 dBm	-17.61 dB
2.490 GHz	2.496 GHz	100.000 kHz	2.49599 GHz	-18.98 dBm	-5.98 dB
2.496 GHz	2.511 GHz	100.000 kHz	2.49659 GHz	21.64 dBm	-11.36 dB

RB50#0

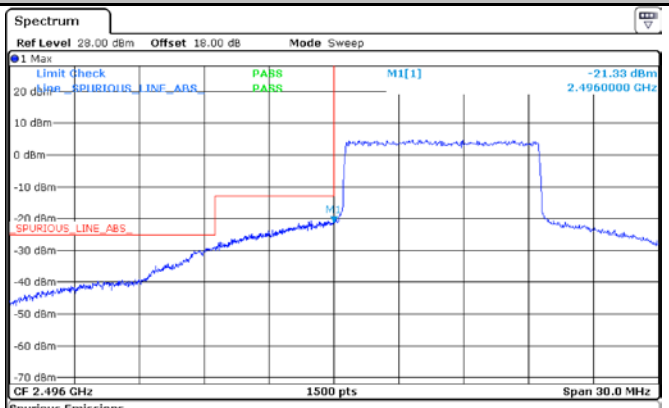

Spurious Emissions

Range Low	Range Up	RBW	Frequency	Power Abs	ΔLimit
2.481 GHz	2.490 GHz	100.000 kHz	2.49047 GHz	-29.06 dBm	-4.06 dB
2.490 GHz	2.496 GHz	100.000 kHz	2.49493 GHz	-20.65 dBm	-7.65 dB
2.496 GHz	2.511 GHz	100.000 kHz	2.50028 GHz	4.79 dBm	-28.21 dB

16QAM

RB1#0

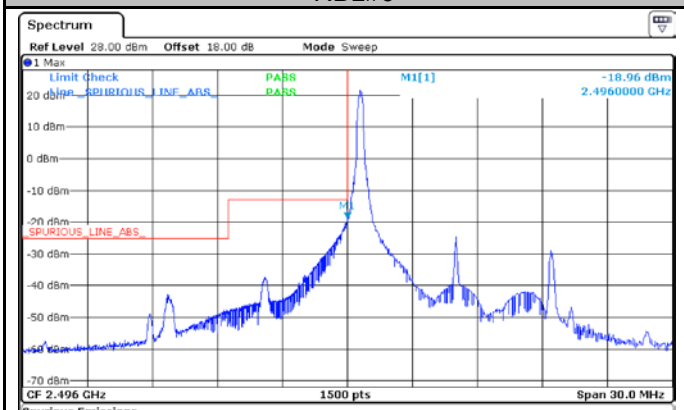

Spurious Emissions

Range Low	Range Up	RBW	Frequency	Power Abs	ΔLimit
2.481 GHz	2.490 GHz	100.000 kHz	2.48770 GHz	-42.66 dBm	-17.66 dB
2.490 GHz	2.496 GHz	100.000 kHz	2.49599 GHz	-19.92 dBm	-6.92 dB
2.496 GHz	2.511 GHz	100.000 kHz	2.49659 GHz	21.42 dBm	-11.58 dB

RB50#0

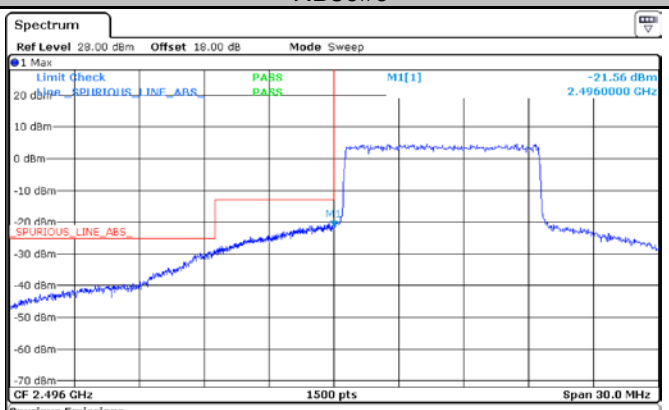

Spurious Emissions

Range Low	Range Up	RBW	Frequency	Power Abs	ΔLimit
2.481 GHz	2.490 GHz	100.000 kHz	2.49045 GHz	-28.82 dBm	-3.82 dB
2.490 GHz	2.496 GHz	100.000 kHz	2.49579 GHz	-20.38 dBm	-7.38 dB
2.496 GHz	2.511 GHz	100.000 kHz	2.50445 GHz	4.75 dBm	-28.25 dB

LTE Band41: BAND EDGE EMISSION

Test BW: 10MHz - High Channel

QPSK

RB1#0

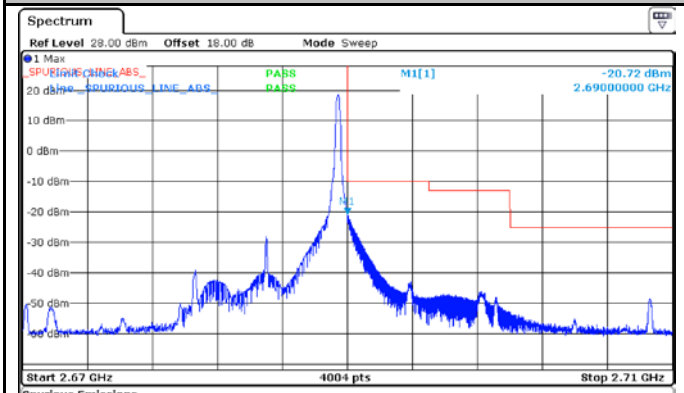

Spurious Emissions

Range Low	Range Up	RBW	Frequency	Power Abs	ΔLimit
2.670 GHz	2.690 GHz	100.000 kHz	2.68943 GHz	18.64 dBm	-14.36 dB
2.690 GHz	2.695 GHz	100.000 kHz	2.69000 GHz	-20.72 dBm	-10.72 dB
2.695 GHz	2.700 GHz	100.000 kHz	2.69822 GHz	-46.12 dBm	-33.12 dB
2.700 GHz	2.710 GHz	100.000 kHz	2.70061 GHz	-48.73 dBm	-23.73 dB

RB50#0

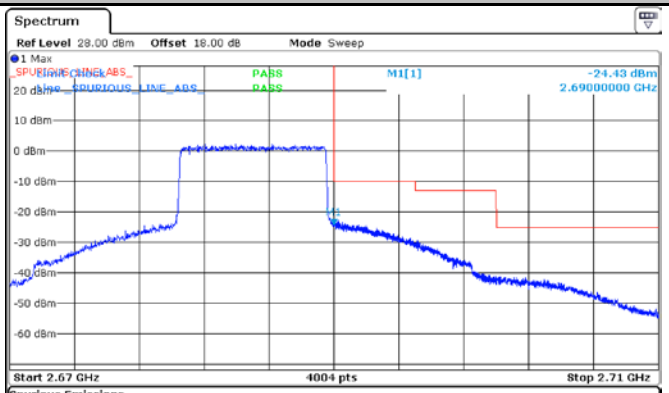

Spurious Emissions

Range Low	Range Up	RBW	Frequency	Power Abs	ΔLimit
2.670 GHz	2.690 GHz	100.000 kHz	2.68204 GHz	2.32 dBm	-30.68 dB
2.690 GHz	2.695 GHz	100.000 kHz	2.69025 GHz	-22.63 dBm	-12.63 dB
2.695 GHz	2.700 GHz	100.000 kHz	2.69516 GHz	-29.34 dBm	-16.34 dB
2.700 GHz	2.710 GHz	100.000 kHz	2.70027 GHz	-41.29 dBm	-16.29 dB

16QAM

RB1#0

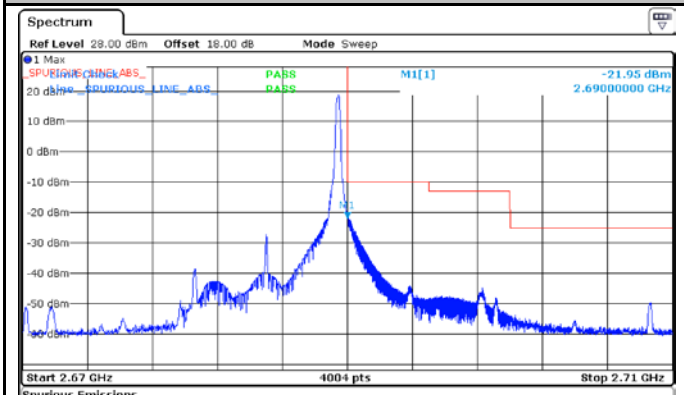

Spurious Emissions

Range Low	Range Up	RBW	Frequency	Power Abs	ΔLimit
2.670 GHz	2.690 GHz	100.000 kHz	2.68943 GHz	18.68 dBm	-14.32 dB
2.690 GHz	2.695 GHz	100.000 kHz	2.69001 GHz	-20.15 dBm	-10.15 dB
2.695 GHz	2.700 GHz	100.000 kHz	2.69830 GHz	-45.03 dBm	-32.03 dB
2.700 GHz	2.710 GHz	100.000 kHz	2.70062 GHz	-49.78 dBm	-24.78 dB

RB50#0

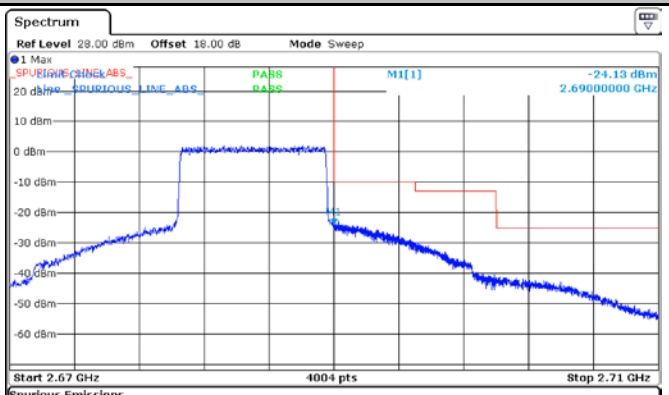

Spurious Emissions

Range Low	Range Up	RBW	Frequency	Power Abs	ΔLimit
2.670 GHz	2.690 GHz	100.000 kHz	2.68805 GHz	1.95 dBm	-31.05 dB
2.690 GHz	2.695 GHz	100.000 kHz	2.69026 GHz	-22.61 dBm	-12.61 dB
2.695 GHz	2.700 GHz	100.000 kHz	2.69519 GHz	-29.90 dBm	-16.90 dB
2.700 GHz	2.710 GHz	100.000 kHz	2.70020 GHz	-41.21 dBm	-16.21 dB

LTE Band41: BAND EDGE EMISSION

Test BW: 15MHz - Low Channel

QPSK

RB1#0

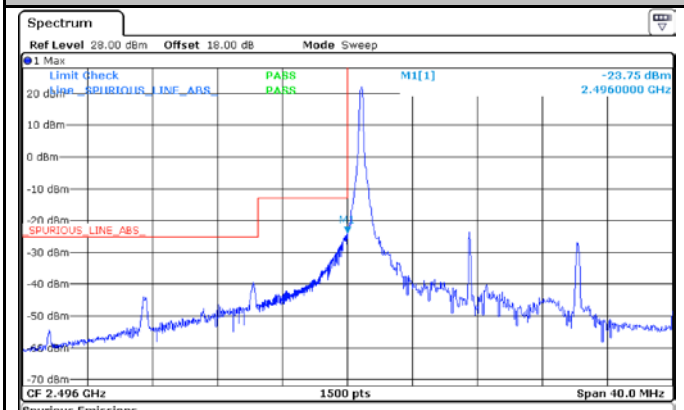

Spurious Emissions

Range Low	Range Up	RBW	Frequency	Power Abs	ΔLimit
2.476 GHz	2.490 GHz	100.000 kHz	2.49020 GHz	-39.26 dBm	-14.26 dB
2.490 GHz	2.496 GHz	100.000 kHz	2.49599 GHz	-23.81 dBm	-10.81 dB
2.496 GHz	2.516 GHz	100.000 kHz	2.49686 GHz	21.95 dBm	-11.05 dB

RB75#0

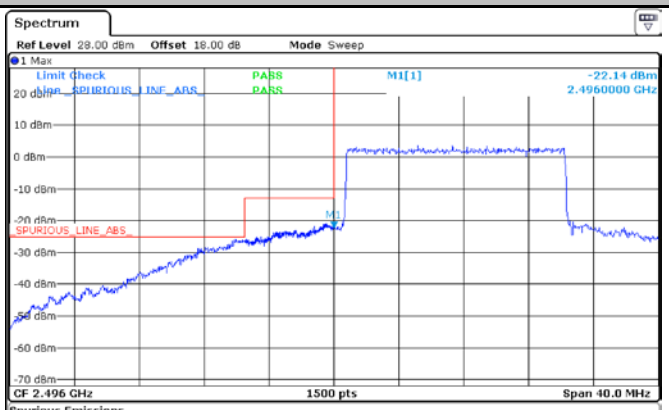

Spurious Emissions

Range Low	Range Up	RBW	Frequency	Power Abs	ΔLimit
2.476 GHz	2.490 GHz	100.000 kHz	2.49040 GHz	-26.04 dBm	-1.04 dB
2.490 GHz	2.496 GHz	100.000 kHz	2.49554 GHz	-20.98 dBm	-7.98 dB
2.496 GHz	2.516 GHz	100.000 kHz	2.50330 GHz	3.67 dBm	-29.33 dB

16QAM

RB1#0

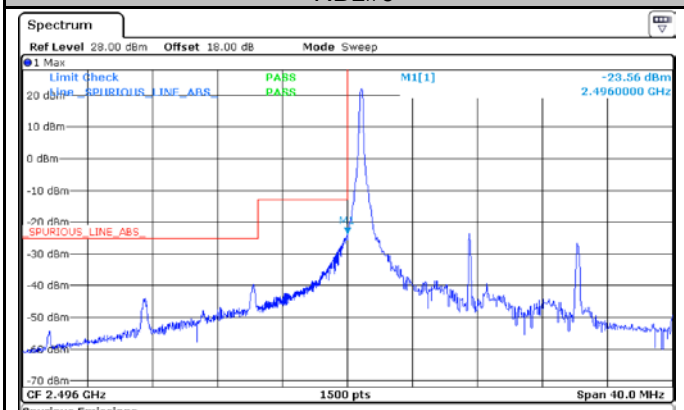

Spurious Emissions

Range Low	Range Up	RBW	Frequency	Power Abs	ΔLimit
2.476 GHz	2.490 GHz	100.000 kHz	2.49022 GHz	-39.60 dBm	-14.60 dB
2.490 GHz	2.496 GHz	100.000 kHz	2.49599 GHz	-23.83 dBm	-10.83 dB
2.496 GHz	2.516 GHz	100.000 kHz	2.49686 GHz	21.99 dBm	-11.01 dB

RB75#0

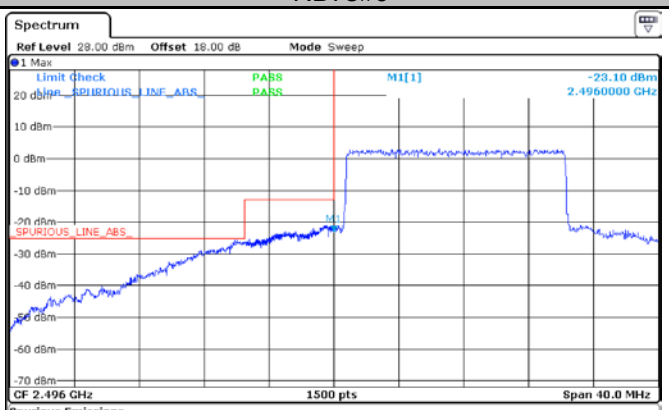

Spurious Emissions

Range Low	Range Up	RBW	Frequency	Power Abs	ΔLimit
2.476 GHz	2.490 GHz	100.000 kHz	2.49005 GHz	-25.74 dBm	-0.74 dB
2.490 GHz	2.496 GHz	100.000 kHz	2.49553 GHz	-20.87 dBm	-7.87 dB
2.496 GHz	2.516 GHz	100.000 kHz	2.50246 GHz	3.01 dBm	-29.99 dB

LTE Band41: BAND EDGE EMISSION

Test BW: 15MHz - High Channel

QPSK

RB1#0

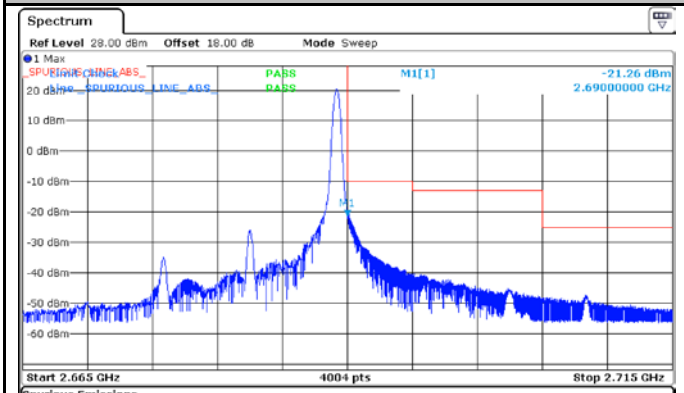

Spurious Emissions

Range Low	Range Up	RBW	Frequency	Power Abs	ΔLimit
2.665 GHz	2.690 GHz	300.000 kHz	2.68916 GHz	20.42 dBm	-12.58 dB
2.690 GHz	2.695 GHz	300.000 kHz	2.69001 GHz	-20.02 dBm	-10.02 dB
2.695 GHz	2.705 GHz	300.000 kHz	2.69512 GHz	-40.31 dBm	-27.31 dB
2.705 GHz	2.715 GHz	300.000 kHz	2.70828 GHz	-47.42 dBm	-22.42 dB

RB75#0

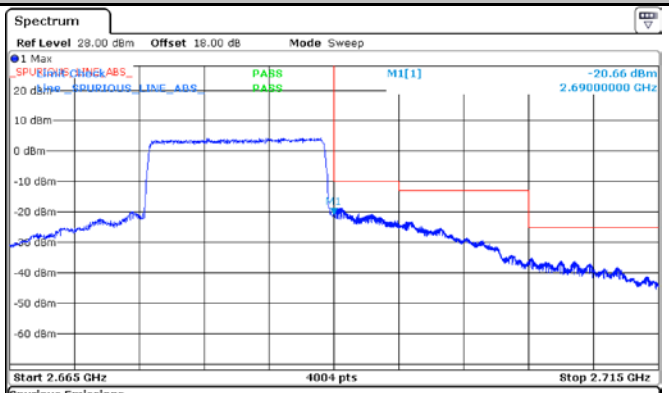

Spurious Emissions

Range Low	Range Up	RBW	Frequency	Power Abs	ΔLimit
2.665 GHz	2.690 GHz	300.000 kHz	2.68901 GHz	4.35 dBm	-28.65 dB
2.690 GHz	2.695 GHz	300.000 kHz	2.69047 GHz	-18.83 dBm	-8.83 dB
2.695 GHz	2.705 GHz	300.000 kHz	2.69598 GHz	-23.20 dBm	-10.20 dB
2.705 GHz	2.715 GHz	300.000 kHz	2.70522 GHz	-35.22 dBm	-10.22 dB

16QAM

RB1#0

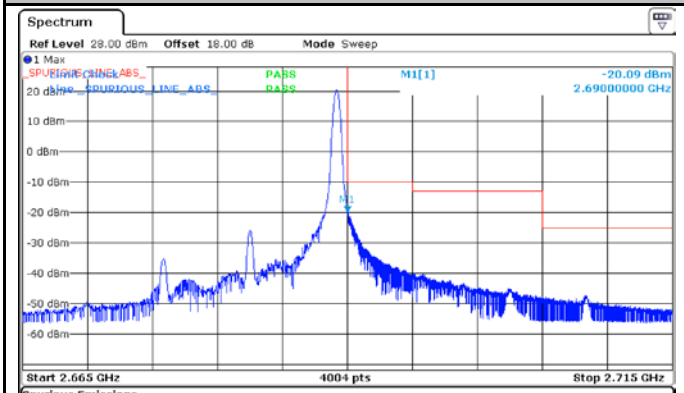

Spurious Emissions

Range Low	Range Up	RBW	Frequency	Power Abs	ΔLimit
2.665 GHz	2.690 GHz	300.000 kHz	2.68916 GHz	20.49 dBm	-12.51 dB
2.690 GHz	2.695 GHz	300.000 kHz	2.69002 GHz	-19.29 dBm	-9.29 dB
2.695 GHz	2.705 GHz	300.000 kHz	2.69517 GHz	-40.13 dBm	-27.13 dB
2.705 GHz	2.715 GHz	300.000 kHz	2.70826 GHz	-47.44 dBm	-22.44 dB

RB75#0

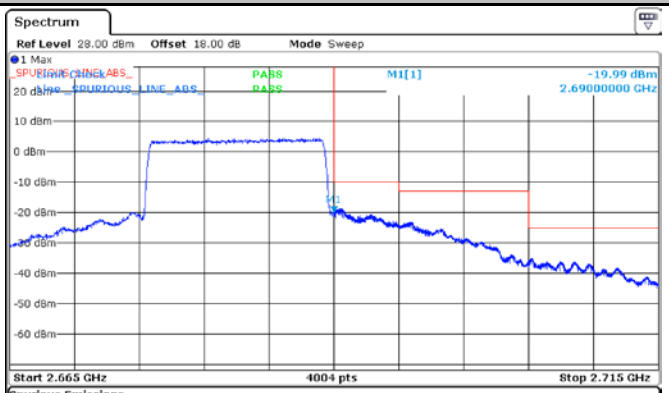

Spurious Emissions

Range Low	Range Up	RBW	Frequency	Power Abs	ΔLimit
2.665 GHz	2.690 GHz	300.000 kHz	2.68884 GHz	4.40 dBm	-28.60 dB
2.690 GHz	2.695 GHz	300.000 kHz	2.69050 GHz	-18.79 dBm	-8.79 dB
2.695 GHz	2.705 GHz	300.000 kHz	2.69598 GHz	-23.14 dBm	-10.14 dB
2.705 GHz	2.715 GHz	300.000 kHz	2.70522 GHz	-35.04 dBm	-10.04 dB

LTE Band41: BAND EDGE EMISSION

Test BW: 20MHz - Low Channel

QPSK

RB1#0

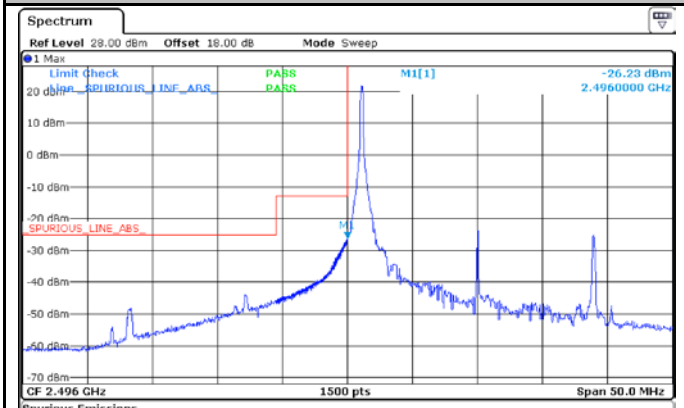

Spurious Emissions

Range Low	Range Up	RBW	Frequency	Power Abs	ΔLimit
2.471 GHz	2.490 GHz	100.000 kHz	2.48814 GHz	-43.94 dBm	-18.94 dB
2.490 GHz	2.496 GHz	100.000 kHz	2.49598 GHz	-26.26 dBm	-13.26 dB
2.496 GHz	2.521 GHz	100.000 kHz	2.49708 GHz	21.76 dBm	-11.24 dB

RB100#0

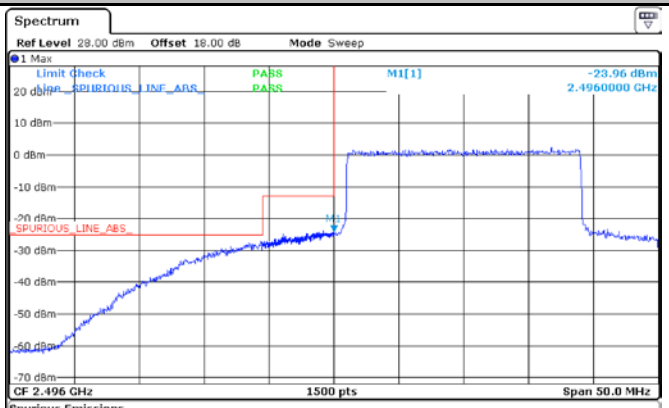

Spurious Emissions

Range Low	Range Up	RBW	Frequency	Power Abs	ΔLimit
2.471 GHz	2.490 GHz	100.000 kHz	2.49044 GHz	-27.34 dBm	-2.34 dB
2.490 GHz	2.496 GHz	100.000 kHz	2.49518 GHz	-24.22 dBm	-11.22 dB
2.496 GHz	2.521 GHz	100.000 kHz	2.51273 GHz	2.05 dBm	-30.95 dB

16QAM

RB1#0

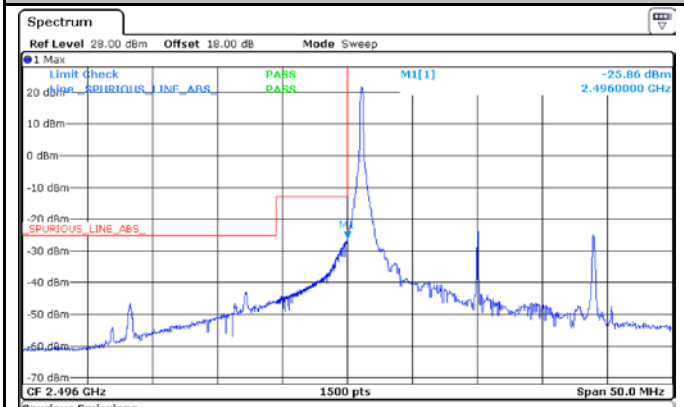

Spurious Emissions

Range Low	Range Up	RBW	Frequency	Power Abs	ΔLimit
2.471 GHz	2.490 GHz	100.000 kHz	2.48822 GHz	-43.11 dBm	-18.11 dB
2.490 GHz	2.496 GHz	100.000 kHz	2.49598 GHz	-26.45 dBm	-13.45 dB
2.496 GHz	2.521 GHz	100.000 kHz	2.49708 GHz	21.86 dBm	-11.14 dB

RB100#0

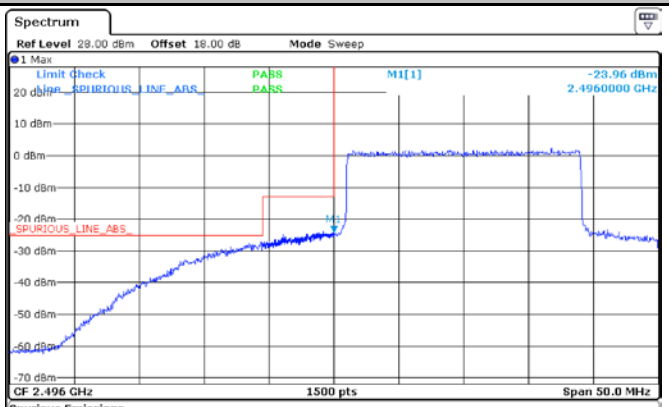

Spurious Emissions

Range Low	Range Up	RBW	Frequency	Power Abs	ΔLimit
2.471 GHz	2.490 GHz	100.000 kHz	2.49044 GHz	-27.34 dBm	-2.34 dB
2.490 GHz	2.496 GHz	100.000 kHz	2.49518 GHz	-24.22 dBm	-11.22 dB
2.496 GHz	2.521 GHz	100.000 kHz	2.51273 GHz	2.05 dBm	-30.95 dB

LTE Band41: BAND EDGE EMISSION

Test BW: 20MHz - High Channel

QPSK

RB1#0

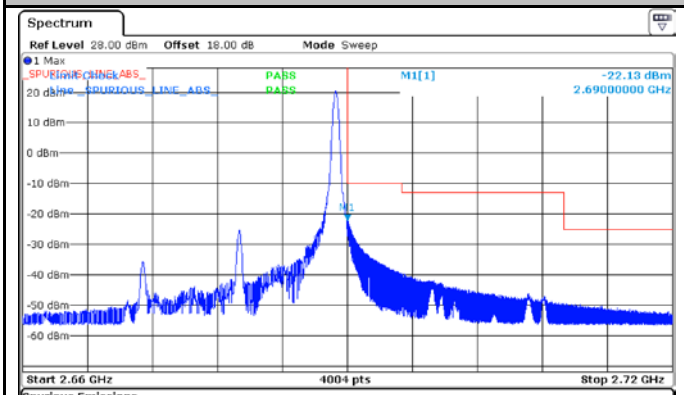

Spurious Emissions

Range Low	Range Up	RBW	Frequency	Power Abs	ΔLimit
2.660 GHz	2.690 GHz	300.000 kHz	2.68891 GHz	20.49 dBm	-12.51 dB
2.690 GHz	2.695 GHz	300.000 kHz	2.69003 GHz	-22.02 dBm	-12.02 dB
2.695 GHz	2.710 GHz	300.000 kHz	2.69511 GHz	-39.68 dBm	-26.68 dB
2.710 GHz	2.720 GHz	300.000 kHz	2.71017 GHz	-49.56 dBm	-24.56 dB

RB100#0

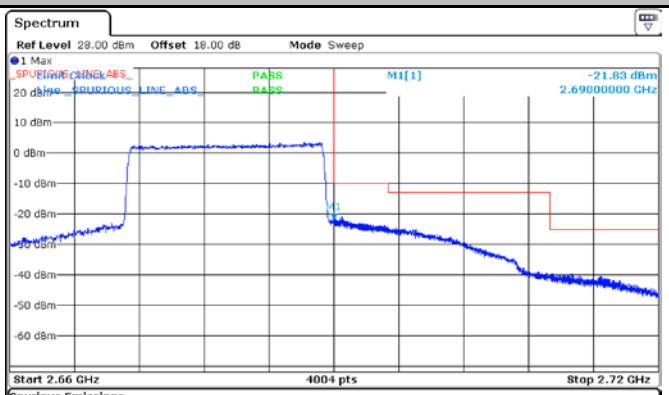

Spurious Emissions

Range Low	Range Up	RBW	Frequency	Power Abs	ΔLimit
2.660 GHz	2.690 GHz	300.000 kHz	2.68729 GHz	3.64 dBm	-29.36 dB
2.690 GHz	2.695 GHz	300.000 kHz	2.69079 GHz	-21.13 dBm	-11.13 dB
2.695 GHz	2.710 GHz	300.000 kHz	2.69576 GHz	-24.52 dBm	-11.52 dB
2.710 GHz	2.720 GHz	300.000 kHz	2.71019 GHz	-39.69 dBm	-14.69 dB

16QAM

RB1#0

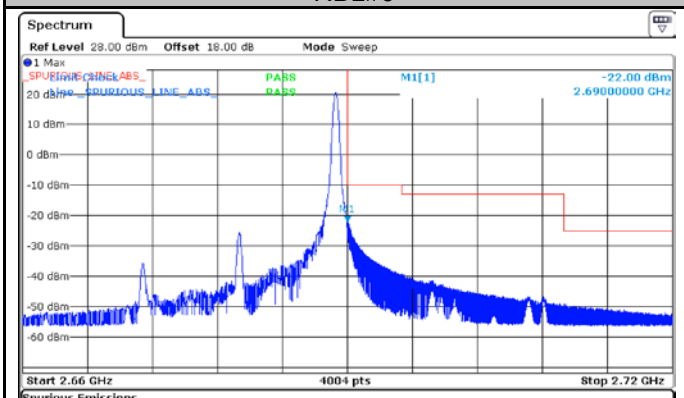

Spurious Emissions

Range Low	Range Up	RBW	Frequency	Power Abs	ΔLimit
2.660 GHz	2.690 GHz	300.000 kHz	2.68891 GHz	20.56 dBm	-12.44 dB
2.690 GHz	2.695 GHz	300.000 kHz	2.69001 GHz	-21.88 dBm	-11.88 dB
2.695 GHz	2.710 GHz	300.000 kHz	2.69510 GHz	-39.56 dBm	-26.56 dB
2.710 GHz	2.720 GHz	300.000 kHz	2.71010 GHz	-49.14 dBm	-24.14 dB

RB100#0

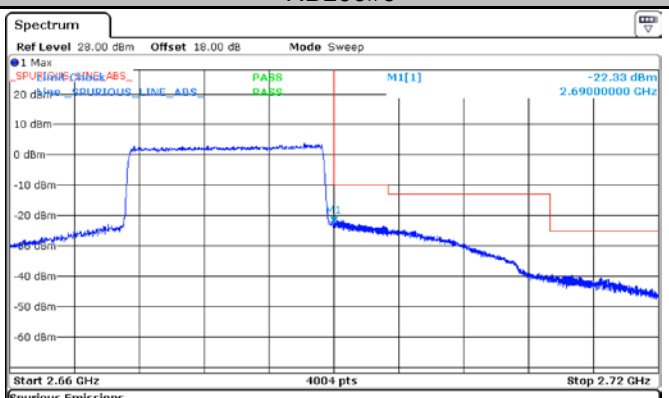

Spurious Emissions

Range Low	Range Up	RBW	Frequency	Power Abs	ΔLimit
2.660 GHz	2.690 GHz	300.000 kHz	2.68726 GHz	3.79 dBm	-29.21 dB
2.690 GHz	2.695 GHz	300.000 kHz	2.69071 GHz	-21.48 dBm	-11.48 dB
2.695 GHz	2.710 GHz	300.000 kHz	2.69555 GHz	-24.51 dBm	-11.51 dB
2.710 GHz	2.720 GHz	300.000 kHz	2.71015 GHz	-39.46 dBm	-14.46 dB

APPENDIX E: TEST DATA FOR OUT OF BAND EMISSIONS AT ANTENNA TERMINALS

Test plots as follow:

LTE Band4: OUT OF BAND EMISSIONS AT ANTENNA TERMINALS	
Test BW: 1.4MHz – Middle Channel - RB1#0	
QPSK	16QAM
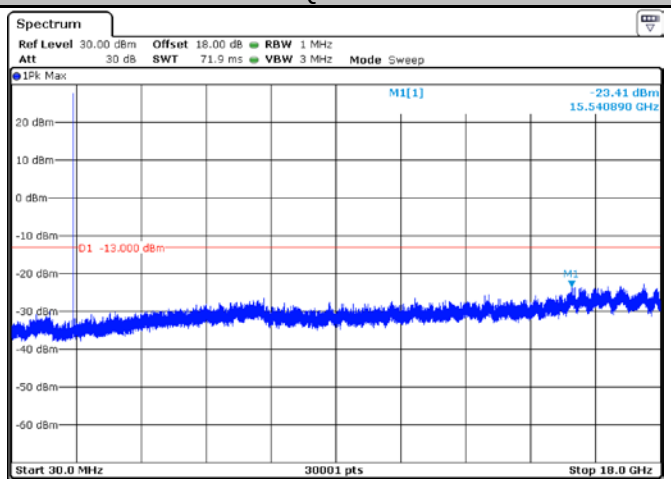	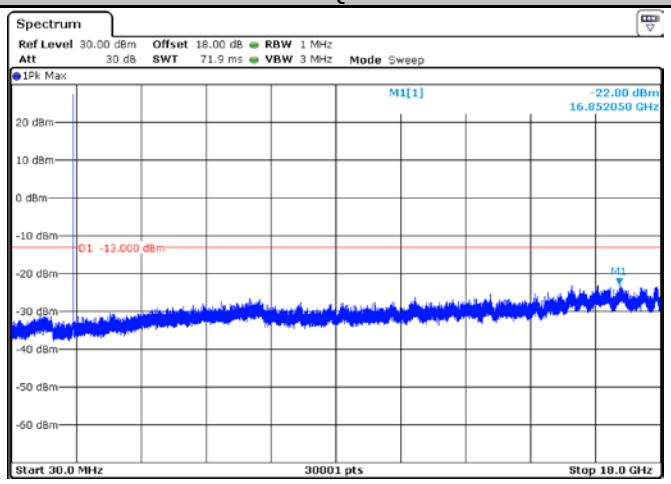

LTE Band4: OUT OF BAND EMISSIONS AT ANTENNA TERMINALS	
Test BW: 3MHz - Middle Channel - RB1#0	
QPSK	16QAM
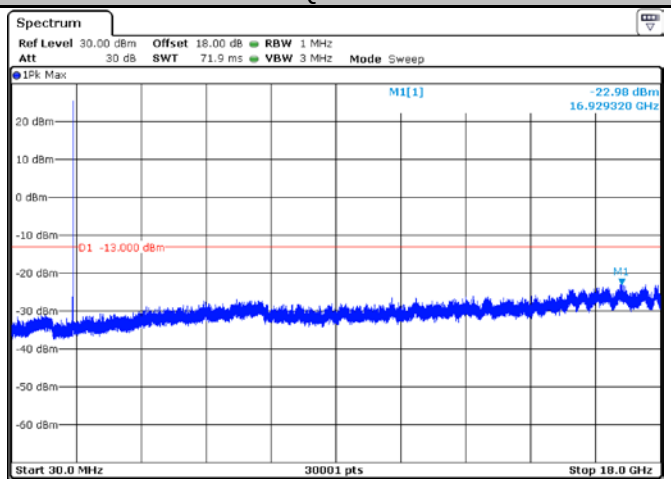	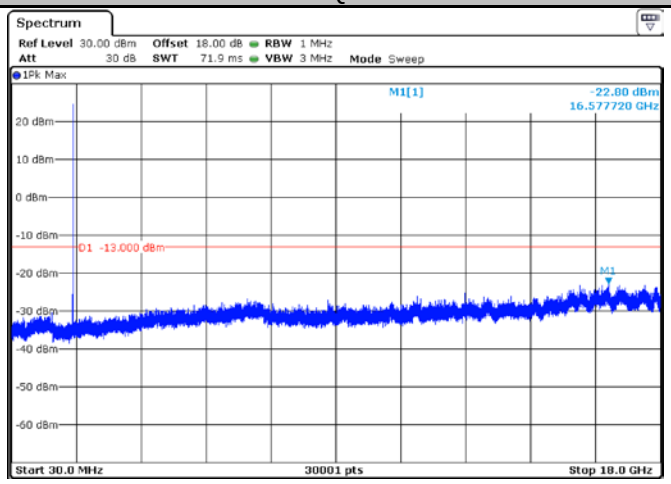

LTE Band4: OUT OF BAND EMISSIONS AT ANTENNA TERMINALS	
Test BW: 5MHz - Middle Channel - RB1#0	
QPSK	16QAM
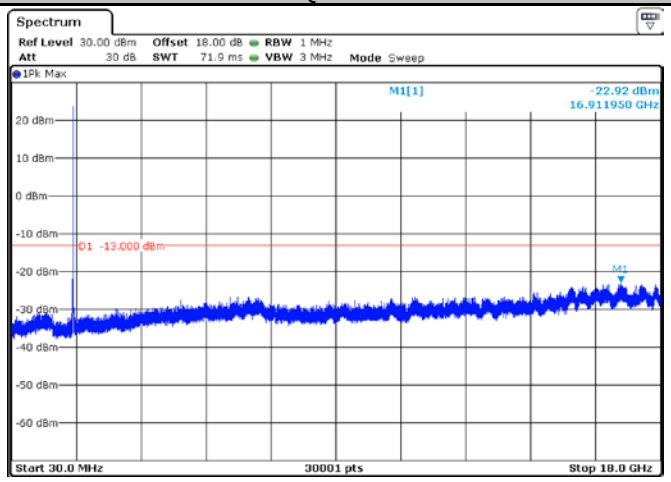	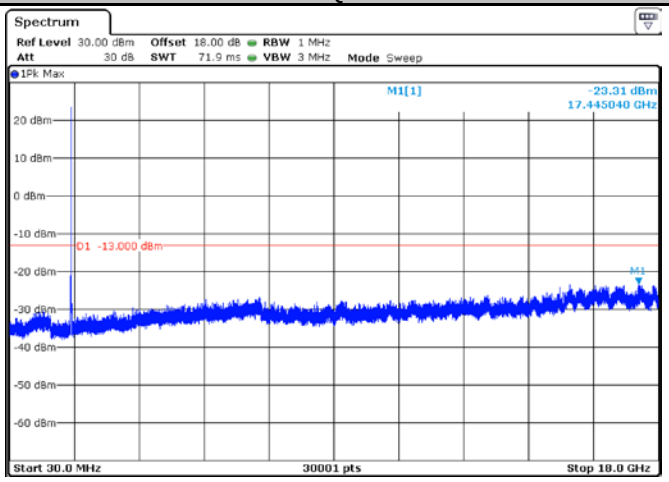

LTE Band4: OUT OF BAND EMISSIONS AT ANTENNA TERMINALS	
Test BW: 10MHz - Middle Channel - RB1#0	
QPSK	16QAM
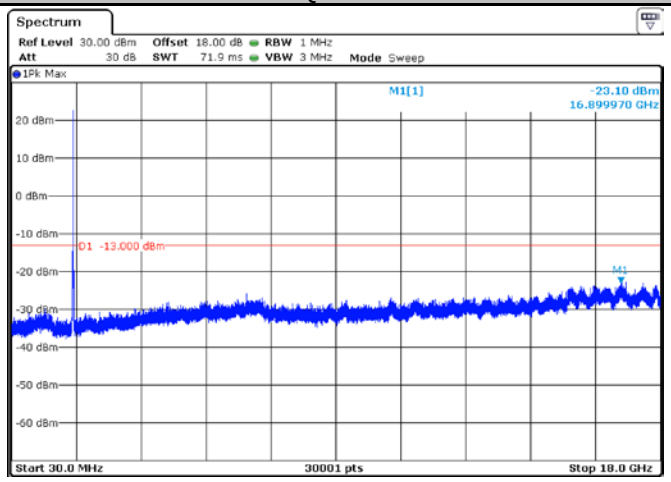	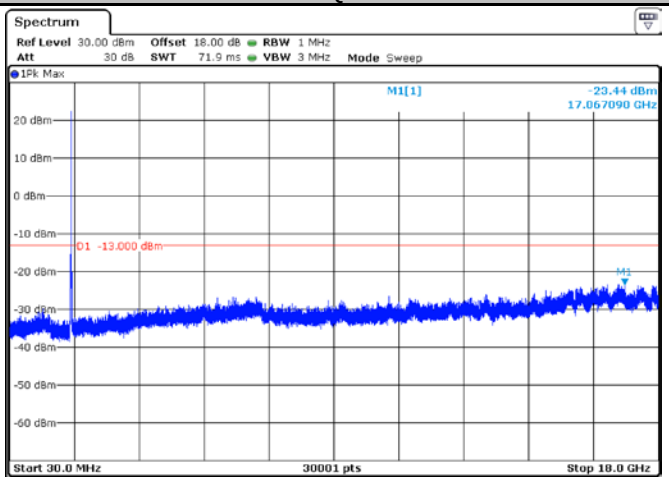

LTE Band4: OUT OF BAND EMISSIONS AT ANTENNA TERMINALS	
Test BW: 15MHz - Middle Channel - RB1#0	
QPSK	16QAM
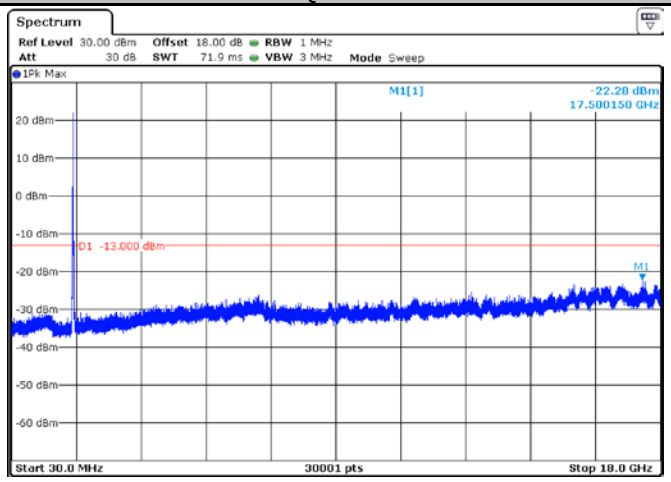	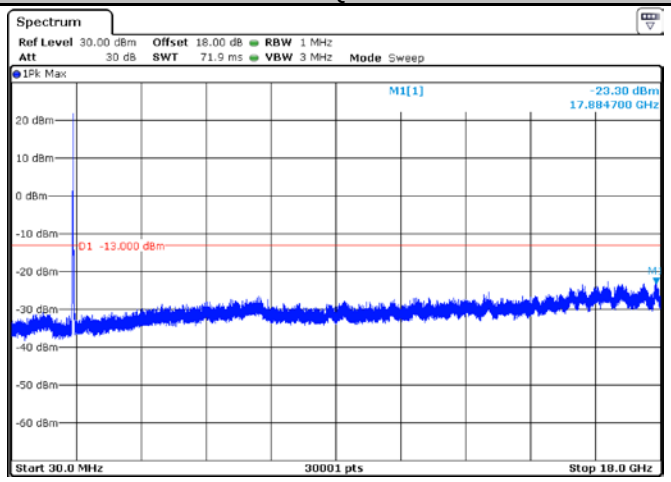

LTE Band4: OUT OF BAND EMISSIONS AT ANTENNA TERMINALS	
Test BW: 20MHz - Middle Channel - RB1#0	
QPSK	16QAM
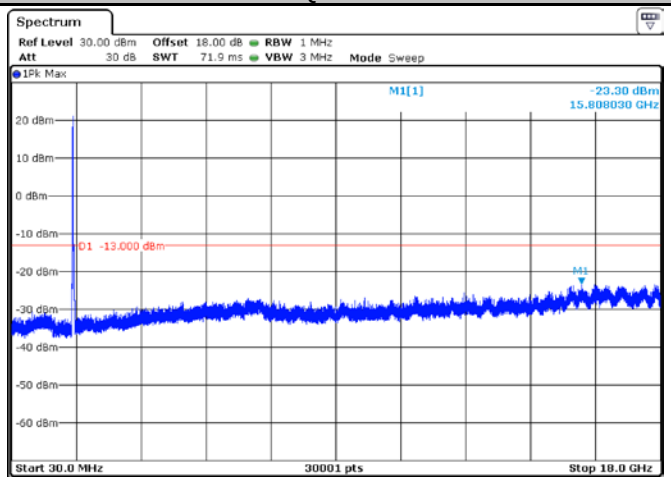	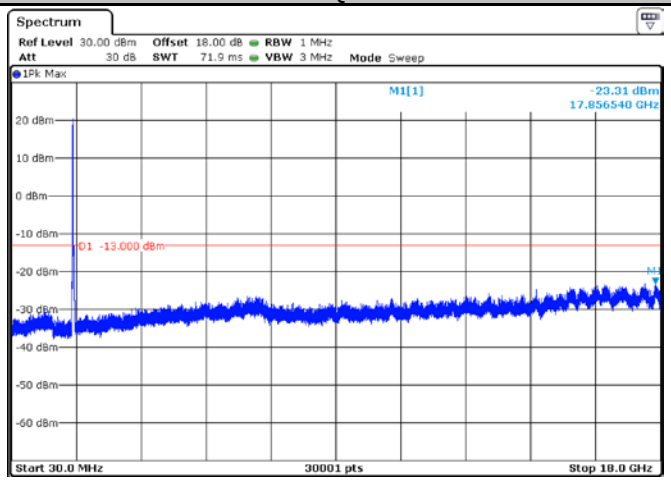

LTE Band7: OUT OF BAND EMISSIONS AT ANTENNA TERMINALS	
Test BW: 5MHz - Middle Channel - RB1#0	
QPSK	16QAM
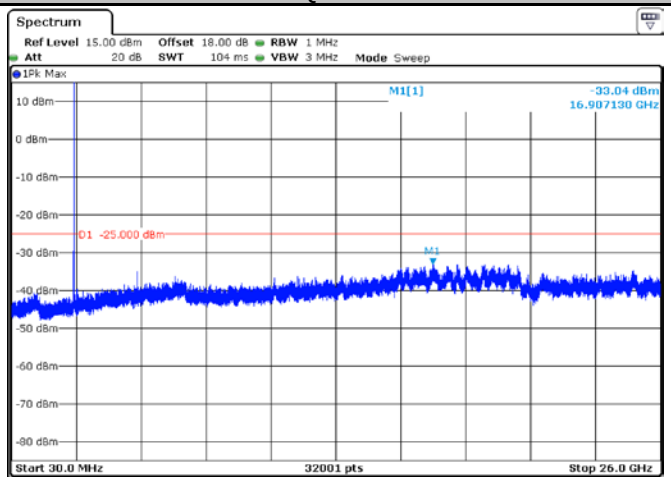	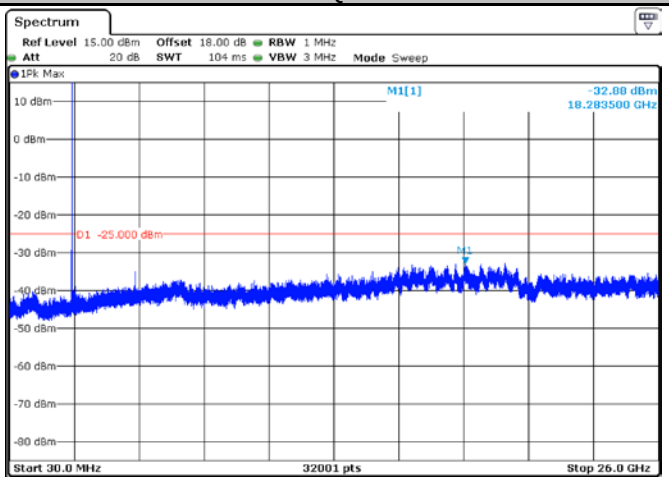

LTE Band7: OUT OF BAND EMISSIONS AT ANTENNA TERMINALS	
Test BW: 10MHz - Middle Channel - RB1#0	
QPSK	16QAM
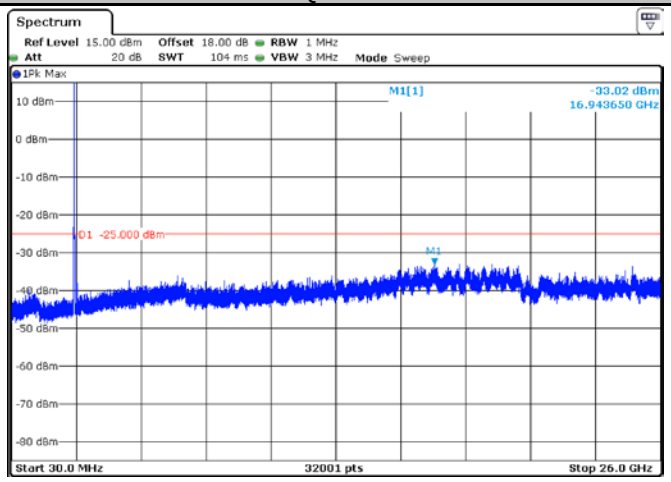	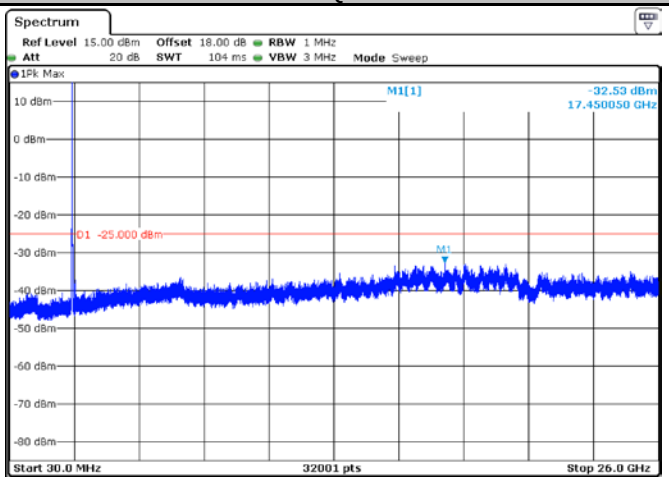

LTE Band7: OUT OF BAND EMISSIONS AT ANTENNA TERMINALS	
Test BW: 15MHz - Middle Channel - RB1#0	
QPSK	16QAM
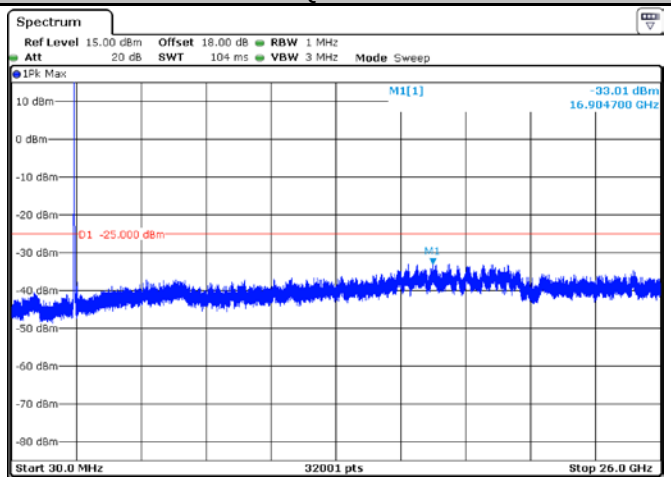	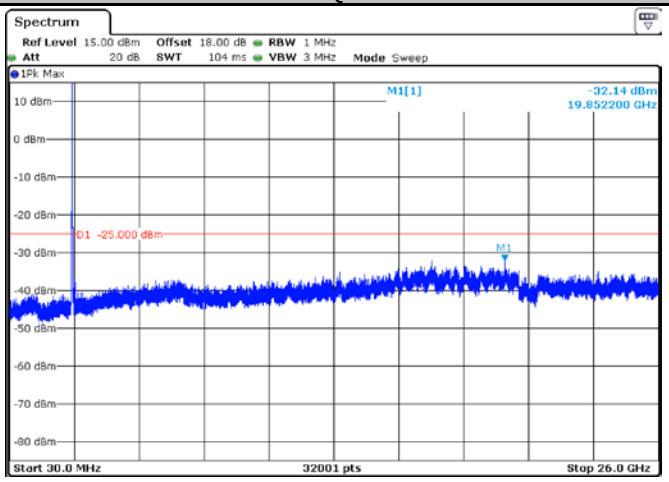

LTE Band7: OUT OF BAND EMISSIONS AT ANTENNA TERMINALS	
Test BW: 20MHz - Middle Channel - RB1#0	
QPSK	16QAM
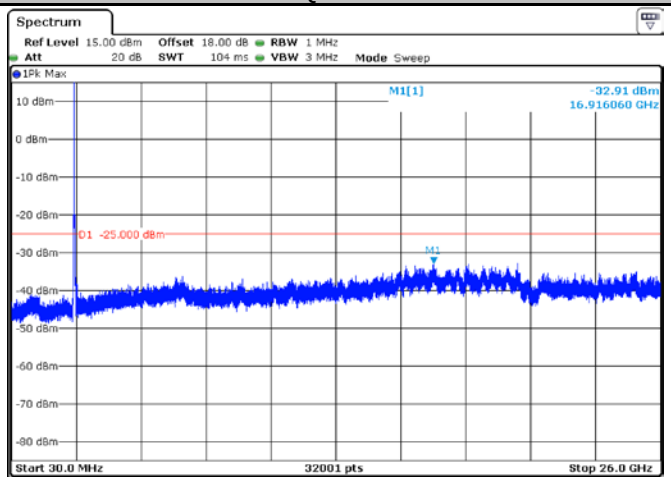	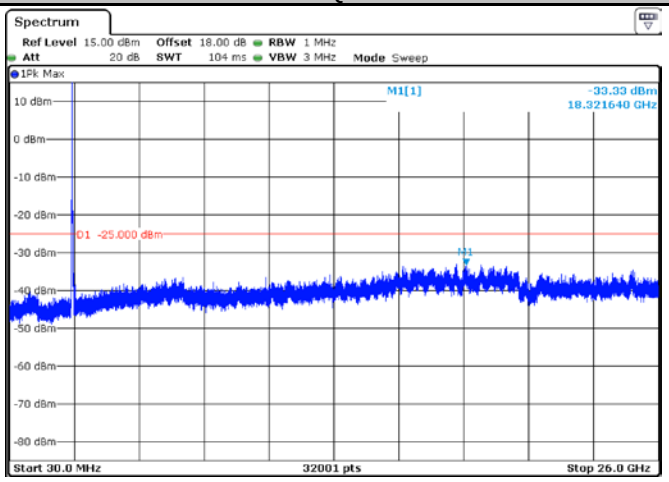

LTE Band12: OUT OF BAND EMISSIONS AT ANTENNA TERMINALS	
Test BW: 1.4MHz - Middle Channel - RB1#0	
QPSK	16QAM
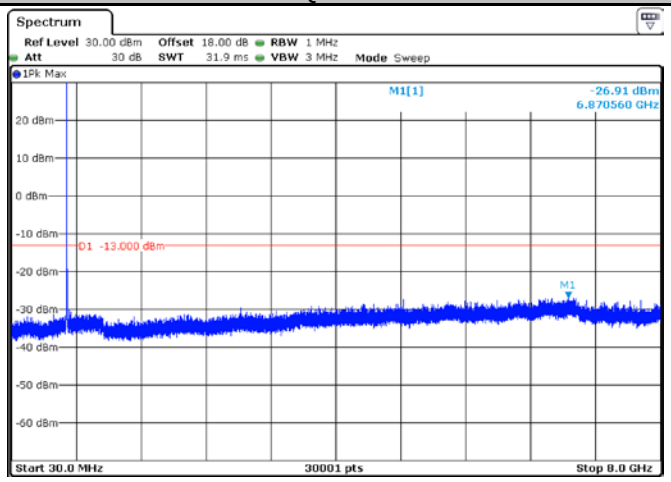	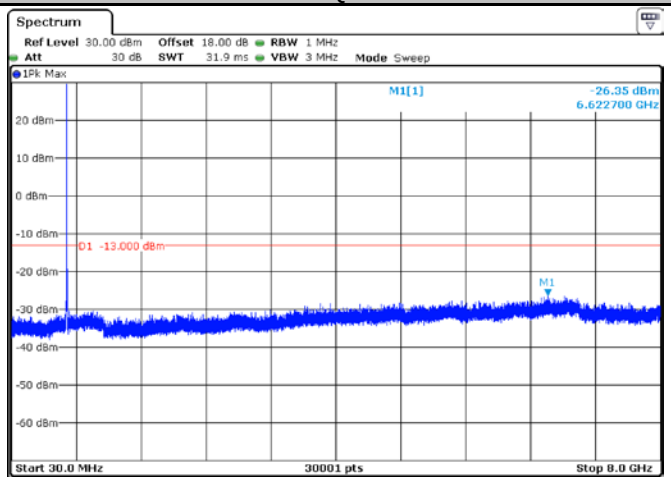

LTE Band12: OUT OF BAND EMISSIONS AT ANTENNA TERMINALS	
Test BW: 3MHz - Middle Channel - RB1#0	
QPSK	16QAM
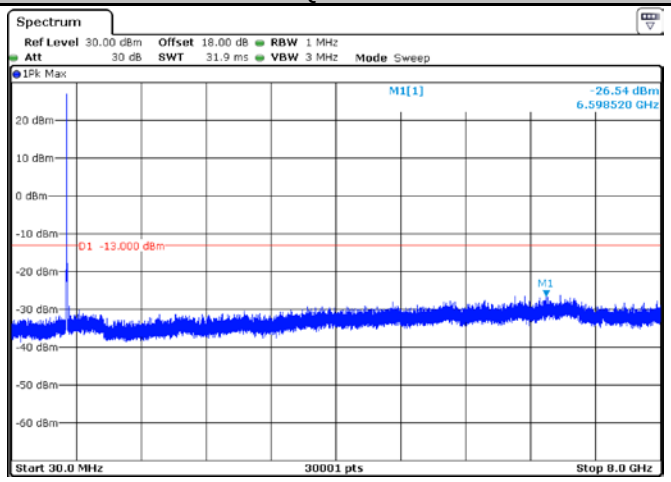	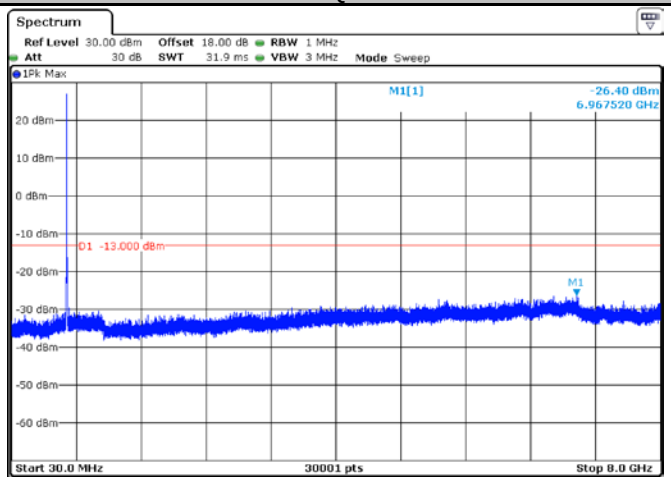

LTE Band12: OUT OF BAND EMISSIONS AT ANTENNA TERMINALS	
Test BW: 5MHz - Middle Channel - RB1#0	
QPSK	16QAM
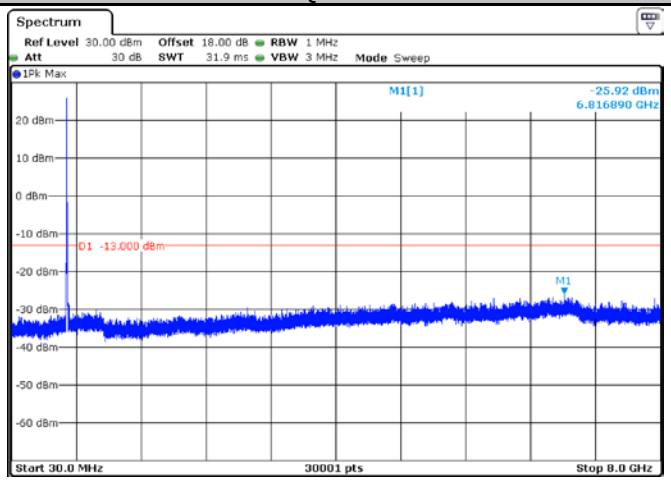	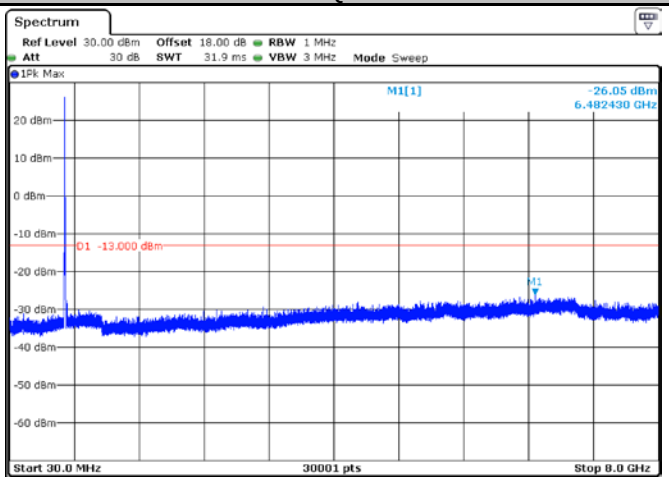

LTE Band12: OUT OF BAND EMISSIONS AT ANTENNA TERMINALS	
Test BW: 10MHz - Middle Channel - RB1#0	
QPSK	16QAM
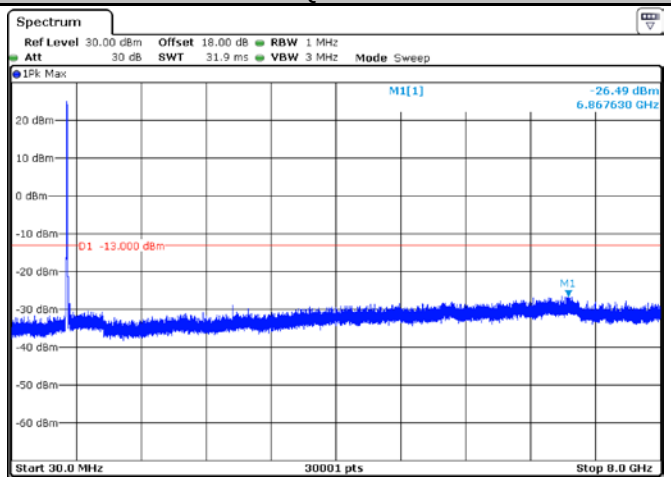	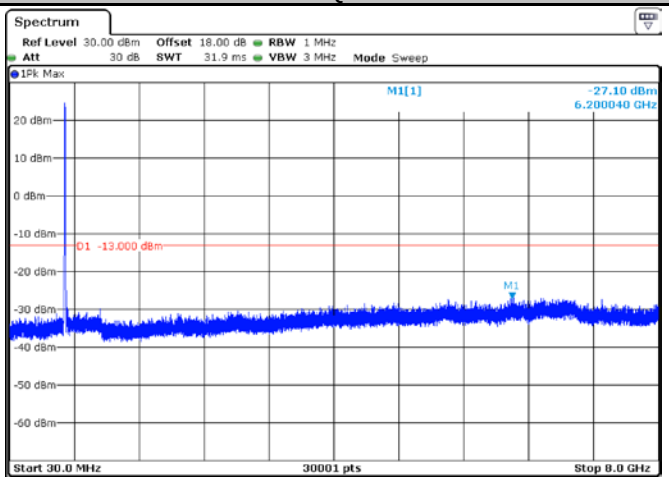

LTE Band13: OUT OF BAND EMISSIONS AT ANTENNA TERMINALS	
Test BW: 5MHz - Middle Channel - RB1#0	
QPSK	16QAM
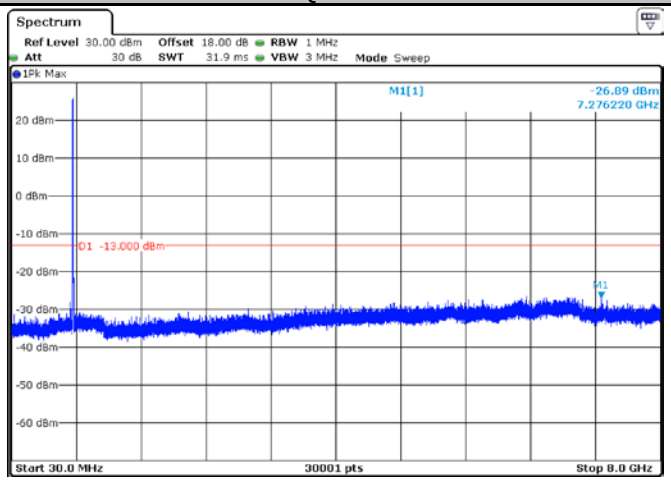	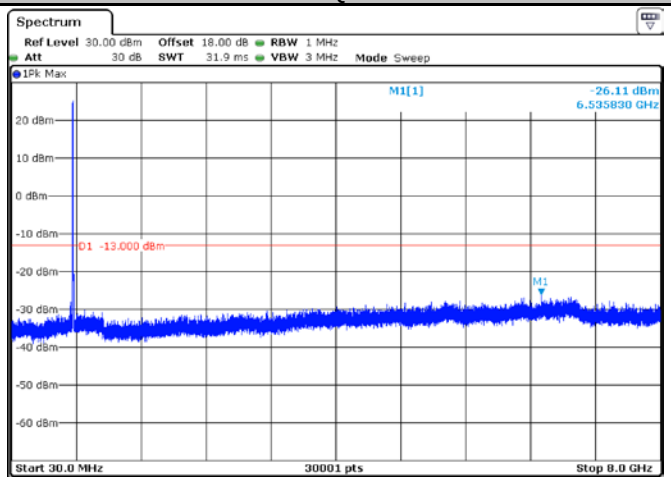

LTE Band13: OUT OF BAND EMISSIONS AT ANTENNA TERMINALS	
Test BW: 10MHz - Middle Channel - RB1#0	
QPSK	16QAM
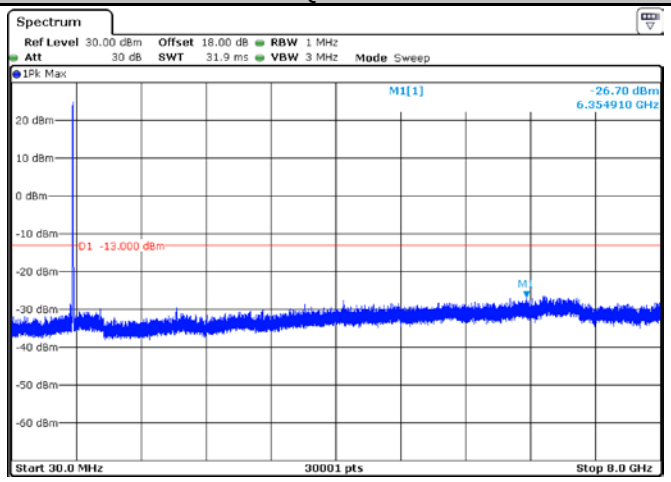	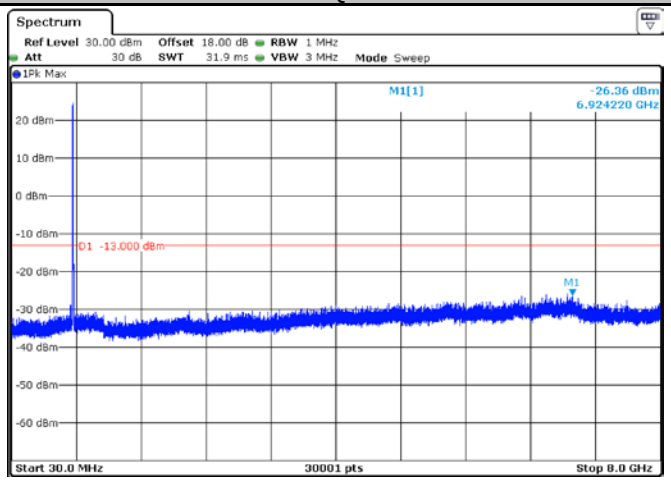

LTE Band25: OUT OF BAND EMISSIONS AT ANTENNA TERMINALS	
Test BW: 1.4MHz - Middle Channel - RB1#0	
QPSK	16QAM
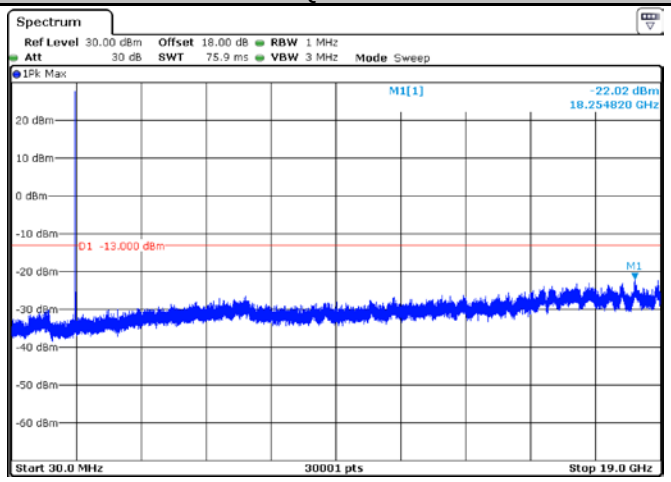	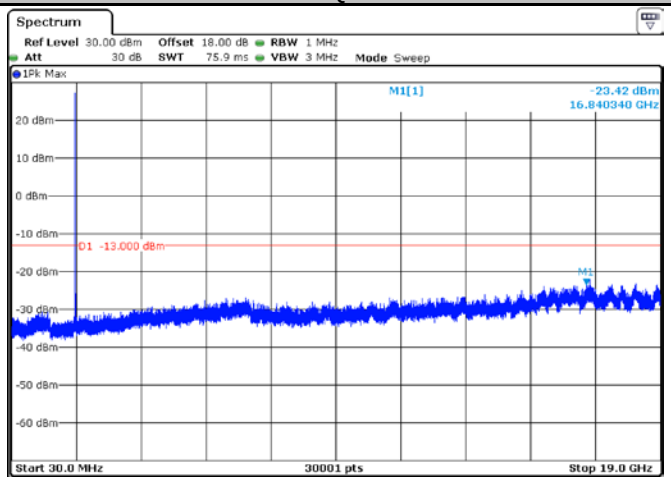

LTE Band25: OUT OF BAND EMISSIONS AT ANTENNA TERMINALS	
Test BW: 3MHz - Middle Channel - RB1#0	
QPSK	16QAM
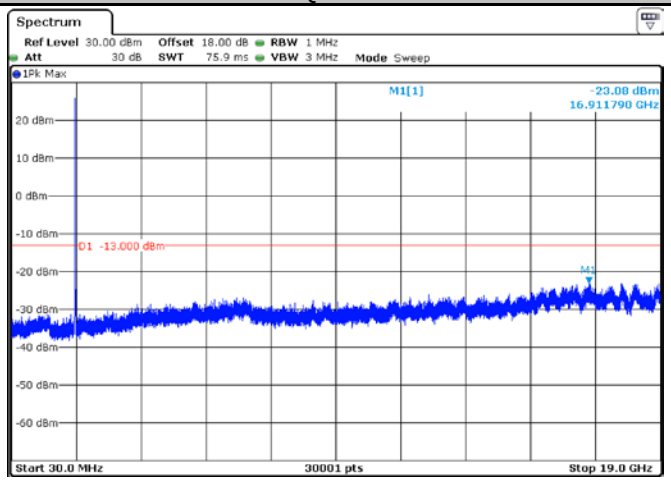	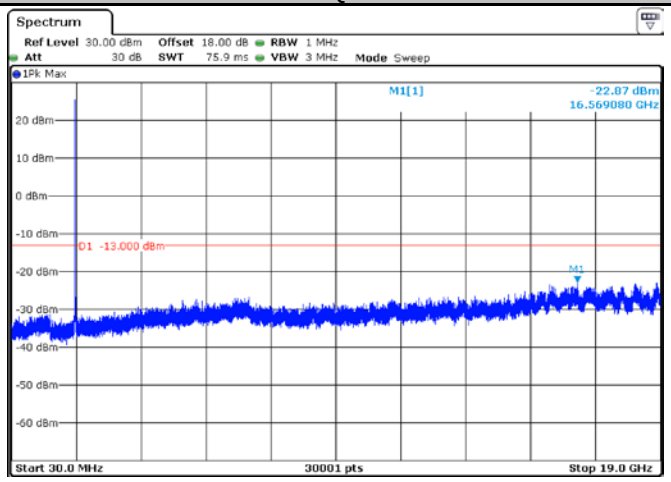

LTE Band25: OUT OF BAND EMISSIONS AT ANTENNA TERMINALS	
Test BW: 5MHz - Middle Channel - RB1#0	
QPSK	16QAM
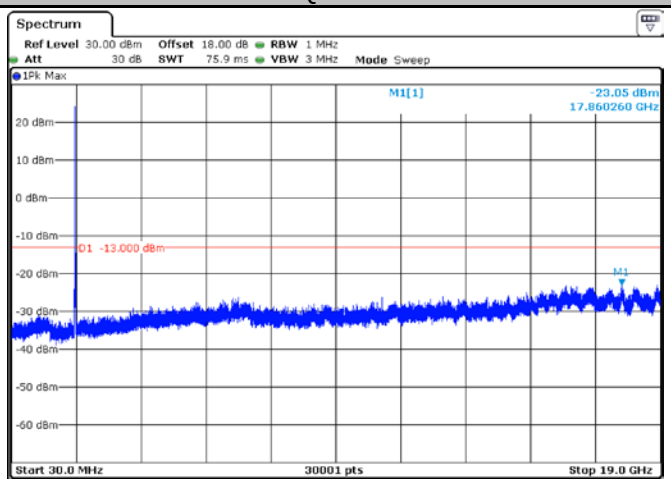	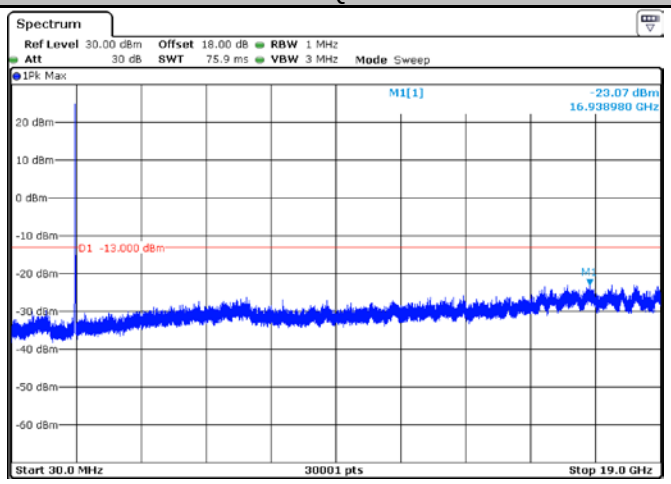

LTE Band25: OUT OF BAND EMISSIONS AT ANTENNA TERMINALS	
Test BW: 10MHz - Middle Channel - RB1#0	
QPSK	16QAM
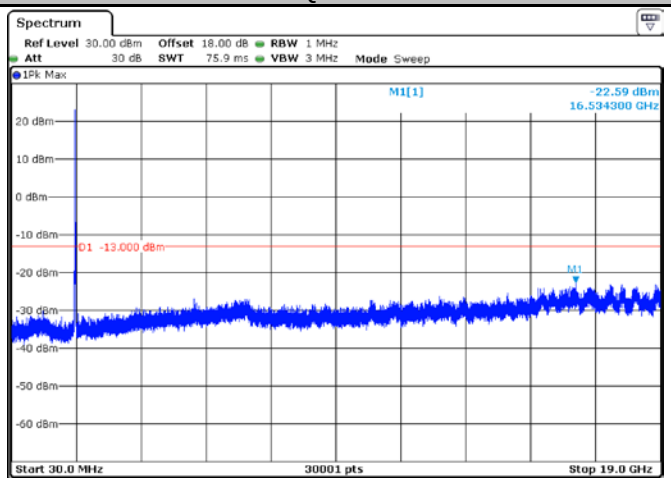	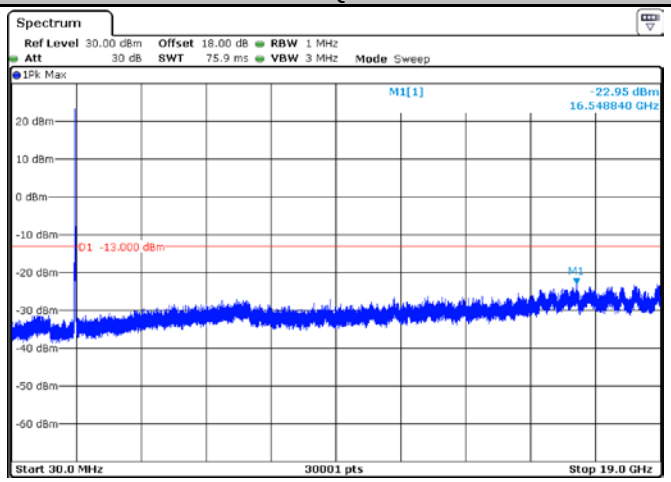

LTE Band25: OUT OF BAND EMISSIONS AT ANTENNA TERMINALS	
Test BW: 15MHz - Middle Channel - RB1#0	
QPSK	16QAM
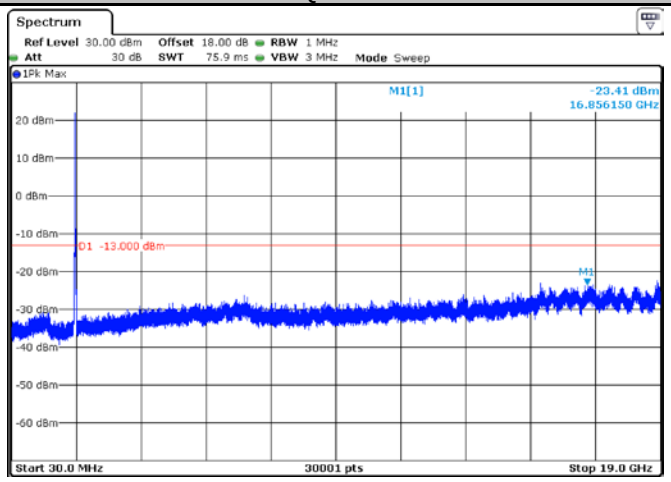	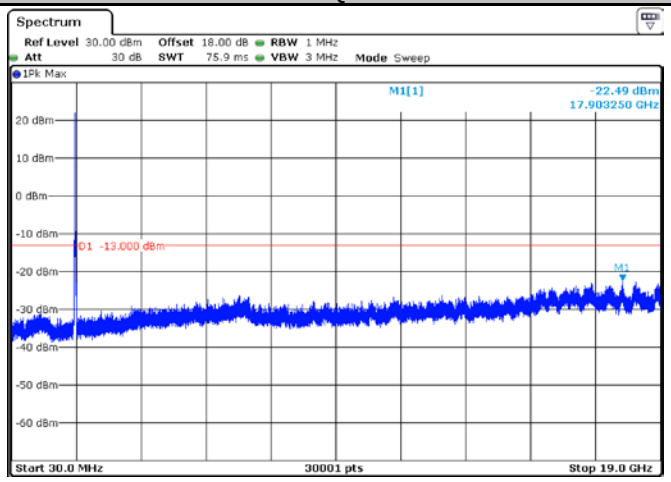

LTE Band25: OUT OF BAND EMISSIONS AT ANTENNA TERMINALS	
Test BW: 20MHz - Middle Channel - RB1#0	
QPSK	16QAM
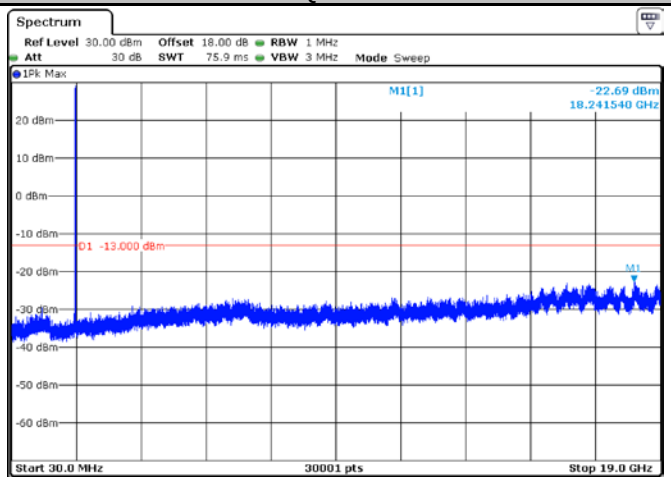	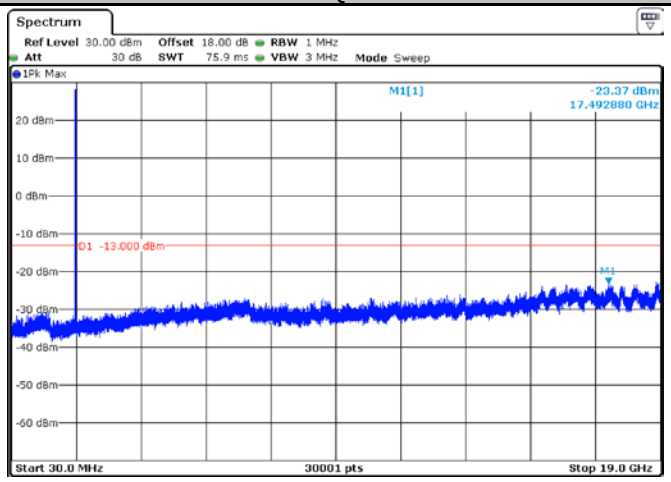

LTE Band26: OUT OF BAND EMISSIONS AT ANTENNA TERMINALS	
Test BW: 1.4MHz - Middle Channel - RB1#0	
QPSK	16QAM
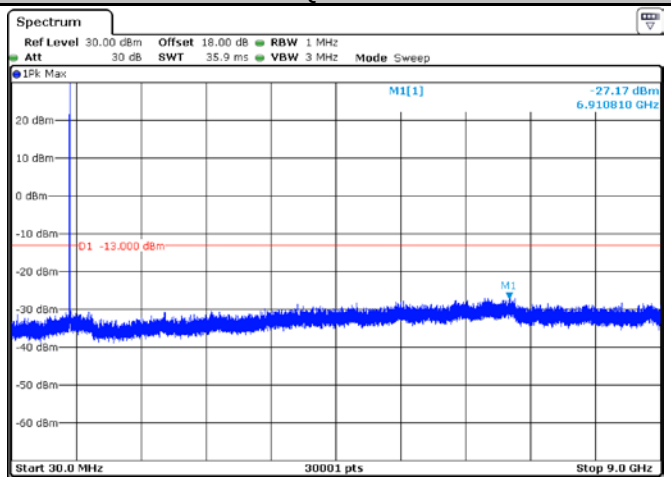	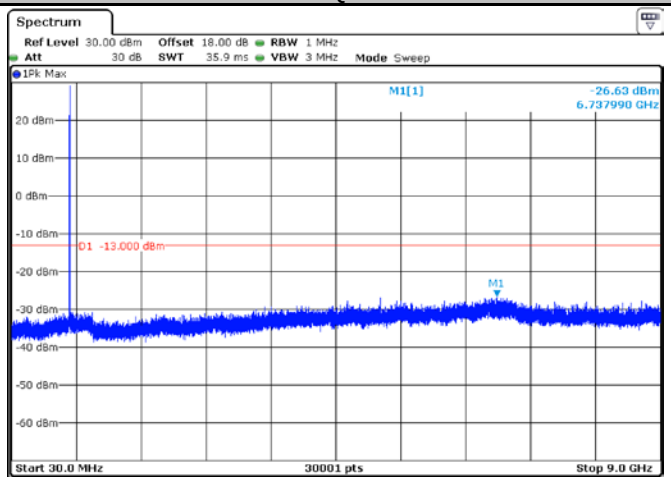

LTE Band26: OUT OF BAND EMISSIONS AT ANTENNA TERMINALS	
Test BW: 3MHz - Middle Channel - RB1#0	
QPSK	16QAM
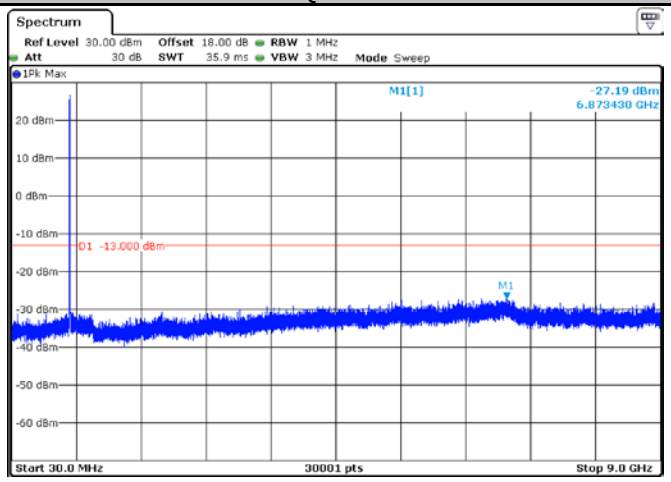	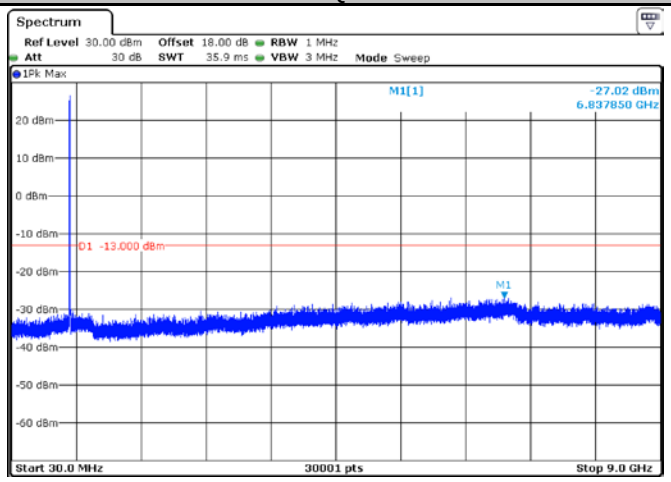

LTE Band26: OUT OF BAND EMISSIONS AT ANTENNA TERMINALS	
Test BW: 5MHz - Middle Channel - RB1#0	
QPSK	16QAM
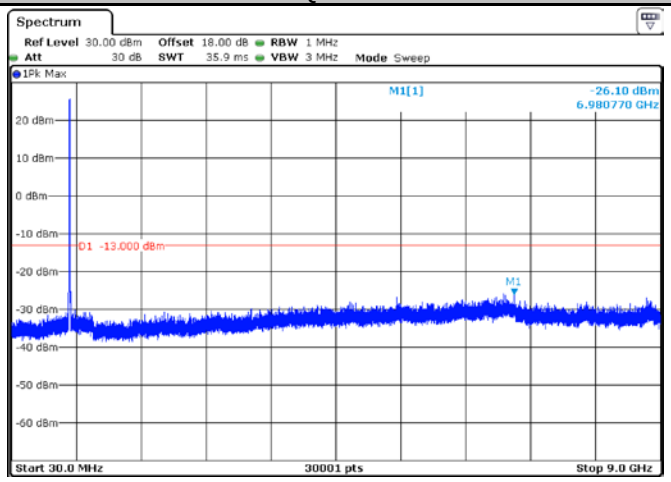	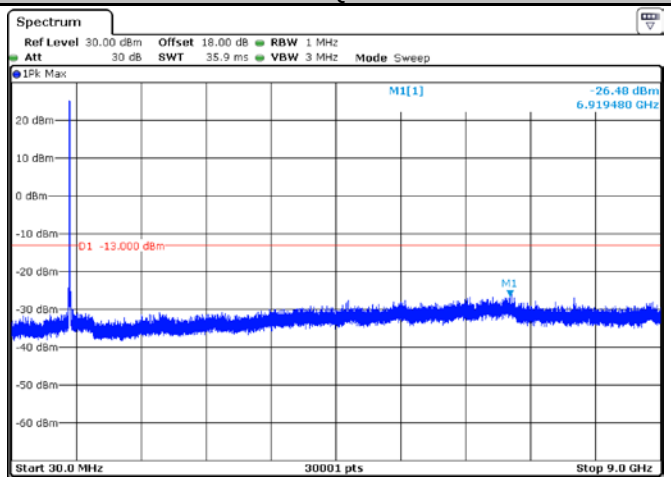

LTE Band26: OUT OF BAND EMISSIONS AT ANTENNA TERMINALS	
Test BW: 10MHz - Middle Channel - RB1#0	
QPSK	16QAM
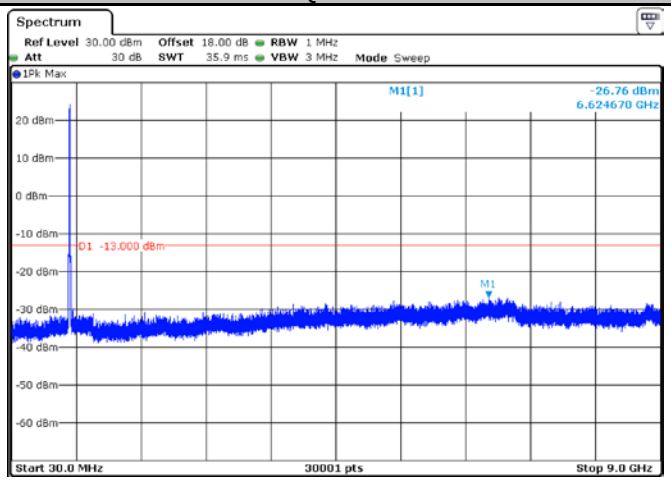	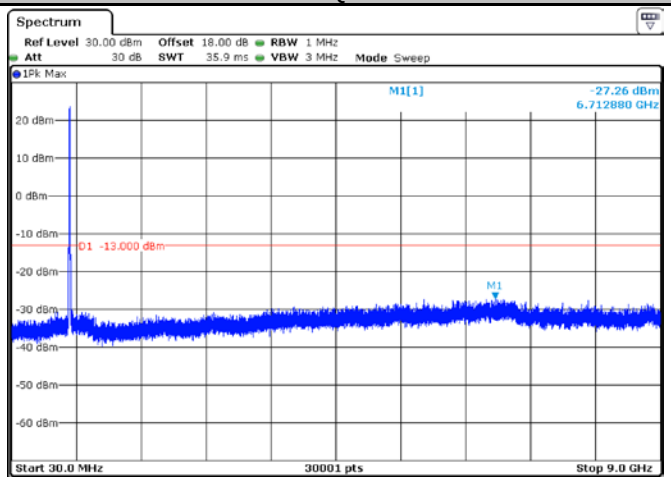

LTE Band26: OUT OF BAND EMISSIONS AT ANTENNA TERMINALS	
Test BW: 15MHz - Middle Channel - RB1#0	
QPSK	16QAM
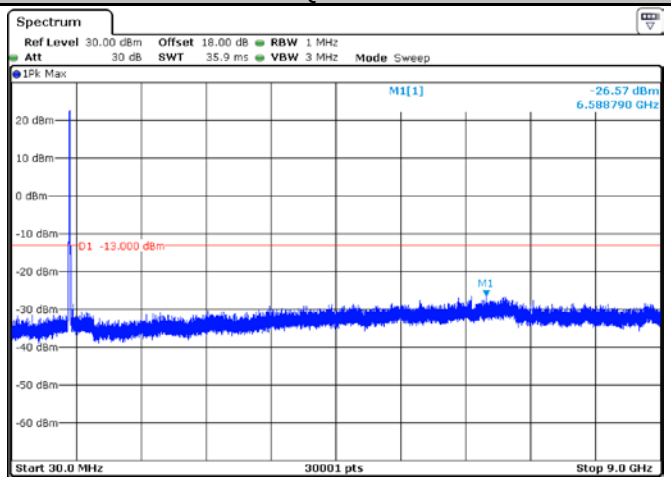	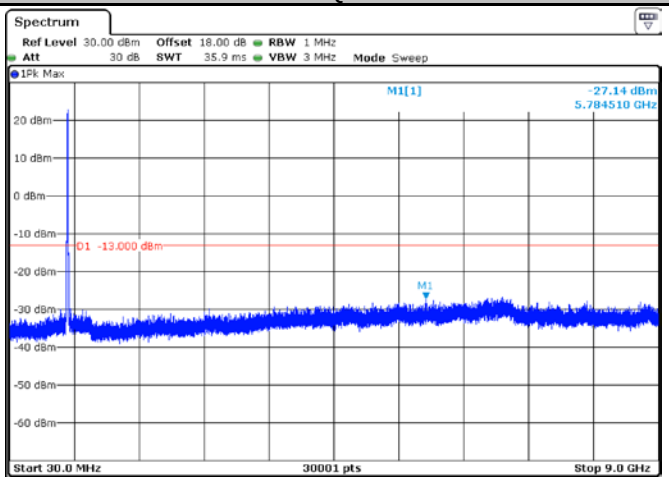

LTE Band30: OUT OF BAND EMISSIONS AT ANTENNA TERMINALS	
Test BW: 5MHz - Middle Channel - RB1#0	
QPSK	16QAM
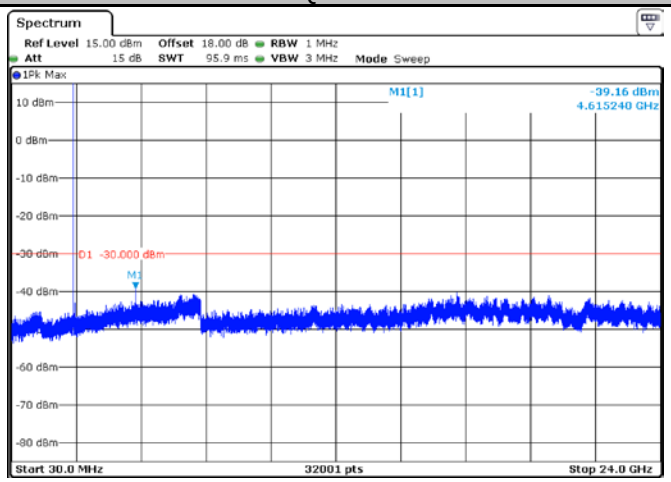	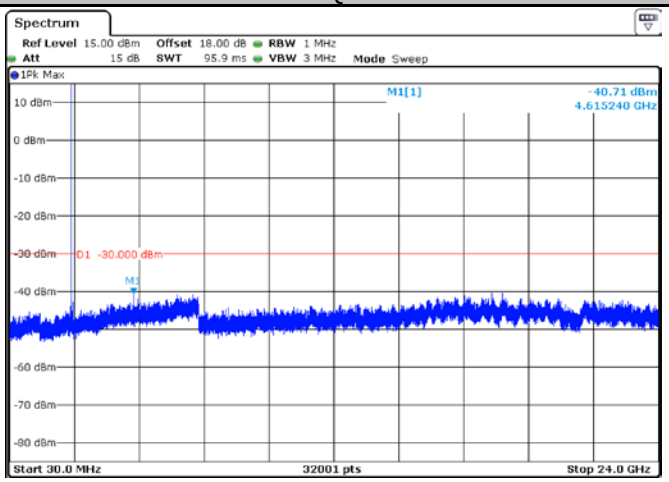

LTE Band30: OUT OF BAND EMISSIONS AT ANTENNA TERMINALS	
Test BW: 10MHz - Middle Channel - RB1#0	
QPSK	16QAM
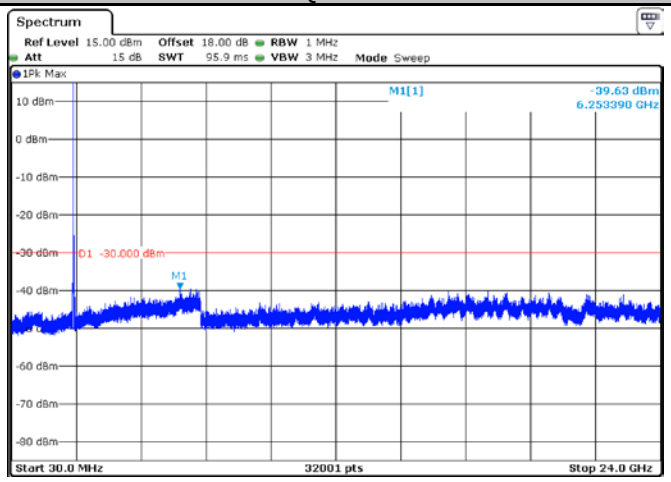	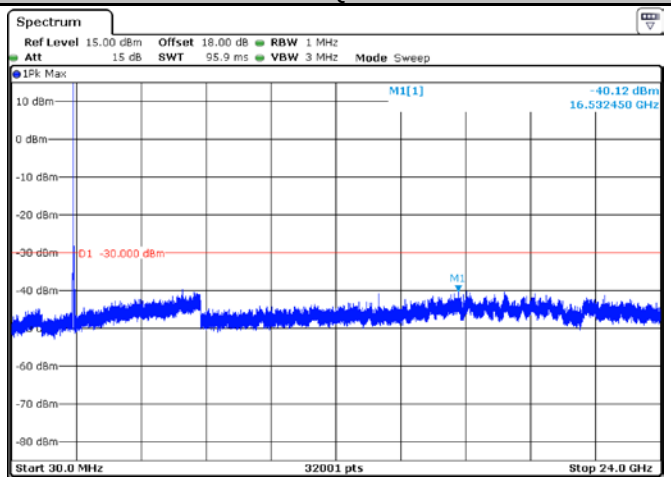

LTE Band41: OUT OF BAND EMISSIONS AT ANTENNA TERMINALS	
Test BW: 5MHz - Middle Channel - RB1#0	
QPSK	16QAM
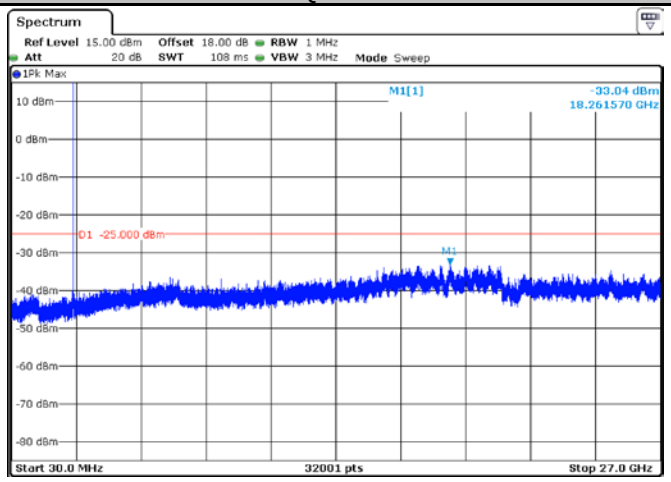	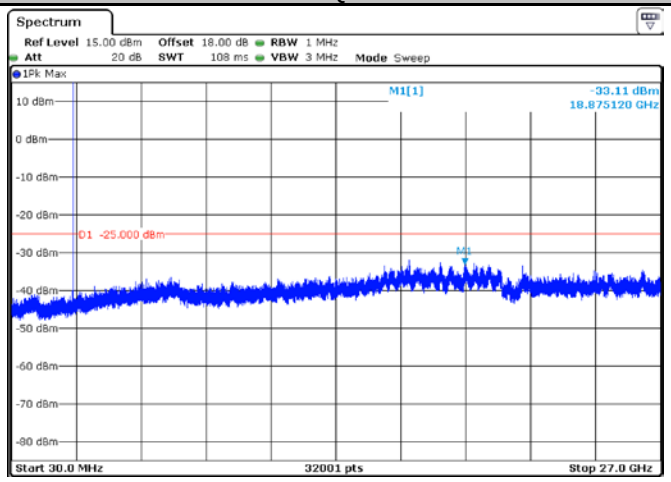

LTE Band41: OUT OF BAND EMISSIONS AT ANTENNA TERMINALS	
Test BW: 10MHz - Middle Channel - RB1#0	
QPSK	16QAM
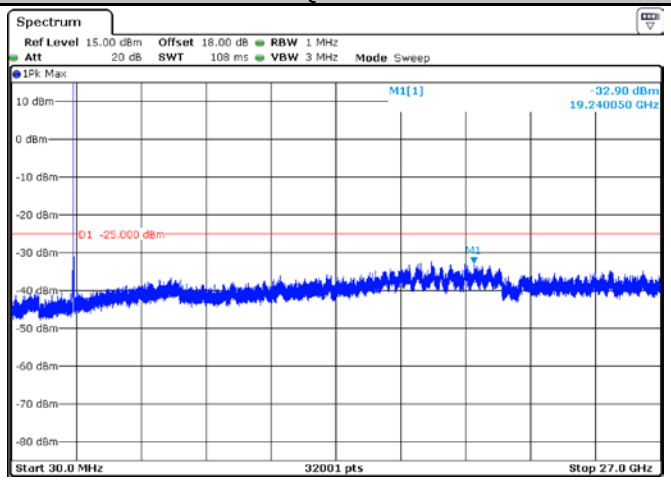	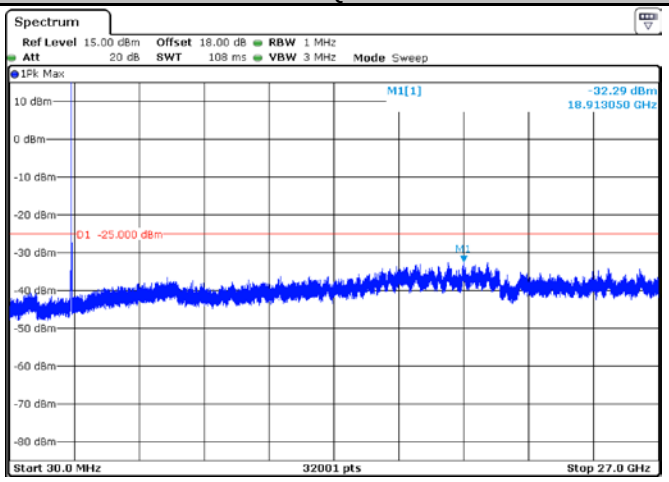

LTE Band41: OUT OF BAND EMISSIONS AT ANTENNA TERMINALS	
Test BW: 15MHz - Middle Channel - RB1#0	
QPSK	16QAM
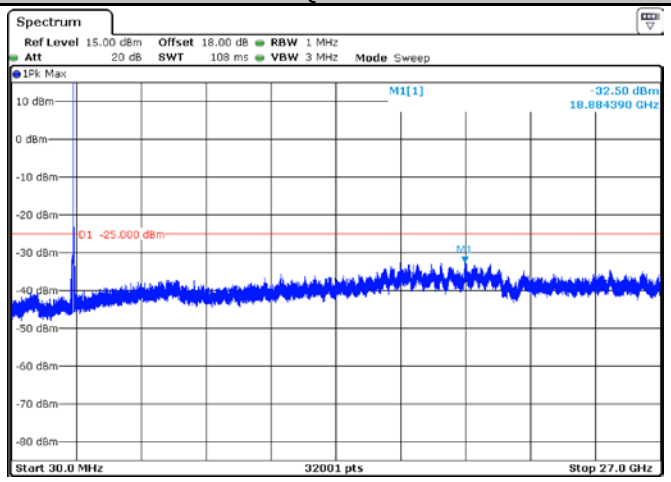	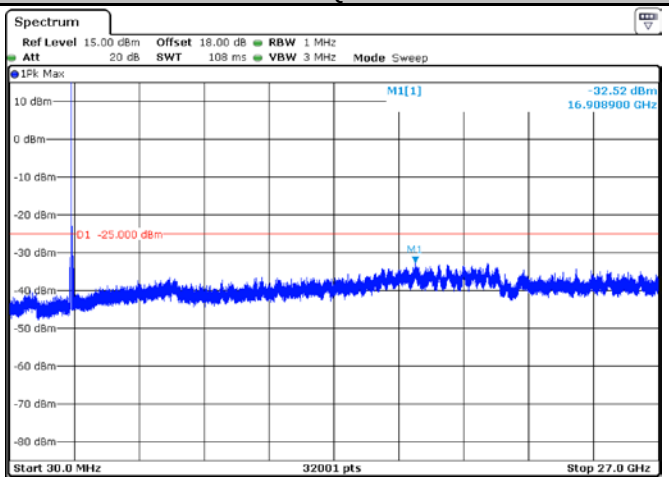

LTE Band41: OUT OF BAND EMISSIONS AT ANTENNA TERMINALS	
Test BW: 20MHz - Middle Channel - RB1#0	
QPSK	16QAM
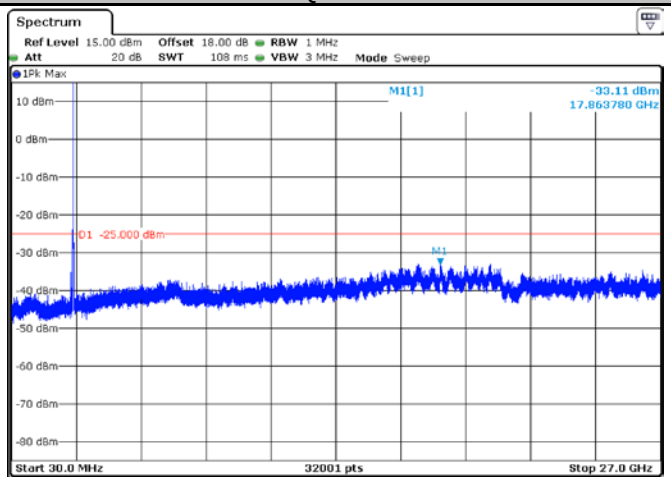	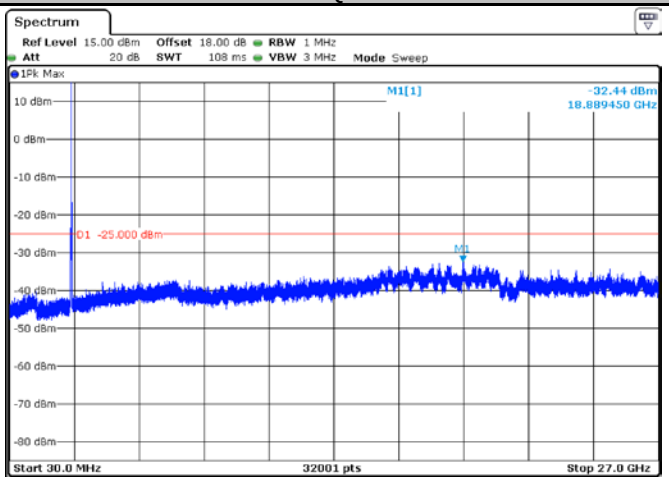

APPENDIX F: TEST DATA FOR FIELD STRENGTH OF SPURIOUS RADIATION

All modes have been tested, and the worst result recorded was report as below

For LTE BAND4 link

■ Spurious Emission below 30MHz (9KHz to 30MHz)

Temperature:	24℃	Test Date:	August 25, 2017
Humidity:	53 %	Test By:	KK
Test Band:	LTE BAND4	Test Mode:	QPSK/ Middle Channel

Freq. (MHz)	H/V	Bandwidth (MHz)	Test RB	Emission Level(dBm)	Limit (dBm)	Margin (dBm)	Verdict
--	--	--	--	--	--	--	--

Note: the amplitude of spurious emission that is attenuated by more than 20dB below the permissible limit has no need to be reported.

■ Spurious Emission Above 30MHz (30MHz to 10th harmonics)

Temperature:	24℃	Test Date:	August 25, 2017
Humidity:	53 %	Test By:	KK
Test Band:	LTE BAND4	Test Mode:	QPSK/ Middle Channel

Freq. (MHz)	H/V	Bandwidth (MHz)	Test RB	Emission Level(dBm)	Limit (dBm)	Margin (dBm)	Verdict
5197.5	H	1.4 MHz	RB1#0	-35.78	-13	-22.78	Pass
14946.82	H	1.4 MHz	RB1#0	-34.53	-13	-21.53	Pass
--	--	--	--	--	--	--	--
5197.5	V	1.4 MHz	RB1#0	-36.33	-13	-23.33	Pass
15810.01	V	1.4 MHz	RB1#0	-35.96	-13	-22.96	Pass
--	--	--	--	--	--	--	--

Temperature:	24℃	Test Date:	August 25, 2017
Humidity:	53 %	Test By:	KK
Test Band:	LTE BAND4	Test Mode:	QPSK/ Middle Channel

Freq. (MHz)	H/V	Bandwidth (MHz)	Test RB	Emission Level(dBm)	Limit (dBm)	Margin (dBm)	Verdict
5197.5	H	3 MHz	RB1#0	-35.90	-13	-22.90	Pass
15664.01	H	3 MHz	RB1#0	-36.55	-13	-23.55	Pass
--	--	--	--	--	--	--	--
5197.5	V	3 MHz	RB1#0	-37.29	-13	-24.29	Pass
14936.86	V	3 MHz	RB1#0	-35.95	-13	-22.95	Pass
--	--	--	--	--	--	--	--

Temperature:	24℃	Test Date:	August 25, 2017
Humidity:	53 %	Test By:	KK
Test Band:	LTE BAND4	Test Mode:	QPSK/ Middle Channel

Freq. (MHz)	H/V	Bandwidth (MHz)	Test RB	Emission Level(dBm)	Limit (dBm)	Margin (dBm)	Verdict
5197.5	H	5 MHz	RB1#0	-35.82	-13	-22.82	Pass
14710.73	H	5 MHz	RB1#0	-35.78	-13	-22.78	Pass
--	--	--	--	--	--	--	--
5197.5	V	5 MHz	RB1#0	-36.83	-13	-23.83	Pass
14335.71	V	5 MHz	RB1#0	-34.95	-13	-21.95	Pass
--	--	--	--	--	--	--	--

Temperature:	24℃	Test Date:	August 25, 2017
Humidity:	53 %	Test By:	KK
Test Band:	LTE BAND4	Test Mode:	QPSK/ Middle Channel

Freq. (MHz)	H/V	Bandwidth (MHz)	Test RB	Emission Level(dBm)	Limit (dBm)	Margin (dBm)	Verdict
5197.5	H	10 MHz	RB1#0	-35.69	-13	-22.69	Pass
14820.69	H	10 MHz	RB1#0	-35.31	-13	-22.31	Pass
--	--	--	--	--	--	--	--
5197.5	V	10 MHz	RB1#0	-36.26	-13	-23.26	Pass
14681.02	V	10 MHz	RB1#0	-34.94	-13	-21.94	Pass
--	--	--	--	--	--	--	--

Temperature:	24℃	Test Date:	August 25, 2017
Humidity:	53 %	Test By:	KK
Test Band:	LTE BAND4	Test Mode:	QPSK/ Middle Channel

Freq. (MHz)	H/V	Bandwidth (MHz)	Test RB	Emission Level(dBm)	Limit (dBm)	Margin (dBm)	Verdict
5197.5	H	15 MHz	RB1#0	-36.67	-13	-23.67	Pass
15297.25	H	15 MHz	RB1#0	-34.93	-13	-21.93	Pass
--	--	--	--	--	--	--	--
5197.5	V	15 MHz	RB1#0	-37.59	-13	-24.59	Pass
14864.79	V	15 MHz	RB1#0	-35.44	-13	-22.44	Pass
--	--	--	--	--	--	--	--

Temperature:	24℃	Test Date:	August 25, 2017
Humidity:	53 %	Test By:	KK
Test Band:	LTE BAND4	Test Mode:	QPSK/ Middle Channel

Freq. (MHz)	H/V	Bandwidth (MHz)	Test RB	Emission Level(dBm)	Limit (dBm)	Margin (dBm)	Verdict
5197.5	H	20 MHz	RB1#0	-36.17	-13	-23.17	Pass
15940.55	H	20 MHz	RB1#0	-34.53	-13	-21.53	Pass
--	--	--	--	--	--	--	--
5197.5	V	20 MHz	RB1#0	-37.70	-13	-24.70	Pass
14898.51	V	20 MHz	RB1#0	-35.21	-13	-22.21	Pass
--	--	--	--	--	--	--	--

Note: (1) Emission Level= Reading Level+ Correct Factor +Cable Loss.
(2) Correct Factor= Ant_F + Cab_L - Preamp
(3) Data of measurement within this frequency range shown " -- " in the table above means the reading of emissions are attenuated more than 20dB below the permissible limits or the field strength is too small to be measured.

For LTE BAND7 link

■ Spurious Emission below 30MHz (9KHz to 30MHz)

Temperature:	24℃	Test Date:	August 25, 2017
Humidity:	53 %	Test By:	KK
Test Band:	LTE BAND7	Test Mode:	QPSK/ Middle Channel

Freq. (MHz)	H/V	Bandwidth (MHz)	Test RB	Emission Level(dBm)	Limit (dBm)	Margin (dBm)	Verdict
--	--	--	--	--	--	--	--

Note: the amplitude of spurious emission that is attenuated by more than 20dB below the permissible limit has no need to be reported.

■ Spurious Emission Above 30MHz (30MHz to 10th harmonics)

Temperature:	24℃	Test Date:	August 25, 2017
Humidity:	53 %	Test By:	KK
Test Band:	LTE BAND7	Test Mode:	QPSK/ Middle Channel

Freq. (MHz)	H/V	Bandwidth (MHz)	Test RB	Emission Level(dBm)	Limit (dBm)	Margin (dBm)	Verdict
5070	H	5 MHz	RB1#0	-45.82	-25	-20.82	Pass
15234.75	H	5 MHz	RB1#0	-35.94	-25	-10.94	Pass
--	--	--	--	--	--	--	--
5070	V	5 MHz	RB1#0	-46.29	-25	-21.29	Pass
15521.39	V	5 MHz	RB1#0	-35.90	-25	-10.90	Pass
--	--	--	--	--	--	--	--

Temperature:	24℃	Test Date:	August 25, 2017
Humidity:	53 %	Test By:	KK
Test Band:	LTE BAND7	Test Mode:	QPSK/ Middle Channel

Freq. (MHz)	H/V	Bandwidth (MHz)	Test RB	Emission Level(dBm)	Limit (dBm)	Margin (dBm)	Verdict
5070	H	10 MHz	RB1#0	-45.68	-25	-20.68	Pass
15430.33	H	10 MHz	RB1#0	-34.90	-25	-9.90	Pass
--	--	--	--	--	--	--	--
5070	V	10 MHz	RB1#0	-46.60	-25	-21.60	Pass
15234.41	V	10 MHz	RB1#0	-35.99	-25	-10.99	Pass
--	--	--	--	--	--	--	--

Note: (1) Emission Level= Reading Level+ Correct Factor +Cable Loss.
(2) Correct Factor= Ant_F + Cab_L - Preamp
(3) Data of measurement within this frequency range shown " -- " in the table above means the reading of emissions are attenuated more than 20dB below the permissible limits or the field strength is too small to be measured.

Temperature:	24℃	Test Date:	August 25, 2017
Humidity:	53 %	Test By:	KK
Test Band:	LTE BAND7	Test Mode:	QPSK/ Middle Channel

Freq. (MHz)	H/V	Bandwidth (MHz)	Test RB	Emission Level(dBm)	Limit (dBm)	Margin (dBm)	Verdict
5070	H	15 MHz	RB1#0	-46.79	-25	-21.79	Pass
14385.10	H	15 MHz	RB1#0	-34.80	-25	-9.80	Pass
--	--	--	--	--	--	--	--
5070	V	15 MHz	RB1#0	-47.93	-25	-22.93	Pass
15936.80	V	15 MHz	RB1#0	-34.02	-25	-9.02	Pass
--	--	--	--	--	--	--	--

Temperature:	24℃	Test Date:	August 25, 2017
Humidity:	53 %	Test By:	KK
Test Band:	LTE BAND7	Test Mode:	QPSK/ Middle Channel

Freq. (MHz)	H/V	Bandwidth (MHz)	Test RB	Emission Level(dBm)	Limit (dBm)	Margin (dBm)	Verdict
5070	H	20 MHz	RB1#0	-46.52	-25	-21.52	Pass
15764.12	H	20 MHz	RB1#0	-35.80	-25	-10.80	Pass
--	--	--	--	--	--	--	--
5070	V	20 MHz	RB1#0	-47.77	-25	-22.77	Pass
15890.88	V	20 MHz	RB1#0	-34.83	-25	-9.83	Pass
--	--	--	--	--	--	--	--

Note: (1) Emission Level= Reading Level+ Correct Factor +Cable Loss.
(2) Correct Factor= Ant_F + Cab_L - Preamp
(3) Data of measurement within this frequency range shown “ -- ” in the table above means the reading of emissions are attenuated more than 20dB below the permissible limits or the field strength is too small to be measured.

For LTE BAND12 link

■ Spurious Emission below 30MHz (9KHz to 30MHz)

Temperature:	24℃	Test Date:	August 26, 2017
Humidity:	53 %	Test By:	KK
Test Band:	LTE BAND12	Test Mode:	QPSK/ Middle Channel

Freq. (MHz)	H/V	Bandwidth (MHz)	Test RB	Emission Level(dBm)	Limit (dBm)	Margin (dBm)	Verdict
--	--	--	--	--	--	--	--

Note: the amplitude of spurious emission that is attenuated by more than 20dB below the permissible limit has no need to be reported.

■ Spurious Emission Above 30MHz (30MHz to 10th harmonics)

Temperature:	24℃	Test Date:	August 26, 2017
Humidity:	53 %	Test By:	KK
Test Band:	LTE BAND12	Test Mode:	QPSK/ Middle Channel

Freq. (MHz)	H/V	Bandwidth (MHz)	Test RB	Emission Level(dBm)	Limit (dBm)	Margin (dBm)	Verdict
2830	H	1.4 MHz	RB1#0	-45.48	-13	-32.48	Pass
15501.85	H	1.4 MHz	RB1#0	-34.91	-13	-21.91	Pass
--	--	--	--	--	--	--	--
2830	V	1.4 MHz	RB1#0	-46.10	-13	-33.10	Pass
15170.45	V	1.4 MHz	RB1#0	-34.53	-13	-21.53	Pass
--	--	--	--	--	--	--	--

Temperature:	24℃	Test Date:	August 26, 2017
Humidity:	53 %	Test By:	KK
Test Band:	LTE BAND12	Test Mode:	QPSK/ Middle Channel

Freq. (MHz)	H/V	Bandwidth (MHz)	Test RB	Emission Level(dBm)	Limit (dBm)	Margin (dBm)	Verdict
2830	H	3 MHz	RB1#0	-45.84	-13	-32.84	Pass
14429.65	H	3 MHz	RB1#0	-46.65	-13	-33.65	Pass
--	--	--	--	--	--	--	--
2830	V	3 MHz	RB1#0	-47.37	-13	-34.37	Pass
14093.02	V	3 MHz	RB1#0	-34.48	-13	-21.48	Pass
--	--	--	--	--	--	--	--

Note: (1) Emission Level= Reading Level+ Correct Factor +Cable Loss.
(2) Correct Factor= Ant_F + Cab_L - Preamp
(3) Data of measurement within this frequency range shown " -- " in the table above means the reading of emissions are attenuated more than 20dB below the permissible limits or the field strength is too small to be measured.

Temperature:	24℃	Test Date:	August 26, 2017
Humidity:	53 %	Test By:	KK
Test Band:	LTE BAND12	Test Mode:	QPSK/ Middle Channel

Freq. (MHz)	H/V	Bandwidth (MHz)	Test RB	Emission Level(dBm)	Limit (dBm)	Margin (dBm)	Verdict
2830	H	5 MHz	RB1#0	-45.78	-13	-32.78	Pass
15258.67	H	5 MHz	RB1#0	-35.27	-13	-22.27	Pass
--	--	--	--	--	--	--	--
2830	V	5 MHz	RB1#0	-46.33	-13	-33.33	Pass
14986.87	V	5 MHz	RB1#0	-34.23	-13	-21.23	Pass
--	--	--	--	--	--	--	--

Temperature:	24℃	Test Date:	August 26, 2017
Humidity:	53 %	Test By:	KK
Test Band:	LTE BAND12	Test Mode:	QPSK/ Middle Channel

Freq. (MHz)	H/V	Bandwidth (MHz)	Test RB	Emission Level(dBm)	Limit (dBm)	Margin (dBm)	Verdict
2830	H	10 MHz	RB1#0	-45.24	-13	-32.24	Pass
15933.83	H	10 MHz	RB1#0	-34.74	-13	-21.74	Pass
--	--	--	--	--	--	--	--
2830	V	10 MHz	RB1#0	-46.98	-13	-33.98	Pass
15876.50	V	10 MHz	RB1#0	-35.96	-13	-22.96	Pass
--	--	--	--	--	--	--	--

Note: (1) Emission Level= Reading Level+ Correct Factor +Cable Loss.
(2) Correct Factor= Ant_F + Cab_L - Preamp
(3) Data of measurement within this frequency range shown “ -- ” in the table above means the reading of emissions are attenuated more than 20dB below the permissible limits or the field strength is too small to be measured.

For LTE BAND13 link

■ Spurious Emission below 30MHz (9KHz to 30MHz)

Temperature:	24℃	Test Date:	August 26, 2017
Humidity:	53 %	Test By:	KK
Test Band:	LTE BAND13	Test Mode:	QPSK/ Middle Channel

Freq. (MHz)	H/V	Bandwidth (MHz)	Test RB	Emission Level(dBm)	Limit (dBm)	Margin (dBm)	Verdict
--	--	--	--	--	--	--	--

Note: the amplitude of spurious emission that is attenuated by more than 20dB below the permissible limit has no need to be reported.

■ Spurious Emission Above 30MHz (30MHz to 10th harmonics)

Temperature:	24℃	Test Date:	August 26, 2017
Humidity:	53 %	Test By:	KK
Test Band:	LTE BAND13	Test Mode:	QPSK/ Middle Channel

Freq. (MHz)	H/V	Bandwidth (MHz)	Test RB	Emission Level(dBm)	Limit (dBm)	Margin (dBm)	Verdict
2346	H	10 MHz	RB1#0	-36.87	-13	-23.87	Pass
15134.61	H	10 MHz	RB1#0	-35.47	-13	-22.47	Pass
--	--	--	--	--	--	--	--
2346	V	10 MHz	RB1#0	-37.08	-13	-24.08	Pass
14293.72	V	10 MHz	RB1#0	-35.25	-13	-22.25	Pass
--	--	--	--	--	--	--	--

Temperature:	24℃	Test Date:	August 26, 2017
Humidity:	53 %	Test By:	KK
Test Band:	LTE BAND13	Test Mode:	QPSK/ Middle Channel

Freq. (MHz)	H/V	Bandwidth (MHz)	Test RB	Emission Level(dBm)	Limit (dBm)	Margin (dBm)	Verdict
2346	H	15 MHz	RB1#0	-37.96	-13	-24.96	Pass
14483.69	H	15 MHz	RB1#0	-34.79	-13	-21.79	Pass
--	--	--	--	--	--	--	--
2346	V	15 MHz	RB1#0	-38.80	-13	-25.80	Pass
14135.06	V	15 MHz	RB1#0	-34.78	-13	-21.78	Pass
--	--	--	--	--	--	--	--

Note: (1) Emission Level= Reading Level+ Correct Factor +Cable Loss.
(2) Correct Factor= Ant_F + Cab_L - Preamp
(3) Data of measurement within this frequency range shown " -- " in the table above means the reading of emissions are attenuated more than 20dB below the permissible limits or the field strength is too small to be measured.

For LTE BAND25 link

■ Spurious Emission below 30MHz (9KHz to 30MHz)

Temperature:	24℃	Test Date:	August 26, 2017
Humidity:	53 %	Test By:	KK
Test Band:	LTE BAND25	Test Mode:	QPSK/ Middle Channel

Freq. (MHz)	H/V	Bandwidth (MHz)	Test RB	Emission Level(dBm)	Limit (dBm)	Margin (dBm)	Verdict
--	--	--	--	--	--	--	--

Note: the amplitude of spurious emission that is attenuated by more than 20dB below the permissible limit has no need to be reported.

■ Spurious Emission Above 30MHz (30MHz to 10th harmonics)

Temperature:	24℃	Test Date:	August 26, 2017
Humidity:	53 %	Test By:	KK
Test Band:	LTE BAND25	Test Mode:	QPSK/ Middle Channel

Freq. (MHz)	H/V	Bandwidth (MHz)	Test RB	Emission Level(dBm)	Limit (dBm)	Margin (dBm)	Verdict
5647.5	H	1.4 MHz	RB1#0	-40.70	-13	-27.70	Pass
15926.79	H	1.4 MHz	RB1#0	-35.90	-13	-22.90	Pass
--	--	--	--	--	--	--	--
5647.5	V	1.4 MHz	RB1#0	-41.73	-13	-28.73	Pass
14367.16	V	1.4 MHz	RB1#0	-35.43	-13	-22.43	Pass
--	--	--	--	--	--	--	--

Temperature:	24℃	Test Date:	August 26, 2017
Humidity:	53 %	Test By:	KK
Test Band:	LTE BAND25	Test Mode:	QPSK/ Middle Channel

Freq. (MHz)	H/V	Bandwidth (MHz)	Test RB	Emission Level(dBm)	Limit (dBm)	Margin (dBm)	Verdict
5647.5	H	3 MHz	RB1#0	-41.07	-13	-28.07	Pass
14881.74	H	3 MHz	RB1#0	-41.63	-13	-28.63	Pass
--	--	--	--	--	--	--	--
5647.5	V	3 MHz	RB1#0	-42.95	-13	-29.95	Pass
14057.05	V	3 MHz	RB1#0	-35.64	-13	-22.64	Pass
--	--	--	--	--	--	--	--

Temperature:	24℃	Test Date:	August 26, 2017
Humidity:	53 %	Test By:	KK
Test Band:	LTE BAND25	Test Mode:	QPSK/ Middle Channel

Freq. (MHz)	H/V	Bandwidth (MHz)	Test RB	Emission Level(dBm)	Limit (dBm)	Margin (dBm)	Verdict
5647.5	H	5 MHz	RB1#0	-41.21	-13	-28.21	Pass
14126.48	H	5 MHz	RB1#0	-34.22	-13	-21.22	Pass
--	--	--	--	--	--	--	--
5647.5	V	5 MHz	RB1#0	-41.57	-13	-28.57	Pass
14134.35	V	5 MHz	RB1#0	-34.67	-13	-21.67	Pass
--	--	--	--	--	--	--	--

Temperature:	24℃	Test Date:	August 26, 2017
Humidity:	53 %	Test By:	KK
Test Band:	LTE BAND25	Test Mode:	QPSK/ Middle Channel

Freq. (MHz)	H/V	Bandwidth (MHz)	Test RB	Emission Level(dBm)	Limit (dBm)	Margin (dBm)	Verdict
5647.5	H	10 MHz	RB1#0	-41.48	-13	-28.48	Pass
15731.56	H	10 MHz	RB1#0	-34.18	-13	-21.18	Pass
--	--	--	--	--	--	--	--
5647.5	V	10 MHz	RB1#0	-42.07	-13	-29.07	Pass
15680.35	V	10 MHz	RB1#0	-35.94	-13	-22.94	Pass
--	--	--	--	--	--	--	--

Temperature:	24℃	Test Date:	August 26, 2017
Humidity:	53 %	Test By:	KK
Test Band:	LTE BAND25	Test Mode:	QPSK/ Middle Channel

Freq. (MHz)	H/V	Bandwidth (MHz)	Test RB	Emission Level(dBm)	Limit (dBm)	Margin (dBm)	Verdict
5647.5	H	15 MHz	RB1#0	-42.45	-13	-29.45	Pass
15938.25	H	15 MHz	RB1#0	-35.89	-13	-22.89	Pass
--	--	--	--	--	--	--	--
5647.5	V	15 MHz	RB1#0	-42.54	-13	-29.54	Pass
14730.94	V	15 MHz	RB1#0	-34.21	-13	-21.21	Pass
--	--	--	--	--	--	--	--

Temperature:	24℃	Test Date:	August 26, 2017
Humidity:	53 %	Test By:	KK
Test Band:	LTE BAND25	Test Mode:	QPSK/ Middle Channel

Freq. (MHz)	H/V	Bandwidth (MHz)	Test RB	Emission Level(dBm)	Limit (dBm)	Margin (dBm)	Verdict
5647.5	H	20 MHz	RB1#0	-41.65	-13	-28.65	Pass
15828.06	H	20 MHz	RB1#0	-34.32	-13	-21.32	Pass
--	--	--	--	--	--	--	--
5647.5	V	20 MHz	RB1#0	-42.77	-13	-29.77	Pass
15711.73	V	20 MHz	RB1#0	-34.20	-13	-21.20	Pass
--	--	--	--	--	--	--	--

Note: (1) Emission Level= Reading Level+ Correct Factor +Cable Loss.
(2) Correct Factor= Ant_F + Cab_L - Preamp
(3) Data of measurement within this frequency range shown " -- " in the table above means the reading of emissions are attenuated more than 20dB below the permissible limits or the field strength is too small to be measured.

For LTE BAND26 link

■ Spurious Emission below 30MHz (9KHz to 30MHz)

Temperature:	24℃	Test Date:	August 27, 2017
Humidity:	53 %	Test By:	KK
Test Band:	LTE BAND26	Test Mode:	QPSK/ Middle Channel

Freq. (MHz)	H/V	Bandwidth (MHz)	Test RB	Emission Level(dBm)	Limit (dBm)	Margin (dBm)	Verdict
--	--	--	--	--	--	--	--

Note: the amplitude of spurious emission that is attenuated by more than 20dB below the permissible limit has no need to be reported.

■ Spurious Emission Above 30MHz (30MHz to 10th harmonics)

Temperature:	24℃	Test Date:	August 27, 2017
Humidity:	53 %	Test By:	KK
Test Band:	LTE BAND26	Test Mode:	QPSK/ Middle Channel

Freq. (MHz)	H/V	Bandwidth (MHz)	Test RB	Emission Level(dBm)	Limit (dBm)	Margin (dBm)	Verdict
4182.5	H	1.4 MHz	RB1#0	-38.23	-13	-25.23	Pass
14247.29	H	1.4 MHz	RB1#0	-34.36	-13	-21.36	Pass
--	--	--	--	--	--	--	--
4182.5	V	1.4 MHz	RB1#0	-39.85	-13	-26.85	Pass
15052.31	V	1.4 MHz	RB1#0	-35.50	-13	-22.50	Pass
--	--	--	--	--	--	--	--

Temperature:	24℃	Test Date:	August 27, 2017
Humidity:	53 %	Test By:	KK
Test Band:	LTE BAND26	Test Mode:	QPSK/ Middle Channel

Freq. (MHz)	H/V	Bandwidth (MHz)	Test RB	Emission Level(dBm)	Limit (dBm)	Margin (dBm)	Verdict
4182.5	H	3 MHz	RB1#0	-38.79	-13	-25.79	Pass
14708.32	H	3 MHz	RB1#0	-39.45	-13	-26.45	Pass
--	--	--	--	--	--	--	--
4182.5	V	3 MHz	RB1#0	-40.15	-13	-27.15	Pass
15104.76	V	3 MHz	RB1#0	-34.39	-13	-21.39	Pass
--	--	--	--	--	--	--	--

Note: (1) Emission Level= Reading Level+ Correct Factor +Cable Loss.
(2) Correct Factor= Ant_F + Cab_L - Preamp
(3) Data of measurement within this frequency range shown " -- " in the table above means the reading of emissions are attenuated more than 20dB below the permissible limits or the field strength is too small to be measured.

Temperature:	24℃	Test Date:	August 27, 2017
Humidity:	53 %	Test By:	KK
Test Band:	LTE BAND26	Test Mode:	QPSK/ Middle Channel

Freq. (MHz)	H/V	Bandwidth (MHz)	Test RB	Emission Level(dBm)	Limit (dBm)	Margin (dBm)	Verdict
4182.5	H	5 MHz	RB1#0	-38.82	-13	-25.82	Pass
14112.91	H	5 MHz	RB1#0	-34.14	-13	-21.14	Pass
--	--	--	--	--	--	--	--
4182.5	V	5 MHz	RB1#0	-39.69	-13	-26.69	Pass
14395.54	V	5 MHz	RB1#0	-34.49	-13	-21.49	Pass
--	--	--	--	--	--	--	--

Temperature:	24℃	Test Date:	August 27, 2017
Humidity:	53 %	Test By:	KK
Test Band:	LTE BAND26	Test Mode:	QPSK/ Middle Channel

Freq. (MHz)	H/V	Bandwidth (MHz)	Test RB	Emission Level(dBm)	Limit (dBm)	Margin (dBm)	Verdict
4182.5	H	10 MHz	RB1#0	-38.77	-13	-25.77	Pass
14363.53	H	10 MHz	RB1#0	-34.48	-13	-21.48	Pass
--	--	--	--	--	--	--	--
4182.5	V	10 MHz	RB1#0	-39.69	-13	-26.69	Pass
14237.65	V	10 MHz	RB1#0	-35.27	-13	-22.27	Pass
--	--	--	--	--	--	--	--

Temperature:	24℃	Test Date:	August 27, 2017
Humidity:	53 %	Test By:	KK
Test Band:	LTE BAND26	Test Mode:	QPSK/ Middle Channel

Freq. (MHz)	H/V	Bandwidth (MHz)	Test RB	Emission Level(dBm)	Limit (dBm)	Margin (dBm)	Verdict
4182.5	H	15 MHz	RB1#0	-39.45	-13	-26.45	Pass
15503.39	H	15 MHz	RB1#0	-35.27	-13	-22.27	Pass
--	--	--	--	--	--	--	--
4182.5	V	15 MHz	RB1#0	-40.88	-13	-27.88	Pass
14982.28	V	15 MHz	RB1#0	-35.46	-13	-22.46	Pass
--	--	--	--	--	--	--	--

Note: (1) Emission Level= Reading Level+ Correct Factor +Cable Loss.
(2) Correct Factor= Ant_F + Cab_L - Preamp
(3) Data of measurement within this frequency range shown " -- " in the table above means the reading of emissions are attenuated more than 20dB below the permissible limits or the field strength is too small to be measured.

For LTE BAND30 link

■ Spurious Emission below 30MHz (9KHz to 30MHz)

Temperature:	24℃	Test Date:	August 27, 2017
Humidity:	53 %	Test By:	KK
Test Band:	LTE BAND30	Test Mode:	QPSK/ Middle Channel

Freq. (MHz)	H/V	Bandwidth (MHz)	Test RB	Emission Level(dBm)	Limit (dBm)	Margin (dBm)	Verdict
--	--	--	--	--	--	--	--

Note: the amplitude of spurious emission that is attenuated by more than 20dB below the permissible limit has no need to be reported.

■ Spurious Emission Above 30MHz (30MHz to 10th harmonics)

Temperature:	24℃	Test Date:	August 27, 2017
Humidity:	53 %	Test By:	KK
Test Band:	LTE BAND30	Test Mode:	QPSK/ Middle Channel

Freq. (MHz)	H/V	Bandwidth (MHz)	Test RB	Emission Level(dBm)	Limit (dBm)	Margin (dBm)	Verdict
4620	H	5 MHz	RB1#0	-38.57	-30	-8.57	Pass
14129.92	H	5 MHz	RB1#0	-34.97	-30	-4.97	Pass
--	--	--	--	--	--	--	--
4620	V	5 MHz	RB1#0	-39.79	-30	-9.79	Pass
15096.85	V	5 MHz	RB1#0	-34.99	-30	-4.99	Pass
--	--	--	--	--	--	--	--

Temperature:	24℃	Test Date:	August 27, 2017
Humidity:	53 %	Test By:	KK
Test Band:	LTE BAND30	Test Mode:	QPSK/ Middle Channel

Freq. (MHz)	H/V	Bandwidth (MHz)	Test RB	Emission Level(dBm)	Limit (dBm)	Margin (dBm)	Verdict
4620	H	10 MHz	RB1#0	-38.82	-30	-8.82	Pass
14350.96	H	10 MHz	RB1#0	-35.79	-30	-5.79	Pass
--	--	--	--	--	--	--	--
4620	V	10 MHz	RB1#0	-39.35	-30	-9.35	Pass
15418.41	V	10 MHz	RB1#0	-35.57	-30	-5.57	Pass
--	--	--	--	--	--	--	--

Note: (1) Emission Level= Reading Level+ Correct Factor +Cable Loss.
(2) Correct Factor= Ant_F + Cab_L - Preamp
(3) Data of measurement within this frequency range shown " -- " in the table above means the reading of emissions are attenuated more than 20dB below the permissible limits or the field strength is too small to be measured.

For LTE BAND41 link

■ Spurious Emission below 30MHz (9KHz to 30MHz)

Temperature:	24℃	Test Date:	August 27, 2017
Humidity:	53 %	Test By:	KK
Test Band:	LTE BAND41	Test Mode:	QPSK/ Middle Channel

Freq. (MHz)	H/V	Bandwidth (MHz)	Test RB	Emission Level(dBm)	Limit (dBm)	Margin (dBm)	Verdict
--	--	--	--	--	--	--	--

Note: the amplitude of spurious emission that is attenuated by more than 20dB below the permissible limit has no need to be reported.

■ Spurious Emission Above 30MHz (30MHz to 10th harmonics)

Temperature:	24℃	Test Date:	August 27, 2017
Humidity:	53 %	Test By:	KK
Test Band:	LTE BAND41	Test Mode:	QPSK/ Middle Channel

Freq. (MHz)	H/V	Bandwidth (MHz)	Test RB	Emission Level(dBm)	Limit (dBm)	Margin (dBm)	Verdict
7779	H	5 MHz	RB1#0	-40.90	-25	-15.90	Pass
14162.30	H	5 MHz	RB1#0	-34.21	-25	-9.21	Pass
--	--	--	--	--	--	--	--
7779	V	5 MHz	RB1#0	-41.72	-25	-16.72	Pass
14427.94	V	5 MHz	RB1#0	-34.63	-25	-9.63	Pass
--	--	--	--	--	--	--	--

Temperature:	24℃	Test Date:	August 27, 2017
Humidity:	53 %	Test By:	KK
Test Band:	LTE BAND41	Test Mode:	QPSK/ Middle Channel

Freq. (MHz)	H/V	Bandwidth (MHz)	Test RB	Emission Level(dBm)	Limit (dBm)	Margin (dBm)	Verdict
7779	H	10 MHz	RB1#0	-41.12	-25	-16.12	Pass
14785.81	H	10 MHz	RB1#0	-35.80	-25	-10.80	Pass
--	--	--	--	--	--	--	--
7779	V	10 MHz	RB1#0	-42.34	-25	-17.34	Pass
15705.19	V	10 MHz	RB1#0	-34.54	-25	-9.54	Pass
--	--	--	--	--	--	--	--

Note: (1) Emission Level= Reading Level+ Correct Factor +Cable Loss.
(2) Correct Factor= Ant_F + Cab_L - Preamp
(3) Data of measurement within this frequency range shown " -- " in the table above means the reading of emissions are attenuated more than 20dB below the permissible limits or the field strength is too small to be measured.

Temperature:	24℃	Test Date:	August 27, 2017
Humidity:	53 %	Test By:	KK
Test Band:	LTE BAND41	Test Mode:	QPSK/ Middle Channel

Freq. (MHz)	H/V	Bandwidth (MHz)	Test RB	Emission Level(dBm)	Limit (dBm)	Margin (dBm)	Verdict
7779	H	15 MHz	RB1#0	-42.15	-25	-17.15	Pass
14889.67	H	15 MHz	RB1#0	-34.89	-25	-9.89	Pass
--	--	--	--	--	--	--	--
7779	V	15 MHz	RB1#0	-43.48	-25	-18.48	Pass
15521.23	V	15 MHz	RB1#0	-34.65	-25	-9.65	Pass
--	--	--	--	--	--	--	--

Temperature:	24℃	Test Date:	August 27, 2017
Humidity:	53 %	Test By:	KK
Test Band:	LTE BAND41	Test Mode:	QPSK/ Middle Channel

Freq. (MHz)	H/V	Bandwidth (MHz)	Test RB	Emission Level(dBm)	Limit (dBm)	Margin (dBm)	Verdict
7779	H	20 MHz	RB1#0	-41.53	-25	-16.53	Pass
15717.69	H	20 MHz	RB1#0	-34.82	-25	-9.82	Pass
--	--	--	--	--	--	--	--
7779	V	20 MHz	RB1#0	-42.88	-25	-17.88	Pass
15710.58	V	20 MHz	RB1#0	-35.45	-25	-10.45	Pass
--	--	--	--	--	--	--	--

Note: (1) Emission Level= Reading Level+ Correct Factor +Cable Loss.
(2) Correct Factor= Ant_F + Cab_L - Preamp
(3) Data of measurement within this frequency range shown “ -- ” in the table above means the reading of emissions are attenuated more than 20dB below the permissible limits or the field strength is too small to be measured.

APPENDIX G: TEST DATA FOR FREQUENCY STABILITY

All modes have been tested, and the worst result recorded was report as below

Operation Mode	Modulation	Band Width	Test Condition		Channel Frequency (MHz)	Freq.Dev. (Hz)	Deviation (ppm)	Limit (ppm)
			Volt. (V)	Temp. (℃)				
LTE BAND4	QPSK/16-QAM	1.4MHz	VN	-20	1710.7	-11.08	-0.0065	2.5
				-10	1710.7	-8.70	-0.0051	2.5
				0	1710.7	-8.66	-0.0051	2.5
				10	1710.7	-9.94	-0.0058	2.5
				20	1710.7	-19.46	-0.0114	2.5
				30	1710.7	-8.29	-0.0048	2.5
				40	1710.7	-7.25	-0.0042	2.5
				50	1710.7	-9.12	-0.0053	2.5
			VL	20	1710.7	-8.32	-0.0049	2.5
			VH	20	1710.7	-7.98	-0.0047	2.5
			VN	-20	1732.5	-7.71	-0.0045	2.5
				-10	1732.5	-8.88	-0.0051	2.5
				0	1732.5	-8.66	-0.0050	2.5
				10	1732.5	-10.02	-0.0058	2.5
				20	1732.5	-9.09	-0.0052	2.5
				30	1732.5	-10.25	-0.0059	2.5
				40	1732.5	-11.55	-0.0067	2.5
				50	1732.5	-14.84	-0.0086	2.5
			VL	20	1732.5	-10.15	-0.0059	2.5
			VH	20	1732.5	-7.85	-0.0045	2.5
			VN	-20	1754.3	-9.53	-0.0054	2.5
				-10	1754.3	-6.82	-0.0039	2.5
				0	1754.3	-8.91	-0.0051	2.5
				10	1754.3	-9.94	-0.0057	2.5
				20	1754.3	-10.06	-0.0057	2.5
				30	1754.3	-13.24	-0.0075	2.5
				40	1754.3	-9.25	-0.0053	2.5
				50	1754.3	-13.19	-0.0075	2.5
			VL	20	1754.3	-11.37	-0.0065	2.5
			VH	20	1754.3	-9.41	-0.0054	2.5
VERDICT					PASS			

Operation Mode	Modulation	Band Width	Test Condition		Channel Frequency (MHz)	Freq.Dev. (Hz)	Deviation (ppm)	Limit (ppm)
			Volt. (V)	Temp. (℃)				
LTE BAND4	QPSK/16-QAM	3MHz	VN	-20	1711.5	-8.69	-0.0051	2.5
				-10	1711.5	-8.12	-0.0047	2.5
				0	1711.5	-6.76	-0.0040	2.5
				10	1711.5	-8.90	-0.0052	2.5
				20	1711.5	-18.68	-0.0109	2.5
				30	1711.5	-8.86	-0.0052	2.5
				40	1711.5	-7.80	-0.0046	2.5
				50	1711.5	-8.79	-0.0051	2.5
			VL	20	1711.5	-8.54	-0.0050	2.5
			VH	20	1711.5	-9.00	-0.0053	2.5
			VN	-20	1732.5	-10.02	-0.0058	2.5
				-10	1732.5	-8.58	-0.0050	2.5
				0	1732.5	-9.58	-0.0055	2.5
				10	1732.5	-9.58	-0.0055	2.5
				20	1732.5	-11.09	-0.0064	2.5
				30	1732.5	-10.30	-0.0059	2.5
				40	1732.5	-13.14	-0.0076	2.5
				50	1732.5	-15.36	-0.0089	2.5
			VL	20	1732.5	-11.26	-0.0065	2.5
			VH	20	1732.5	-7.20	-0.0042	2.5
			VN	-20	1753.5	-12.37	-0.0071	2.5
				-10	1753.5	-8.42	-0.0048	2.5
				0	1753.5	-10.67	-0.0061	2.5
				10	1753.5	-10.86	-0.0062	2.5
				20	1753.5	-8.19	-0.0047	2.5
				30	1753.5	-11.80	-0.0067	2.5
				40	1753.5	-9.61	-0.0055	2.5
				50	1753.5	-12.23	-0.0070	2.5
			VL	20	1753.5	-11.73	-0.0067	2.5
			VH	20	1753.5	-9.28	-0.0053	2.5
VERDICT					PASS			

Operation Mode	Modulation	Band Width	Test Condition		Channel Frequency (MHz)	Freq.Dev. (Hz)	Deviation (ppm)	Limit (ppm)
			Volt. (V)	Temp. (℃)				
LTE BAND4	QPSK/16-QAM	5MHz	VN	-20	1712.5	-11.43	-0.0067	2.5
				-10	1712.5	-7.03	-0.0041	2.5
				0	1712.5	-8.62	-0.0050	2.5
				10	1712.5	-8.93	-0.0052	2.5
				20	1712.5	-19.63	-0.0115	2.5
				30	1712.5	-6.88	-0.0040	2.5
				40	1712.5	-9.61	-0.0056	2.5
				50	1712.5	-9.36	-0.0055	2.5
			VL	20	1712.5	-9.71	-0.0057	2.5
			VH	20	1712.5	-8.35	-0.0049	2.5
			VN	-20	1732.5	-10.02	-0.0058	2.5
				-10	1732.5	-8.43	-0.0049	2.5
				0	1732.5	-10.23	-0.0059	2.5
				10	1732.5	-11.35	-0.0065	2.5
				20	1732.5	-8.98	-0.0052	2.5
				30	1732.5	-8.39	-0.0048	2.5
				40	1732.5	-11.18	-0.0065	2.5
				50	1732.5	-15.74	-0.0091	2.5
			VL	20	1732.5	-11.75	-0.0068	2.5
			VH	20	1732.5	-9.05	-0.0052	2.5
			VN	-20	1752.5	-9.99	-0.0057	2.5
				-10	1752.5	-9.44	-0.0054	2.5
				0	1752.5	-11.49	-0.0066	2.5
				10	1752.5	-11.99	-0.0068	2.5
				20	1752.5	-8.35	-0.0048	2.5
				30	1752.5	-12.39	-0.0071	2.5
				40	1752.5	-9.93	-0.0057	2.5
				50	1752.5	-10.62	-0.0061	2.5
			VL	20	1752.5	-13.52	-0.0077	2.5
			VH	20	1752.5	-10.61	-0.0061	2.5
VERDICT					PASS			

Operation Mode	Modulation	Band Width	Test Condition		Channel Frequency (MHz)	Freq.Dev. (Hz)	Deviation (ppm)	Limit (ppm)
			Volt. (V)	Temp. (℃)				
LTE BAND4	QPSK/16-QAM	10MHz	VN	-20	1715.0	-11.26	-0.0066	2.5
				-10	1715.0	-8.10	-0.0047	2.5
				0	1715.0	-8.14	-0.0047	2.5
				10	1715.0	-9.41	-0.0055	2.5
				20	1715.0	-19.51	-0.0114	2.5
				30	1715.0	-6.93	-0.0040	2.5
				40	1715.0	-8.79	-0.0051	2.5
				50	1715.0	-9.57	-0.0056	2.5
			VL	20	1715.0	-10.58	-0.0062	2.5
			VH	20	1715.0	-7.34	-0.0043	2.5
			VN	-20	1732.5	-9.19	-0.0053	2.5
				-10	1732.5	-8.40	-0.0049	2.5
				0	1732.5	-9.52	-0.0055	2.5
				10	1732.5	-9.61	-0.0055	2.5
				20	1732.5	-10.46	-0.0060	2.5
				30	1732.5	-8.36	-0.0048	2.5
				40	1732.5	-13.65	-0.0079	2.5
				50	1732.5	-13.68	-0.0079	2.5
			VL	20	1732.5	-11.28	-0.0065	2.5
			VH	20	1732.5	-7.01	-0.0040	2.5
			VN	-20	1750.0	-11.71	-0.0067	2.5
				-10	1750.0	-9.30	-0.0053	2.5
				0	1750.0	-9.93	-0.0057	2.5
				10	1750.0	-10.94	-0.0063	2.5
				20	1750.0	-10.00	-0.0057	2.5
				30	1750.0	-10.81	-0.0062	2.5
				40	1750.0	-11.22	-0.0064	2.5
				50	1750.0	-11.76	-0.0067	2.5
			VL	20	1750.0	-11.16	-0.0064	2.5
			VH	20	1750.0	-10.65	-0.0061	2.5
VERDICT					PASS			

Operation Mode	Modulation	Band Width	Test Condition		Channel Frequency (MHz)	Freq.Dev. (Hz)	Deviation (ppm)	Limit (ppm)
			Volt. (V)	Temp. (℃)				
LTE BAND4	QPSK/16-QAM	15MHz	VN	-20	1717.5	-9.58	-0.0056	2.5
				-10	1717.5	-7.95	-0.0046	2.5
				0	1717.5	-5.95	-0.0035	2.5
				10	1717.5	-9.60	-0.0056	2.5
				20	1717.5	-18.36	-0.0107	2.5
				30	1717.5	-8.68	-0.0051	2.5
				40	1717.5	-7.95	-0.0046	2.5
				50	1717.5	-11.13	-0.0065	2.5
			VL	20	1717.5	-10.42	-0.0061	2.5
			VH	20	1717.5	-9.01	-0.0052	2.5
			VN	-20	1732.5	-8.30	-0.0048	2.5
				-10	1732.5	-8.55	-0.0049	2.5
				0	1732.5	-8.55	-0.0049	2.5
				10	1732.5	-8.54	-0.0049	2.5
				20	1732.5	-10.67	-0.0062	2.5
				30	1732.5	-8.89	-0.0051	2.5
				40	1732.5	-10.82	-0.0062	2.5
				50	1732.5	-13.77	-0.0079	2.5
			VL	20	1732.5	-12.11	-0.0070	2.5
			VH	20	1732.5	-6.20	-0.0036	2.5
			VN	-20	1747.5	-10.73	-0.0061	2.5
				-10	1747.5	-7.19	-0.0041	2.5
				0	1747.5	-10.11	-0.0058	2.5
				10	1747.5	-10.43	-0.0060	2.5
				20	1747.5	-10.53	-0.0060	2.5
				30	1747.5	-12.28	-0.0070	2.5
				40	1747.5	-9.61	-0.0055	2.5
				50	1747.5	-10.75	-0.0062	2.5
			VL	20	1747.5	-12.51	-0.0072	2.5
			VH	20	1747.5	-10.72	-0.0061	2.5
VERDICT					PASS			

Operation Mode	Modulation	Band Width	Test Condition		Channel Frequency (MHz)	Freq.Dev. (Hz)	Deviation (ppm)	Limit (ppm)
			Volt. (V)	Temp. (℃)				
LTE BAND4	QPSK/16-QAM	20MHz	VN	-20	1720.0	-11.31	-0.0066	2.5
				-10	1720.0	-8.07	-0.0047	2.5
				0	1720.0	-8.85	-0.0051	2.5
				10	1720.0	-8.61	-0.0050	2.5
				20	1720.0	-17.80	-0.0103	2.5
				30	1720.0	-8.22	-0.0048	2.5
				40	1720.0	-9.37	-0.0054	2.5
				50	1720.0	-9.31	-0.0054	2.5
			VL	20	1720.0	-8.91	-0.0052	2.5
			VH	20	1720.0	-8.25	-0.0048	2.5
			VN	-20	1732.5	-9.68	-0.0056	2.5
				-10	1732.5	-8.17	-0.0047	2.5
				0	1732.5	-10.31	-0.0059	2.5
				10	1732.5	-9.99	-0.0058	2.5
				20	1732.5	-10.58	-0.0061	2.5
				30	1732.5	-9.26	-0.0053	2.5
				40	1732.5	-11.60	-0.0067	2.5
				50	1732.5	-14.45	-0.0083	2.5
			VL	20	1732.5	-12.01	-0.0069	2.5
			VH	20	1732.5	-6.43	-0.0037	2.5
			VN	-20	1745.0	-10.74	-0.0062	2.5
				-10	1745.0	-8.42	-0.0048	2.5
				0	1745.0	-10.85	-0.0062	2.5
				10	1745.0	-10.54	-0.0060	2.5
				20	1745.0	-8.31	-0.0048	2.5
				30	1745.0	-13.09	-0.0075	2.5
				40	1745.0	-9.36	-0.0054	2.5
				50	1745.0	-11.66	-0.0067	2.5
			VL	20	1745.0	-11.11	-0.0064	2.5
			VH	20	1745.0	-10.24	-0.0059	2.5
VERDICT					PASS			

Operation Mode	Modulation	Band Width	Test Condition		Channel Frequency (MHz)	Freq.Dev. (Hz)	Deviation (ppm)	Limit (ppm)
			Volt. (V)	Temp. (℃)				
LTE BAND7	QPSK/16-QAM	5MHz	VN	-20	2502.5	-9.24	-0.0037	2.5
				-10	2502.5	-7.30	-0.0029	2.5
				0	2502.5	-7.87	-0.0031	2.5
				10	2502.5	-9.27	-0.0037	2.5
				20	2502.5	-17.75	-0.0071	2.5
				30	2502.5	-9.02	-0.0036	2.5
				40	2502.5	-8.64	-0.0035	2.5
				50	2502.5	-11.12	-0.0044	2.5
			VL	20	2502.5	-9.32	-0.0037	2.5
			VH	20	2502.5	-9.34	-0.0037	2.5
			VN	-20	2535	-9.78	-0.0039	2.5
				-10	2535	-9.58	-0.0038	2.5
				0	2535	-9.30	-0.0037	2.5
				10	2535	-11.21	-0.0044	2.5
				20	2535	-9.74	-0.0038	2.5
				30	2535	-9.41	-0.0037	2.5
				40	2535	-11.85	-0.0047	2.5
				50	2535	-15.78	-0.0062	2.5
			VL	20	2535	-11.77	-0.0046	2.5
			VH	20	2535	-6.61	-0.0026	2.5
			VN	-20	2567.5	-10.65	-0.0041	2.5
				-10	2567.5	-9.21	-0.0036	2.5
				0	2567.5	-9.83	-0.0038	2.5
				10	2567.5	-10.61	-0.0041	2.5
				20	2567.5	-9.58	-0.0037	2.5
				30	2567.5	-12.73	-0.0050	2.5
				40	2567.5	-10.37	-0.0040	2.5
				50	2567.5	-11.45	-0.0045	2.5
			VL	20	2567.5	-11.06	-0.0043	2.5
			VH	20	2567.5	-11.08	-0.0043	2.5
VERDICT					PASS			

Operation Mode	Modulation	Band Width	Test Condition		Channel Frequency (MHz)	Freq.Dev. (Hz)	Deviation (ppm)	Limit (ppm)
			Volt. (V)	Temp. (℃)				
LTE BAND7	QPSK/16-QAM	10MHz	VN	-20	2505	-10.55	-0.0042	2.5
				-10	2505	-7.06	-0.0028	2.5
				0	2505	-7.75	-0.0031	2.5
				10	2505	-9.71	-0.0039	2.5
				20	2505	-17.52	-0.0070	2.5
				30	2505	-8.12	-0.0032	2.5
				40	2505	-10.19	-0.0041	2.5
				50	2505	-8.66	-0.0035	2.5
			VL	20	2505	-10.47	-0.0042	2.5
			VH	20	2505	-8.99	-0.0036	2.5
			VN	-20	2535	-8.98	-0.0035	2.5
				-10	2535	-9.19	-0.0036	2.5
				0	2535	-10.22	-0.0040	2.5
				10	2535	-11.30	-0.0045	2.5
				20	2535	-9.92	-0.0039	2.5
				30	2535	-10.58	-0.0042	2.5
				40	2535	-11.78	-0.0046	2.5
				50	2535	-13.86	-0.0055	2.5
			VL	20	2535	-11.55	-0.0046	2.5
			VH	20	2535	-6.61	-0.0026	2.5
			VN	-20	2565	-11.33	-0.0044	2.5
				-10	2565	-8.61	-0.0034	2.5
				0	2565	-8.94	-0.0035	2.5
				10	2565	-10.77	-0.0042	2.5
				20	2565	-9.55	-0.0037	2.5
				30	2565	-11.01	-0.0043	2.5
				40	2565	-10.47	-0.0041	2.5
				50	2565	-10.88	-0.0042	2.5
			VL	20	2565	-11.43	-0.0045	2.5
			VH	20	2565	-11.66	-0.0045	2.5
VERDICT					PASS			

Operation Mode	Modulation	Band Width	Test Condition		Channel Frequency (MHz)	Freq.Dev. (Hz)	Deviation (ppm)	Limit (ppm)
			Volt. (V)	Temp. (℃)				
LTE BAND7	QPSK/16-QAM	15MHz	VN	-20	2507.5	-10.76	-0.0043	2.5
				-10	2507.5	-7.53	-0.0030	2.5
				0	2507.5	-8.35	-0.0033	2.5
				10	2507.5	-9.07	-0.0036	2.5
				20	2507.5	-20.17	-0.0080	2.5
				30	2507.5	-7.26	-0.0029	2.5
				40	2507.5	-9.46	-0.0038	2.5
				50	2507.5	-9.41	-0.0038	2.5
			VL	20	2507.5	-10.14	-0.0040	2.5
			VH	20	2507.5	-8.32	-0.0033	2.5
			VN	-20	2535	-8.71	-0.0034	2.5
				-10	2535	-8.23	-0.0032	2.5
				0	2535	-9.57	-0.0038	2.5
				10	2535	-10.76	-0.0042	2.5
				20	2535	-10.14	-0.0040	2.5
				30	2535	-10.89	-0.0043	2.5
				40	2535	-12.87	-0.0051	2.5
				50	2535	-14.40	-0.0057	2.5
			VL	20	2535	-12.40	-0.0049	2.5
			VH	20	2535	-7.07	-0.0028	2.5
			VN	-20	2562.5	-9.86	-0.0038	2.5
				-10	2562.5	-7.56	-0.0030	2.5
				0	2562.5	-9.70	-0.0038	2.5
				10	2562.5	-11.92	-0.0047	2.5
				20	2562.5	-8.24	-0.0032	2.5
				30	2562.5	-10.69	-0.0042	2.5
				40	2562.5	-10.48	-0.0041	2.5
				50	2562.5	-13.22	-0.0052	2.5
			VL	20	2562.5	-13.31	-0.0052	2.5
			VH	20	2562.5	-10.13	-0.0040	2.5
VERDICT					PASS			

Operation Mode	Modulation	Band Width	Test Condition		Channel Frequency (MHz)	Freq.Dev. (Hz)	Deviation (ppm)	Limit (ppm)
			Volt. (V)	Temp. (℃)				
LTE BAND7	QPSK/16-QAM	20MHz	VN	-20	2510	-10.96	-0.0044	2.5
				-10	2510	-8.13	-0.0032	2.5
				0	2510	-7.59	-0.0030	2.5
				10	2510	-9.14	-0.0036	2.5
				20	2510	-19.23	-0.0077	2.5
				30	2510	-7.77	-0.0031	2.5
				40	2510	-9.18	-0.0037	2.5
				50	2510	-11.08	-0.0044	2.5
			VL	20	2510	-7.61	-0.0030	2.5
			VH	20	2510	-8.30	-0.0033	2.5
			VN	-20	2535	-10.01	-0.0039	2.5
				-10	2535	-7.38	-0.0029	2.5
				0	2535	-10.14	-0.0040	2.5
				10	2535	-11.20	-0.0044	2.5
				20	2535	-10.74	-0.0042	2.5
				30	2535	-8.50	-0.0034	2.5
				40	2535	-12.20	-0.0048	2.5
				50	2535	-13.74	-0.0054	2.5
			VL	20	2535	-12.12	-0.0048	2.5
			VH	20	2535	-8.83	-0.0035	2.5
			VN	-20	2560	-12.26	-0.0048	2.5
				-10	2560	-8.07	-0.0032	2.5
				0	2560	-9.07	-0.0035	2.5
				10	2560	-9.90	-0.0039	2.5
				20	2560	-10.06	-0.0039	2.5
				30	2560	-13.13	-0.0051	2.5
				40	2560	-9.78	-0.0038	2.5
				50	2560	-12.65	-0.0049	2.5
			VL	20	2560	-11.75	-0.0046	2.5
			VH	20	2560	-11.86	-0.0046	2.5
VERDICT					PASS			

Operation Mode	Modulation	Band Width	Test Condition		Channel Frequency (MHz)	Freq.Dev. (Hz)	Deviation (ppm)	Limit (ppm)
			Volt. (V)	Temp. (℃)				
LTE BAND12	QPSK/16-QAM	1.4MHz	VN	-20	699.7	-11.43	-0.0163	2.5
				-10	699.7	-8.05	-0.0115	2.5
				0	699.7	-7.60	-0.0109	2.5
				10	699.7	-7.49	-0.0107	2.5
				20	699.7	-19.03	-0.0272	2.5
				30	699.7	-8.07	-0.0115	2.5
				40	699.7	-9.72	-0.0139	2.5
				50	699.7	-10.75	-0.0154	2.5
			VL	20	699.7	-8.09	-0.0116	2.5
			VH	20	699.7	-9.92	-0.0142	2.5
			VN	-20	707.5	-8.34	-0.0118	2.5
				-10	707.5	-8.68	-0.0123	2.5
				0	707.5	-8.00	-0.0113	2.5
				10	707.5	-9.34	-0.0132	2.5
				20	707.5	-9.14	-0.0129	2.5
				30	707.5	-10.99	-0.0155	2.5
				40	707.5	-11.00	-0.0155	2.5
				50	707.5	-13.69	-0.0194	2.5
			VL	20	707.5	-12.19	-0.0172	2.5
			VH	20	707.5	-6.31	-0.0089	2.5
			VN	-20	715.3	-10.92	-0.0153	2.5
				-10	715.3	-7.97	-0.0111	2.5
				0	715.3	-10.99	-0.0154	2.5
				10	715.3	-10.66	-0.0149	2.5
				20	715.3	-8.98	-0.0126	2.5
				30	715.3	-11.29	-0.0158	2.5
				40	715.3	-10.20	-0.0143	2.5
				50	715.3	-11.30	-0.0158	2.5
			VL	20	715.3	-13.78	-0.0193	2.5
			VH	20	715.3	-10.67	-0.0149	2.5
VERDICT					PASS			

Operation Mode	Modulation	Band Width	Test Condition		Channel Frequency (MHz)	Freq.Dev. (Hz)	Deviation (ppm)	Limit (ppm)
			Volt. (V)	Temp. (℃)				
LTE BAND12	QPSK/16-QAM	3MHz	VN	-20	700.5	-10.12	-0.0144	2.5
				-10	700.5	-8.38	-0.0120	2.5
				0	700.5	-6.81	-0.0097	2.5
				10	700.5	-9.39	-0.0134	2.5
				20	700.5	-17.99	-0.0257	2.5
				30	700.5	-9.40	-0.0134	2.5
				40	700.5	-9.59	-0.0137	2.5
				50	700.5	-10.76	-0.0154	2.5
			VL	20	700.5	-9.79	-0.0140	2.5
			VH	20	700.5	-9.33	-0.0133	2.5
			VN	-20	707.5	-9.35	-0.0132	2.5
				-10	707.5	-7.41	-0.0105	2.5
				0	707.5	-8.00	-0.0113	2.5
				10	707.5	-9.39	-0.0133	2.5
				20	707.5	-9.42	-0.0133	2.5
				30	707.5	-10.98	-0.0155	2.5
				40	707.5	-10.93	-0.0154	2.5
				50	707.5	-13.42	-0.0190	2.5
			VL	20	707.5	-9.78	-0.0138	2.5
			VH	20	707.5	-8.48	-0.0120	2.5
			VN	-20	714.5	-11.79	-0.0165	2.5
				-10	714.5	-7.38	-0.0103	2.5
				0	714.5	-9.55	-0.0134	2.5
				10	714.5	-11.79	-0.0165	2.5
				20	714.5	-10.53	-0.0147	2.5
				30	714.5	-12.96	-0.0181	2.5
				40	714.5	-11.21	-0.0157	2.5
				50	714.5	-13.38	-0.0187	2.5
			VL	20	714.5	-12.36	-0.0173	2.5
			VH	20	714.5	-11.65	-0.0163	2.5
VERDICT					PASS			

Operation Mode	Modulation	Band Width	Test Condition		Channel Frequency (MHz)	Freq.Dev. (Hz)	Deviation (ppm)	Limit (ppm)
			Volt. (V)	Temp. (℃)				
LTE BAND12	QPSK/16-QAM	5MHz	VN	-20	701.5	-11.55	-0.0068	2.5
				-10	701.5	-7.64	-0.0045	2.5
				0	701.5	-7.91	-0.0046	2.5
				10	701.5	-7.48	-0.0044	2.5
				20	701.5	-19.41	-0.0114	2.5
				30	701.5	-8.63	-0.0050	2.5
				40	701.5	-7.95	-0.0047	2.5
				50	701.5	-8.70	-0.0051	2.5
			VL	20	701.5	-8.81	-0.0052	2.5
			VH	20	701.5	-8.86	-0.0052	2.5
			VN	-20	707.5	-8.34	-0.0049	2.5
				-10	707.5	-10.10	-0.0059	2.5
				0	707.5	-10.13	-0.0059	2.5
				10	707.5	-9.24	-0.0054	2.5
				20	707.5	-9.50	-0.0056	2.5
				30	707.5	-9.61	-0.0056	2.5
				40	707.5	-10.96	-0.0064	2.5
				50	707.5	-14.53	-0.0085	2.5
			VL	20	707.5	-11.33	-0.0066	2.5
			VH	20	707.5	-6.19	-0.0036	2.5
			VN	-20	713.5	-11.77	-0.0069	2.5
				-10	713.5	-7.15	-0.0042	2.5
				0	713.5	-10.96	-0.0064	2.5
				10	713.5	-10.31	-0.0060	2.5
				20	713.5	-7.95	-0.0046	2.5
				30	713.5	-12.36	-0.0072	2.5
				40	713.5	-10.54	-0.0062	2.5
				50	713.5	-10.82	-0.0063	2.5
			VL	20	713.5	-13.18	-0.0077	2.5
			VH	20	713.5	-10.34	-0.0060	2.5
VERDICT					PASS			

Operation Mode	Modulation	Band Width	Test Condition		Channel Frequency (MHz)	Freq.Dev. (Hz)	Deviation (ppm)	Limit (ppm)
			Volt. (V)	Temp. (℃)				
LTE BAND12	QPSK/16-QAM	10MHz	VN	-20	704	-11.08	-0.0158	2.5
				-10	704	-8.18	-0.0117	2.5
				0	704	-8.00	-0.0114	2.5
				10	704	-9.67	-0.0138	2.5
				20	704	-19.27	-0.0275	2.5
				30	704	-6.76	-0.0096	2.5
				40	704	-7.36	-0.0105	2.5
				50	704	-10.19	-0.0145	2.5
			VL	20	704	-9.00	-0.0128	2.5
			VH	20	704	-9.59	-0.0137	2.5
			VN	-20	707.5	-10.10	-0.0143	2.5
				-10	707.5	-9.28	-0.0131	2.5
				0	707.5	-10.82	-0.0153	2.5
				10	707.5	-9.99	-0.0141	2.5
				20	707.5	-8.99	-0.0127	2.5
				30	707.5	-8.36	-0.0118	2.5
				40	707.5	-11.02	-0.0156	2.5
				50	707.5	-15.04	-0.0213	2.5
			VL	20	707.5	-11.19	-0.0158	2.5
			VH	20	707.5	-8.11	-0.0115	2.5
			VN	-20	711	-11.37	-0.0159	2.5
				-10	711	-9.38	-0.0131	2.5
				0	711	-9.93	-0.0139	2.5
				10	711	-9.76	-0.0137	2.5
				20	711	-10.45	-0.0146	2.5
				30	711	-12.92	-0.0181	2.5
				40	711	-9.39	-0.0132	2.5
				50	711	-12.49	-0.0175	2.5
			VL	20	711	-12.78	-0.0179	2.5
			VH	20	711	-10.09	-0.0141	2.5
VERDICT					PASS			

Operation Mode	Modulation	Band Width	Test Condition		Channel Frequency (MHz)	Freq.Dev. (Hz)	Deviation (ppm)	Limit (ppm)
			Volt. (V)	Temp. (℃)				
LTE BAND13	QPSK/16-QAM	5MHz	VN	-20	779.5	-11.25	-0.0144	2.5
				-10	779.5	-7.15	-0.0092	2.5
				0	779.5	-7.45	-0.0096	2.5
				10	779.5	-8.79	-0.0113	2.5
				20	779.5	-18.80	-0.0241	2.5
				30	779.5	-8.87	-0.0114	2.5
				40	779.5	-9.79	-0.0126	2.5
				50	779.5	-10.34	-0.0133	2.5
			VL	20	779.5	-8.31	-0.0107	2.5
			VH	20	779.5	-9.36	-0.0120	2.5
			VN	-20	782.0	-10.04	-0.0128	2.5
				-10	782.0	-9.81	-0.0125	2.5
				0	782.0	-9.16	-0.0117	2.5
				10	782.0	-10.16	-0.0130	2.5
				20	782.0	-11.49	-0.0147	2.5
				30	782.0	-10.27	-0.0131	2.5
				40	782.0	-13.38	-0.0171	2.5
				50	782.0	-15.27	-0.0195	2.5
			VL	20	782.0	-10.26	-0.0131	2.5
			VH	20	782.0	-7.44	-0.0095	2.5
			VN	-20	784.5	-11.90	-0.0152	2.5
				-10	784.5	-6.84	-0.0087	2.5
				0	784.5	-9.59	-0.0122	2.5
				10	784.5	-11.51	-0.0147	2.5
				20	784.5	-8.38	-0.0107	2.5
				30	784.5	-10.70	-0.0136	2.5
				40	784.5	-10.46	-0.0133	2.5
				50	784.5	-11.96	-0.0153	2.5
			VL	20	784.5	-13.49	-0.0172	2.5
			VH	20	784.5	-11.17	-0.0142	2.5
VERDICT					PASS			

Operation Mode	Modulation	Band Width	Test Condition		Channel Frequency (MHz)	Freq.Dev. (Hz)	Deviation (ppm)	Limit (ppm)
			Volt. (V)	Temp. (℃)				
LTE BAND13	QPSK/16-QAM	10MHz	VN	-20	782.0	-11.16	-0.0143	2.5
				-10	782.0	-7.94	-0.0102	2.5
				0	782.0	-8.80	-0.0113	2.5
				10	782.0	-8.56	-0.0109	2.5
				20	782.0	-18.33	-0.0234	2.5
				30	782.0	-9.42	-0.0120	2.5
				40	782.0	-8.41	-0.0108	2.5
				50	782.0	-9.16	-0.0117	2.5
			VL	20	782.0	-10.12	-0.0129	2.5
			VH	20	782.0	-8.71	-0.0111	2.5
VERDICT					PASS			

Operation Mode	Modulation	Band Width	Test Condition		Channel Frequency (MHz)	Freq.Dev. (Hz)	Deviation (ppm)	Limit (ppm)
			Volt. (V)	Temp. (℃)				
LTE BAND25	QPSK/16-QAM	1.4MHz	VN	-20	1850.7	-9.75	-0.0053	2.5
				-10	1850.7	-7.36	-0.0040	2.5
				0	1850.7	-7.13	-0.0039	2.5
				10	1850.7	-9.00	-0.0049	2.5
				20	1850.7	-18.49	-0.0100	2.5
				30	1850.7	-7.17	-0.0039	2.5
				40	1850.7	-9.05	-0.0049	2.5
				50	1850.7	-11.30	-0.0061	2.5
			VL	20	1850.7	-10.23	-0.0055	2.5
			VH	20	1850.7	-10.00	-0.0054	2.5
			VN	-20	1882.5	-10.44	-0.0055	2.5
				-10	1882.5	-7.93	-0.0042	2.5
				0	1882.5	-10.21	-0.0054	2.5
				10	1882.5	-8.55	-0.0045	2.5
				20	1882.5	-9.36	-0.0050	2.5
				30	1882.5	-9.34	-0.0050	2.5
				40	1882.5	-11.64	-0.0062	2.5
				50	1882.5	-15.64	-0.0083	2.5
			VL	20	1882.5	-10.23	-0.0054	2.5
			VH	20	1882.5	-6.73	-0.0036	2.5
			VN	-20	1914.3	-10.84	-0.0057	2.5
				-10	1914.3	-8.32	-0.0043	2.5
				0	1914.3	-8.74	-0.0046	2.5
				10	1914.3	-12.10	-0.0063	2.5
				20	1914.3	-8.44	-0.0044	2.5
				30	1914.3	-11.66	-0.0061	2.5
				40	1914.3	-9.44	-0.0049	2.5
				50	1914.3	-13.34	-0.0070	2.5
			VL	20	1914.3	-13.12	-0.0069	2.5
			VH	20	1914.3	-9.34	-0.0049	2.5
VERDICT					PASS			

Operation Mode	Modulation	Band Width	Test Condition		Channel Frequency (MHz)	Freq.Dev. (Hz)	Deviation (ppm)	Limit (ppm)
			Volt. (V)	Temp. (℃)				
LTE BAND25	QPSK/16-QAM	3MHz	VN	-20	1851.5	-9.19	-0.0050	2.5
				-10	1851.5	-7.38	-0.0040	2.5
				0	1851.5	-6.05	-0.0033	2.5
				10	1851.5	-8.21	-0.0044	2.5
				20	1851.5	-19.03	-0.0103	2.5
				30	1851.5	-6.64	-0.0036	2.5
				40	1851.5	-8.80	-0.0048	2.5
				50	1851.5	-11.15	-0.0060	2.5
			VL	20	1851.5	-8.06	-0.0044	2.5
			VH	20	1851.5	-8.20	-0.0044	2.5
			VN	-20	1882.5	-8.96	-0.0048	2.5
				-10	1882.5	-7.41	-0.0039	2.5
				0	1882.5	-8.20	-0.0044	2.5
				10	1882.5	-10.02	-0.0053	2.5
				20	1882.5	-10.38	-0.0055	2.5
				30	1882.5	-10.07	-0.0053	2.5
				40	1882.5	-11.49	-0.0061	2.5
				50	1882.5	-15.50	-0.0082	2.5
			VL	20	1882.5	-10.84	-0.0058	2.5
			VH	20	1882.5	-6.81	-0.0036	2.5
			VN	-20	1913.5	-10.44	-0.0055	2.5
				-10	1913.5	-9.11	-0.0048	2.5
				0	1913.5	-9.48	-0.0050	2.5
				10	1913.5	-9.77	-0.0051	2.5
				20	1913.5	-10.74	-0.0056	2.5
				30	1913.5	-12.95	-0.0068	2.5
				40	1913.5	-10.10	-0.0053	2.5
				50	1913.5	-12.43	-0.0065	2.5
			VL	20	1913.5	-11.16	-0.0058	2.5
			VH	20	1913.5	-11.52	-0.0060	2.5
VERDICT					PASS			

Operation Mode	Modulation	Band Width	Test Condition		Channel Frequency (MHz)	Freq.Dev. (Hz)	Deviation (ppm)	Limit (ppm)
			Volt. (V)	Temp. (℃)				
LTE BAND25	QPSK/16-QAM	5MHz	VN	-20	1852.5	-9.68	-0.0052	2.5
				-10	1852.5	-8.00	-0.0043	2.5
				0	1852.5	-7.47	-0.0040	2.5
				10	1852.5	-8.81	-0.0048	2.5
				20	1852.5	-18.82	-0.0102	2.5
				30	1852.5	-7.83	-0.0042	2.5
				40	1852.5	-8.56	-0.0046	2.5
				50	1852.5	-9.11	-0.0049	2.5
			VL	20	1852.5	-7.66	-0.0041	2.5
			VH	20	1852.5	-7.19	-0.0039	2.5
			VN	-20	1882.5	-8.07	-0.0043	2.5
				-10	1882.5	-9.56	-0.0051	2.5
				0	1882.5	-10.20	-0.0054	2.5
				10	1882.5	-9.23	-0.0049	2.5
				20	1882.5	-10.65	-0.0057	2.5
				30	1882.5	-9.62	-0.0051	2.5
				40	1882.5	-11.19	-0.0059	2.5
				50	1882.5	-14.09	-0.0075	2.5
			VL	20	1882.5	-9.96	-0.0053	2.5
			VH	20	1882.5	-6.38	-0.0034	2.5
			VN	-20	1912.5	-12.38	-0.0065	2.5
				-10	1912.5	-7.80	-0.0041	2.5
				0	1912.5	-9.60	-0.0050	2.5
				10	1912.5	-10.95	-0.0057	2.5
				20	1912.5	-8.32	-0.0043	2.5
				30	1912.5	-11.77	-0.0062	2.5
				40	1912.5	-11.30	-0.0059	2.5
				50	1912.5	-11.35	-0.0059	2.5
			VL	20	1912.5	-13.24	-0.0069	2.5
			VH	20	1912.5	-9.92	-0.0052	2.5
VERDICT					PASS			

Operation Mode	Modulation	Band Width	Test Condition		Channel Frequency (MHz)	Freq.Dev. (Hz)	Deviation (ppm)	Limit (ppm)
			Volt. (V)	Temp. (℃)				
LTE BAND25	QPSK/16-QAM	10MHz	VN	-20	1855.0	-11.06	-0.0060	2.5
				-10	1855.0	-8.76	-0.0047	2.5
				0	1855.0	-8.17	-0.0044	2.5
				10	1855.0	-7.50	-0.0040	2.5
				20	1855.0	-17.88	-0.0096	2.5
				30	1855.0	-7.17	-0.0039	2.5
				40	1855.0	-9.94	-0.0054	2.5
				50	1855.0	-8.87	-0.0048	2.5
			VL	20	1855.0	-10.07	-0.0054	2.5
			VH	20	1855.0	-8.90	-0.0048	2.5
			VN	-20	1882.5	-10.11	-0.0054	2.5
				-10	1882.5	-9.91	-0.0053	2.5
				0	1882.5	-9.84	-0.0052	2.5
				10	1882.5	-8.76	-0.0047	2.5
				20	1882.5	-9.57	-0.0051	2.5
				30	1882.5	-11.02	-0.0059	2.5
				40	1882.5	-11.21	-0.0060	2.5
				50	1882.5	-14.81	-0.0079	2.5
			VL	20	1882.5	-11.61	-0.0062	2.5
			VH	20	1882.5	-7.51	-0.0040	2.5
			VN	-20	1910.0	-11.34	-0.0059	2.5
				-10	1910.0	-6.64	-0.0035	2.5
				0	1910.0	-10.52	-0.0055	2.5
				10	1910.0	-11.05	-0.0058	2.5
				20	1910.0	-10.34	-0.0054	2.5
				30	1910.0	-11.73	-0.0061	2.5
				40	1910.0	-10.16	-0.0053	2.5
				50	1910.0	-10.88	-0.0057	2.5
			VL	20	1910.0	-13.92	-0.0073	2.5
			VH	20	1910.0	-11.89	-0.0062	2.5
VERDICT					PASS			

Operation Mode	Modulation	Band Width	Test Condition		Channel Frequency (MHz)	Freq.Dev. (Hz)	Deviation (ppm)	Limit (ppm)
			Volt. (V)	Temp. (℃)				
LTE BAND25	QPSK/16-QAM	15MHz	VN	-20	1857.5	-10.98	-0.0059	2.5
				-10	1857.5	-8.50	-0.0046	2.5
				0	1857.5	-8.50	-0.0046	2.5
				10	1857.5	-7.55	-0.0041	2.5
				20	1857.5	-17.49	-0.0094	2.5
				30	1857.5	-8.34	-0.0045	2.5
				40	1857.5	-9.41	-0.0051	2.5
				50	1857.5	-9.54	-0.0051	2.5
			VL	20	1857.5	-8.41	-0.0045	2.5
			VH	20	1857.5	-7.23	-0.0039	2.5
			VN	-20	1882.5	-8.24	-0.0044	2.5
				-10	1882.5	-10.01	-0.0053	2.5
				0	1882.5	-10.42	-0.0055	2.5
				10	1882.5	-10.25	-0.0054	2.5
				20	1882.5	-10.43	-0.0055	2.5
				30	1882.5	-8.70	-0.0046	2.5
				40	1882.5	-11.80	-0.0063	2.5
				50	1882.5	-14.84	-0.0079	2.5
			VL	20	1882.5	-11.10	-0.0059	2.5
			VH	20	1882.5	-8.13	-0.0043	2.5
			VN	-20	1907.5	-11.36	-0.0060	2.5
				-10	1907.5	-7.12	-0.0037	2.5
				0	1907.5	-11.18	-0.0059	2.5
				10	1907.5	-9.83	-0.0052	2.5
				20	1907.5	-8.58	-0.0045	2.5
				30	1907.5	-12.87	-0.0067	2.5
				40	1907.5	-10.22	-0.0054	2.5
				50	1907.5	-11.82	-0.0062	2.5
			VL	20	1907.5	-13.10	-0.0069	2.5
			VH	20	1907.5	-11.70	-0.0061	2.5
VERDICT					PASS			

Operation Mode	Modulation	Band Width	Test Condition		Channel Frequency (MHz)	Freq.Dev. (Hz)	Deviation (ppm)	Limit (ppm)
			Volt. (V)	Temp. (℃)				
LTE BAND25	QPSK/16-QAM	20MHz	VN	-20	1860.0	-9.86	-0.0053	2.5
				-10	1860.0	-7.12	-0.0038	2.5
				0	1860.0	-7.67	-0.0041	2.5
				10	1860.0	-10.08	-0.0054	2.5
				20	1860.0	-18.41	-0.0099	2.5
				30	1860.0	-8.96	-0.0048	2.5
				40	1860.0	-9.58	-0.0052	2.5
				50	1860.0	-10.41	-0.0056	2.5
			VL	20	1860.0	-8.17	-0.0044	2.5
			VH	20	1860.0	-9.19	-0.0049	2.5
			VN	-20	1882.5	-10.43	-0.0055	2.5
				-10	1882.5	-8.20	-0.0044	2.5
				0	1882.5	-8.41	-0.0045	2.5
				10	1882.5	-10.38	-0.0055	2.5
				20	1882.5	-9.29	-0.0049	2.5
				30	1882.5	-9.62	-0.0051	2.5
				40	1882.5	-11.57	-0.0061	2.5
				50	1882.5	-15.85	-0.0084	2.5
			VL	20	1882.5	-10.57	-0.0056	2.5
			VH	20	1882.5	-6.40	-0.0034	2.5
			VN	-20	1905.0	-9.90	-0.0052	2.5
				-10	1905.0	-9.13	-0.0048	2.5
				0	1905.0	-10.56	-0.0055	2.5
				10	1905.0	-11.97	-0.0063	2.5
				20	1905.0	-10.34	-0.0054	2.5
				30	1905.0	-11.22	-0.0059	2.5
				40	1905.0	-11.36	-0.0060	2.5
				50	1905.0	-11.04	-0.0058	2.5
			VL	20	1905.0	-12.18	-0.0064	2.5
			VH	20	1905.0	-10.93	-0.0057	2.5
VERDICT					PASS			

Operation Mode	Modulation	Band Width	Test Condition		Channel Frequency (MHz)	Freq.Dev. (Hz)	Deviation (ppm)	Limit (ppm)
			Volt. (V)	Temp. (℃)				
LTE BAND26	QPSK/16-QAM	1.4MHz	VN	-20	824.7	14.11	0.0171	2.5
				-10	824.7	17.35	0.0210	2.5
				0	824.7	17.29	0.0210	2.5
				10	824.7	17.25	0.0209	2.5
				20	824.7	6.39	0.0078	2.5
				30	824.7	17.78	0.0216	2.5
				40	824.7	17.04	0.0207	2.5
				50	824.7	15.29	0.0185	2.5
			VL	20	824.7	17.13	0.0208	2.5
			VH	20	824.7	15.82	0.0192	2.5
			VN	-20	836.5	15.99	0.0191	2.5
				-10	836.5	17.00	0.0203	2.5
				0	836.5	15.19	0.0182	2.5
				10	836.5	13.80	0.0165	2.5
				20	836.5	15.04	0.0180	2.5
				30	836.5	15.75	0.0188	2.5
				40	836.5	13.13	0.0157	2.5
				50	836.5	9.67	0.0116	2.5
			VL	20	836.5	12.81	0.0153	2.5
			VH	20	836.5	18.63	0.0223	2.5
			VN	-20	848.3	14.25	0.0168	2.5
				-10	848.3	17.49	0.0206	2.5
				0	848.3	14.29	0.0168	2.5
				10	848.3	14.02	0.0165	2.5
				20	848.3	16.24	0.0191	2.5
				30	848.3	12.72	0.0150	2.5
				40	848.3	14.25	0.0168	2.5
				50	848.3	12.42	0.0146	2.5
			VL	20	848.3	13.38	0.0158	2.5
			VH	20	848.3	14.04	0.0165	2.5
VERDICT					PASS			

Operation Mode	Modulation	Band Width	Test Condition		Channel Frequency (MHz)	Freq.Dev. (Hz)	Deviation (ppm)	Limit (ppm)
			Volt. (V)	Temp. (℃)				
LTE BAND26	QPSK/16-QAM	3MHz	VN	-20	825.5	13.70	0.0166	2.5
				-10	825.5	18.82	0.0228	2.5
				0	825.5	19.04	0.0231	2.5
				10	825.5	14.69	0.0178	2.5
				20	825.5	7.67	0.0093	2.5
				30	825.5	15.66	0.0190	2.5
				40	825.5	17.25	0.0209	2.5
				50	825.5	15.94	0.0193	2.5
			VL	20	825.5	16.93	0.0205	2.5
			VH	20	825.5	17.24	0.0209	2.5
			VN	-20	836.5	15.41	0.0184	2.5
				-10	836.5	17.60	0.0210	2.5
				0	836.5	15.04	0.0180	2.5
				10	836.5	14.46	0.0173	2.5
				20	836.5	15.32	0.0183	2.5
				30	836.5	15.31	0.0183	2.5
				40	836.5	12.43	0.0149	2.5
				50	836.5	11.38	0.0136	2.5
			VL	20	836.5	14.94	0.0179	2.5
			VH	20	836.5	18.15	0.0217	2.5
			VN	-20	847.5	14.78	0.0174	2.5
				-10	847.5	15.65	0.0185	2.5
				0	847.5	15.36	0.0181	2.5
				10	847.5	13.27	0.0157	2.5
				20	847.5	14.75	0.0174	2.5
				30	847.5	14.37	0.0170	2.5
				40	847.5	14.32	0.0169	2.5
				50	847.5	14.37	0.0170	2.5
			VL	20	847.5	12.54	0.0148	2.5
			VH	20	847.5	14.77	0.0174	2.5
VERDICT					PASS			

Operation Mode	Modulation	Band Width	Test Condition		Channel Frequency (MHz)	Freq.Dev. (Hz)	Deviation (ppm)	Limit (ppm)
			Volt. (V)	Temp. (℃)				
LTE BAND26	QPSK/16-QAM	5MHz	VN	-20	826.5	15.10	0.0183	2.5
				-10	826.5	16.19	0.0196	2.5
				0	826.5	17.82	0.0216	2.5
				10	826.5	17.11	0.0207	2.5
				20	826.5	7.16	0.0087	2.5
				30	826.5	15.64	0.0189	2.5
				40	826.5	16.06	0.0194	2.5
				50	826.5	15.14	0.0183	2.5
			VL	20	826.5	17.19	0.0208	2.5
			VH	20	826.5	17.57	0.0213	2.5
			VN	-20	836.5	15.75	0.0188	2.5
				-10	836.5	15.69	0.0188	2.5
				0	836.5	15.44	0.0185	2.5
				10	836.5	13.78	0.0165	2.5
				20	836.5	15.61	0.0187	2.5
				30	836.5	16.68	0.0199	2.5
				40	836.5	11.42	0.0136	2.5
				50	836.5	10.95	0.0131	2.5
			VL	20	836.5	13.65	0.0163	2.5
			VH	20	836.5	18.44	0.0220	2.5
			VN	-20	846.5	13.05	0.0154	2.5
				-10	846.5	16.33	0.0193	2.5
				0	846.5	16.00	0.0189	2.5
				10	846.5	13.23	0.0156	2.5
				20	846.5	15.87	0.0188	2.5
				30	846.5	12.39	0.0146	2.5
				40	846.5	14.68	0.0173	2.5
				50	846.5	13.54	0.0160	2.5
			VL	20	846.5	12.89	0.0152	2.5
			VH	20	846.5	14.77	0.0174	2.5
VERDICT					PASS			

Operation Mode	Modulation	Band Width	Test Condition		Channel Frequency (MHz)	Freq.Dev. (Hz)	Deviation (ppm)	Limit (ppm)
			Volt. (V)	Temp. (℃)				
LTE BAND26	QPSK/16-QAM	10MHz	VN	-20	829	13.46	0.0162	2.5
				-10	829	17.87	0.0216	2.5
				0	829	17.55	0.0212	2.5
				10	829	15.67	0.0189	2.5
				20	829	7.07	0.0085	2.5
				30	829	17.23	0.0208	2.5
				40	829	15.98	0.0193	2.5
				50	829	14.37	0.0173	2.5
			VL	20	829	16.64	0.0201	2.5
			VH	20	829	14.93	0.0180	2.5
			VN	-20	836.5	17.20	0.0206	2.5
				-10	836.5	16.12	0.0193	2.5
				0	836.5	14.34	0.0171	2.5
				10	836.5	13.80	0.0165	2.5
				20	836.5	15.64	0.0187	2.5
				30	836.5	16.62	0.0199	2.5
				40	836.5	12.82	0.0153	2.5
				50	836.5	11.57	0.0138	2.5
			VL	20	836.5	12.81	0.0153	2.5
			VH	20	836.5	17.26	0.0206	2.5
			VN	-20	844	14.49	0.0172	2.5
				-10	844	16.93	0.0201	2.5
				0	844	14.42	0.0171	2.5
				10	844	13.79	0.0163	2.5
				20	844	17.00	0.0201	2.5
				30	844	12.13	0.0144	2.5
				40	844	13.25	0.0157	2.5
				50	844	12.06	0.0143	2.5
			VL	20	844	12.19	0.0144	2.5
			VH	20	844	14.24	0.0169	2.5
VERDICT					PASS			

Operation Mode	Modulation	Band Width	Test Condition		Channel Frequency (MHz)	Freq.Dev. (Hz)	Deviation (ppm)	Limit (ppm)
			Volt. (V)	Temp. (℃)				
LTE BAND26	QPSK/16-QAM	15MHz	VN	-20	831.5	14.18	0.0171	2.5
				-10	831.5	18.64	0.0224	2.5
				0	831.5	16.54	0.0199	2.5
				10	831.5	16.28	0.0196	2.5
				20	831.5	6.73	0.0081	2.5
				30	831.5	15.97	0.0192	2.5
				40	831.5	17.72	0.0213	2.5
				50	831.5	14.07	0.0169	2.5
			VL	20	831.5	15.88	0.0191	2.5
			VH	20	831.5	15.68	0.0189	2.5
			VN	-20	836.5	15.17	0.0181	2.5
				-10	836.5	16.27	0.0195	2.5
				0	836.5	15.76	0.0188	2.5
				10	836.5	16.13	0.0193	2.5
				20	836.5	16.30	0.0195	2.5
				30	836.5	14.88	0.0178	2.5
				40	836.5	13.09	0.0156	2.5
				50	836.5	9.40	0.0112	2.5
			VL	20	836.5	12.71	0.0152	2.5
			VH	20	836.5	18.50	0.0221	2.5
			VN	-20	841.5	12.61	0.0150	2.5
				-10	841.5	18.55	0.0220	2.5
				0	841.5	14.64	0.0174	2.5
				10	841.5	13.85	0.0165	2.5
				20	841.5	14.67	0.0174	2.5
				30	841.5	12.19	0.0145	2.5
				40	841.5	15.68	0.0186	2.5
				50	841.5	13.96	0.0166	2.5
			VL	20	841.5	11.70	0.0139	2.5
			VH	20	841.5	13.16	0.0156	2.5
VERDICT					PASS			

Operation Mode	Modulation	Band Width	Test Condition		Channel Frequency (MHz)	Freq.Dev. (Hz)	Deviation (ppm)	Limit (ppm)
			Volt. (V)	Temp. (℃)				
LTE BAND30	QPSK/16-QAM	5MHz	VN	-20	2307.5	14.01	0.0061	2.5
				-10	2307.5	18.07	0.0078	2.5
				0	2307.5	16.36	0.0071	2.5
				10	2307.5	15.81	0.0069	2.5
				20	2307.5	6.70	0.0029	2.5
				30	2307.5	17.77	0.0077	2.5
				40	2307.5	16.05	0.0070	2.5
				50	2307.5	15.84	0.0069	2.5
			VL	20	2307.5	15.91	0.0069	2.5
			VH	20	2307.5	16.62	0.0072	2.5
			VN	-20	2310	15.17	0.0066	2.5
				-10	2310	16.82	0.0073	2.5
				0	2310	15.04	0.0065	2.5
				10	2310	14.98	0.0065	2.5
				20	2310	14.94	0.0065	2.5
				30	2310	15.77	0.0068	2.5
				40	2310	12.71	0.0055	2.5
				50	2310	10.72	0.0046	2.5
			VL	20	2310	14.18	0.0061	2.5
			VH	20	2310	18.14	0.0079	2.5
			VN	-20	2312.5	14.39	0.0062	2.5
				-10	2312.5	16.45	0.0071	2.5
				0	2312.5	15.57	0.0067	2.5
				10	2312.5	14.45	0.0062	2.5
				20	2312.5	16.17	0.0070	2.5
				30	2312.5	13.01	0.0056	2.5
				40	2312.5	13.38	0.0058	2.5
				50	2312.5	12.32	0.0053	2.5
			VL	20	2312.5	12.42	0.0054	2.5
			VH	20	2312.5	13.67	0.0059	2.5
VERDICT					PASS			

Operation Mode	Modulation	Band Width	Test Condition		Channel Frequency (MHz)	Freq.Dev. (Hz)	Deviation (ppm)	Limit (ppm)
			Volt. (V)	Temp. (℃)				
LTE BAND30	QPSK/16-QAM	10MHz	VN	-20	2310	15.04	0.0065	2.5
				-10	2310	16.24	0.0070	2.5
				0	2310	16.66	0.0072	2.5
				10	2310	14.93	0.0065	2.5
				20	2310	6.91	0.0030	2.5
				30	2310	17.50	0.0076	2.5
				40	2310	14.92	0.0065	2.5
				50	2310	16.53	0.0072	2.5
			VL	20	2310	14.72	0.0064	2.5
			VH	20	2310	16.29	0.0071	2.5
VERDICT					PASS			

Operation Mode	Modulation	Band Width	Test Condition		Channel Frequency (MHz)	Freq.Dev. (Hz)	Deviation (ppm)	Limit (ppm)
			Volt. (V)	Temp. (℃)				
LTE BAND41	QPSK/16-QAM	5MHz	VN	-20	2498.5	-10.47	-0.0042	2.5
				-10	2498.5	-8.29	-0.0033	2.5
				0	2498.5	-8.11	-0.0032	2.5
				10	2498.5	-7.93	-0.0032	2.5
				20	2498.5	-18.32	-0.0073	2.5
				30	2498.5	-7.78	-0.0031	2.5
				40	2498.5	-8.10	-0.0032	2.5
				50	2498.5	-8.77	-0.0035	2.5
			VL	20	2498.5	-9.74	-0.0039	2.5
			VH	20	2498.5	-7.17	-0.0029	2.5
			VN	-20	2593	-8.01	-0.0031	2.5
				-10	2593	-9.54	-0.0037	2.5
				0	2593	-10.73	-0.0041	2.5
				10	2593	-11.45	-0.0044	2.5
				20	2593	-11.33	-0.0044	2.5
				30	2593	-10.37	-0.0040	2.5
				40	2593	-11.78	-0.0045	2.5
				50	2593	-15.04	-0.0058	2.5
			VL	20	2593	-10.52	-0.0041	2.5
			VH	20	2593	-8.80	-0.0034	2.5
			VN	-20	2687.5	-10.73	-0.0040	2.5
				-10	2687.5	-8.82	-0.0033	2.5
				0	2687.5	-9.66	-0.0036	2.5
				10	2687.5	-10.64	-0.0040	2.5
				20	2687.5	-8.86	-0.0033	2.5
				30	2687.5	-13.30	-0.0050	2.5
				40	2687.5	-9.90	-0.0037	2.5
				50	2687.5	-12.38	-0.0046	2.5
			VL	20	2687.5	-12.27	-0.0046	2.5
			VH	20	2687.5	-9.40	-0.0035	2.5
VERDICT					PASS			

Operation Mode	Modulation	Band Width	Test Condition		Channel Frequency (MHz)	Freq.Dev. (Hz)	Deviation (ppm)	Limit (ppm)
			Volt. (V)	Temp. (℃)				
LTE BAND41	QPSK/16-QAM	10MHz	VN	-20	2501	-10.57	-0.0042	2.5
				-10	2501	-9.00	-0.0036	2.5
				0	2501	-6.80	-0.0027	2.5
				10	2501	-10.15	-0.0041	2.5
				20	2501	-19.10	-0.0076	2.5
				30	2501	-7.45	-0.0030	2.5
				40	2501	-8.21	-0.0033	2.5
				50	2501	-10.43	-0.0042	2.5
			VL	20	2501	-7.77	-0.0031	2.5
			VH	20	2501	-8.99	-0.0036	2.5
			VN	-20	2593	-8.33	-0.0032	2.5
				-10	2593	-7.54	-0.0029	2.5
				0	2593	-9.39	-0.0036	2.5
				10	2593	-8.59	-0.0033	2.5
				20	2593	-9.19	-0.0035	2.5
				30	2593	-10.82	-0.0042	2.5
				40	2593	-13.34	-0.0051	2.5
				50	2593	-13.83	-0.0053	2.5
			VL	20	2593	-12.15	-0.0047	2.5
			VH	20	2593	-9.07	-0.0035	2.5
			VN	-20	2685	-10.09	-0.0038	2.5
				-10	2685	-8.49	-0.0032	2.5
				0	2685	-8.56	-0.0032	2.5
				10	2685	-12.21	-0.0045	2.5
				20	2685	-10.47	-0.0039	2.5
				30	2685	-12.16	-0.0045	2.5
				40	2685	-11.75	-0.0044	2.5
				50	2685	-10.76	-0.0040	2.5
			VL	20	2685	-11.44	-0.0043	2.5
			VH	20	2685	-9.51	-0.0035	2.5
VERDICT					PASS			

Operation Mode	Modulation	Band Width	Test Condition		Channel Frequency (MHz)	Freq.Dev. (Hz)	Deviation (ppm)	Limit (ppm)
			Volt. (V)	Temp. (℃)				
LTE BAND41	QPSK/16-QAM	15MHz	VN	-20	2503.5	-11.46	-0.0046	2.5
				-10	2503.5	-6.69	-0.0027	2.5
				0	2503.5	-5.96	-0.0024	2.5
				10	2503.5	-8.63	-0.0034	2.5
				20	2503.5	-19.46	-0.0078	2.5
				30	2503.5	-8.49	-0.0034	2.5
				40	2503.5	-9.82	-0.0039	2.5
				50	2503.5	-9.00	-0.0036	2.5
			VL	20	2503.5	-8.64	-0.0034	2.5
			VH	20	2503.5	-8.00	-0.0032	2.5
			VN	-20	2593	-8.94	-0.0034	2.5
				-10	2593	-9.47	-0.0037	2.5
				0	2593	-10.33	-0.0040	2.5
				10	2593	-11.04	-0.0043	2.5
				20	2593	-11.31	-0.0044	2.5
				30	2593	-8.74	-0.0034	2.5
				40	2593	-11.00	-0.0042	2.5
				50	2593	-15.35	-0.0059	2.5
			VL	20	2593	-11.02	-0.0042	2.5
			VH	20	2593	-8.47	-0.0033	2.5
			VN	-20	2682.5	-10.35	-0.0039	2.5
				-10	2682.5	-8.19	-0.0031	2.5
				0	2682.5	-10.40	-0.0039	2.5
				10	2682.5	-10.85	-0.0040	2.5
				20	2682.5	-8.65	-0.0032	2.5
				30	2682.5	-11.55	-0.0043	2.5
				40	2682.5	-11.11	-0.0041	2.5
				50	2682.5	-11.04	-0.0041	2.5
			VL	20	2682.5	-11.26	-0.0042	2.5
			VH	20	2682.5	-10.90	-0.0041	2.5
VERDICT					PASS			

Operation Mode	Modulation	Band Width	Test Condition		Channel Frequency (MHz)	Freq.Dev. (Hz)	Deviation (ppm)	Limit (ppm)
			Volt. (V)	Temp. (℃)				
LTE BAND41	QPSK/16-QAM	20MHz	VN	-20	2506	-11.51	-0.0046	2.5
				-10	2506	-7.68	-0.0031	2.5
				0	2506	-8.63	-0.0034	2.5
				10	2506	-8.39	-0.0033	2.5
				20	2506	-20.10	-0.0080	2.5
				30	2506	-7.36	-0.0029	2.5
				40	2506	-9.86	-0.0039	2.5
				50	2506	-9.29	-0.0037	2.5
			VL	20	2506	-7.93	-0.0032	2.5
			VH	20	2506	-9.27	-0.0037	2.5
			VN	-20	2593	-10.40	-0.0040	2.5
				-10	2593	-8.21	-0.0032	2.5
				0	2593	-10.43	-0.0040	2.5
				10	2593	-8.50	-0.0033	2.5
				20	2593	-11.02	-0.0043	2.5
				30	2593	-9.85	-0.0038	2.5
				40	2593	-12.01	-0.0046	2.5
				50	2593	-15.81	-0.0061	2.5
			VL	20	2593	-10.60	-0.0041	2.5
			VH	20	2593	-8.80	-0.0034	2.5
			VN	-20	2680	-11.53	-0.0043	2.5
				-10	2680	-6.94	-0.0026	2.5
				0	2680	-10.55	-0.0039	2.5
				10	2680	-10.84	-0.0040	2.5
				20	2680	-8.02	-0.0030	2.5
				30	2680	-11.47	-0.0043	2.5
				40	2680	-10.71	-0.0040	2.5
				50	2680	-11.06	-0.0041	2.5
			VL	20	2680	-12.49	-0.0047	2.5
			VH	20	2680	-9.78	-0.0036	2.5
VERDICT					PASS			

APPENDIX H: TEST DATA FOR PEAK TO AVERAGE RATIO

Operation Mode	Modulation	Band Width	Test Channel	Test RB	P. A .R (dB)	Limit (dB)	Verdict
LTE Babd4	QPSK	1.4MHz	Low	RB1#0	4.71	<=13	Pass
	QPSK	1.4MHz	Middle	RB1#0	4.66	<=13	Pass
	QPSK	1.4MHz	High	RB1#0	4.91	<=13	Pass
	16-QAM	1.4MHz	Low	RB1#0	5.65	<=13	Pass
	16-QAM	1.4MHz	Middle	RB1#0	5.38	<=13	Pass
	16-QAM	1.4MHz	High	RB1#0	6.17	<=13	Pass
LTE Babd4	QPSK	3MHz	Low	RB1#0	4.72	<=13	Pass
	QPSK	3MHz	Middle	RB1#0	4.59	<=13	Pass
	QPSK	3MHz	High	RB1#0	4.88	<=13	Pass
	16-QAM	3MHz	Low	RB1#0	5.65	<=13	Pass
	16-QAM	3MHz	Middle	RB1#0	5.39	<=13	Pass
	16-QAM	3MHz	High	RB1#0	6.17	<=13	Pass
LTE Babd4	QPSK	5MHz	Low	RB1#0	4.86	<=13	Pass
	QPSK	5MHz	Middle	RB1#0	4.71	<=13	Pass
	QPSK	5MHz	High	RB1#0	5.07	<=13	Pass
	16-QAM	5MHz	Low	RB1#0	5.65	<=13	Pass
	16-QAM	5MHz	Middle	RB1#0	5.41	<=13	Pass
	16-QAM	5MHz	High	RB1#0	6.21	<=13	Pass
LTE Babd4	QPSK	10MHz	Low	RB1#0	4.70	<=13	Pass
	QPSK	10MHz	Middle	RB1#0	4.70	<=13	Pass
	QPSK	10MHz	High	RB1#0	5.04	<=13	Pass
	16-QAM	10MHz	Low	RB1#0	5.72	<=13	Pass
	16-QAM	10MHz	Middle	RB1#0	5.39	<=13	Pass
	16-QAM	10MHz	High	RB1#0	6.11	<=13	Pass
TE Babd4	QPSK	15MHz	Low	RB1#0	4.93	<=13	Pass
	QPSK	15MHz	Middle	RB1#0	4.12	<=13	Pass
	QPSK	15MHz	High	RB1#0	4.36	<=13	Pass
	16-QAM	15MHz	Low	RB1#0	5.55	<=13	Pass
	16-QAM	15MHz	Middle	RB1#0	5.25	<=13	Pass
	16-QAM	15MHz	High	RB1#0	5.13	<=13	Pass
TE Babd4	QPSK	20MHz	Low	RB1#0	4.74	<=13	Pass
	QPSK	20MHz	Middle	RB1#0	4.50	<=13	Pass
	QPSK	20MHz	High	RB1#0	4.12	<=13	Pass
	16-QAM	20MHz	Low	RB1#0	6.25	<=13	Pass
	16-QAM	20MHz	Middle	RB1#0	5.51	<=13	Pass
	16-QAM	20MHz	High	RB1#0	5.14	<=13	Pass

Operation Mode	Modulation	Band Width	Test Channel	Test RB	P. A .R (dB)	Limit (dB)	Verdict
LTE Babd7	QPSK	5MHz	Low	RB1#0	4.67	<=13	Pass
	QPSK	5MHz	Middle	RB1#0	4.60	<=13	Pass
	QPSK	5MHz	High	RB1#0	4.94	<=13	Pass
	16-QAM	5MHz	Low	RB1#0	5.73	<=13	Pass
	16-QAM	5MHz	Middle	RB1#0	5.33	<=13	Pass
	16-QAM	5MHz	High	RB1#0	6.16	<=13	Pass
LTE Babd7	QPSK	10MHz	Low	RB1#0	4.77	<=13	Pass
	QPSK	10MHz	Middle	RB1#0	4.67	<=13	Pass
	QPSK	10MHz	High	RB1#0	4.99	<=13	Pass
	16-QAM	10MHz	Low	RB1#0	5.64	<=13	Pass
	16-QAM	10MHz	Middle	RB1#0	5.33	<=13	Pass
	16-QAM	10MHz	High	RB1#0	6.22	<=13	Pass
TE Babd7	QPSK	15MHz	Low	RB1#0	4.77	<=13	Pass
	QPSK	15MHz	Middle	RB1#0	4.74	<=13	Pass
	QPSK	15MHz	High	RB1#0	4.93	<=13	Pass
	16-QAM	15MHz	Low	RB1#0	5.58	<=13	Pass
	16-QAM	15MHz	Middle	RB1#0	5.34	<=13	Pass
	16-QAM	15MHz	High	RB1#0	6.15	<=13	Pass
TE Babd7	QPSK	20MHz	Low	RB1#0	4.66	<=13	Pass
	QPSK	20MHz	Middle	RB1#0	4.67	<=13	Pass
	QPSK	20MHz	High	RB1#0	5.04	<=13	Pass
	16-QAM	20MHz	Low	RB1#0	5.74	<=13	Pass
	16-QAM	20MHz	Middle	RB1#0	5.38	<=13	Pass
	16-QAM	20MHz	High	RB1#0	6.05	<=13	Pass

Operation Mode	Modulation	Band Width	Test Channel	Test RB	P. A .R (dB)	Limit (dB)	Verdict
LTE Babd25	QPSK	1.4MHz	Low	RB1#0	4.79	<=13	Pass
	QPSK	1.4MHz	Middle	RB1#0	4.58	<=13	Pass
	QPSK	1.4MHz	High	RB1#0	4.94	<=13	Pass
	16-QAM	1.4MHz	Low	RB1#0	5.63	<=13	Pass
	16-QAM	1.4MHz	Middle	RB1#0	5.34	<=13	Pass
	16-QAM	1.4MHz	High	RB1#0	6.18	<=13	Pass
LTE Babd25	QPSK	3MHz	Low	RB1#0	4.72	<=13	Pass
	QPSK	3MHz	Middle	RB1#0	4.73	<=13	Pass
	QPSK	3MHz	High	RB1#0	5.04	<=13	Pass
	16-QAM	3MHz	Low	RB1#0	5.66	<=13	Pass
	16-QAM	3MHz	Middle	RB1#0	5.28	<=13	Pass
	16-QAM	3MHz	High	RB1#0	6.15	<=13	Pass
LTE Babd25	QPSK	5MHz	Low	RB1#0	4.73	<=13	Pass
	QPSK	5MHz	Middle	RB1#0	4.73	<=13	Pass
	QPSK	5MHz	High	RB1#0	4.97	<=13	Pass
	16-QAM	5MHz	Low	RB1#0	5.72	<=13	Pass
	16-QAM	5MHz	Middle	RB1#0	5.33	<=13	Pass
	16-QAM	5MHz	High	RB1#0	6.03	<=13	Pass
LTE Babd25	QPSK	10MHz	Low	RB1#0	4.72	<=13	Pass
	QPSK	10MHz	Middle	RB1#0	4.69	<=13	Pass
	QPSK	10MHz	High	RB1#0	4.97	<=13	Pass
	16-QAM	10MHz	Low	RB1#0	5.68	<=13	Pass
	16-QAM	10MHz	Middle	RB1#0	5.37	<=13	Pass
	16-QAM	10MHz	High	RB1#0	6.17	<=13	Pass
TE Babd25	QPSK	15MHz	Low	RB1#0	4.97	<=13	Pass
	QPSK	15MHz	Middle	RB1#0	4.24	<=13	Pass
	QPSK	15MHz	High	RB1#0	4.19	<=13	Pass
	16-QAM	15MHz	Low	RB1#0	5.73	<=13	Pass
	16-QAM	15MHz	Middle	RB1#0	5.24	<=13	Pass
	16-QAM	15MHz	High	RB1#0	4.99	<=13	Pass
TE Babd25	QPSK	20MHz	Low	RB1#0	4.82	<=13	Pass
	QPSK	20MHz	Middle	RB1#0	4.50	<=13	Pass
	QPSK	20MHz	High	RB1#0	4.11	<=13	Pass
	16-QAM	20MHz	Low	RB1#0	6.09	<=13	Pass
	16-QAM	20MHz	Middle	RB1#0	5.48	<=13	Pass
	16-QAM	20MHz	High	RB1#0	5.05	<=13	Pass

Operation Mode	Modulation	Band Width	Test Channel	Test RB	P. A .R (dB)	Limit (dB)	Verdict
LTE Babd30	QPSK	5MHz	Low	RB1#0	4.67	<=13	Pass
	QPSK	5MHz	Middle	RB1#0	4.69	<=13	Pass
	QPSK	5MHz	High	RB1#0	4.91	<=13	Pass
	16-QAM	5MHz	Low	RB1#0	5.57	<=13	Pass
	16-QAM	5MHz	Middle	RB1#0	5.36	<=13	Pass
	16-QAM	5MHz	High	RB1#0	6.09	<=13	Pass
LTE Babd30	QPSK	10MHz	Low	RB1#0	4.69	<=13	Pass
	QPSK	10MHz	Middle	RB1#0	4.57	<=13	Pass
	QPSK	10MHz	High	RB1#0	5.05	<=13	Pass
	16-QAM	10MHz	Low	RB1#0	5.74	<=13	Pass
	16-QAM	10MHz	Middle	RB1#0	5.39	<=13	Pass
	16-QAM	10MHz	High	RB1#0	6.07	<=13	Pass

Operation Mode	Modulation	Band Width	Test Channel	Test RB	P. A .R (dB)	Limit (dB)	Verdict
LTE Babd41	QPSK	5MHz	Low	RB1#0	4.78	<=13	Pass
	QPSK	5MHz	Middle	RB1#0	4.76	<=13	Pass
	QPSK	5MHz	High	RB1#0	5.00	<=13	Pass
	16-QAM	5MHz	Low	RB1#0	5.62	<=13	Pass
	16-QAM	5MHz	Middle	RB1#0	5.41	<=13	Pass
	16-QAM	5MHz	High	RB1#0	6.06	<=13	Pass
LTE Babd41	QPSK	10MHz	Low	RB1#0	4.67	<=13	Pass
	QPSK	10MHz	Middle	RB1#0	4.68	<=13	Pass
	QPSK	10MHz	High	RB1#0	5.02	<=13	Pass
	16-QAM	10MHz	Low	RB1#0	5.63	<=13	Pass
	16-QAM	10MHz	Middle	RB1#0	5.39	<=13	Pass
	16-QAM	10MHz	High	RB1#0	6.12	<=13	Pass
TE Babd41	QPSK	15MHz	Low	RB1#0	4.70	<=13	Pass
	QPSK	15MHz	Middle	RB1#0	4.57	<=13	Pass
	QPSK	15MHz	High	RB1#0	4.94	<=13	Pass
	16-QAM	15MHz	Low	RB1#0	5.74	<=13	Pass
	16-QAM	15MHz	Middle	RB1#0	5.44	<=13	Pass
	16-QAM	15MHz	High	RB1#0	6.07	<=13	Pass
TE Babd41	QPSK	20MHz	Low	RB1#0	4.73	<=13	Pass
	QPSK	20MHz	Middle	RB1#0	4.66	<=13	Pass
	QPSK	20MHz	High	RB1#0	4.94	<=13	Pass
	16-QAM	20MHz	Low	RB1#0	5.63	<=13	Pass
	16-QAM	20MHz	Middle	RB1#0	5.36	<=13	Pass
	16-QAM	20MHz	High	RB1#0	6.22	<=13	Pass

Detail of factor for radiated emission

Frequency(MHz)	Ant_F(dB)	Cab_L(dB)	Preamp(dB)	Correct Factor(dB)
0.009	20.6	0.03	\	20.63
0.15	20.7	0.1	\	20.8
1	20.9	0.15	\	21.05
10	20.1	0.28	\	20.38
30	18.8	0.45	\	19.25
30	11.7	0.62	27.9	-15.58
100	12.5	1.02	27.8	-14.28
300	12.9	1.91	27.5	-12.69
600	19.2	2.92	27	-4.88
800	21.1	3.54	26.6	-1.96
1000	22.3	4.17	26.2	0.27
1000	25.6	1.76	41.4	-14.04
3000	28.9	3.27	43.2	-11.03
5000	31.1	4.2	44.6	-9.3
8000	36.2	5.95	44.7	-2.55
10000	38.4	6.3	43.9	0.8
12000	38.5	7.14	42.3	3.34
15000	40.2	8.15	41.4	6.95
18000	45.4	9.02	41.3	13.12
18000	37.9	1.81	47.9	-8.19
21000	37.9	1.95	48.7	-8.85
25000	39.3	2.01	42.8	-1.49
28000	39.6	2.16	46.0	-4.24
31000	41.2	2.24	44.5	-1.06
34000	41.5	2.29	46.6	-2.81
37000	43.8	2.30	46.4	-0.3
40000	43.2	2.50	42.2	3.5

END OF REPORT