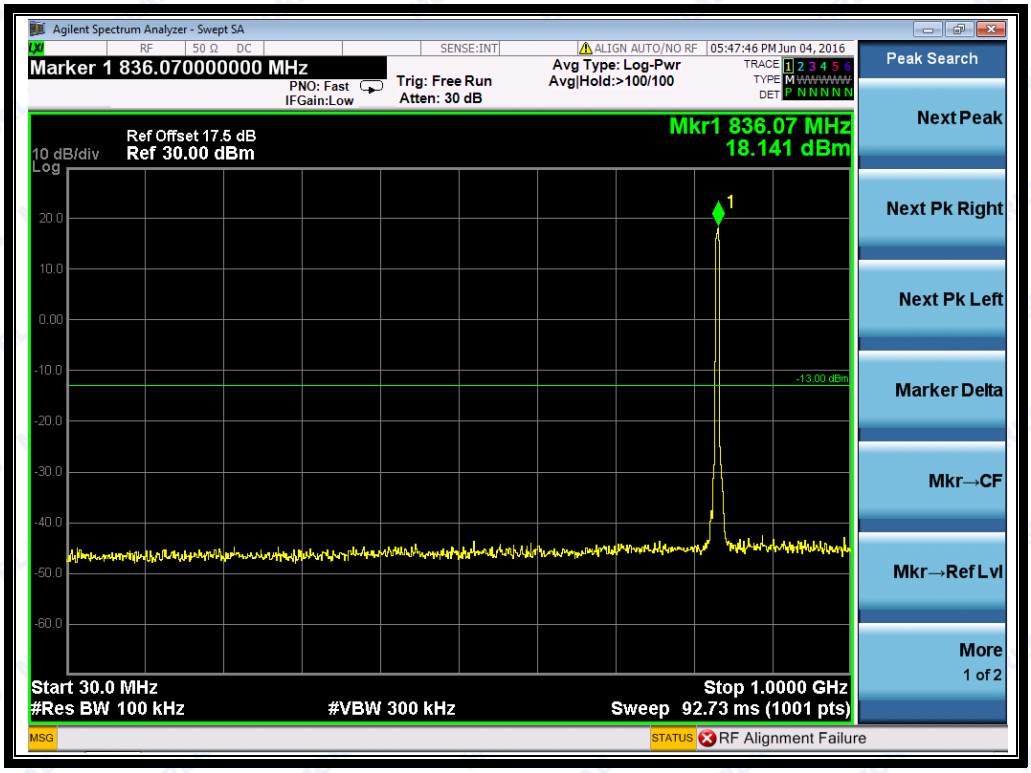

(Plot P2: HSPA+ 850MHz Channel = 4175, 30MHz to 1GHz)

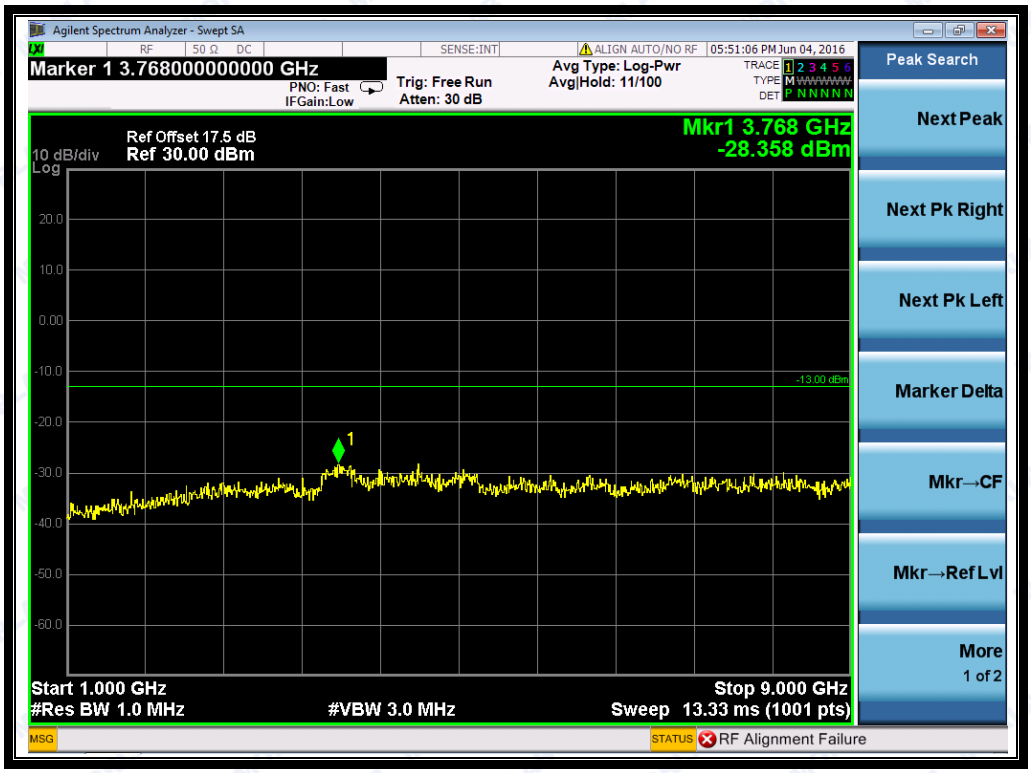

(Plot P2.1: HSPA+ 850MHz Channel = 4175, 1GHz to 9GHz)

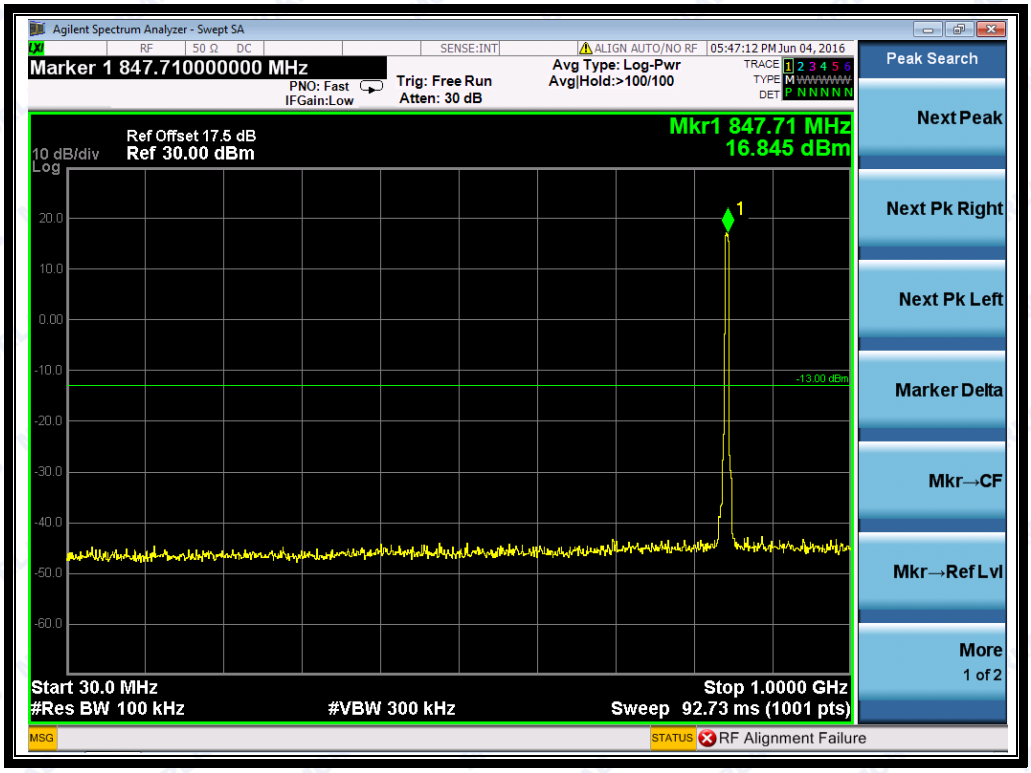

(Plot P3: HSPA+ 850MHz Channel = 4233, 30MHz to 1GHz)

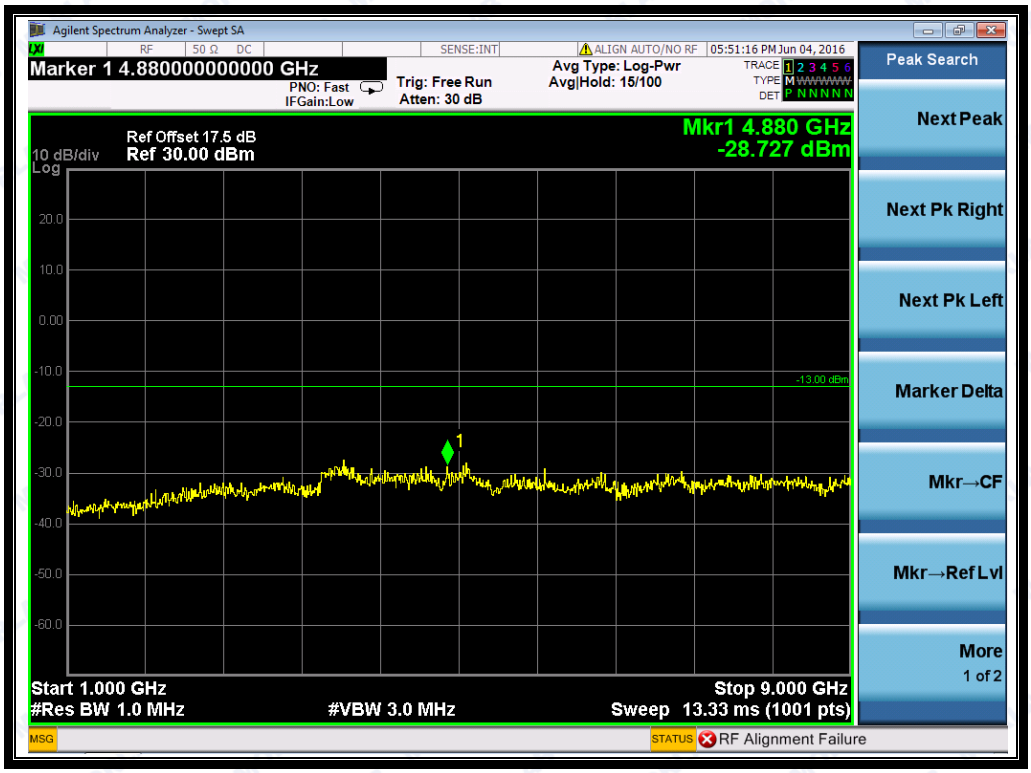

(Plot P3.1: HSPA+ 850MHz Channel = 4233, 1GHz to 9GHz)

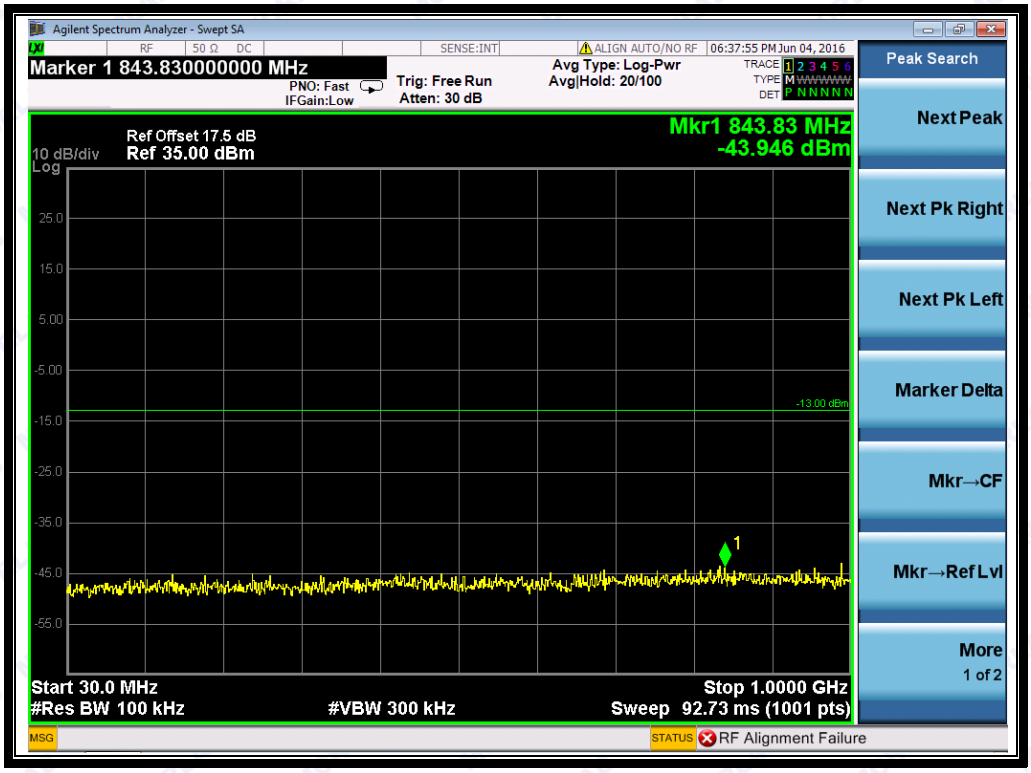

(Plot Q1: HSPA+1700MHz Channel = 1312, 30MHz to 1GHz)

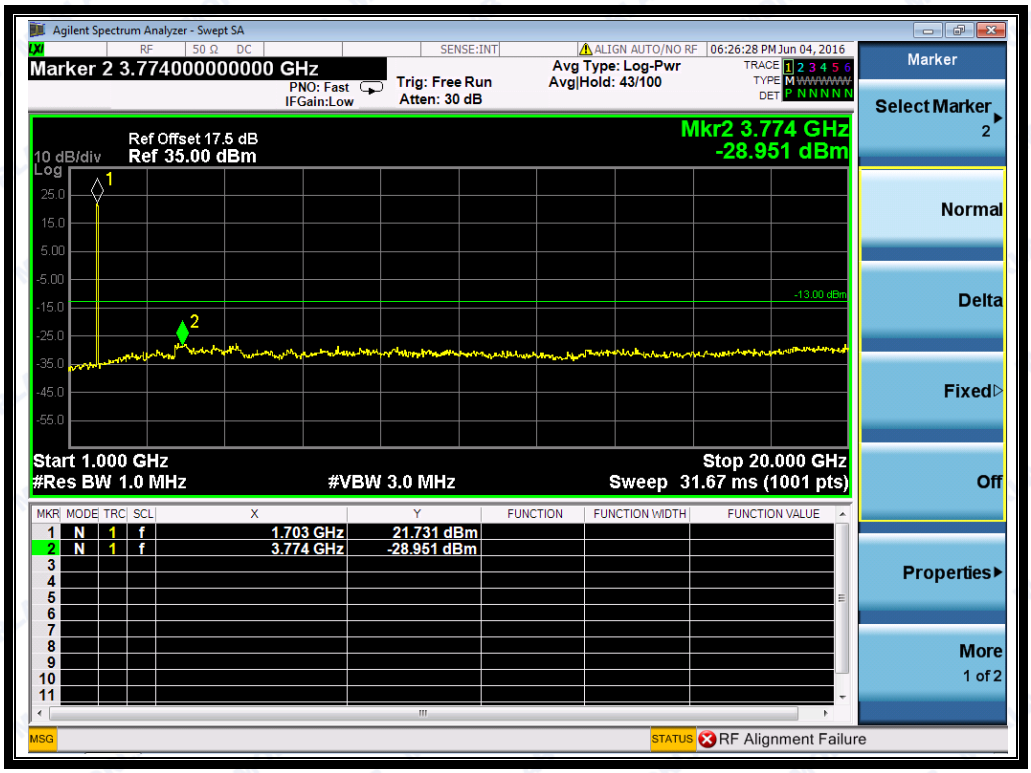

(Plot Q1.1: HSPA+ 1700MHz Channel = 1312, 1GHz to 20GHz)

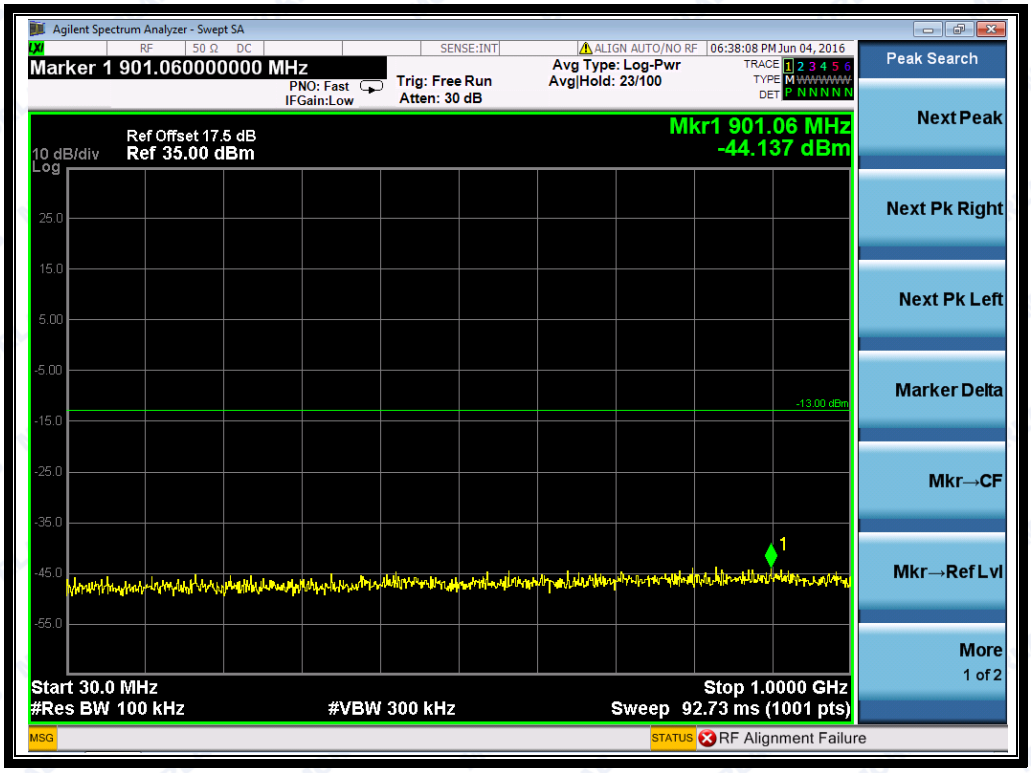

(Plot Q2: HSPA+ 1700MHz Channel = 1412, 30MHz to 1GHz)

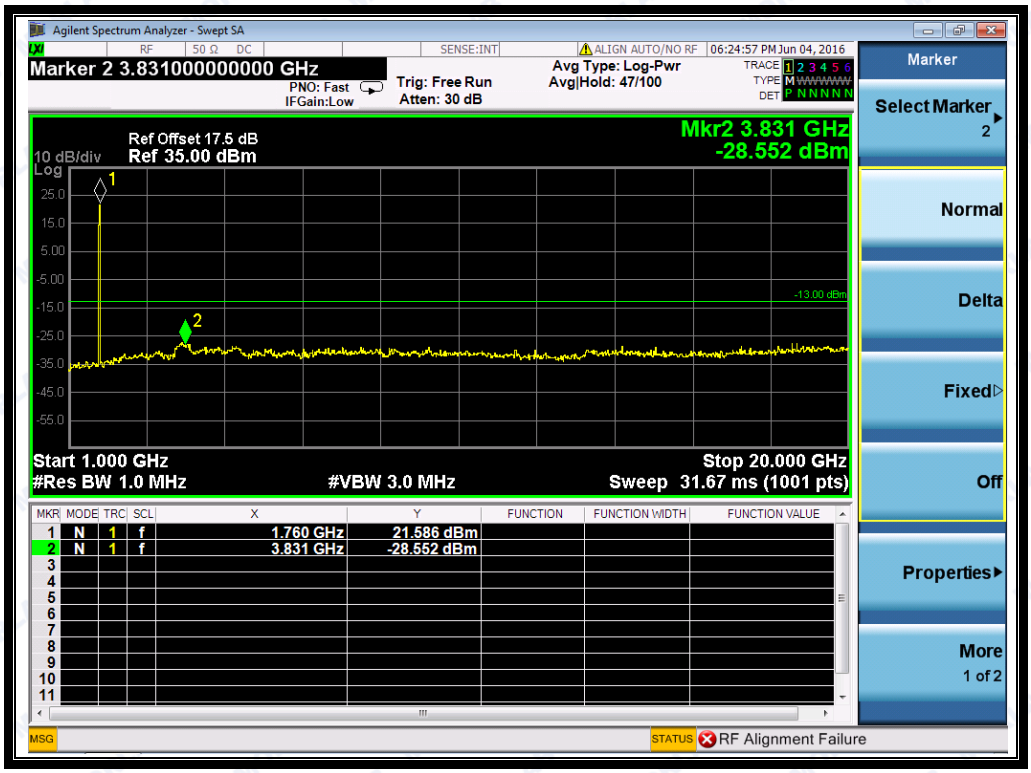

(Plot Q2.1: HSPA+1700MHz Channel = 1412, 1GHz to 20GHz)

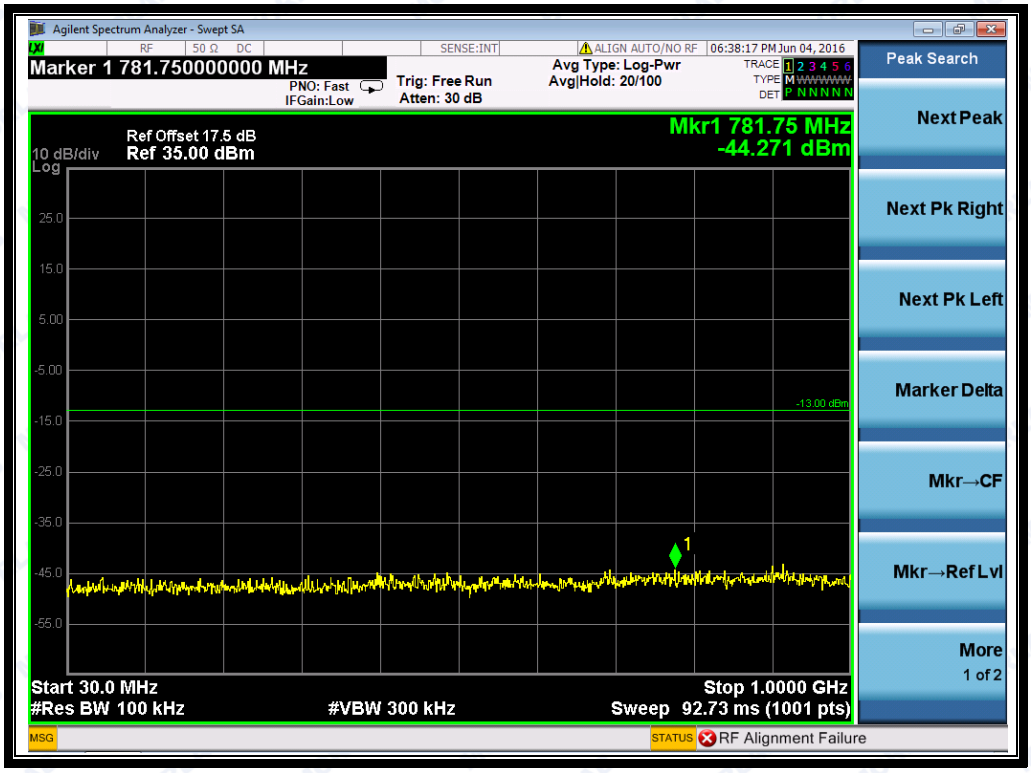

(Plot Q3: HSPA+1700MHz Channel = 1513, 30MHz to 1GHz)

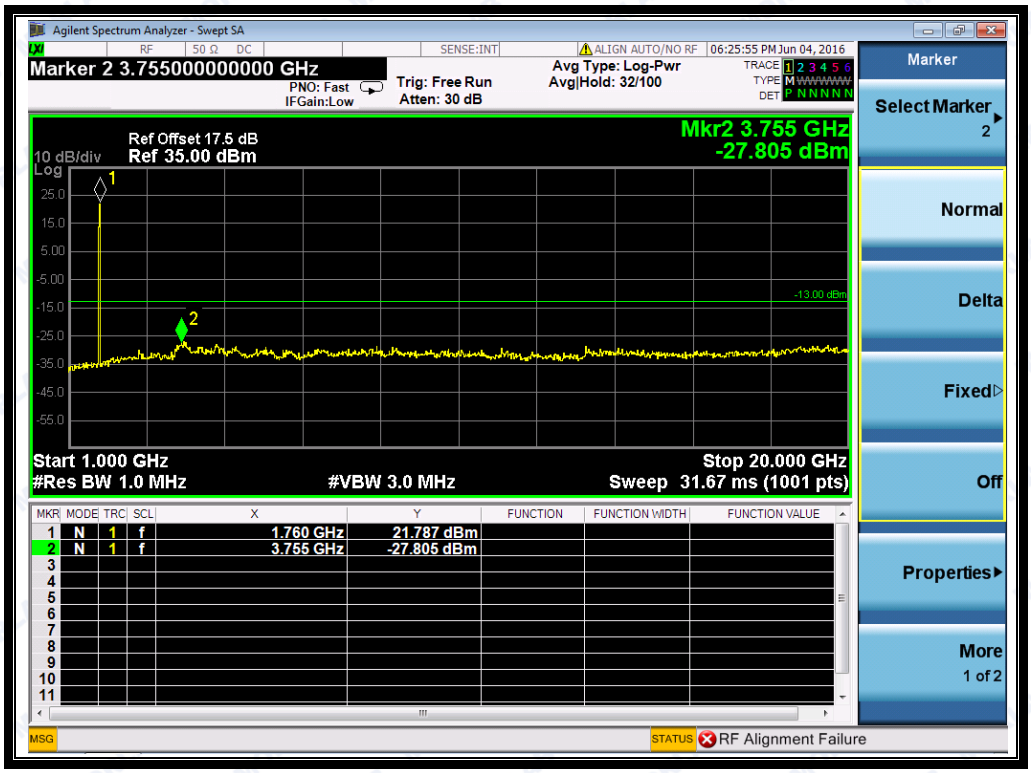

(Plot Q3.1: HSPA+1700MHz Channel = 1513, 1GHz to 20GHz)

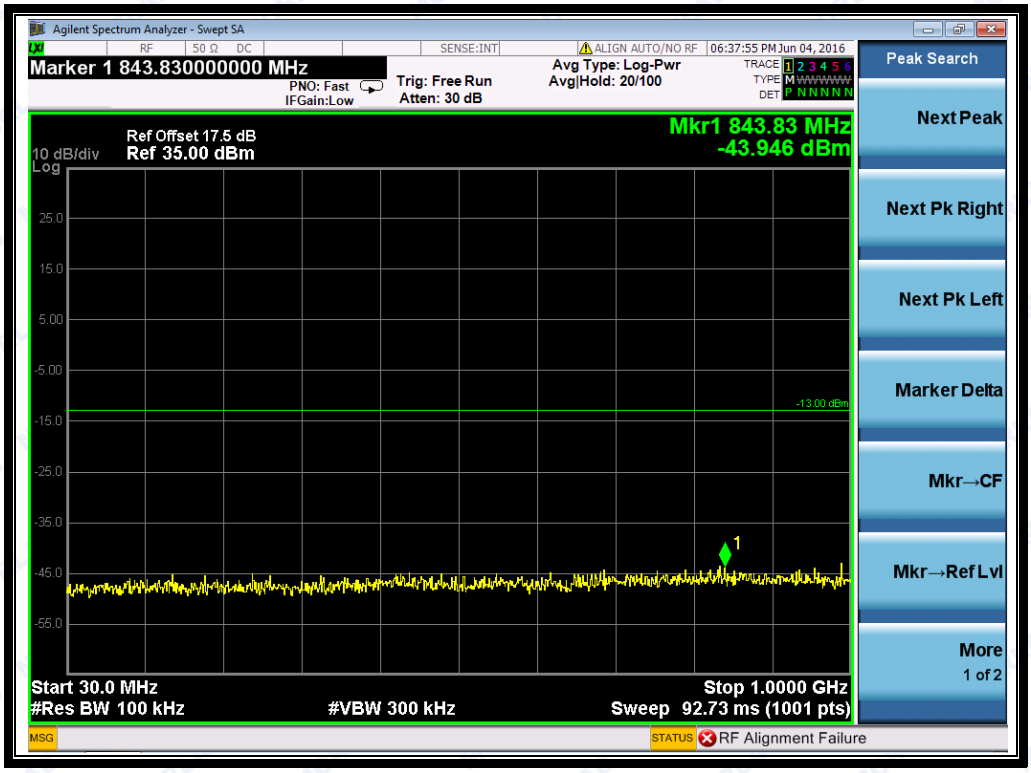

(Plot R1: HSPA+ 1900MHz Channel = 9262, 30MHz to 1GHz)

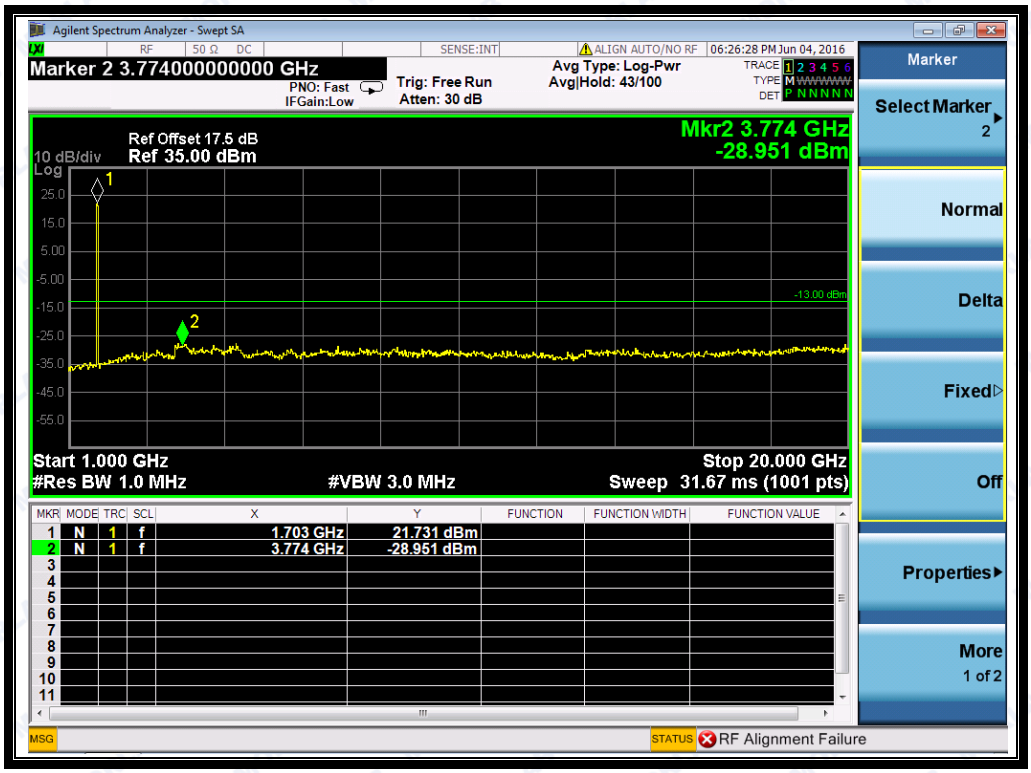

(Plot R1.1: HSPA+ 1900MHz Channel = 9262, 1GHz to 20GHz)

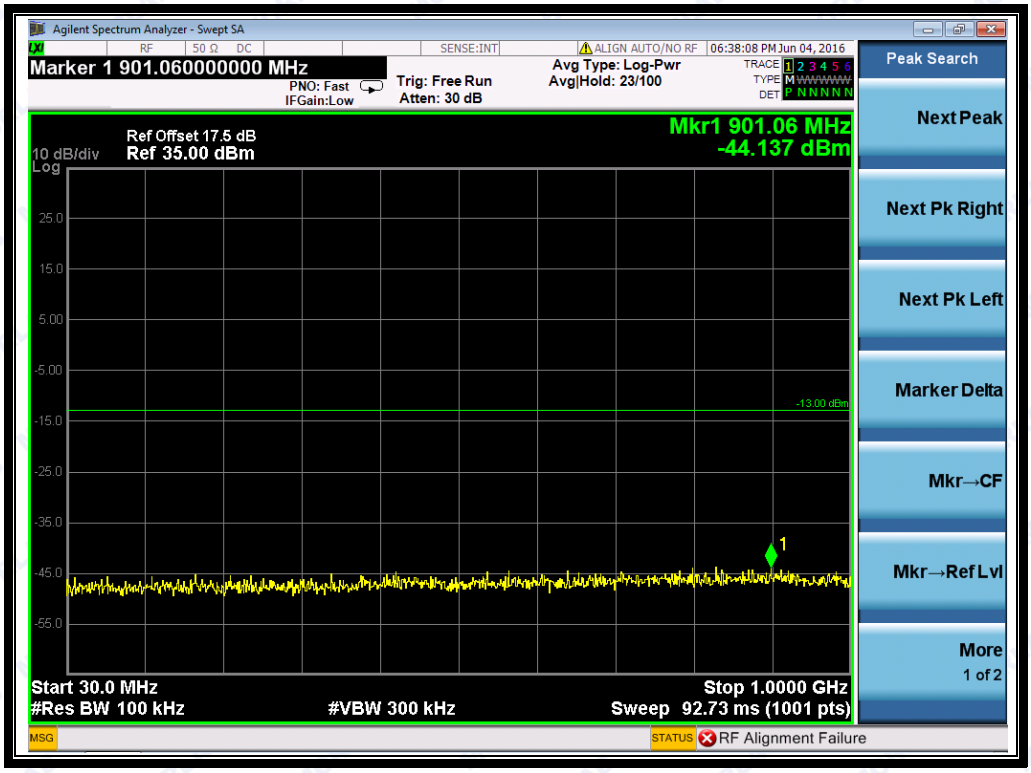

(Plot R2: HSPA+ 1900MHz Channel = 9400, 30MHz to 1GHz)

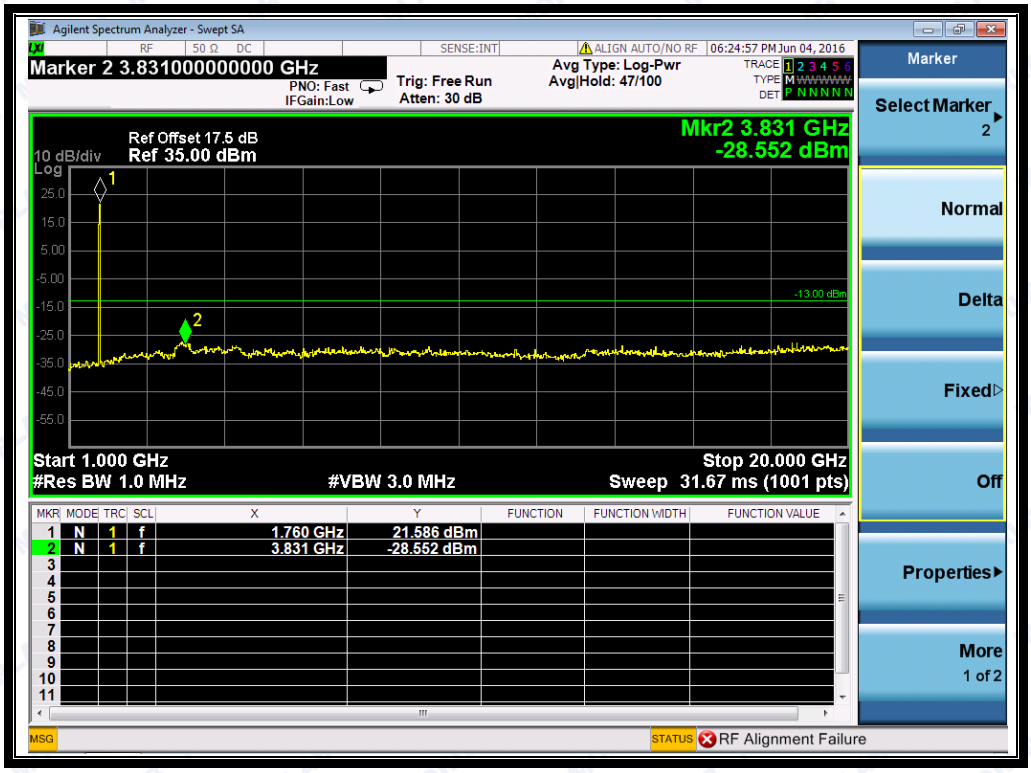

(Plot R2.1: HSPA+1900MHz Channel = 9400, 1GHz to 20GHz)

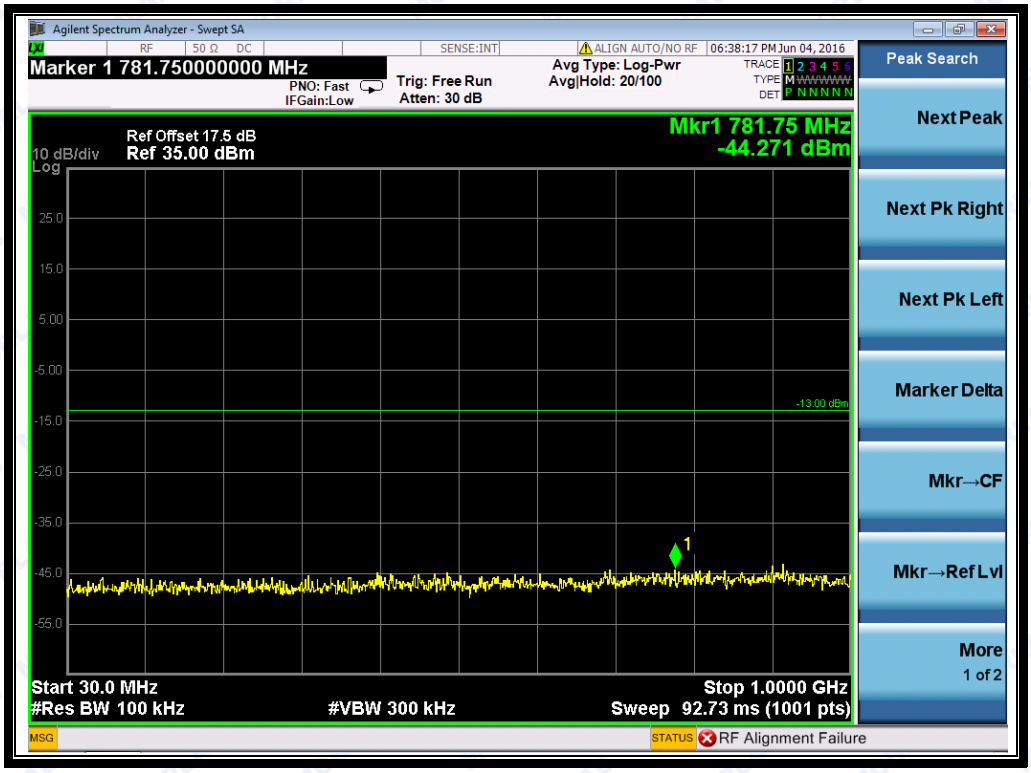

(Plot R3: HSPA+1900MHz Channel = 9538, 30MHz to 1GHz)

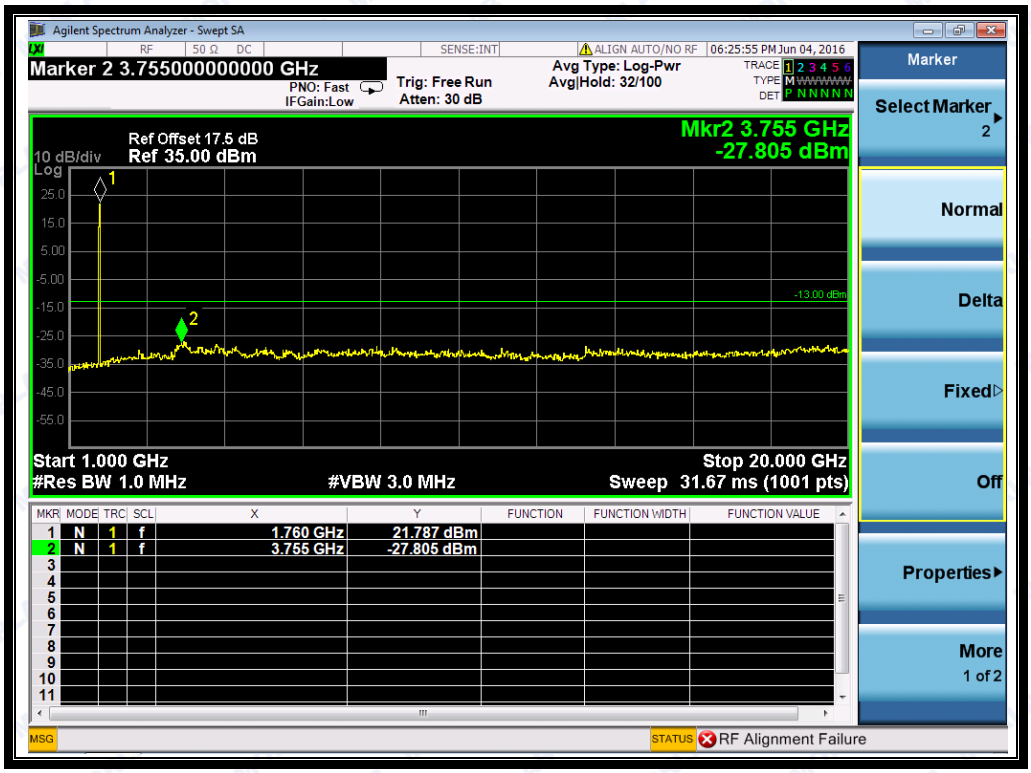

(Plot R3.1: HSPA+1900MHz Channel = 9538 1GHz to 20GHz)

2.6 Band Edge

2.6.1 Requirement

According to FCC section 22.917(b) and FCC section 24.238(b) in the 1MHz bands immediately outside and adjacent to the frequency block a resolution bandwidth of at least one percent of the emission bandwidth (26dB emission bandwidth) of the fundamental emission of the transmitter may be employed.

2.6.2 Test Description

See section 2.1.2 of this report.

2.6.3 Test Result

The lowest and highest channels are tested to verify the band edge emissions.

Test Verdict:

Band	Channel	Frequency (MHz)	Measured Max. Band Edge Emission (dBm)	Refer to Plot	Limit (dBm)	Verdict
WCDMA 850MHz	4132	826.4	-24.23	Plat E1	-13	PASS
	4233	846.6	-24.69	Plot E2		PASS
WCDMA 1700MHz	1312	1712.4	-18.12	Plat F1	-13	PASS
	1513	1752.6	-19.17	Plot F2		PASS
WCDMA 1900MHz	9262	1852.4	-28.19	Plat G1	-13	PASS
	9538	1907.6	-21.96	Plot G2		PASS
HSDPA 850MHz	4132	826.4	-24.01	Plat H1	-13	PASS
	4233	846.6	-25.08	Plot H2		PASS
HSDPA 1700MHz	1312	1712.4	-18.39	Plat I1	-13	PASS
	1513	1752.6	-18.64	Plot I2		PASS
HSDPA 1900MHz	9262	1852.4	-27.39	Plat J1	-13	PASS
	9538	1907.6	-22.21	Plot J2		PASS
HSUPA 850MHz	4132	826.4	-25.09	Plat K1	-13	PASS
	4233	846.6	-23.80	Plot K2		PASS
HSUPA 1700MHz	1312	1712.4	-19.22	Plat L1	-13	PASS
	1513	1752.6	-19.14	Plot L2		PASS
HSUPA 1900MHz	9262	1852.4	-29.00	Plat M1	-13	PASS
	9538	1907.6	-20.53	Plot M2		PASS
HSPA+ 850MHz	4132	826.4	-23.62	Plat N1	-13	PASS
	4233	846.6	-24.48	Plot N2		PASS
HSPA+ 1700MHz	1312	1712.4	-18.51	Plat O1	-13	PASS
	1513	1752.6	-18.58	Plot O2		PASS
HSPA+ 1900MHz	9262	1852.4	-27.86	Plat P1	-13	PASS
	9538	1907.6	-22.22	Plot P2		PASS

Test Plots:

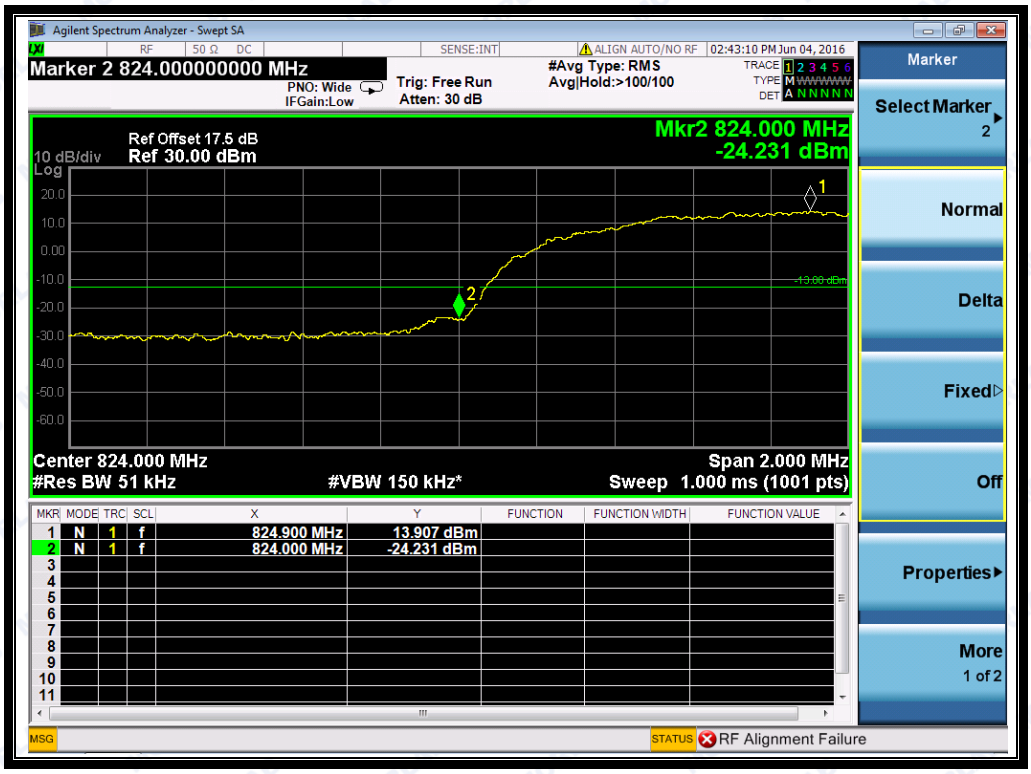

(Plot E1: WCDMA 850 Channel = 4132)

(Plot E2: WCDMA 850 Channel = 4233)

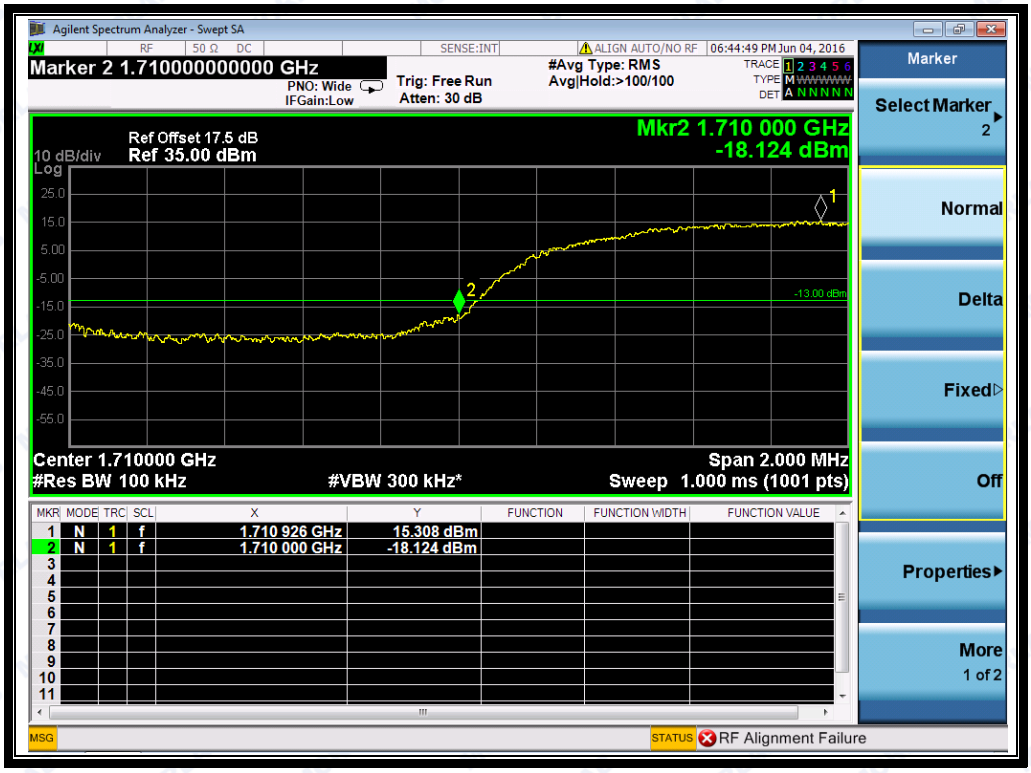

(Plot F1: WCDMA 1700 Channel = 1312)

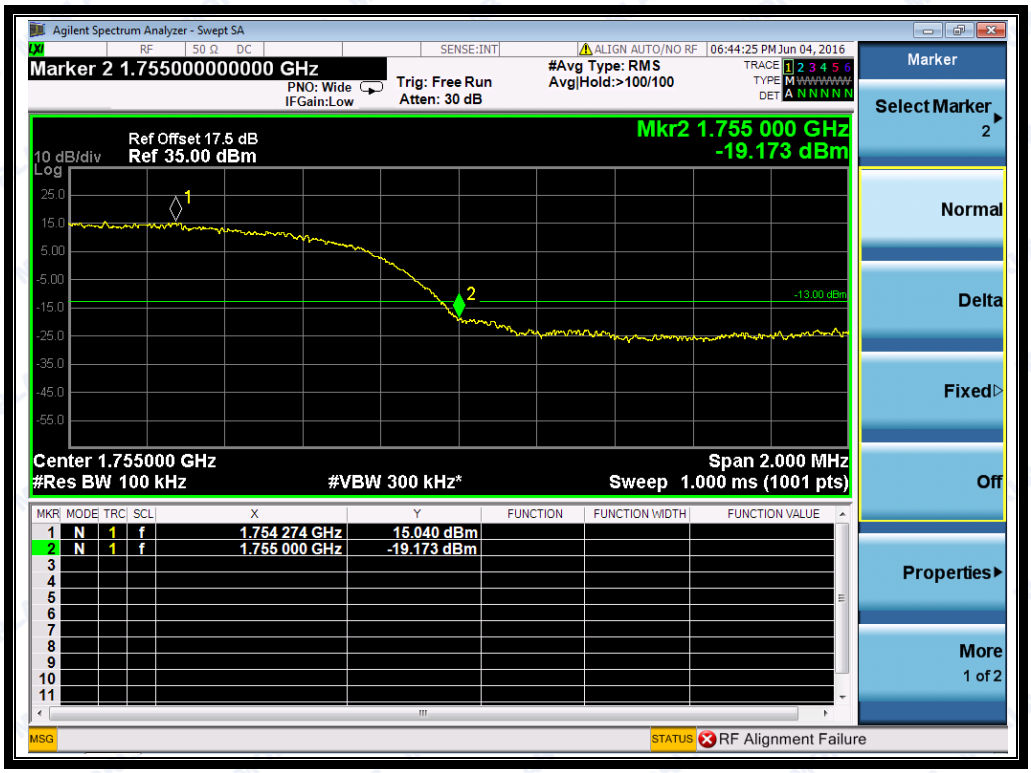

(Plot F2: WCDMA 1700 Channel = 1513)

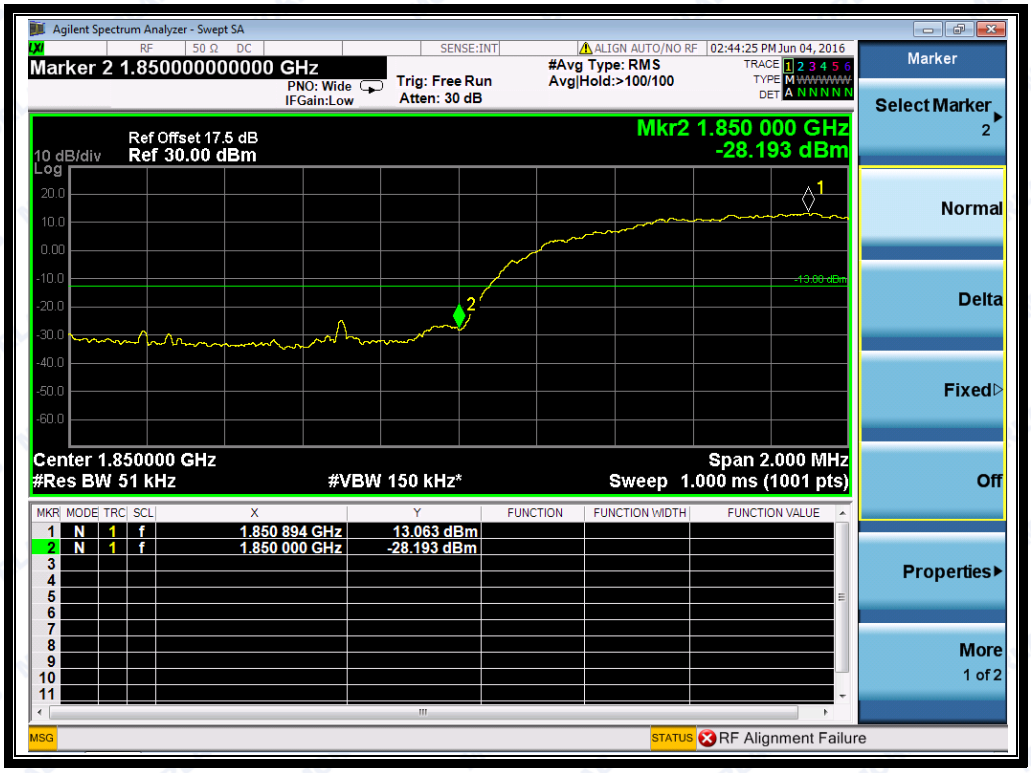

(Plot G1: WCDMA 1900 Channel = 9262)

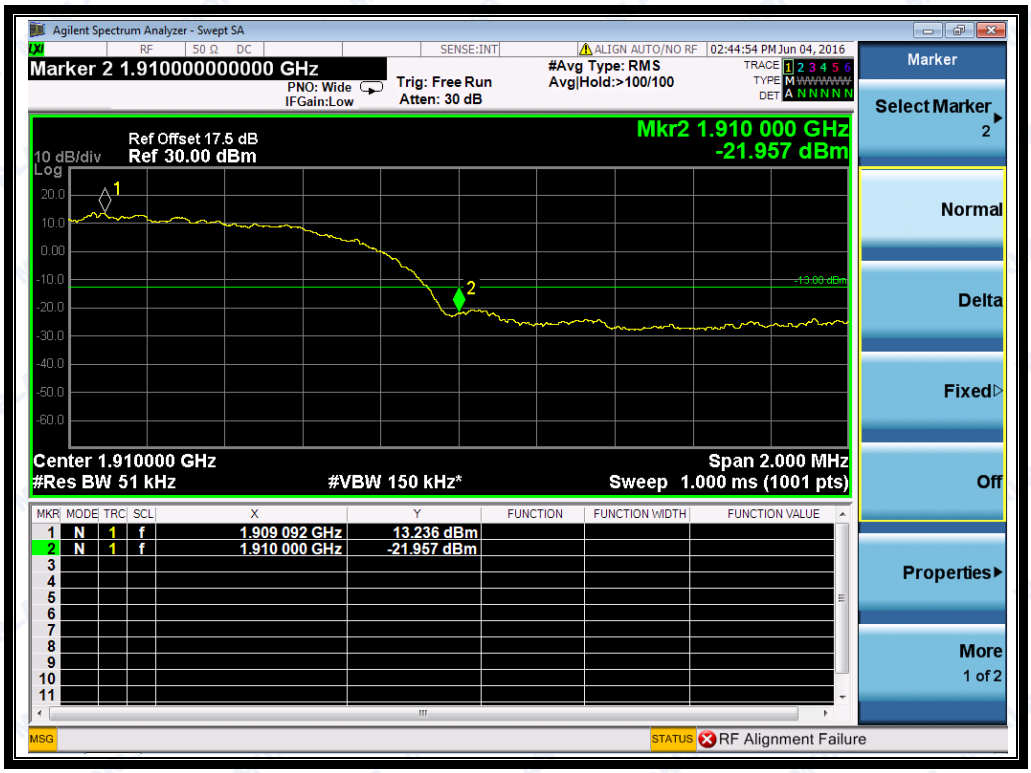

(Plot G2: WCDMA 1900 Channel = 9538)

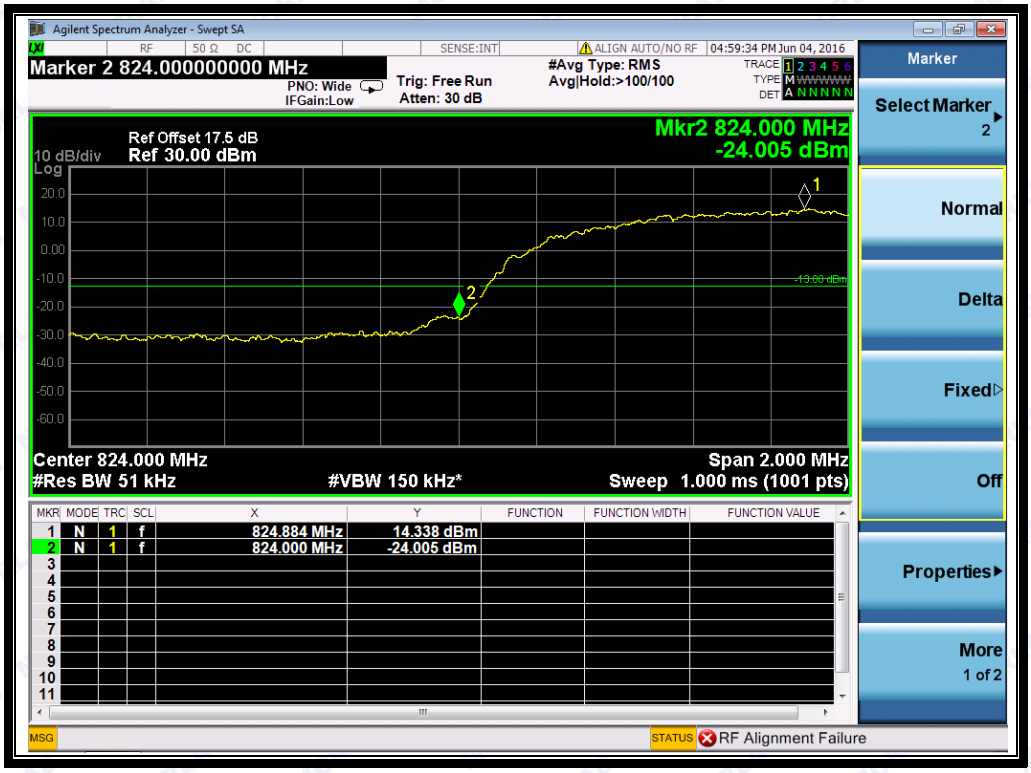

(Plot H1: HSDPA 850 Channel = 4132)

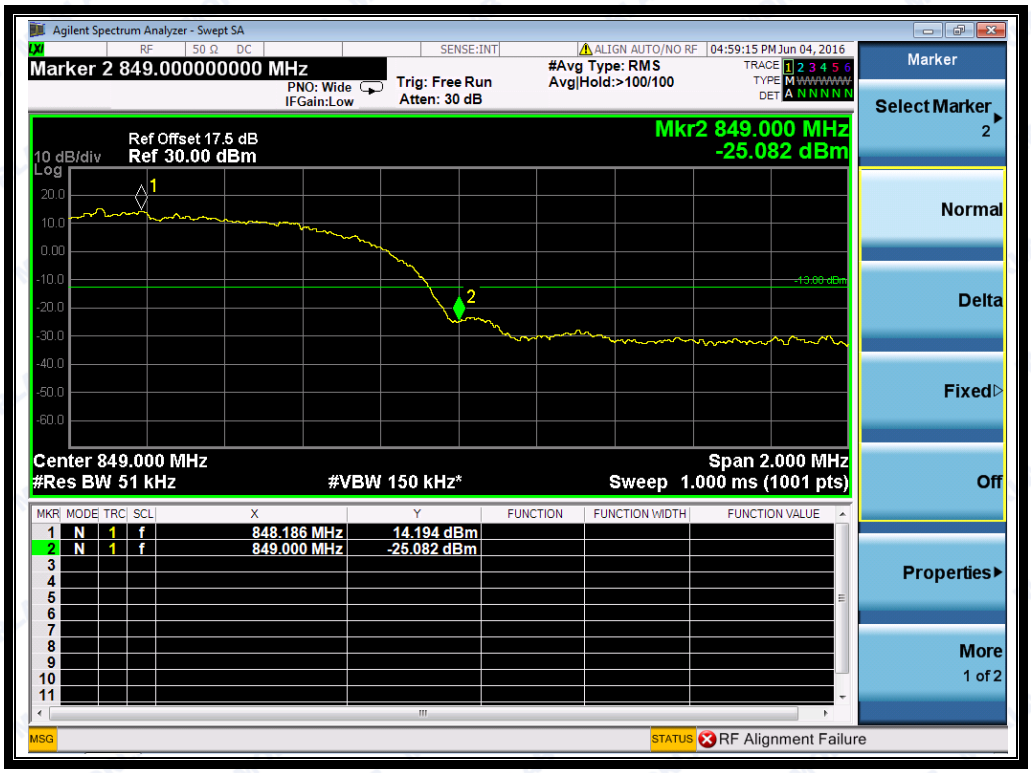

(Plot H2: HSDPA 850 Channel = 4233)

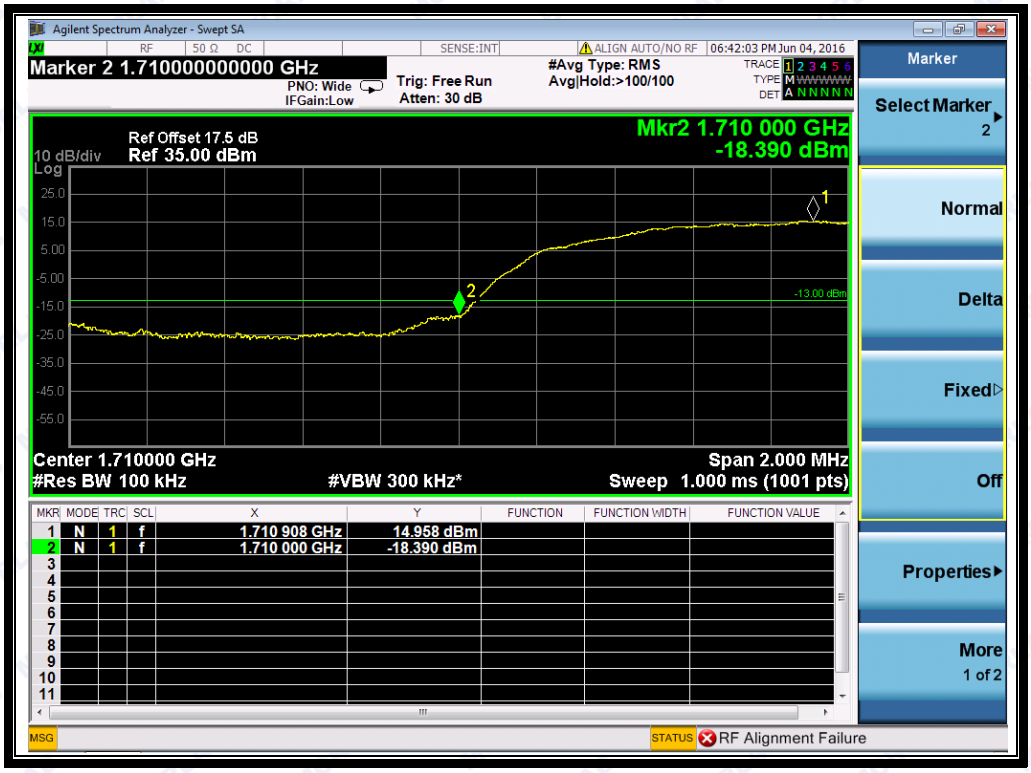

(Plot I1: HSDPA 1700 Channel = 1312)

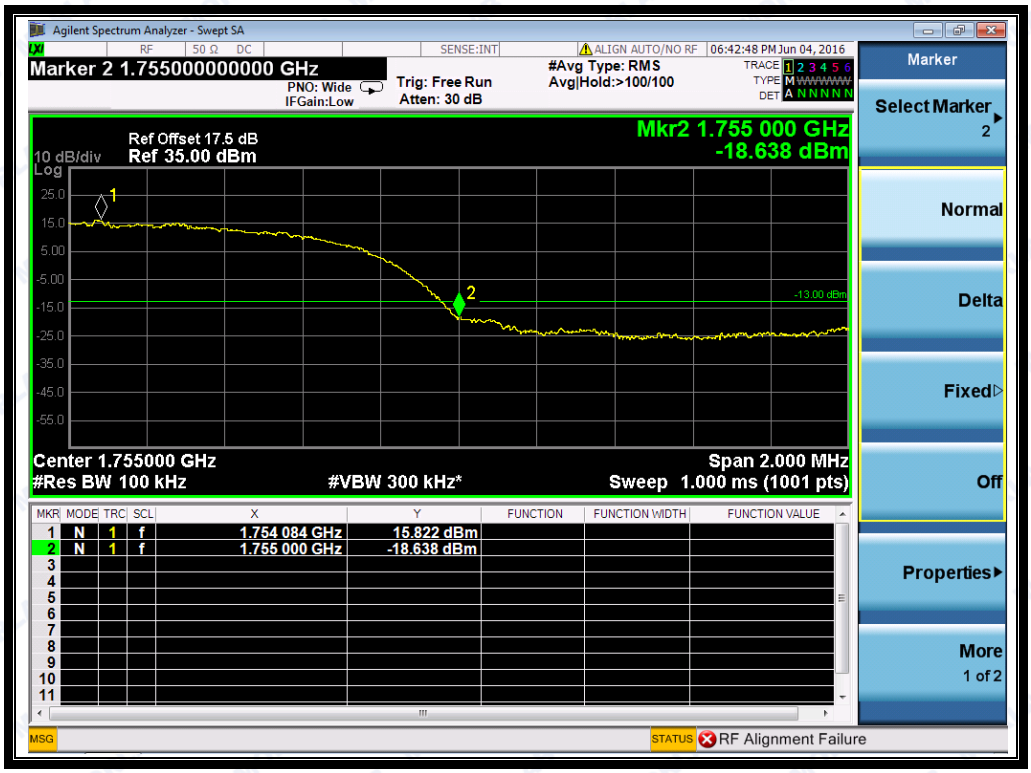

(Plot I2: HSDPA 1700 Channel = 1513)

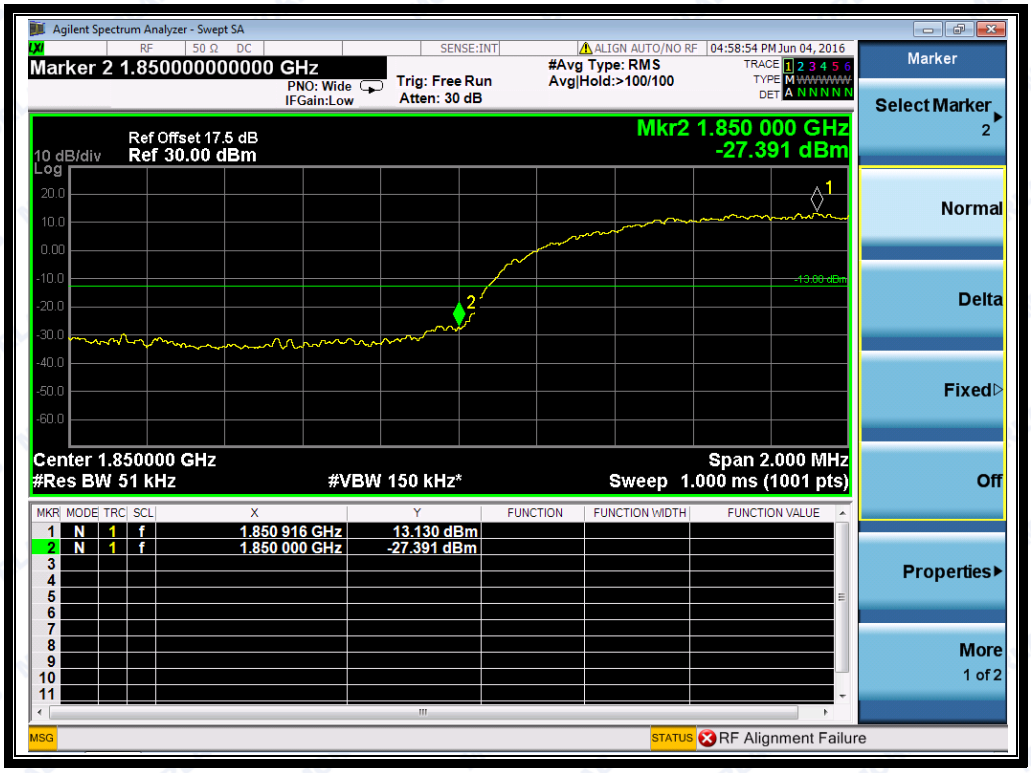

(Plot J1: HSDPA 1900 Channel = 9262)

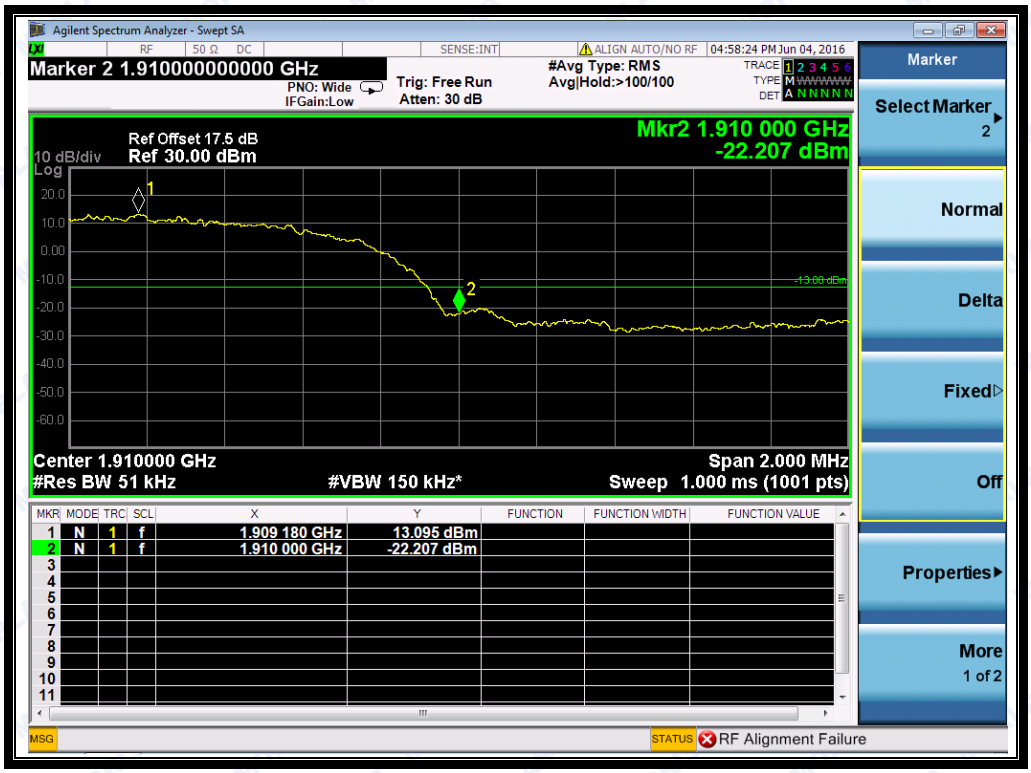

(Plot J2: HSDPA 1900 Channel = 9538)

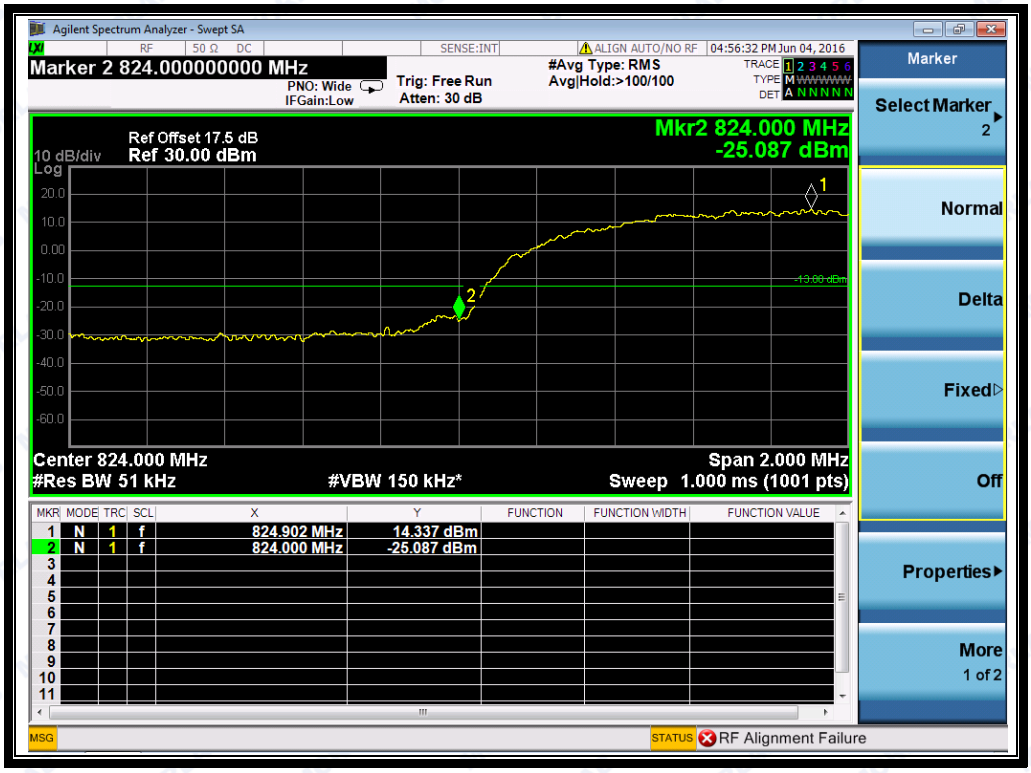

(Plot K1: HSUPA 850 Channel = 4132)

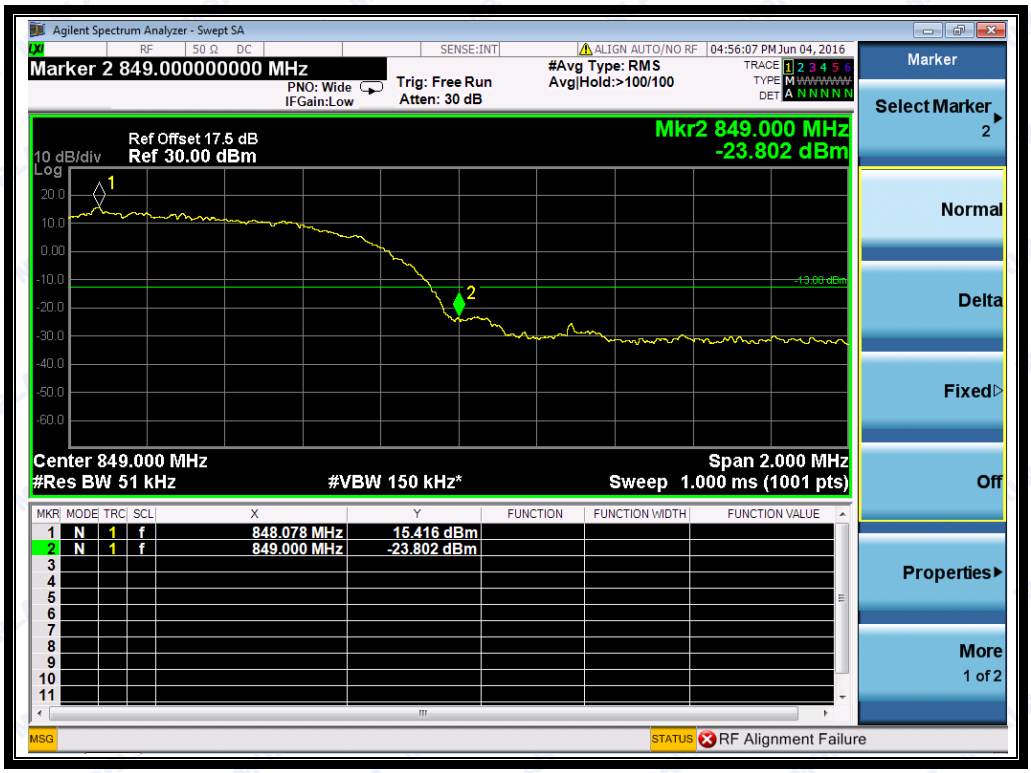

(Plot K2: HSUPA 850 Channel = 4233)

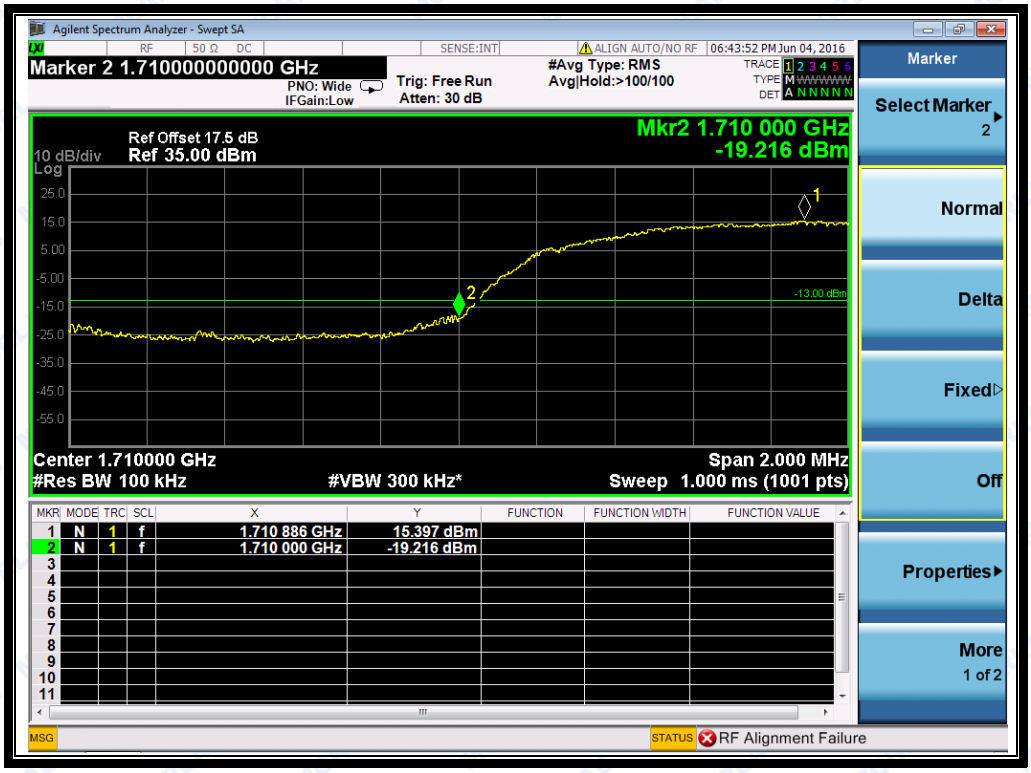

(Plot L1: HSUPA 1700 Channel = 1312)

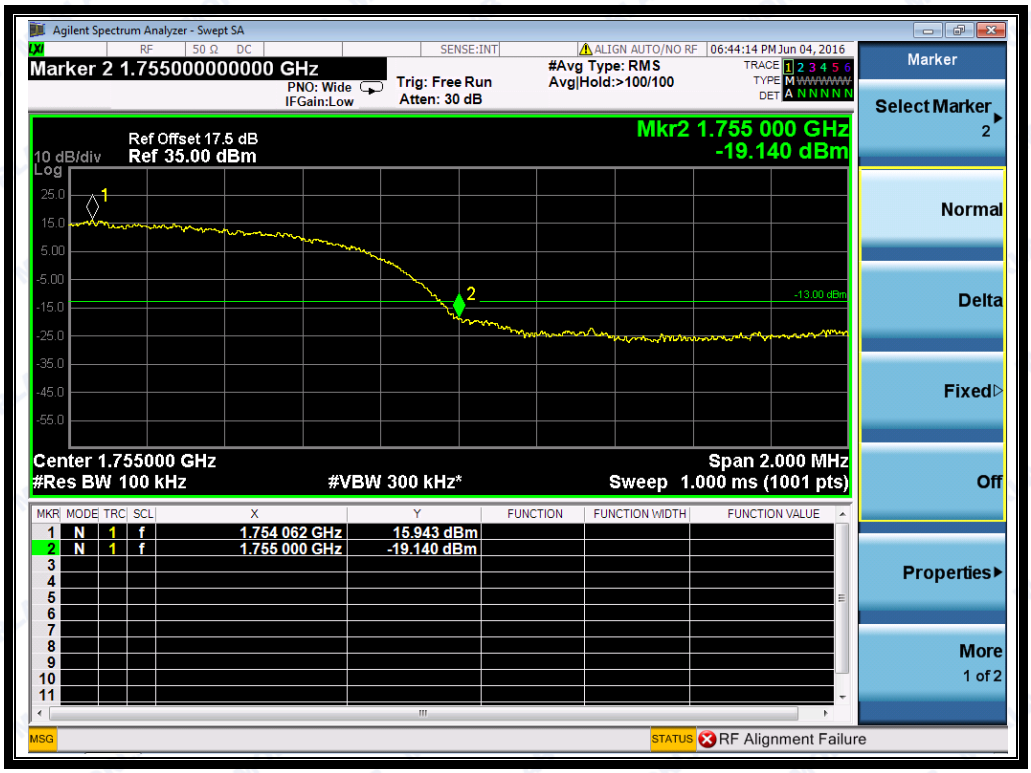

(Plot L2: HSUPA 1700 Channel = 1513)

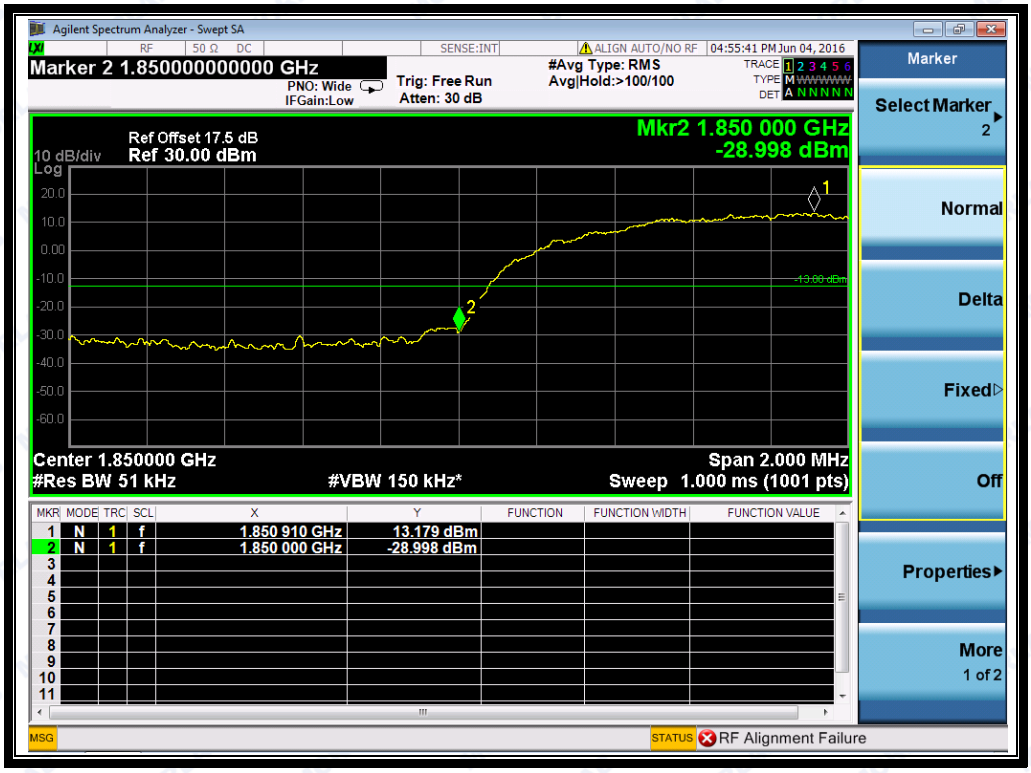

(Plot M1: HSUPA 1900 Channel = 9262)

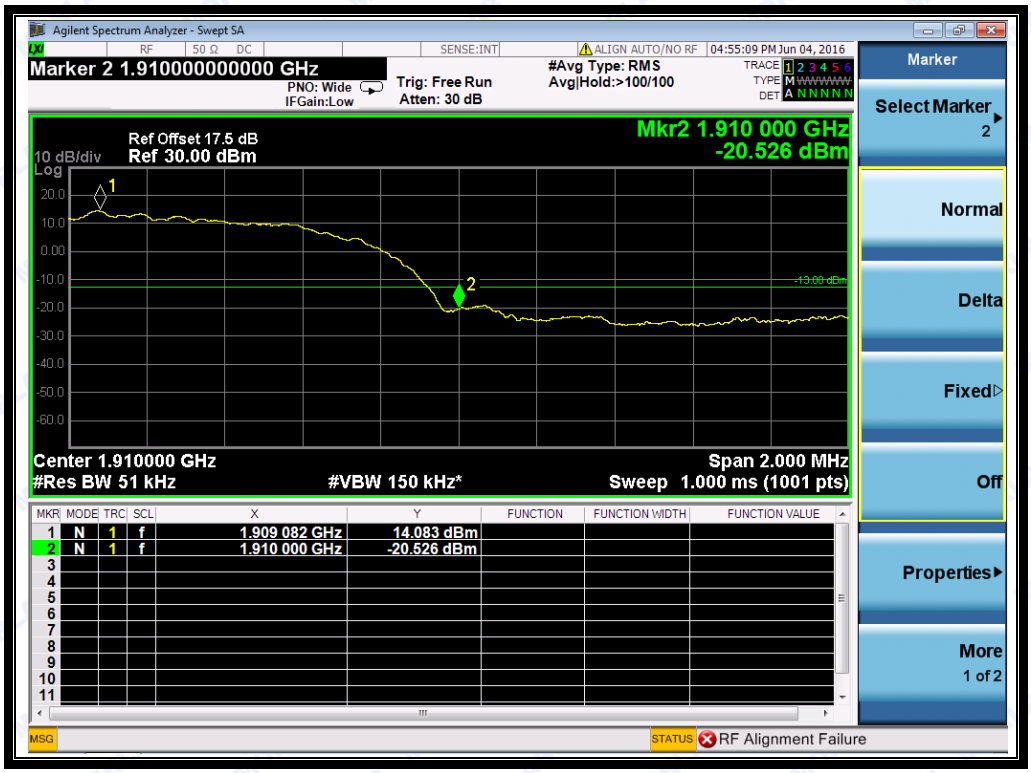

(Plot M2: HSUPA 1900 Channel = 9538)

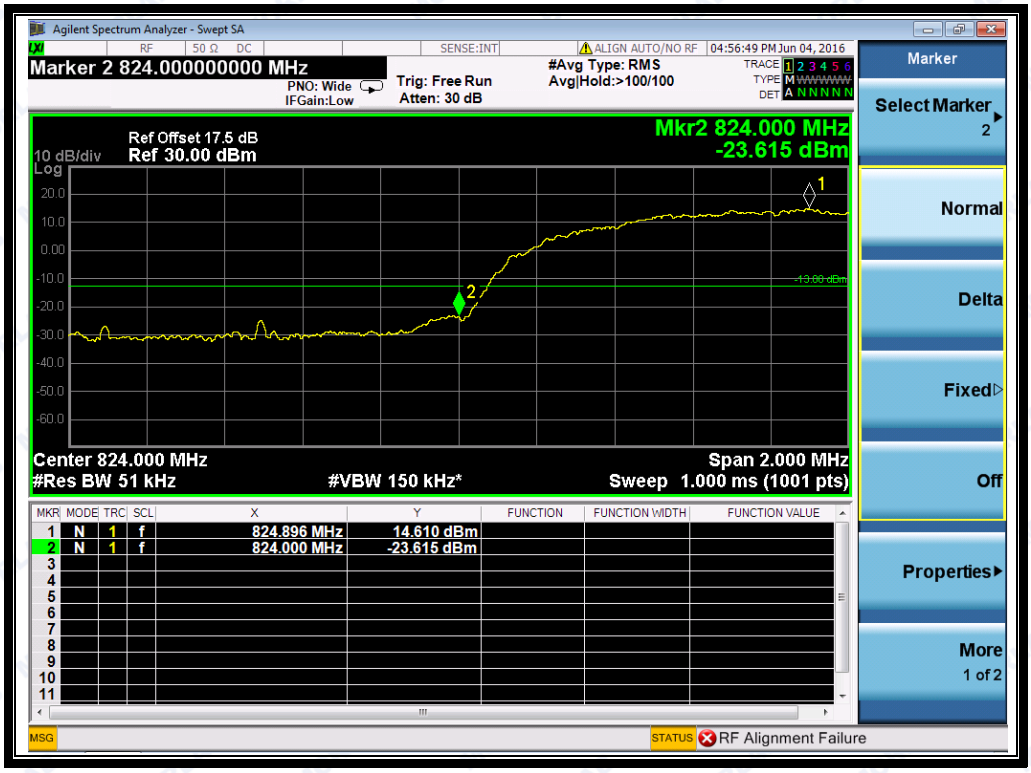

(Plot N1: HSPA+ 850 Channel = 4132)

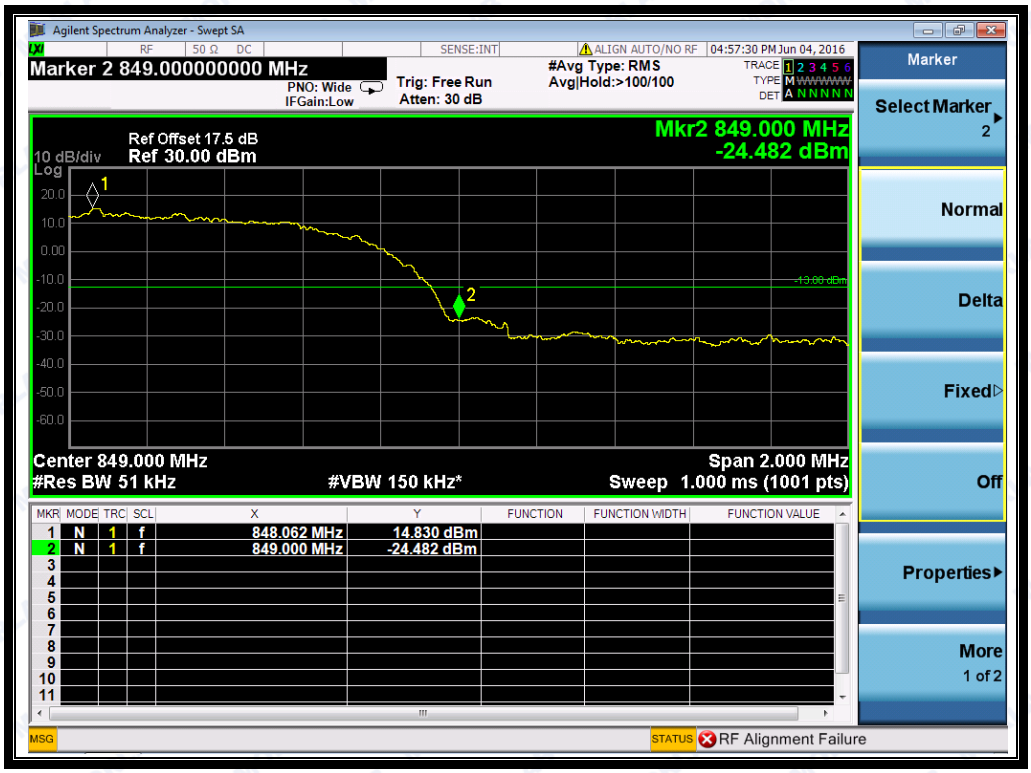

(Plot N2: HSPA+ 850 Channel = 4233)

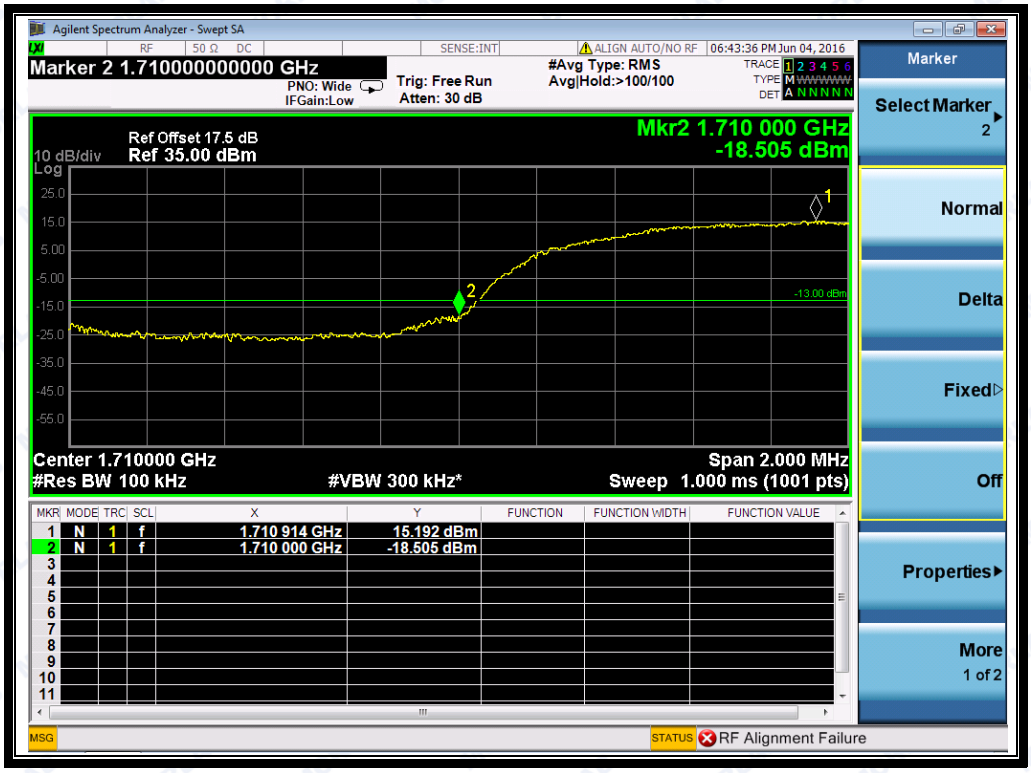

(Plot O1: HSPA+ 1700 Channel = 1312)

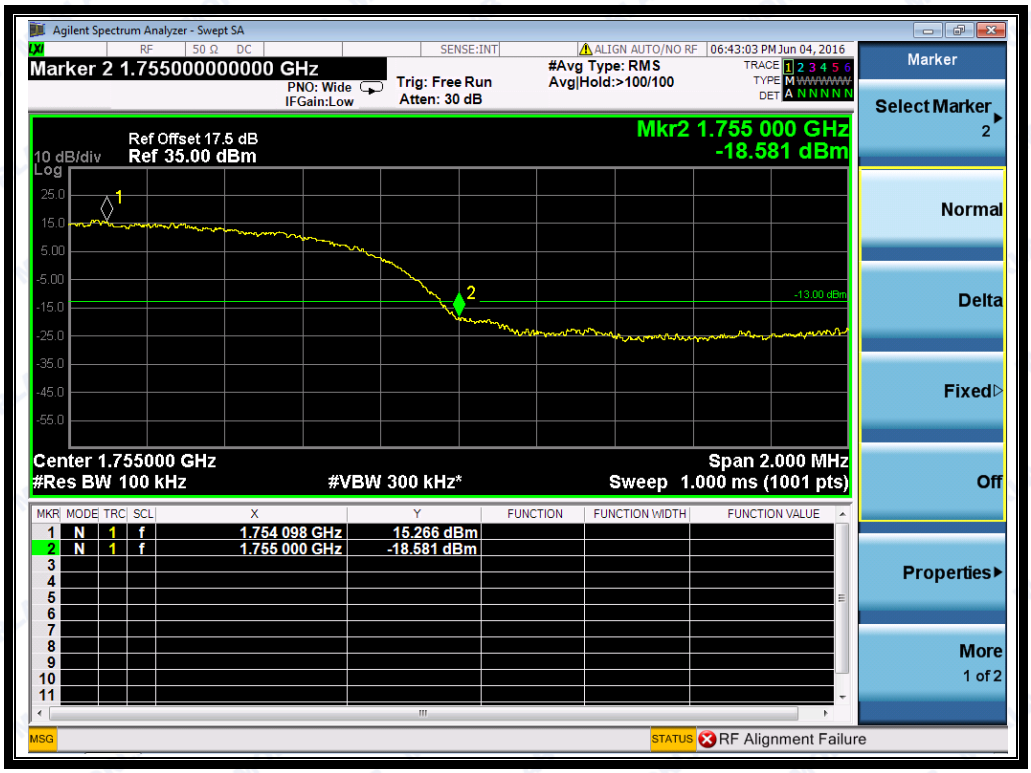

(Plot O2: HSPA+ 1700 Channel = 1513)

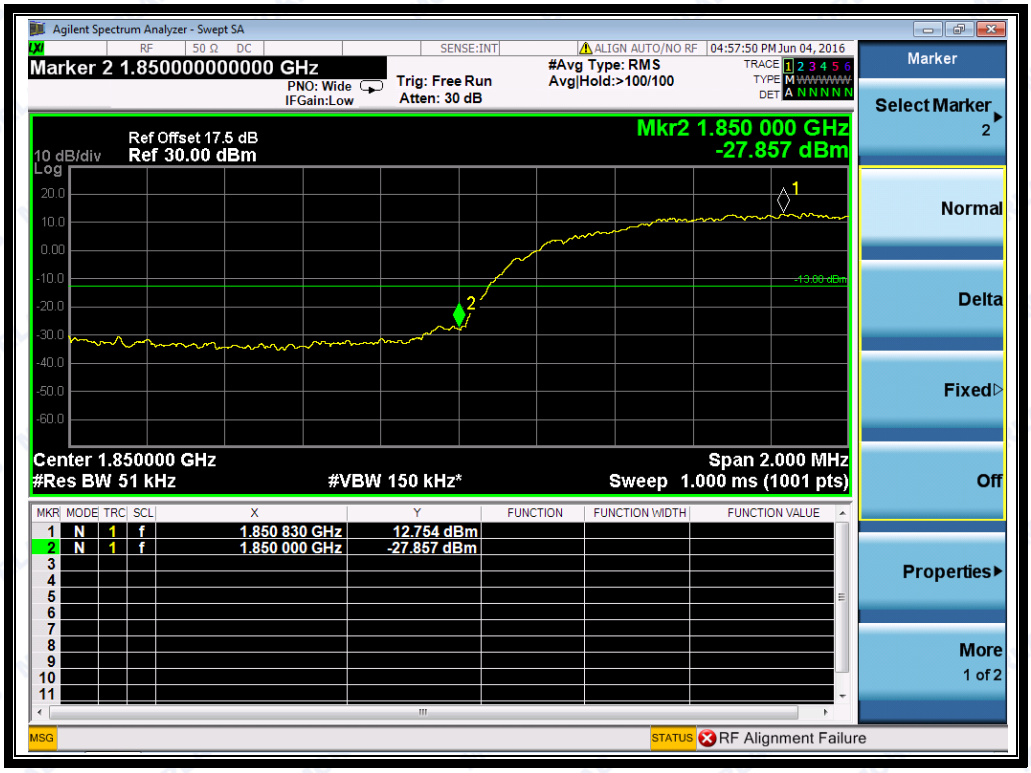

(Plot P1: HSPA+ 1900 Channel = 9262)

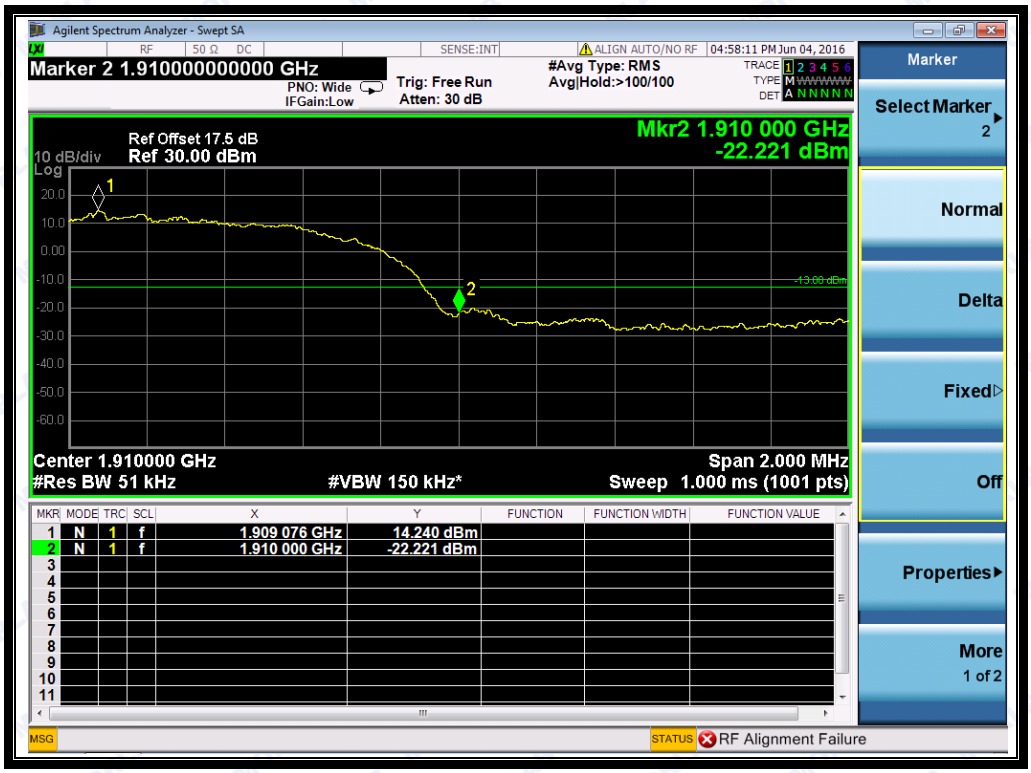

(Plot P2: HSPA+ 1900 Channel = 9538)

2.7 Transmitter Radiated Power (EIRP/ERP)

2.7.1 Requirement

According to FCC section 22.913, the Effective Radiated Power (ERP) of mobile transmitters and auxiliary test transmitters must not exceed 7Watts, and FCC section 24.232, the broadband PCS mobile station is limited to 2 Watts e.i.r.p. peak power.

2.7.2 Test Description

Test Setup:

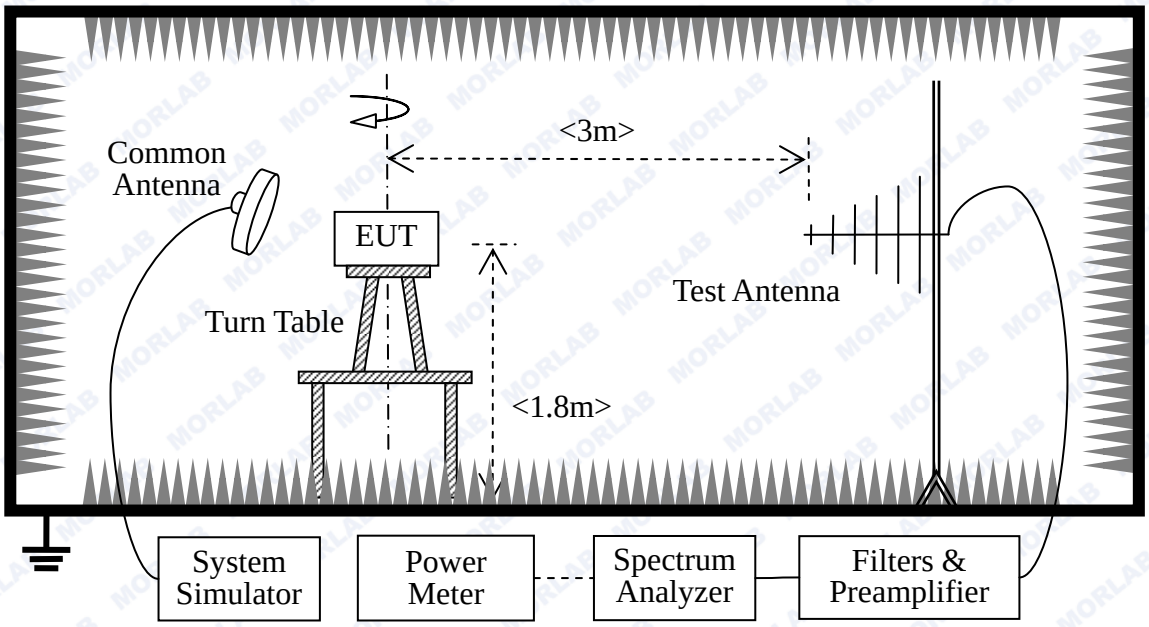

The EUT, which is powered by the Battery charged with the AC Adapter, is located in a 3m Full-Anechoic Chamber; the cable loss, air loss and so on of the site as factors are pre-calibrated using the "Substitution" method, and calculated to correct the reading.

A call is established between the EUT and the SS via a Common Antenna. The EUT is commanded by the SS to operate at the maximum and minimum output power (i.e. GSM850MHz band Power Control Level (PCL) = 5/19 and Power Class = 4, GSM1900MHz band Power Control Level (PCL) = 0/15 and Power Class = 1), and only the test result of the maximum output power was recorded.

- GSM Maximum RF output power: GSM 850 33.03dBm, GSM 1900 29.35dBm. WCDMA 850 24.77 dBm, WCDMA 1900 24.44 dBm .Please refer to section 2.1.3 of this report.

- Step size (dB): 3dB

- Minimum RF power: GSM 850 2.6dBm, GSM 1900 1.1dBm, WCDMA 850 0.50dBm, WCDMA 1900 0.61dBm.

The Test Antenna is a Bi-Log one (used for 30MHz to 1GHz) or a Horn one (used for above 3GHz), and it's located at the same height as the EUT. The Filters consists of Notch Filters and High Pass Filter.

Equipments List:

Description	Manufacturer	Model	Serial No.	Cal. Date	Cal. Due
System Simulator	Agilent	E5515C	GB43130131	2016.03.02	2017.03.01
Spectrum Analyzer	Agilent	E7405A	US44210471	2016.03.02	2017.03.01
Full-Anechoic Chamber	Albatross	9m*6m*6m	(n.a.)	2016.03.02	2017.03.01
Test Antenna - Bi-Log	Schwarzbeck	VULB 9163	9163-274	2016.03.02	2017.03.01
Test Antenna - Horn	Schwarzbeck	BBHA 9120C	9120C-384	2016.03.02	2017.03.01
Substitution Antenna	Schwarzbeck	BBHA 9120C	9120C-384	2016.03.02	2017.03.01
Pre-AMPs	lucix	S10M100L3802	S020180L3203	2016.03.02	2017.03.01
Notch Filter	COM-MW	ZBSF-C836.5-25-X	NA	2016.03.02	2017.03.01
Notch Filter	COM-MW	ZBSF-C1747.5-75-X2	NA	2016.03.02	2017.03.01
Notch Filter	COM-MW	ZBSF-C1880-60-X2	NA	2016.03.02	2017.03.01

2.7.3 Test Result

The Turn Table is actuated to turn from 0° to 360°, and both horizontal and vertical polarizations of the Test Antenna are used to find the maximum radiated power. The lowest, middle and highest channels are tested.

The substitution corrections are obtained as described below:

$A_{SUBST} = P_{SUBST_TX} - P_{SUBST_RX} - L_{SUBST_CABLES} + G_{SUBST_TX_ANT}$

$A_{TOT} = L_{CABLES} + A_{SUBST}$

Where A_{SUBST} is the final substitution correction including receive antenna gain.

P_{SUBST_TX} is signal generator level,

P_{SUBST_RX} is receiver level,

L_{SUBST_CABLES} is cable losses including TX cable,

$G_{SUBST_TX_ANT}$ is substitution antenna gain.

A_{TOT} is total correction factor including cable loss and substitution correction

During the test, the data of A_{TOT} was added in the Test Spectrum Analyze, so Spectrum Analyze reading is the final values which contain the data of A_{TOT}.

WCDMA Model Test Verdict:

Band	Channel	Frequency (MHz)	Measured ERP			Limit		Verdict
			dBm	W	Refer to Plot	dBm	W	
WCDMA 850MHz	4132	826.4	27.65	0.582	Plot G	38.5	7	PASS
	4175	835.0	27.50	0.562				PASS
	4233	846.6	28.02	0.634				PASS
HSDPA 850MHz	4132	826.4	28.65	0.733	Plot H	38.5	7	PASS
	4175	835.0	28.92	0.780				PASS
	4233	846.6	28.10	0.646				PASS
HSUPA 850MHz	4132	826.4	28.35	0.684	Plot I	38.5	7	PASS
	4175	835.0	28.10	0.646				PASS
	4233	846.6	28.68	0.738				PASS
HSPA+ 850MHz	4132	826.4	28.66	0.735	Plot J	38.5	7	PASS
	4175	835.0	28.66	0.735				PASS
	4233	846.6	28.12	0.649				PASS

Band	Channel	Frequency (MHz)	Measured EIRP			Limit		Verdict
			dBm	W	Refer to Plot	dBm	W	
WCDMA 1900MHz	9262	1852.4	27.11	0.514	Plot K	33	2	PASS
	9400	1880.0	27.51	0.564				PASS
	9538	1907.6	27.56	0.570				PASS
HSDPA 1900MHz	9262	1852.4	27.97	0.627	Plot L	33	2	PASS
	9400	1880.0	27.35	0.543				PASS
	9538	1907.6	27.01	0.502				PASS
HSUPA 1900MHz	9262	1852.4	27.44	0.555	Plot M	33	2	PASS
	9400	1880.0	27.48	0.560				PASS
	9538	1907.6	27.21	0.526				PASS
HSPA+ 1900MHz	9262	1852.4	26.64	0.461	Plot N	33	2	PASS
	9400	1880.0	26.65	0.462				PASS
	9538	1907.6	26.86	0.485				PASS

Band	Channel	Frequency (MHz)	Measured EIRP			Limit		Verdict
			dBm	W	Refer to Plot	dBm	W	
WCDMA 1700MHz	1312	1712.4	26.91	0.491	Plot O	30	1	PASS
	1412	1732.4	26.29	0.426				PASS
	1513	1752.6	26.61	0.458				PASS
HSDPA 1700MHz	1312	1712.4	27.02	0.504	Plot P	30	1	PASS
	1412	1732.4	27.12	0.515				PASS
	1513	1752.6	26.46	0.443				PASS
HSUPA 1700MHz	1312	1712.4	26.81	0.480	Plot Q	30	1	PASS
	1412	1732.4	26.76	0.474				PASS
	1513	1752.6	27.45	0.556				PASS
HSPA+ 1700MHz	1312	1712.4	26.28	0.425	Plot R	30	1	PASS
	1412	1732.4	26.89	0.489				PASS
	1513	1752.6	26.90	0.490				PASS

2.8 Radiated Out of Band Emissions

2.8.1 Requirement

According to FCC section 22.917(a) and section 24.238(a) the power of any emission outside of the authorized operating frequency ranges must be attenuated below the transmitting power (P) by a factor of at least 43+10*log(P)dB. This calculated to be -13dBm.

The spurious emission with frequency band 1900 according to FCC section 2.1057.

2.8.2 Test Description

See section 2.7.2 of this report.

Equipment List:

Description	Manufacturer	Model	Serial No.	Cal.Date	Cal.Due
System Simulator	Agilent	E5515C	GB43130131	2016.03.02	2017.03.01
Spectrum Analyzer	Agilent	E7405A	US44210471	2016.03.02	2017.03.01
Full-Anechoic Chamber	Albatross	9m*6m*6m	(n.a.)	2016.03.02	2017.03.01
Test Antenna - Bi-Log	Schwarzbeck	VULB 9163	9163-274	2016.03.02	2017.03.01
Test Antenna - Horn	Schwarzbeck	BBHA 9120C	9120C-384	2016.03.02	2017.03.01
Substitution Antenna	Schwarzbeck	BBHA 9120C	9120C-384	2016.03.02	2017.03.01
Pre-AMPs	lucix	S10M100L3802	S020180L3203	2016.03.02	2017.03.01
Notch Filter	COM-MW	ZBSF-C836.5-25-X	NA	2016.03.02	2017.03.01
Notch Filter	COM-MW	ZBSF-C1747.5-75-X2	NA	2016.03.02	2017.03.01
Notch Filter	COM-MW	ZBSF-C1880-60-X2	NA	2016.03.02	2017.03.01

Note: when doing measurements above 1GHz, the EUT has been within the 3dB cone width of the horn antenna during horizontal antenna.

2.8.3 Test Result

The measurement frequency range is from 30MHz to the 10th harmonic of the fundamental frequency. The Turn Table is actuated to turn from 0° to 360°, and both horizontal and vertical polarizations of the Test Antenna are used to find the maximum radiated power. The lowest, middle and highest channels are tested to verify the out of band emissions.

1. Test Verdict:

Band	Channel	Frequency (MHz)	Measured Max. Spurious Emission (dBm)		Refer to Plot	Limit (dBm)	Verdict
			Test Antenna Horizontal	Test Antenna Vertical			
WCDMA 850MHz	4132	826.4	< -25	< -25	Plot E1/E2	-13	PASS
	4175	835.0	< -25	< -25	Plot E3/E4		PASS
	4233	846.6	< -25	< -25	Plot E5/E6		PASS
WCDMA 1700MHz	1312	1712.4	< -25	< -25	Plot F1/F2	-13	PASS
	1412	1732.4	< -25	< -25	Plot F3/F4		PASS
	1513	1752.6	< -25	< -25	Plot F5/F6		PASS
WCDMA 1900MHz	9262	1852.4	< -25	< -25	Plot G1/G2	-13	PASS
	9400	1880.0	< -25	< -25	Plot G3/G4		PASS
	9538	1907.6	< -25	< -25	Plot G5/G6		PASS
HSDPA 850MHz	4132	826.4	< -25	< -25	Plot H1/H2	-13	PASS
	4175	835.0	< -25	< -25	Plot H3/H4		PASS
	4233	846.6	< -25	< -25	Plot H5/H6		PASS
HSDPA 1700MHz	1312	1712.4	< -25	< -25	Plot I1/I2	-13	PASS
	1412	1732.4	< -25	< -25	Plot I3/I4		PASS
	1513	1752.6	< -25	< -25	Plot I5/I6		PASS
HSDPA 1900MHz	9262	1852.4	< -25	< -25	Plot J1/J2	-13	PASS
	9400	1880.0	< -25	< -25	Plot J3/J4		PASS
	9538	1907.6	< -25	< -25	Plot J5/J6		PASS
HSUPA 850MHz	4132	826.4	< -25	< -25	Plot K1/K2	-13	PASS
	4175	835.0	< -25	< -25	Plot K3/K4		PASS
	4233	846.6	< -25	< -25	Plot K5/K6		PASS
HSUPA 1700MHz	1312	1712.4	< -25	< -25	Plot L1/L2	-13	PASS
	1412	1732.4	< -25	< -25	Plot L3/L4		PASS
	1513	1752.6	< -25	< -25	Plot L5/L6		PASS
HSUPA 1900MHz	9262	1852.4	< -25	< -25	Plot M1/M2	-13	PASS
	9400	1880.0	< -25	< -25	Plot M3/M4		PASS
	9538	1907.6	< -25	< -25	Plot M5/M6		PASS
HSPA+ 850MHz	4132	826.4	< -25	< -25	Plot N1/N2	-13	PASS
	4175	835.0	< -25	< -25	Plot N3/N4		PASS
	4233	846.6	< -25	< -25	Plot N5/N6		PASS
HSPA+ 1700MHz	1312	1712.4	< -25	< -25	Plot O1/O2	-13	PASS
	1412	1732.4	< -25	< -25	Plot O3/O4		PASS
	1513	1752.6	< -25	< -25	Plot O5/O6		PASS

Band	Channel	Frequency (MHz)	Measured Max. Spurious Emission (dBm)		Refer to Plot	Limit (dBm)	Verdict
			Test Antenna Horizontal	Test Antenna Vertical			
HSPA+ 1900MHz	9262	1852.4	< -25	< -25	Plot P1/P2	-13	PASS
	9400	1880.0	< -25	< -25	Plot P3/P4		PASS
	9538	1907.6	< -25	< -25	Plot P5/P6		PASS

2. Test Plots for the Whole Measurement Frequency Range:

Note1: the power of the EUT transmitting frequency should be ignored.

Note2: All Spurious Emission tests were performed in X, Y, Z axis direction. And only the worst axis test condition was recorded in this test report.

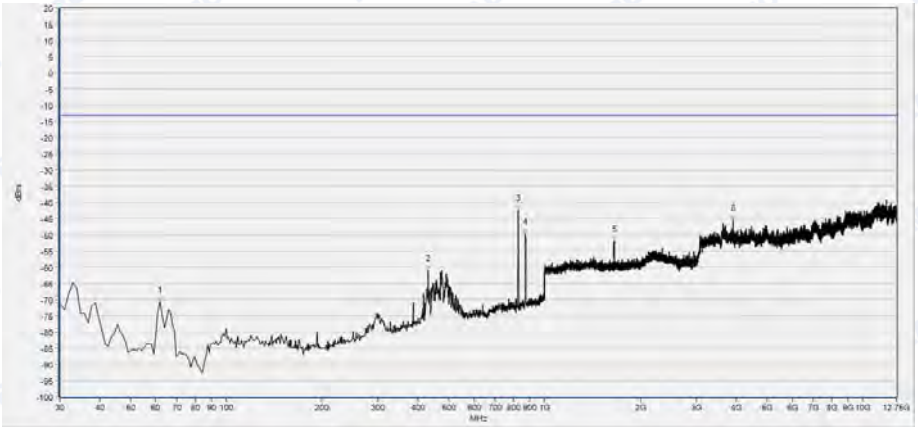

Num	Freq(MHz)	PK	limit PK	Antenna	Verdict
1	62.010	-70.83	-13.00	Horizontal	PASS
2	431.580	-61.01	-13.00	Horizontal	PASS
3	827.340	-42.32	-13.00	Horizontal	PASS
4	870.020	-49.76	-13.00	Horizontal	PASS
5	1654.342	-51.85	-13.00	Horizontal	PASS
6	3910.511	-45.50	-13.00	Horizontal	PASS

(Plot E1: WCDMA 850MHz Channel = 4132, Test Antenna Horizontal)

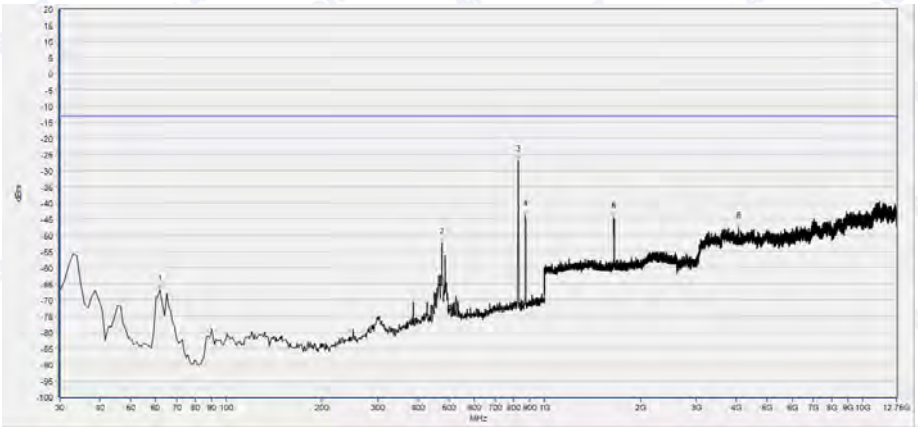

Num	Freq(MHz)	PK	limit PK	Antenna	Verdict
1	62.010	-66.90	-13.00	Vertical	PASS
2	476.200	-52.40	-13.00	Vertical	PASS
3	827.340	-26.85	-13.00	Vertical	PASS
4	870.990	-43.74	-13.00	Vertical	PASS
5	1650.500	-44.53	-13.00	Vertical	PASS
6	4058.174	-47.68	-13.00	Vertical	PASS

(Plot E2: WCDMA 850MHz Channel = 4132, Test Antenna Vertical)

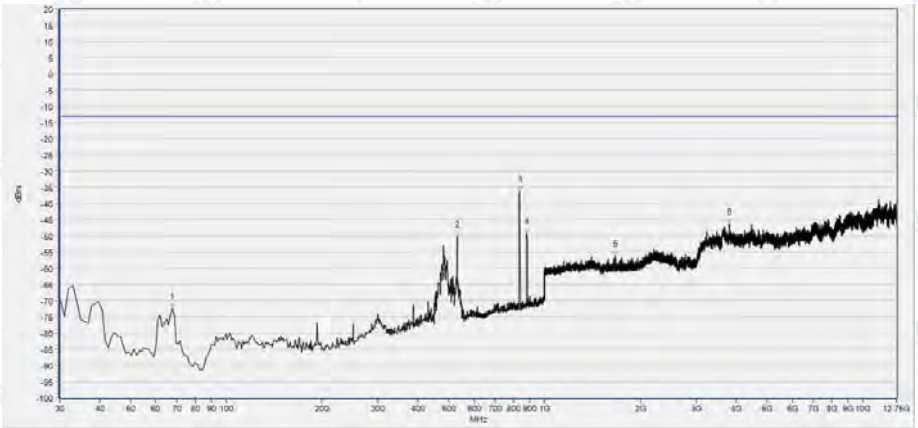

Num	Freq(MHz)	PK	limit PK	Antenna	Verdict
1	67.830	-72.46	-13.00	Horizontal	PASS
2	531.490	-50.18	-13.00	Horizontal	PASS
3	834.130	-36.18	-13.00	Horizontal	PASS
4	878.750	-49.21	-13.00	Horizontal	PASS
5	1671.629	-56.26	-13.00	Horizontal	PASS
6	3805.301	-46.51	-13.00	Horizontal	PASS

(Plot E3: WCDMA 850MHz Channel = 4175, Test Antenna Horizontal)

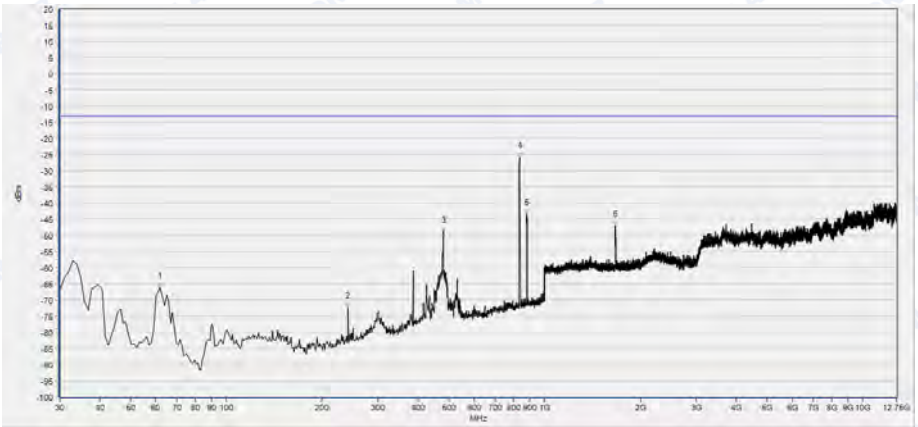

Num	Freq(MHz)	PK	limit PK	Antenna	Verdict
1	62.010	-66.30	-13.00	Vertical	PASS
2	241.460	-72.39	-13.00	Vertical	PASS
3	480.080	-49.13	-13.00	Vertical	PASS
4	835.100	-26.02	-13.00	Vertical	PASS
5	878.750	-43.56	-13.00	Vertical	PASS
6	1667.147	-47.12	-13.00	Vertical	PASS

(Plot E4: WCDMA 850MHz Channel = 4175, Test Antenna Vertical)

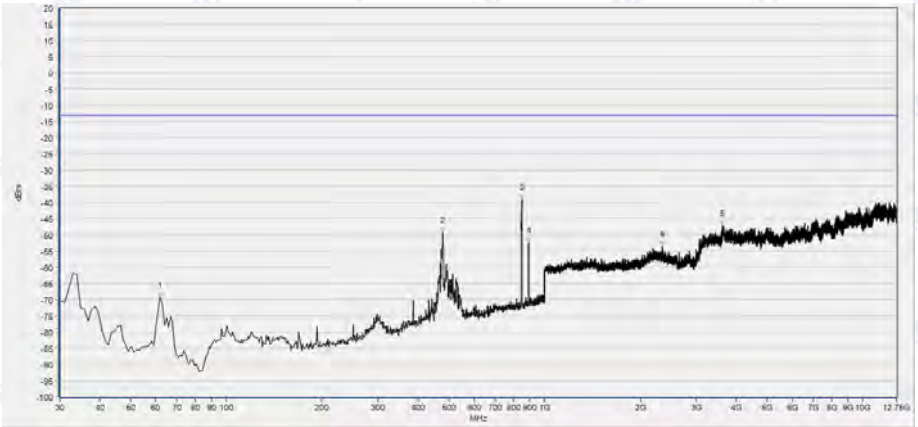

Num	Freq(MHz)	PK	limit PK	Antenna	Verdict
1	62.010	-69.26	-13.00	Horizontal	PASS
2	479.110	-49.23	-13.00	Horizontal	PASS
3	847.710	-38.95	-13.00	Horizontal	PASS
4	891.360	-52.46	-13.00	Horizontal	PASS
5	2345.178	-53.69	-13.00	Horizontal	PASS
6	3624.414	-47.23	-13.00	Horizontal	PASS

(Plot E5: WCDMA 850MHz Channel = 4233, Test Antenna Horizontal)

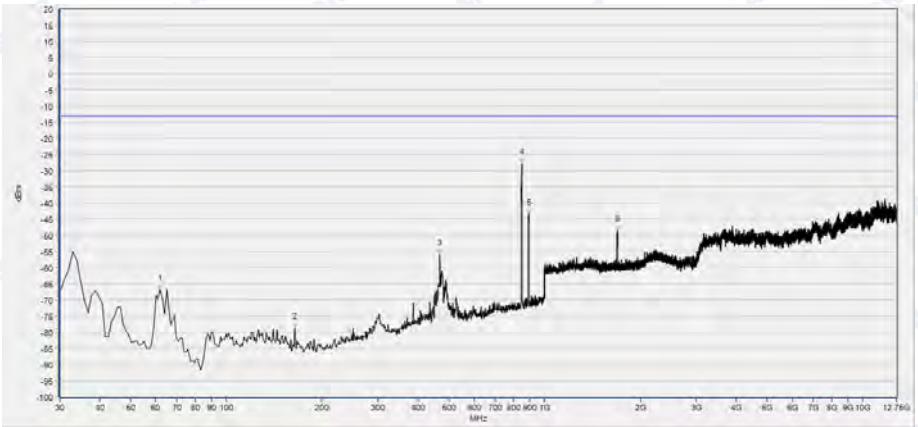

Num	Freq(MHz)	PK	limit PK	Antenna	Verdict
1	62.010	-66.94	-13.00	Vertical	PASS
2	163.860	-78.74	-13.00	Vertical	PASS
3	468.440	-55.89	-13.00	Vertical	PASS
4	847.710	-27.96	-13.00	Vertical	PASS
5	893.300	-43.67	-13.00	Vertical	PASS
6	1694.678	-48.58	-13.00	Vertical	PASS

(Plot E6: WCDMA 850MHz Channel = 4233, Test Antenna Vertical)

Num	Freq(MHz)	PK	limit PK	Antenna	Verdict
1	99.840	-79.46	-13.00	Horizontal	PASS
2	192.960	-77.33	-13.00	Horizontal	PASS
3	475.230	-57.77	-13.00	Horizontal	PASS
4	2113.405	-49.16	-13.00	Horizontal	PASS
5	3429.023	-42.91	-13.00	Horizontal	PASS
6	11209.820	-38.99	-13.00	Horizontal	PASS

(Plot F1: WCDMA 1700MHz Channel = 1312, Test Antenna Horizontal)

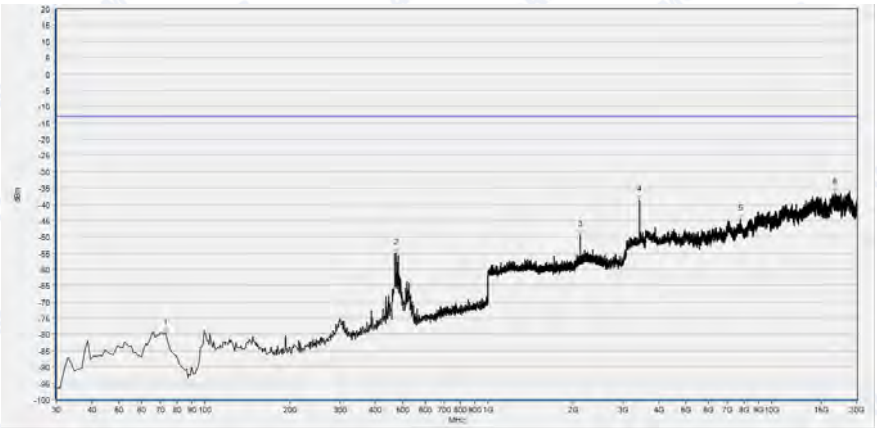

Num	Freq(MHz)	PK	limit PK	Antenna	Verdict
1	72.680	-79.64	-13.00	Vertical	PASS
2	475.230	-55.02	-13.00	Vertical	PASS
3	2112.765	-49.50	-13.00	Vertical	PASS
4	3422.695	-38.85	-13.00	Vertical	PASS
5	7776.650	-44.50	-13.00	Vertical	PASS
6	16763.011	-36.43	-13.00	Vertical	PASS

(Plot F2: WCDMA 1700MHz Channel = 1312, Test Antenna Vertical)

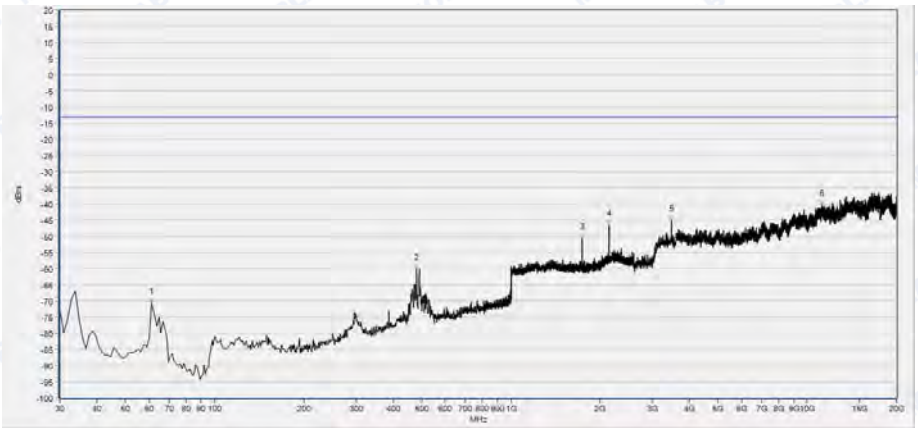

Num	Freq(MHz)	PK	limit PK	Antenna	Verdict
1	61.040	-70.71	-13.00	Horizontal	PASS
2	481.050	-60.19	-13.00	Horizontal	PASS
3	1738.215	-50.78	-13.00	Horizontal	PASS
4	2139.016	-46.66	-13.00	Horizontal	PASS
5	3479.651	-45.14	-13.00	Horizontal	PASS
6	11206.656	-40.56	-13.00	Horizontal	PASS

(Plot F3: WCDMA 1700MHz Channel = 1412, Test Antenna Horizontal)

Num	Freq(MHz)	PK	limit PK	Antenna	Verdict
1	72.680	-78.19	-13.00	Vertical	PASS
2	471.350	-61.58	-13.00	Vertical	PASS
3	1735.654	-46.04	-13.00	Vertical	PASS
4	2136.455	-42.88	-13.00	Vertical	PASS
5	3470.158	-40.56	-13.00	Vertical	PASS
6	12244.517	-39.32	-13.00	Vertical	PASS

(Plot F4: WCDMA 1700MHz Channel = 1412, Test Antenna Vertical)

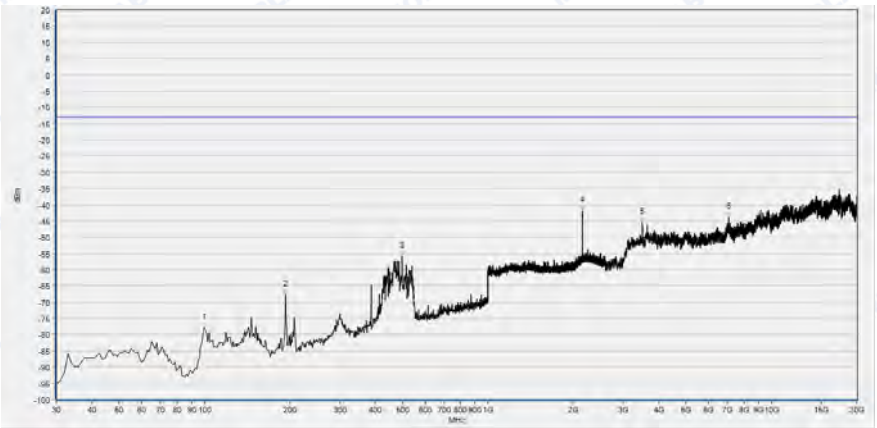

Num	Freq(MHz)	PK	limit PK	Antenna	Verdict
1	99.840	-77.91	-13.00	Horizontal	PASS
2	192.960	-67.81	-13.00	Horizontal	PASS
3	498.510	-55.88	-13.00	Horizontal	PASS
4	2153.101	-41.96	-13.00	Horizontal	PASS
5	3504.965	-45.54	-13.00	Horizontal	PASS
6	7058.374	-44.02	-13.00	Horizontal	PASS

(Plot F5: WCDMA 1700MHz Channel = 1513, Test Antenna Horizontal)

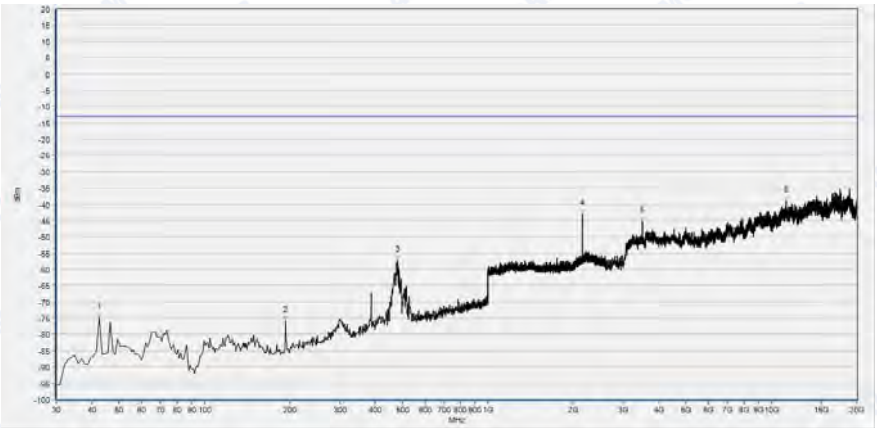

Num	Freq(MHz)	PK	limit PK	Antenna	Verdict
1	42.610	-74.81	-13.00	Vertical	PASS
2	192.960	-75.92	-13.00	Vertical	PASS
3	481.050	-57.25	-13.00	Vertical	PASS
4	2153.741	-42.93	-13.00	Vertical	PASS
5	3504.965	-45.20	-13.00	Vertical	PASS
6	11266.776	-39.05	-13.00	Vertical	PASS

(Plot F6: WCDMA 1700MHz Channel = 1513, Test Antenna Vertical)

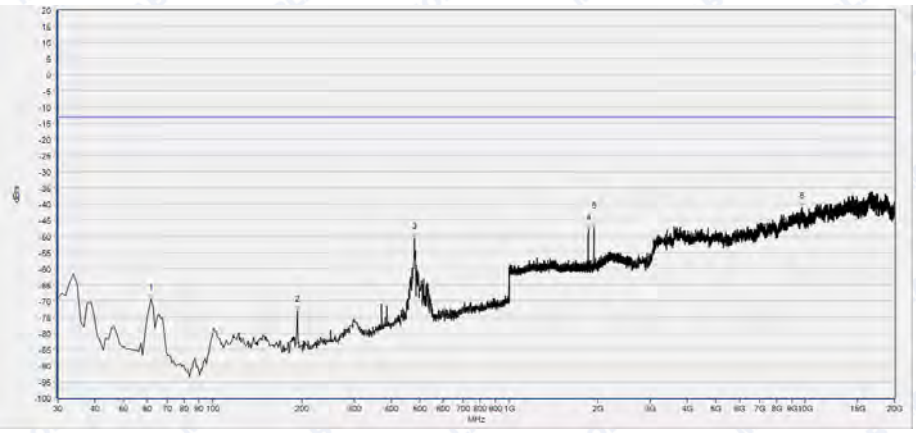

Num	Freq(MHz)	PK	limit PK	Antenna	Verdict
1	62.010	-69.42	-13.00	Horizontal	PASS
2	192.960	-73.06	-13.00	Horizontal	PASS
3	479.110	-50.41	-13.00	Horizontal	PASS
4	1852.181	-47.97	-13.00	Horizontal	PASS
5	1933.493	-47.35	-13.00	Horizontal	PASS
6	9738.462	-41.11	-13.00	Horizontal	PASS

(Plot G1: WCDMA 1900MHz Channel = 9262, Test Antenna Horizontal)

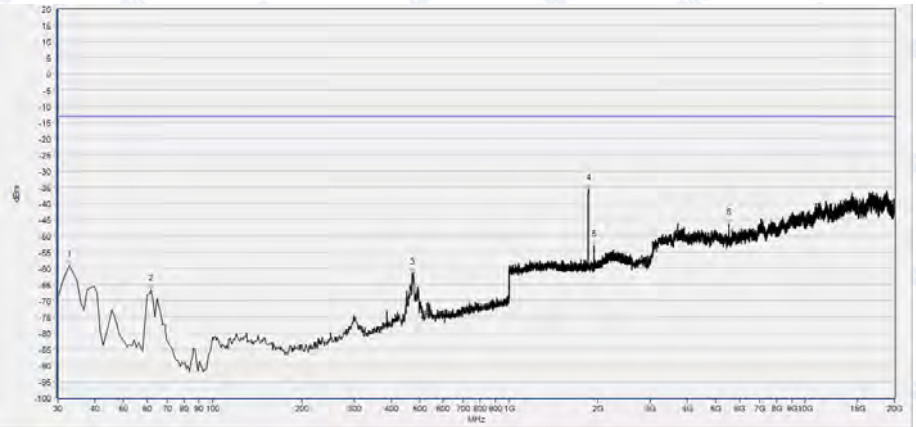

Num	Freq(MHz)	PK	limit PK	Antenna	Verdict
1	32.910	-59.39	-13.00	Vertical	PASS
2	62.010	-66.69	-13.00	Vertical	PASS
3	471.350	-61.72	-13.00	Vertical	PASS
4	1851.541	-35.61	-13.00	Vertical	PASS
5	1933.493	-53.06	-13.00	Vertical	PASS
6	5517.403	-46.54	-13.00	Vertical	PASS

(Plot G2: WCDMA 1900MHz Channel = 9262, Test Antenna Vertical)

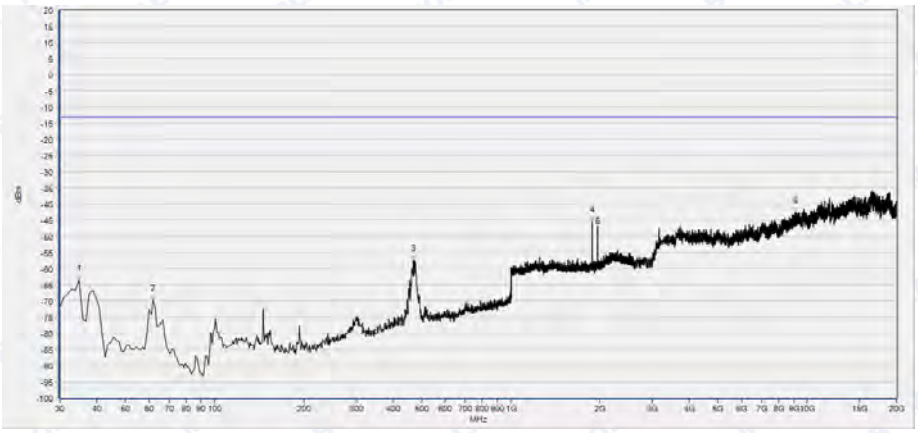

Num	Freq(MHz)	PK	limit PK	Antenna	Verdict
1	34.850	-63.65	-13.00	Horizontal	PASS
2	62.010	-69.70	-13.00	Horizontal	PASS
3	468.440	-57.27	-13.00	Horizontal	PASS
4	1879.072	-45.48	-13.00	Horizontal	PASS
5	1960.384	-46.98	-13.00	Horizontal	PASS
6	9146.754	-42.63	-13.00	Horizontal	PASS

(Plot G3: WCDMA 1900MHz Channel = 9400, Test Antenna Horizontal)

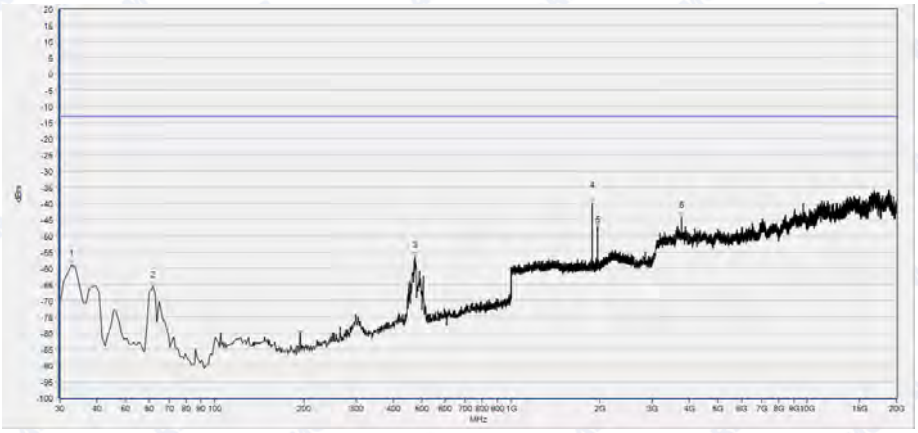

Num	Freq(MHz)	PK	limit PK	Antenna	Verdict
1	32.910	-59.06	-13.00	Vertical	PASS
2	62.010	-65.81	-13.00	Vertical	PASS
3	475.230	-56.39	-13.00	Vertical	PASS
4	1879.072	-39.96	-13.00	Vertical	PASS
5	1960.384	-47.07	-13.00	Vertical	PASS
6	3758.101	-44.32	-13.00	Vertical	PASS

(Plot G4: WCDMA 1900MHz Channel = 9400, Test Antenna Vertical)

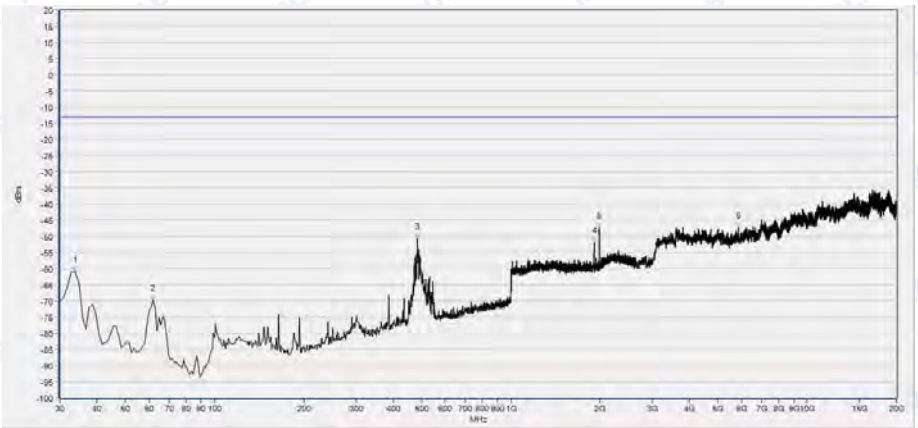

Num	Freq(MHz)	PK	limit PK	Antenna	Verdict
1	33.880	-60.84	-13.00	Horizontal	PASS
2	62.010	-69.82	-13.00	Horizontal	PASS
3	483.960	-50.68	-13.00	Horizontal	PASS
4	1908.523	-52.01	-13.00	Horizontal	PASS
5	1987.915	-47.34	-13.00	Horizontal	PASS
6	5862.302	-47.43	-13.00	Horizontal	PASS

(Plot G5: WCDMA 1900MHz Channel = 9538, Test Antenna Horizontal)

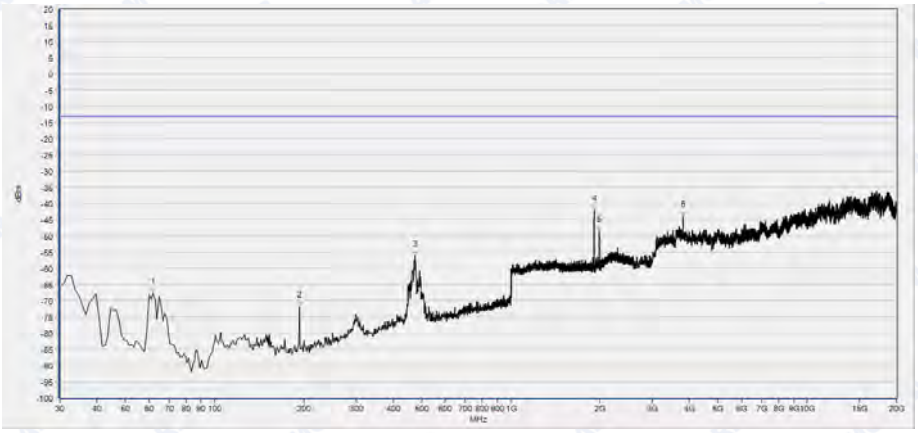

Num	Freq(MHz)	PK	limit PK	Antenna	Verdict
1	62.010	-67.65	-13.00	Vertical	PASS
2	192.960	-71.89	-13.00	Vertical	PASS
3	475.230	-56.27	-13.00	Vertical	PASS
4	1908.523	-42.07	-13.00	Vertical	PASS
5	1987.275	-48.68	-13.00	Vertical	PASS
6	3811.893	-43.95	-13.00	Vertical	PASS

(Plot G6: WCDMA 1900MHz Channel = 9538, Test Antenna Vertical)

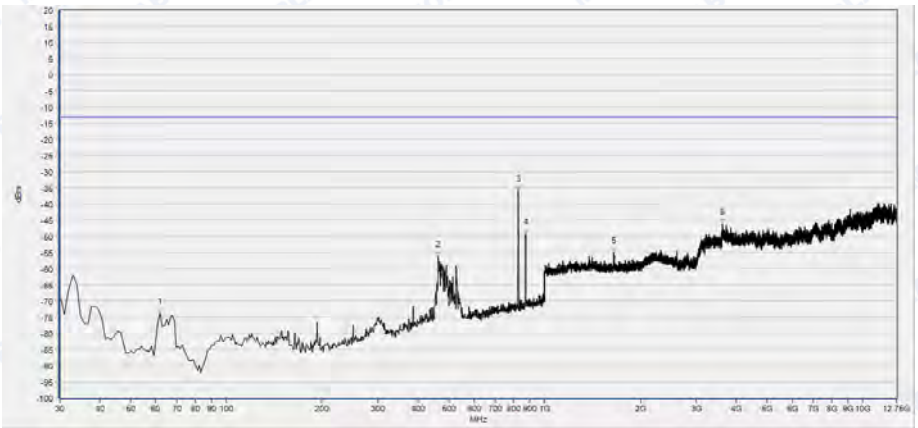

Num	Freq(MHz)	PK	limit PK	Antenna	Verdict
1	62.010	-73.84	-13.00	Horizontal	PASS
2	463.590	-56.24	-13.00	Horizontal	PASS
3	826.370	-35.94	-13.00	Horizontal	PASS
4	871.960	-49.31	-13.00	Horizontal	PASS
5	1651.140	-55.04	-13.00	Horizontal	PASS
6	3628.105	-46.22	-13.00	Horizontal	PASS

(Plot H1: HSDPA 850MHz Channel = 4132, Test Antenna Horizontal)

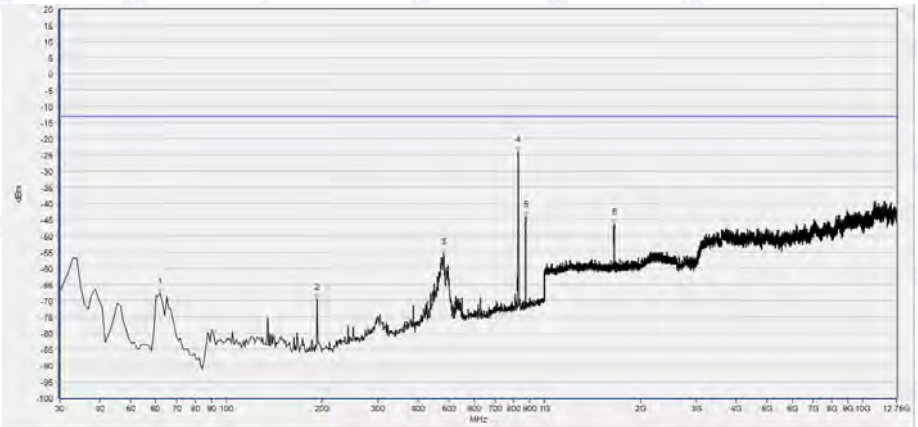

Num	Freq(MHz)	PK	limit PK	Antenna	Verdict
1	62.010	-67.65	-13.00	Vertical	PASS
2	192.960	-69.49	-13.00	Vertical	PASS
3	482.020	-55.49	-13.00	Vertical	PASS
4	827.340	-24.06	-13.00	Vertical	PASS
5	872.930	-44.00	-13.00	Vertical	PASS
6	1654.982	-46.50	-13.00	Vertical	PASS

(Plot H2: HSDPA 850MHz Channel = 4132, Test Antenna Vertical)

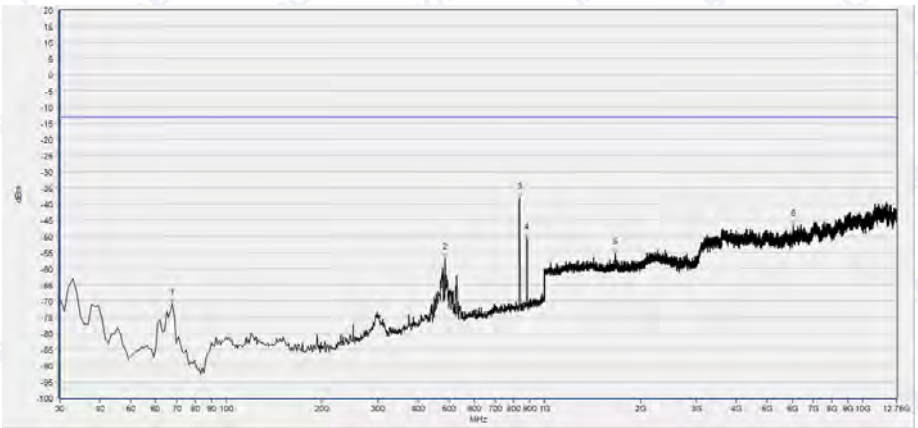

Num	Freq(MHz)	PK	limit PK	Antenna	Verdict
1	67.830	-71.00	-13.00	Horizontal	PASS
2	487.840	-56.92	-13.00	Horizontal	PASS
3	835.100	-38.34	-13.00	Horizontal	PASS
4	880.690	-50.68	-13.00	Horizontal	PASS
5	1671.629	-55.33	-13.00	Horizontal	PASS
6	6027.632	-46.56	-13.00	Horizontal	PASS

(Plot H3: HSDPA 850MHz Channel = 4175, Test Antenna Horizontal)

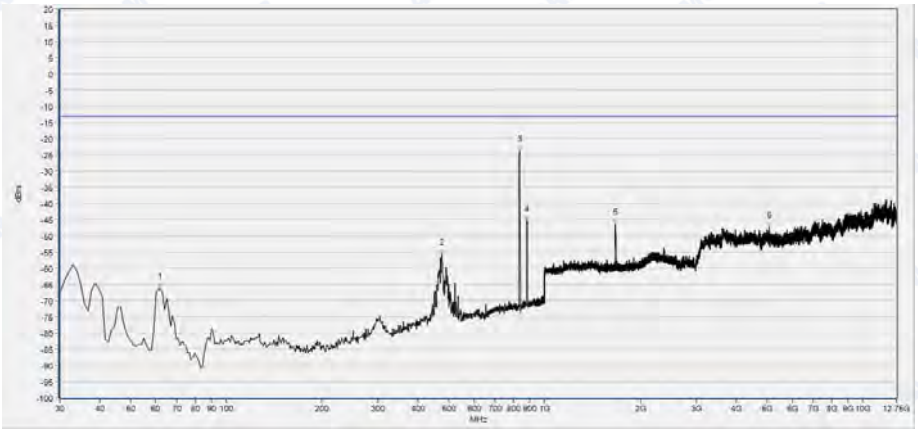

Num	Freq(MHz)	PK	limit PK	Antenna	Verdict
1	62.010	-66.30	-13.00	Vertical	PASS
2	475.230	-55.79	-13.00	Vertical	PASS
3	835.100	-23.86	-13.00	Vertical	PASS
4	878.750	-45.38	-13.00	Vertical	PASS
5	1667.787	-46.45	-13.00	Vertical	PASS
6	5086.279	-47.48	-13.00	Vertical	PASS

(Plot H4: HSDPA 850MHz Channel = 4175, Test Antenna Vertical)

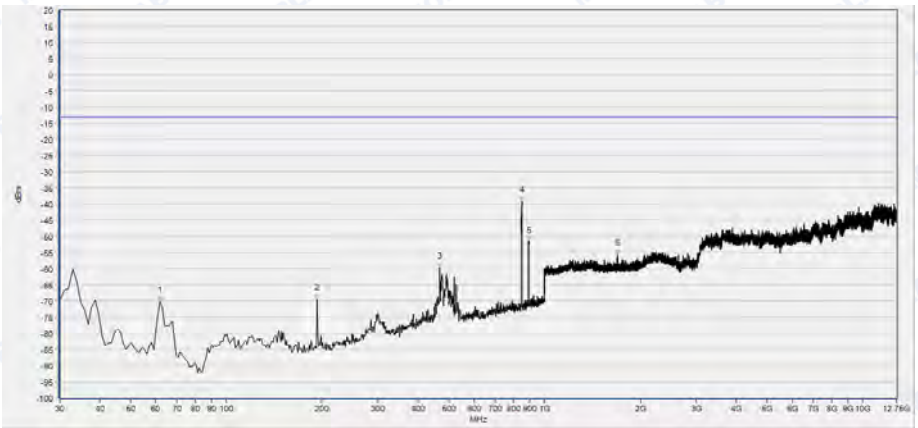

Num	Freq(MHz)	PK	limit PK	Antenna	Verdict
1	62.010	-70.21	-13.00	Horizontal	PASS
2	192.960	-69.49	-13.00	Horizontal	PASS
3	468.440	-59.71	-13.00	Horizontal	PASS
4	847.710	-39.38	-13.00	Horizontal	PASS
5	893.300	-51.32	-13.00	Horizontal	PASS
6	1691.477	-55.68	-13.00	Horizontal	PASS

(Plot H5: HSDPA 850MHz Channel = 4233, Test Antenna Horizontal)

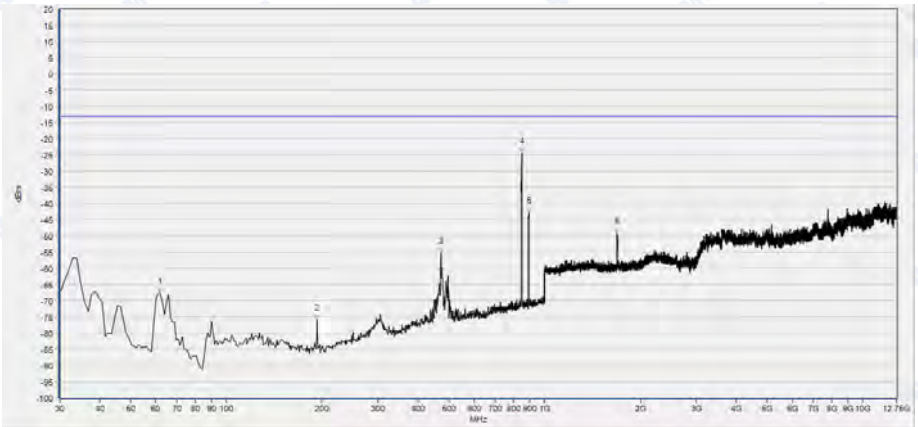

Num	Freq(MHz)	PK	limit PK	Antenna	Verdict
1	62.010	-67.59	-13.00	Vertical	PASS
2	192.960	-75.90	-13.00	Vertical	PASS
3	472.320	-55.28	-13.00	Vertical	PASS
4	847.710	-24.51	-13.00	Vertical	PASS
5	892.330	-42.88	-13.00	Vertical	PASS
6	1690.836	-49.40	-13.00	Vertical	PASS

(Plot H6: HSDPA 850MHz Channel = 4233, Test Antenna Vertical)

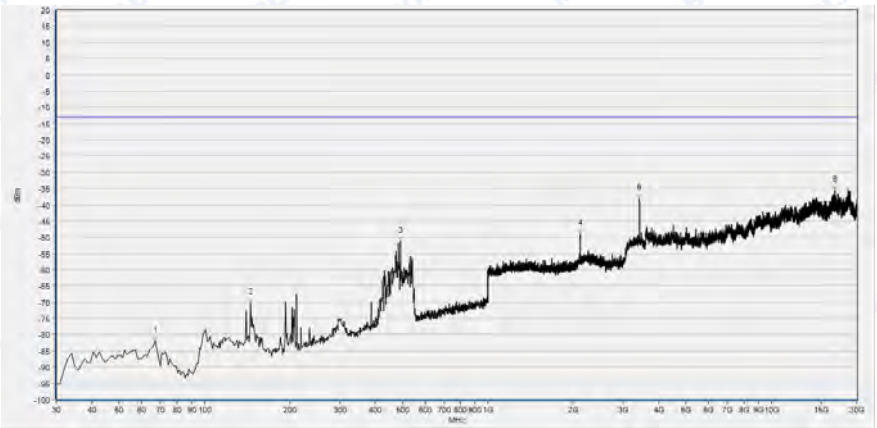

Num	Freq(MHz)	PK	limit PK	Antenna	Verdict
1	66.860	-81.88	-13.00	Horizontal	PASS
2	145.430	-70.23	-13.00	Horizontal	PASS
3	491.720	-51.20	-13.00	Horizontal	PASS
4	2114.046	-49.14	-13.00	Horizontal	PASS
5	3422.695	-38.00	-13.00	Horizontal	PASS
6	16769.340	-35.66	-13.00	Horizontal	PASS

(Plot I1: HSDPA 1700MHz Channel = 1312, Test Antenna Horizontal)

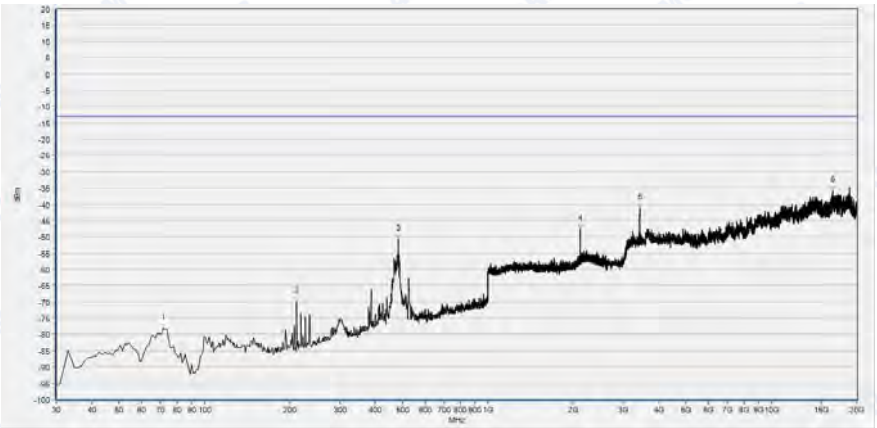

Num	Freq(MHz)	PK	limit PK	Antenna	Verdict
1	71.710	-78.06	-13.00	Vertical	PASS
2	211.390	-69.96	-13.00	Vertical	PASS
3	482.990	-50.77	-13.00	Vertical	PASS
4	2113.405	-47.76	-13.00	Vertical	PASS
5	3429.023	-41.13	-13.00	Vertical	PASS
6	16414.948	-35.77	-13.00	Vertical	PASS

(Plot I2: HSDPA 1700MHz Channel = 1312, Test Antenna Vertical)

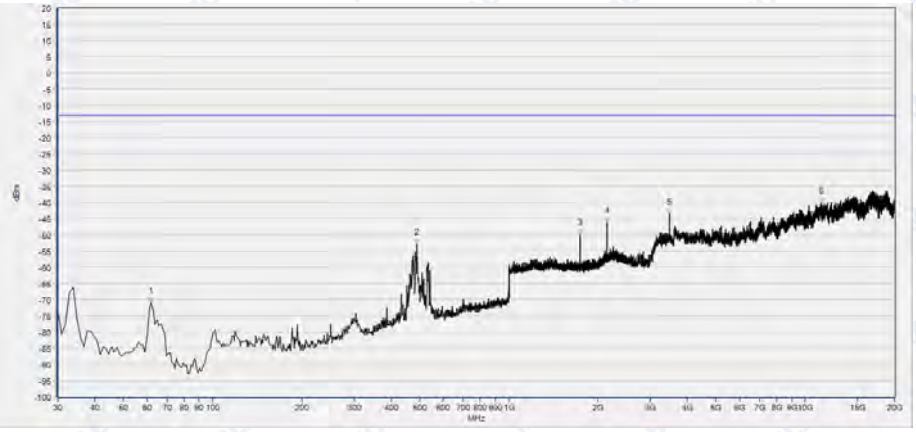

Num	Freq(MHz)	PK	limit PK	Antenna	Verdict
1	62.010	-71.04	-13.00	Horizontal	PASS
2	489.780	-52.77	-13.00	Horizontal	PASS
3	1738.856	-49.98	-13.00	Horizontal	PASS
4	2140.936	-46.30	-13.00	Horizontal	PASS
5	3482.815	-43.69	-13.00	Horizontal	PASS
6	11349.045	-40.21	-13.00	Horizontal	PASS

(Plot I3: HSDPA 1700MHz Channel = 1412, Test Antenna Horizontal)

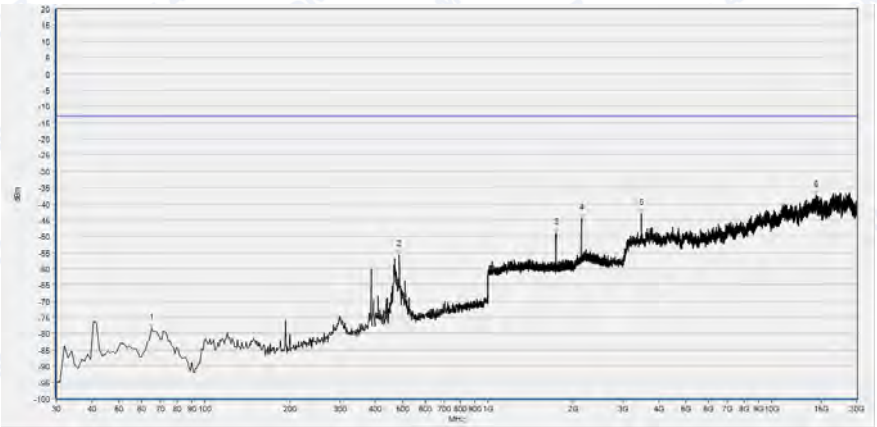

Num	Freq(MHz)	PK	limit PK	Antenna	Verdict
1	64.920	-78.39	-13.00	Vertical	PASS
2	486.870	-55.69	-13.00	Vertical	PASS
3	1736.295	-48.95	-13.00	Vertical	PASS
4	2136.455	-44.51	-13.00	Vertical	PASS
5	3470.158	-43.04	-13.00	Vertical	PASS
6	14383.524	-37.50	-13.00	Vertical	PASS

(Plot I4: HSDPA 1700MHz Channel = 1412, Test Antenna Vertical)

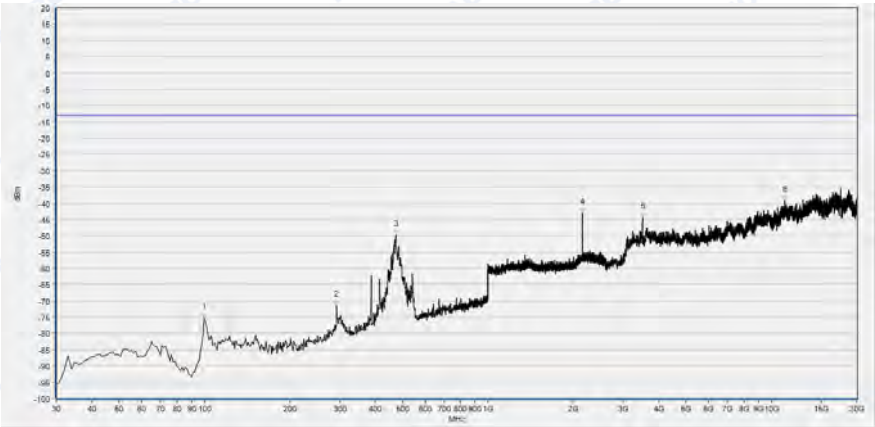

Num	Freq(MHz)	PK	limit PK	Antenna	Verdict
1	99.840	-75.08	-13.00	Horizontal	PASS
2	292.870	-71.44	-13.00	Horizontal	PASS
3	474.260	-49.80	-13.00	Horizontal	PASS
4	2153.741	-43.01	-13.00	Horizontal	PASS
5	3508.129	-44.36	-13.00	Horizontal	PASS
6	11146.536	-39.32	-13.00	Horizontal	PASS

(Plot I5: HSDPA 1700MHz Channel = 1513, Test Antenna Horizontal)

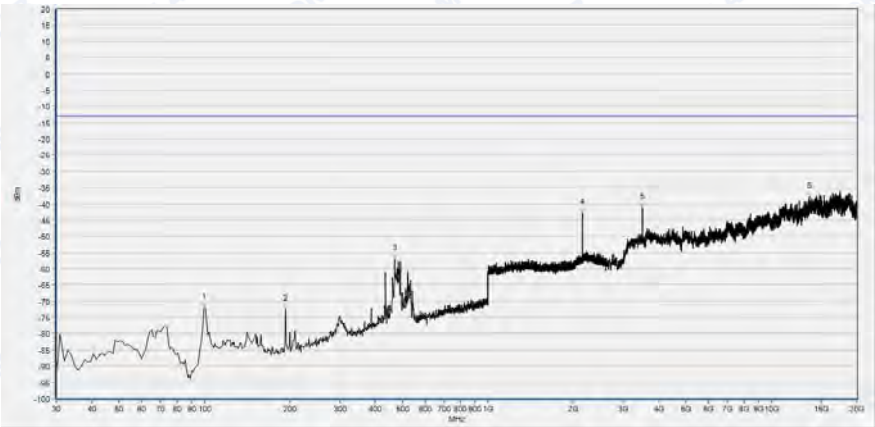

Num	Freq(MHz)	PK	limit PK	Antenna	Verdict
1	99.840	-72.05	-13.00	Vertical	PASS
2	192.960	-72.45	-13.00	Vertical	PASS
3	468.440	-57.03	-13.00	Vertical	PASS
4	2152.461	-42.90	-13.00	Vertical	PASS
5	3504.965	-41.24	-13.00	Vertical	PASS
6	13617.785	-37.98	-13.00	Vertical	PASS

(Plot I6: HSDPA 1700MHz Channel = 1513, Test Antenna Vertical)

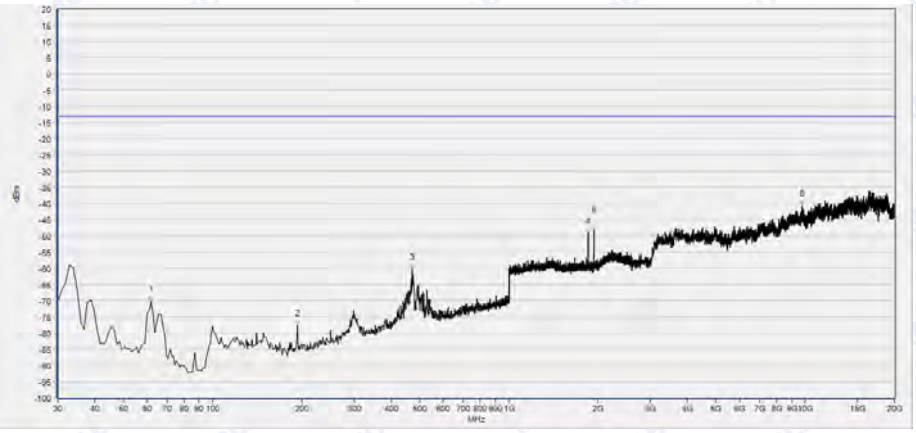

Num	Freq(MHz)	PK	limit PK	Antenna	Verdict
1	62.010	-70.18	-13.00	Horizontal	PASS
2	192.960	-77.56	-13.00	Horizontal	PASS
3	471.350	-60.22	-13.00	Horizontal	PASS
4	1850.900	-49.36	-13.00	Horizontal	PASS
5	1931.573	-48.27	-13.00	Horizontal	PASS
6	9725.805	-40.78	-13.00	Horizontal	PASS

(Plot J1: HSDPA 1900MHz Channel = 9262, Test Antenna Horizontal)

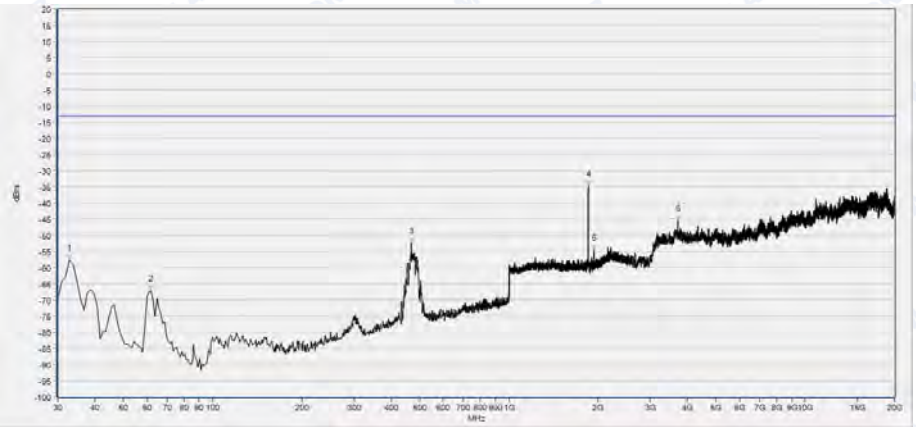

Num	Freq(MHz)	PK	limit PK	Antenna	Verdict
1	32.910	-57.71	-13.00	Vertical	PASS
2	62.010	-67.07	-13.00	Vertical	PASS
3	468.440	-52.49	-13.00	Vertical	PASS
4	1851.541	-34.81	-13.00	Vertical	PASS
5	1933.493	-54.47	-13.00	Vertical	PASS
6	3707.474	-45.43	-13.00	Vertical	PASS

(Plot J2: HSDPA 1900MHz Channel = 9262, Test Antenna Vertical)

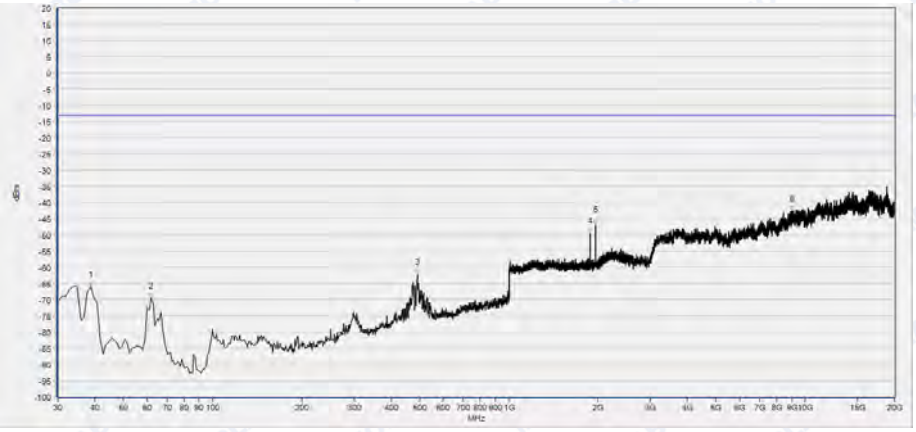

Num	Freq(MHz)	PK	limit PK	Antenna	Verdict
1	38.730	-65.98	-13.00	Horizontal	PASS
2	62.010	-69.51	-13.00	Horizontal	PASS
3	491.720	-62.20	-13.00	Horizontal	PASS
4	1879.072	-49.57	-13.00	Horizontal	PASS
5	1959.104	-46.85	-13.00	Horizontal	PASS
6	8994.872	-42.63	-13.00	Horizontal	PASS

(Plot J3: HSDPA 1900MHz Channel = 9400, Test Antenna Horizontal)

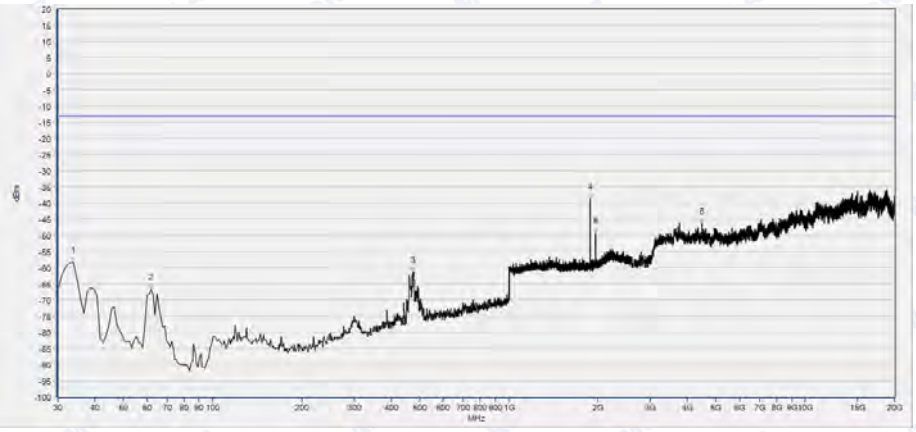

Num	Freq(MHz)	PK	limit PK	Antenna	Verdict
1	33.880	-58.29	-13.00	Vertical	PASS
2	62.010	-66.61	-13.00	Vertical	PASS
3	475.230	-61.45	-13.00	Vertical	PASS
4	1878.431	-38.86	-13.00	Vertical	PASS
5	1959.744	-49.24	-13.00	Vertical	PASS
6	4485.870	-46.48	-13.00	Vertical	PASS

(Plot J4: HSDPA 1900MHz Channel = 9400, Test Antenna Vertical)

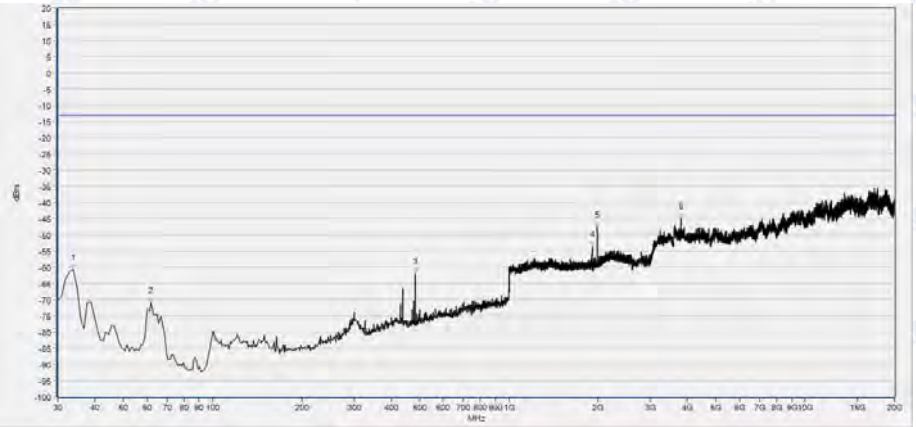

Num	Freq(MHz)	PK	limit PK	Antenna	Verdict
1	33.880	-60.81	-13.00	Horizontal	PASS
2	62.010	-70.89	-13.00	Horizontal	PASS
3	482.990	-61.99	-13.00	Horizontal	PASS
4	1908.523	-53.65	-13.00	Horizontal	PASS
5	1987.915	-47.70	-13.00	Horizontal	PASS
6	3811.893	-44.89	-13.00	Horizontal	PASS

(Plot J5: HSDPA 1900MHz Channel = 9538, Test Antenna Horizontal)

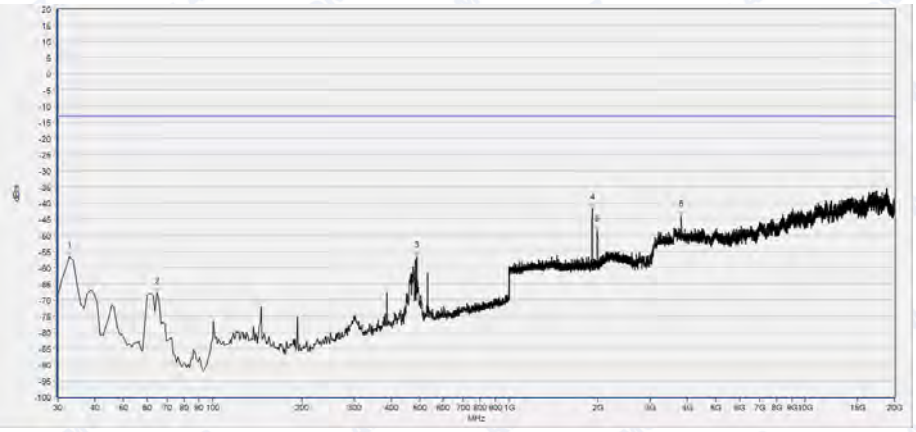

Num	Freq(MHz)	PK	limit PK	Antenna	Verdict
1	32.910	-56.69	-13.00	Vertical	PASS
2	64.920	-67.91	-13.00	Vertical	PASS
3	488.810	-56.67	-13.00	Vertical	PASS
4	1908.523	-41.84	-13.00	Vertical	PASS
5	1987.915	-48.62	-13.00	Vertical	PASS
6	3811.893	-44.02	-13.00	Vertical	PASS

(Plot J6: HSDPA 1900MHz Channel = 9538, Test Antenna Vertical)

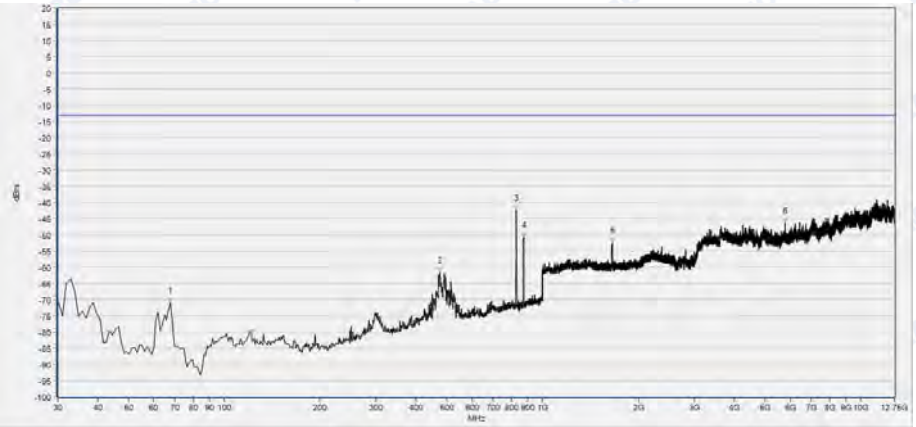

Num	Freq(MHz)	PK	limit PK	Antenna	Verdict
1	67.830	-71.02	-13.00	Horizontal	PASS
2	475.230	-61.57	-13.00	Horizontal	PASS
3	827.340	-42.47	-13.00	Horizontal	PASS
4	872.930	-50.64	-13.00	Horizontal	PASS
5	1654.342	-52.45	-13.00	Horizontal	PASS
6	5782.142	-46.36	-13.00	Horizontal	PASS

(Plot K1: HSUPA 850MHz Channel = 4132, Test Antenna Horizontal)

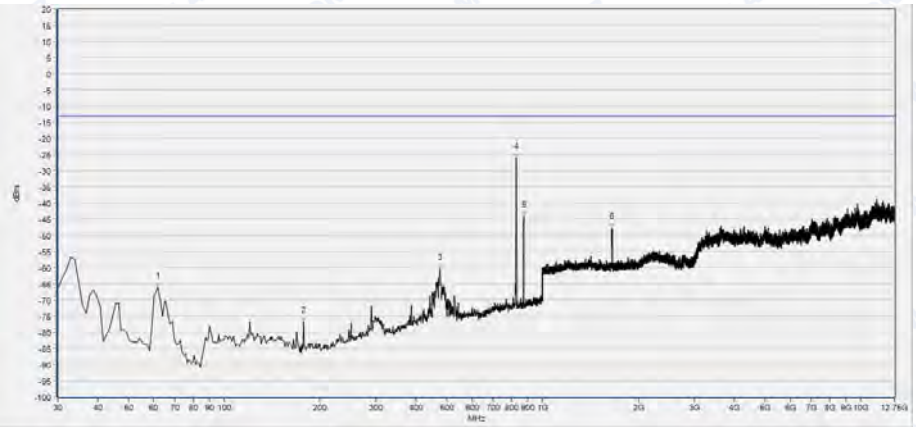

Num	Freq(MHz)	PK	limit PK	Antenna	Verdict
1	62.010	-66.28	-13.00	Vertical	PASS
2	177.440	-76.93	-13.00	Vertical	PASS
3	475.230	-60.52	-13.00	Vertical	PASS
4	828.310	-26.09	-13.00	Vertical	PASS
5	872.930	-44.39	-13.00	Vertical	PASS
6	1651.140	-47.83	-13.00	Vertical	PASS

(Plot K2: HSUPA 850MHz Channel = 4132, Test Antenna Vertical)

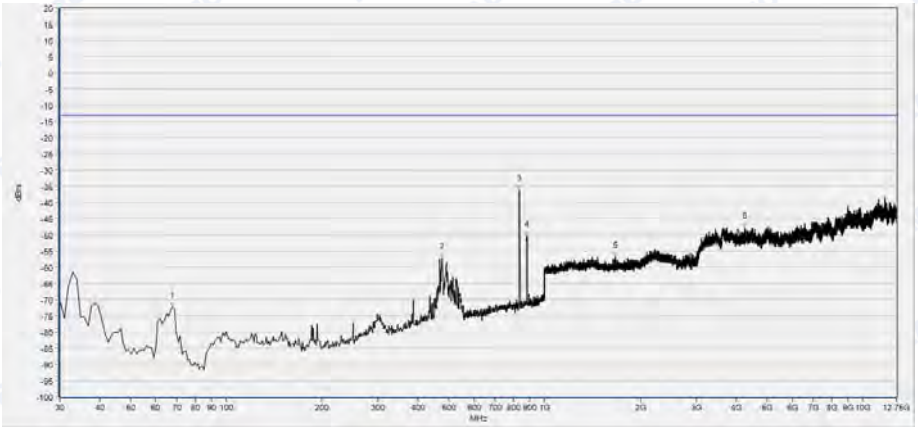

Num	Freq(MHz)	PK	limit PK	Antenna	Verdict
1	67.830	-72.39	-13.00	Horizontal	PASS
2	477.170	-57.03	-13.00	Horizontal	PASS
3	833.160	-36.20	-13.00	Horizontal	PASS
4	880.690	-50.58	-13.00	Horizontal	PASS
5	1668.427	-56.99	-13.00	Horizontal	PASS
6	4244.599	-47.89	-13.00	Horizontal	PASS

(Plot K3: HSUPA 850MHz Channel = 4175, Test Antenna Horizontal)

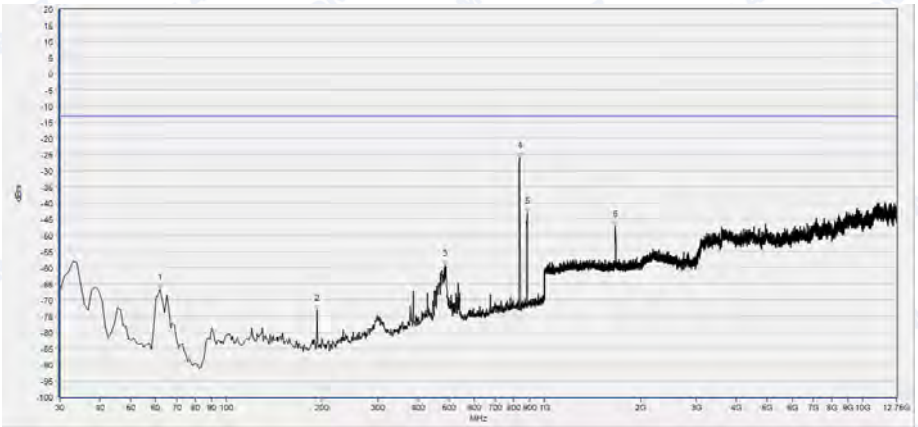

Num	Freq(MHz)	PK	limit PK	Antenna	Verdict
1	62.010	-66.65	-13.00	Vertical	PASS
2	192.960	-73.04	-13.00	Vertical	PASS
3	487.840	-59.24	-13.00	Vertical	PASS
4	834.130	-25.89	-13.00	Vertical	PASS
5	881.660	-43.06	-13.00	Vertical	PASS
6	1668.427	-47.05	-13.00	Vertical	PASS

(Plot K4: HSUPA 850MHz Channel = 4175, Test Antenna Vertical)

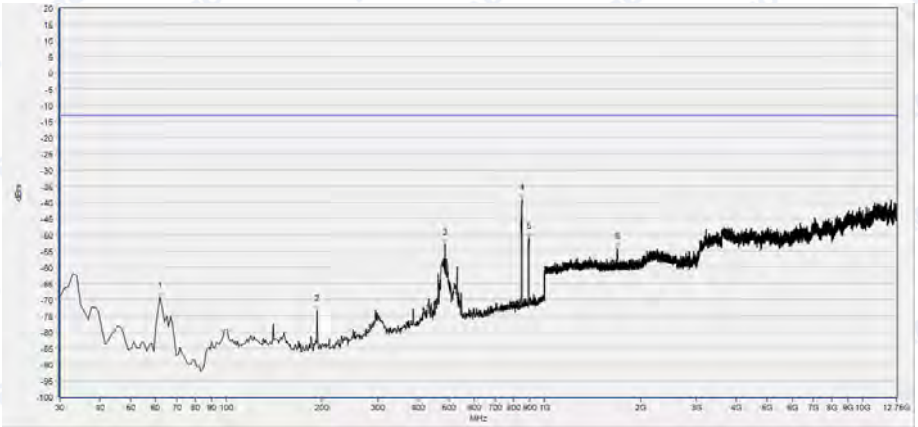

Num	Freq(MHz)	PK	limit PK	Antenna	Verdict
1	62.010	-69.36	-13.00	Horizontal	PASS
2	192.960	-73.25	-13.00	Horizontal	PASS
3	486.870	-52.86	-13.00	Horizontal	PASS
4	847.710	-39.12	-13.00	Horizontal	PASS
5	893.300	-50.98	-13.00	Horizontal	PASS
6	1691.477	-53.99	-13.00	Horizontal	PASS

(Plot K5: HSUPA 850MHz Channel = 4233, Test Antenna Horizontal)

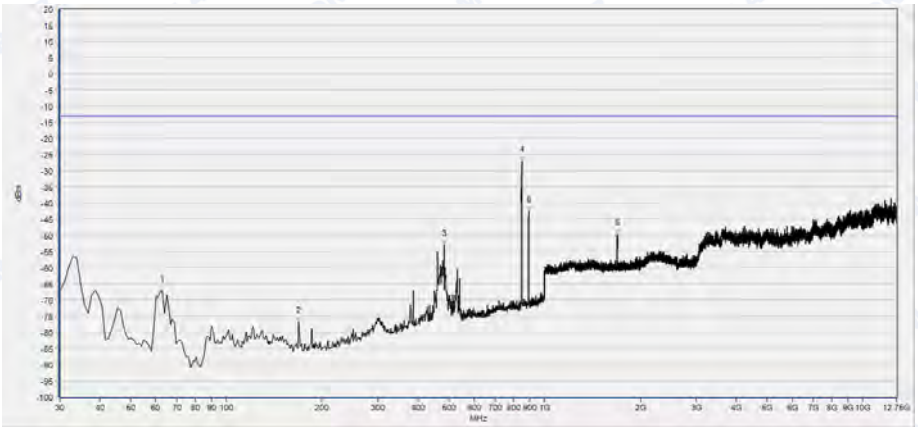

Num	Freq(MHz)	PK	limit PK	Antenna	Verdict
1	62.980	-67.46	-13.00	Vertical	PASS
2	168.710	-76.85	-13.00	Vertical	PASS
3	483.960	-53.10	-13.00	Vertical	PASS
4	847.710	-27.15	-13.00	Vertical	PASS
5	891.360	-42.63	-13.00	Vertical	PASS
6	1691.477	-49.66	-13.00	Vertical	PASS

(Plot K6: HSUPA 850MHz Channel = 4233, Test Antenna Vertical)

Num	Freq(MHz)	PK	limit PK	Antenna	Verdict
1	67.830	-80.33	-13.00	Horizontal	PASS
2	479.110	-50.54	-13.00	Horizontal	PASS
3	2112.125	-50.75	-13.00	Horizontal	PASS
4	3425.859	-42.20	-13.00	Horizontal	PASS
5	7036.225	-45.07	-13.00	Horizontal	PASS
6	14465.794	-36.40	-13.00	Horizontal	PASS

(Plot L1: HSUPA 1700MHz Channel = 1312, Test Antenna Horizontal)

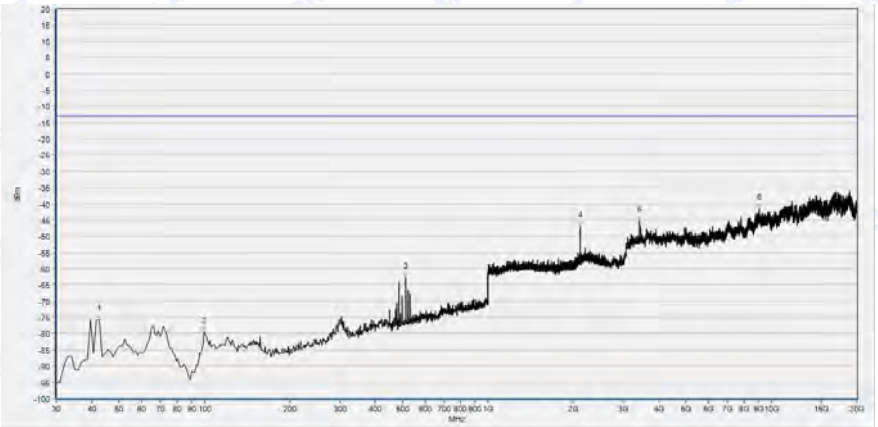

Num	Freq(MHz)	PK	limit PK	Antenna	Verdict
1	42.610	-75.74	-13.00	Vertical	PASS
2	99.840	-79.36	-13.00	Vertical	PASS
3	513.060	-62.73	-13.00	Vertical	PASS
4	2112.765	-47.15	-13.00	Vertical	PASS
5	3422.695	-45.32	-13.00	Vertical	PASS
6	9039.171	-41.42	-13.00	Vertical	PASS

(Plot L2: HSUPA 1700MHz Channel = 1312, Test Antenna Vertical)

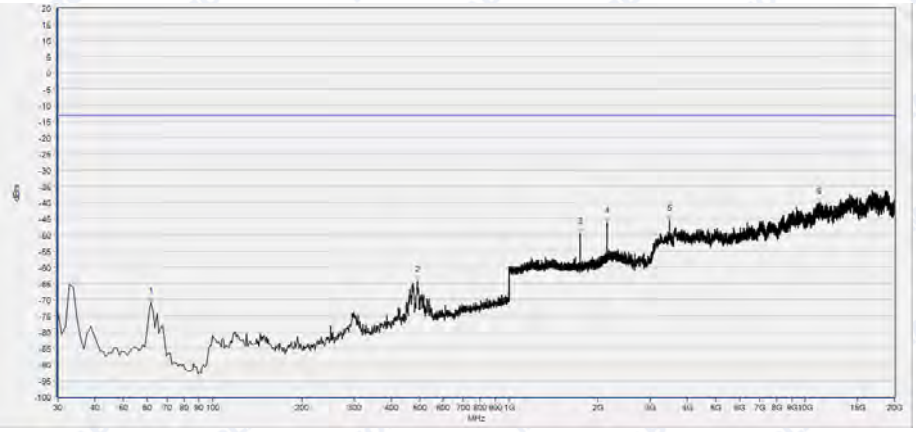

Num	Freq(MHz)	PK	limit PK	Antenna	Verdict
1	62.010	-70.85	-13.00	Horizontal	PASS
2	490.750	-64.38	-13.00	Horizontal	PASS
3	1738.215	-49.51	-13.00	Horizontal	PASS
4	2139.016	-46.12	-13.00	Horizontal	PASS
5	3476.487	-45.50	-13.00	Horizontal	PASS
6	11089.580	-40.24	-13.00	Horizontal	PASS

(Plot L3: HSUPA 1700MHz Channel = 1412, Test Antenna Horizontal)

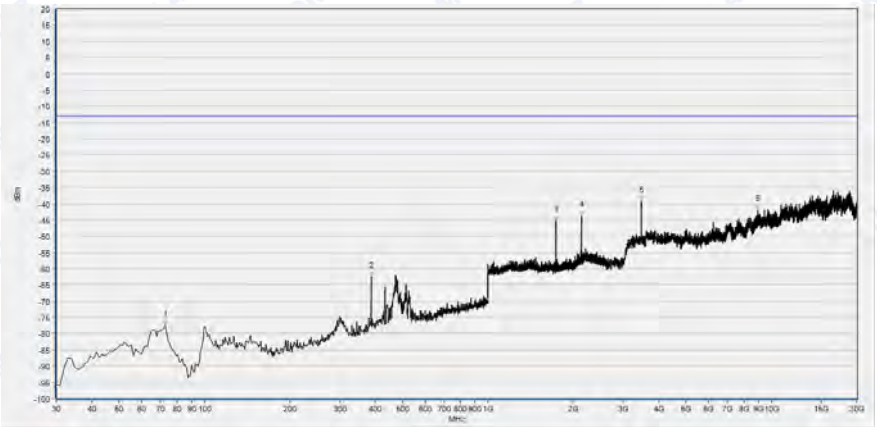

Num	Freq(MHz)	PK	limit PK	Antenna	Verdict
1	72.680	-77.49	-13.00	Vertical	PASS
2	386.960	-62.43	-13.00	Vertical	PASS
3	1736.295	-45.21	-13.00	Vertical	PASS
4	2137.735	-43.64	-13.00	Vertical	PASS
5	3476.487	-39.22	-13.00	Vertical	PASS
6	8960.065	-41.93	-13.00	Vertical	PASS

(Plot L4: HSUPA 1700MHz Channel = 1412, Test Antenna Vertical)

Num	Freq(MHz)	PK	limit PK	Antenna	Verdict
1	99.840	-77.97	-13.00	Horizontal	PASS
2	505.300	-51.74	-13.00	Horizontal	PASS
3	2151.821	-43.32	-13.00	Horizontal	PASS
4	3501.800	-44.57	-13.00	Horizontal	PASS
5	8381.015	-43.10	-13.00	Horizontal	PASS
6	17351.555	-35.39	-13.00	Horizontal	PASS

(Plot L5: HSUPA 1700MHz Channel = 1513, Test Antenna Horizontal)

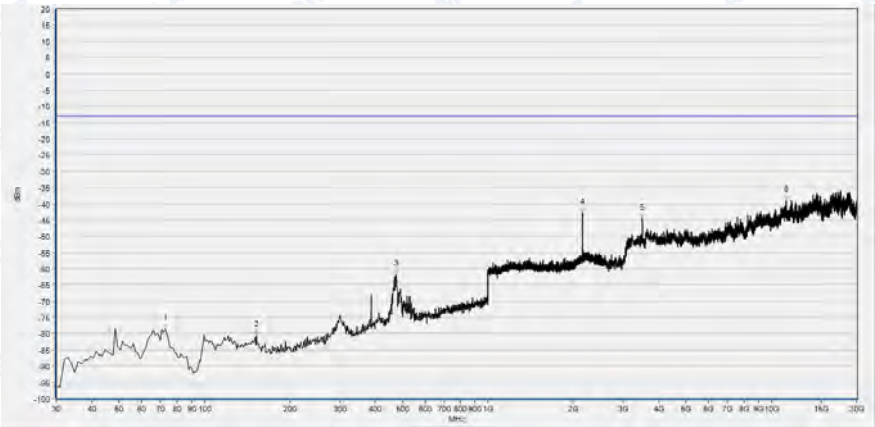

Num	Freq(MHz)	PK	limit PK	Antenna	Verdict
1	72.680	-78.51	-13.00	Vertical	PASS
2	152.220	-80.62	-13.00	Vertical	PASS
3	475.230	-61.72	-13.00	Vertical	PASS
4	2153.741	-42.76	-13.00	Vertical	PASS
5	3504.965	-44.52	-13.00	Vertical	PASS
6	11282.597	-38.97	-13.00	Vertical	PASS

(Plot L6: HSUPA 1700MHz Channel = 1513, Test Antenna Vertical)

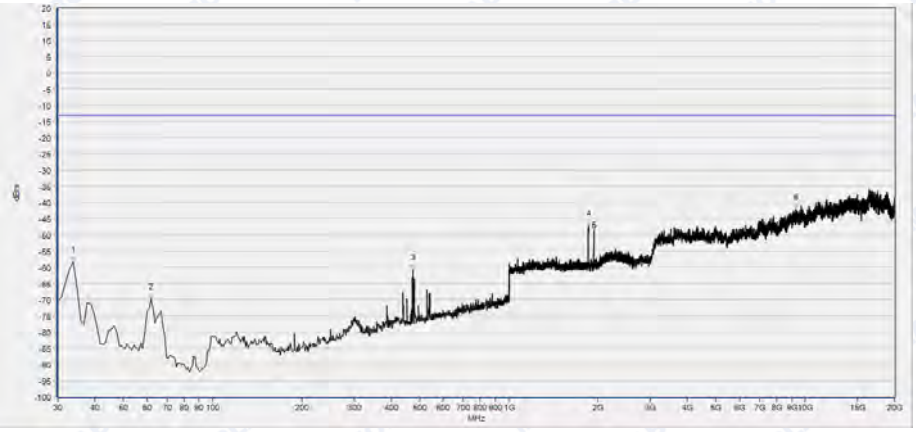

Num	Freq(MHz)	PK	limit PK	Antenna	Verdict
1	33.880	-58.40	-13.00	Horizontal	PASS
2	62.010	-69.80	-13.00	Horizontal	PASS
3	475.230	-60.68	-13.00	Horizontal	PASS
4	1852.821	-47.12	-13.00	Horizontal	PASS
5	1932.853	-48.54	-13.00	Horizontal	PASS
6	9317.621	-42.17	-13.00	Horizontal	PASS

(Plot M1: HSUPA 1900MHz Channel = 9262, Test Antenna Horizontal)

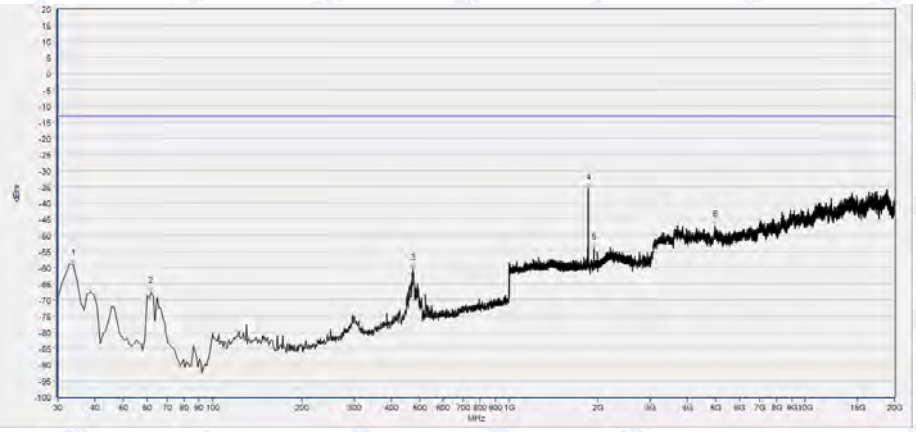

Num	Freq(MHz)	PK	limit PK	Antenna	Verdict
1	33.880	-58.98	-13.00	Vertical	PASS
2	62.010	-67.69	-13.00	Vertical	PASS
3	475.230	-60.57	-13.00	Vertical	PASS
4	1851.541	-35.67	-13.00	Vertical	PASS
5	1932.853	-54.14	-13.00	Vertical	PASS
6	4944.681	-47.11	-13.00	Vertical	PASS

(Plot M2: HSUPA 1900MHz Channel = 9262, Test Antenna Vertical)

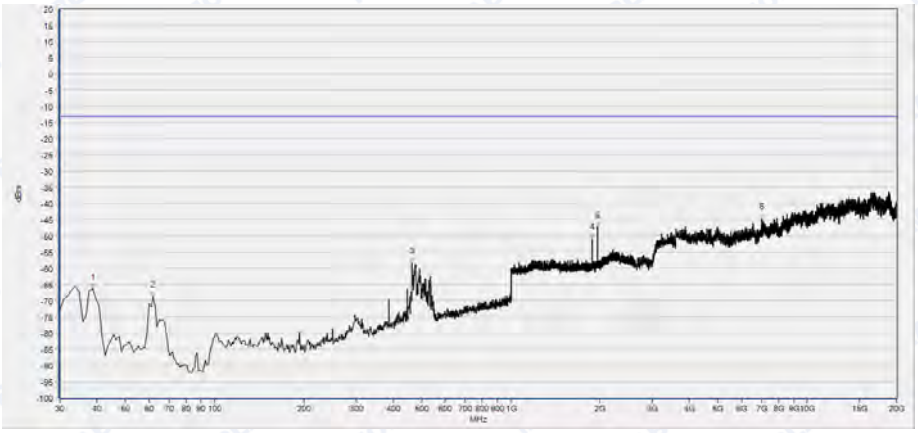

Num	Freq(MHz)	PK	limit PK	Antenna	Verdict
1	38.730	-66.35	-13.00	Horizontal	PASS
2	62.010	-68.72	-13.00	Horizontal	PASS
3	463.590	-58.40	-13.00	Horizontal	PASS
4	1878.431	-51.04	-13.00	Horizontal	PASS
5	1958.463	-47.27	-13.00	Horizontal	PASS
6	7017.239	-44.78	-13.00	Horizontal	PASS

(Plot M3: HSUPA 1900MHz Channel = 9400, Test Antenna Horizontal)

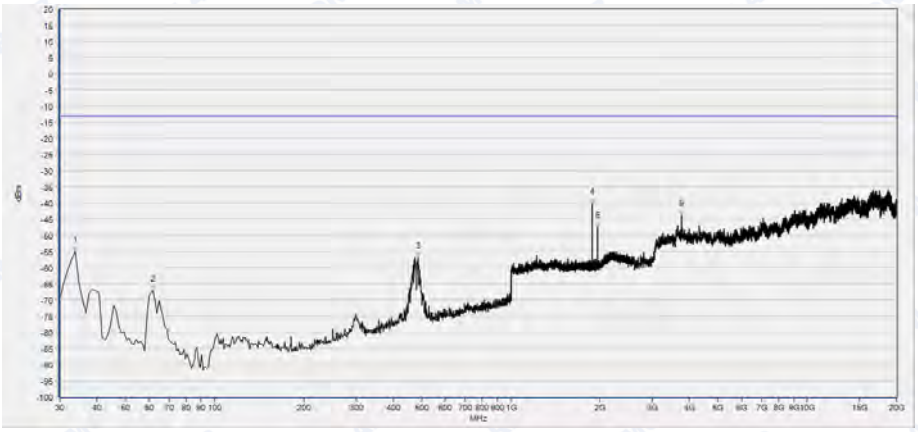

Num	Freq(MHz)	PK	limit PK	Antenna	Verdict
1	33.880	-55.11	-13.00	Vertical	PASS
2	62.010	-67.04	-13.00	Vertical	PASS
3	485.900	-56.92	-13.00	Vertical	PASS
4	1878.431	-40.16	-13.00	Vertical	PASS
5	1960.384	-47.59	-13.00	Vertical	PASS
6	3761.266	-43.81	-13.00	Vertical	PASS

(Plot M4: HSUPA 1900MHz Channel = 9400, Test Antenna Vertical)

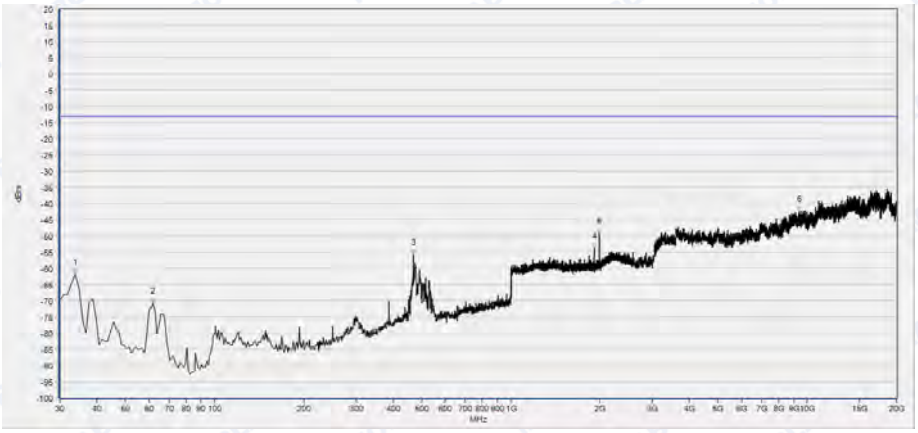

Num	Freq(MHz)	PK	limit PK	Antenna	Verdict
1	33.880	-61.85	-13.00	Horizontal	PASS
2	62.010	-70.63	-13.00	Horizontal	PASS
3	468.440	-55.79	-13.00	Horizontal	PASS
4	1908.523	-53.91	-13.00	Horizontal	PASS
5	1985.994	-49.37	-13.00	Horizontal	PASS
6	9425.205	-42.43	-13.00	Horizontal	PASS

(Plot M5: HSUPA 1900MHz Channel = 9538, Test Antenna Horizontal)

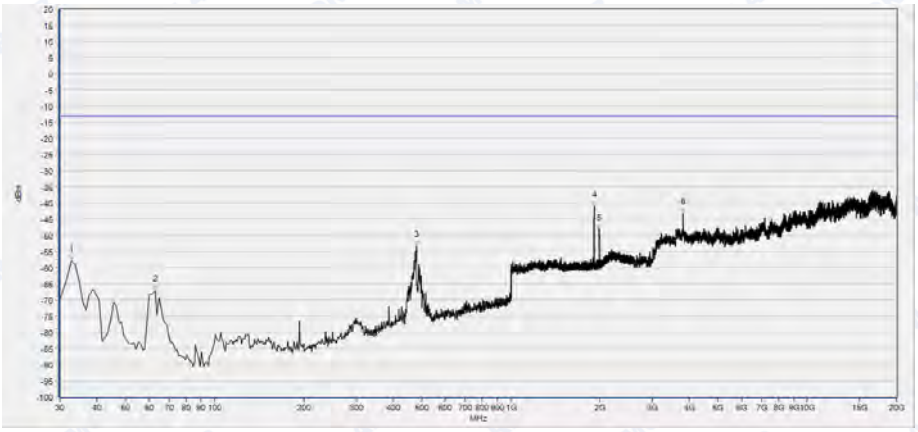

Num	Freq(MHz)	PK	limit PK	Antenna	Verdict
1	32.910	-57.89	-13.00	Vertical	PASS
2	62.980	-67.13	-13.00	Vertical	PASS
3	480.080	-53.36	-13.00	Vertical	PASS
4	1908.523	-41.20	-13.00	Vertical	PASS
5	1985.994	-48.23	-13.00	Vertical	PASS
6	3811.893	-43.23	-13.00	Vertical	PASS

(Plot M6: HSUPA 1900MHz Channel = 9538, Test Antenna Vertical)

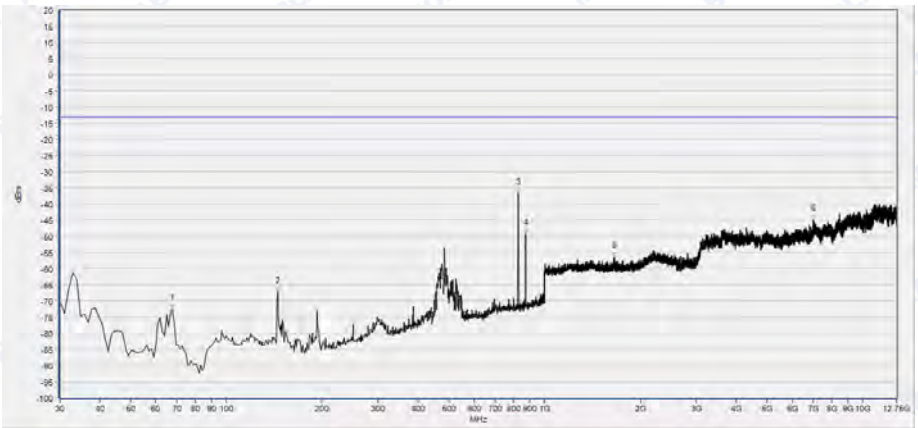

Num	Freq(MHz)	PK	limit PK	Antenna	Verdict
1	67.830	-72.57	-13.00	Horizontal	PASS
2	145.430	-67.30	-13.00	Horizontal	PASS
3	826.370	-36.93	-13.00	Horizontal	PASS
4	871.960	-49.50	-13.00	Horizontal	PASS
5	1654.982	-56.51	-13.00	Horizontal	PASS
6	6983.752	-44.90	-13.00	Horizontal	PASS

(Plot N1: HSPA+ 850MHz Channel = 4132, Test Antenna Horizontal)

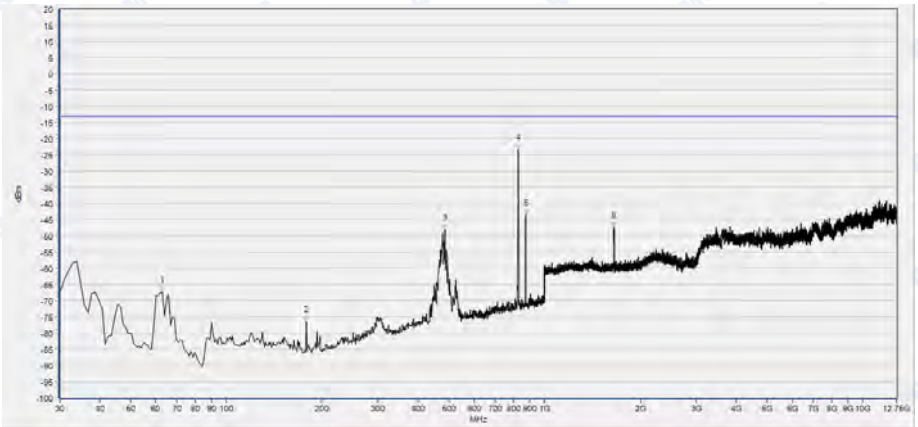

Num	Freq(MHz)	PK	limit PK	Antenna	Verdict
1	62.980	-67.46	-13.00	Vertical	PASS
2	178.410	-76.42	-13.00	Vertical	PASS
3	485.900	-48.01	-13.00	Vertical	PASS
4	827.340	-23.29	-13.00	Vertical	PASS
5	871.960	-43.49	-13.00	Vertical	PASS
6	1650.500	-47.49	-13.00	Vertical	PASS

(Plot N2: HSPA+ 850MHz Channel = 4132, Test Antenna Vertical)

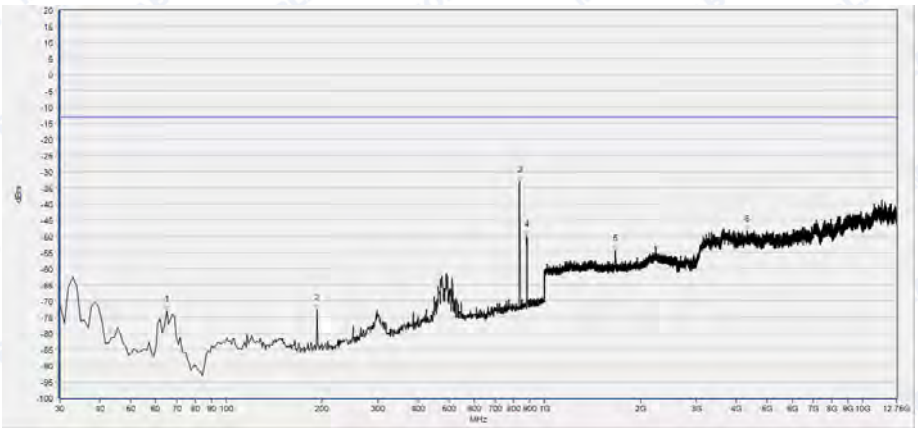

Num	Freq(MHz)	PK	limit PK	Antenna	Verdict
1	64.920	-73.12	-13.00	Horizontal	PASS
2	192.960	-72.59	-13.00	Horizontal	PASS
3	834.130	-32.98	-13.00	Horizontal	PASS
4	878.750	-49.98	-13.00	Horizontal	PASS
5	1671.629	-54.23	-13.00	Horizontal	PASS
6	4329.505	-48.22	-13.00	Horizontal	PASS

(Plot N3: HSPA+ 850MHz Channel = 4175, Test Antenna Horizontal)

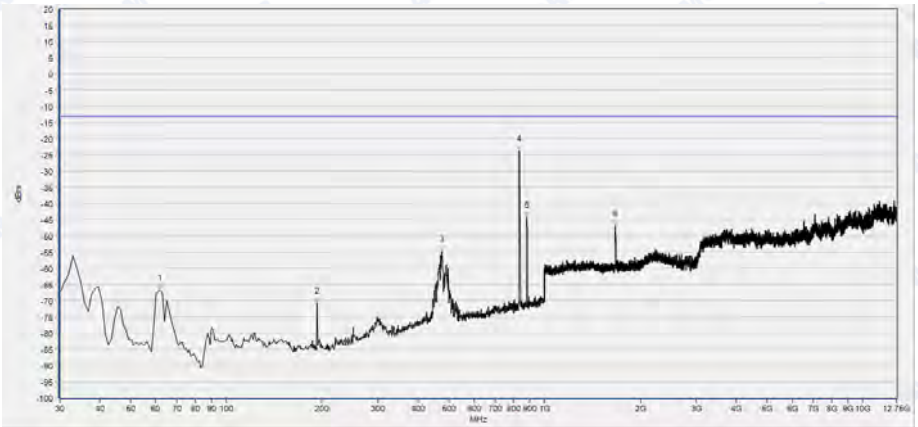

Num	Freq(MHz)	PK	limit PK	Antenna	Verdict
1	62.010	-66.57	-13.00	Vertical	PASS
2	192.960	-70.63	-13.00	Vertical	PASS
3	475.230	-54.85	-13.00	Vertical	PASS
4	833.160	-23.89	-13.00	Vertical	PASS
5	879.720	-44.37	-13.00	Vertical	PASS
6	1667.787	-46.96	-13.00	Vertical	PASS

(Plot N4: HSPA+ 850MHz Channel = 4175, Test Antenna Vertical)

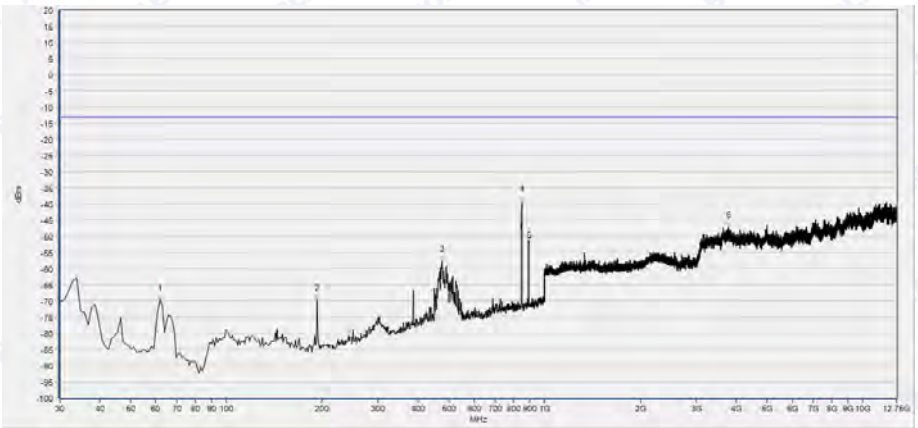

Num	Freq(MHz)	PK	limit PK	Antenna	Verdict
1	62.010	-69.85	-13.00	Horizontal	PASS
2	192.960	-69.70	-13.00	Horizontal	PASS
3	476.200	-57.64	-13.00	Horizontal	PASS
4	847.710	-39.79	-13.00	Horizontal	PASS
5	891.360	-51.78	-13.00	Horizontal	PASS
6	3777.614	-47.08	-13.00	Horizontal	PASS

(Plot N5: HSPA+ 850MHz Channel = 4233, Test Antenna Horizontal)

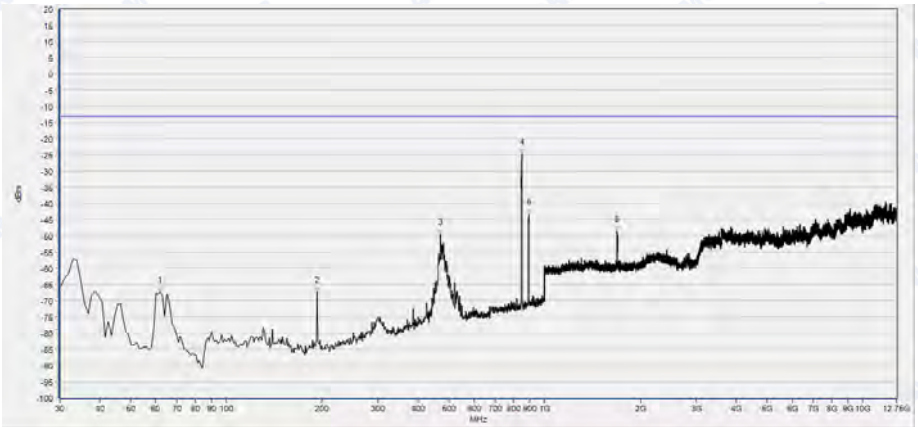

Num	Freq(MHz)	PK	limit PK	Antenna	Verdict
1	62.010	-67.42	-13.00	Vertical	PASS
2	192.960	-67.35	-13.00	Vertical	PASS
3	471.350	-49.61	-13.00	Vertical	PASS
4	847.710	-24.88	-13.00	Vertical	PASS
5	891.360	-43.25	-13.00	Vertical	PASS
6	1690.836	-48.67	-13.00	Vertical	PASS

(Plot N6: HSPA+ 850MHz Channel = 4233, Test Antenna Vertical)

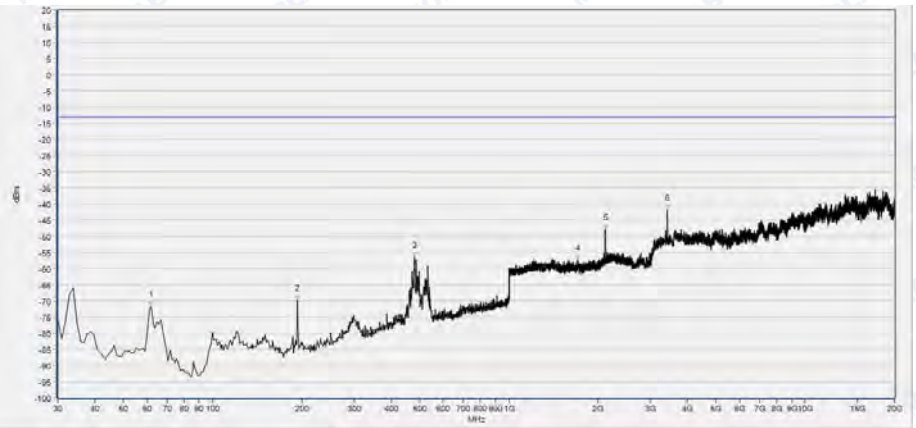

Num	Freq(MHz)	PK	limit PK	Antenna	Verdict
1	62.010	-71.60	-13.00	Horizontal	PASS
2	192.960	-69.65	-13.00	Horizontal	PASS
3	479.110	-56.54	-13.00	Horizontal	PASS
4	1708.123	-57.45	-13.00	Horizontal	PASS
5	2112.125	-47.87	-13.00	Horizontal	PASS
6	3425.859	-41.94	-13.00	Horizontal	PASS

(Plot O1: HSPA+ 1700MHz Channel = 1312, Test Antenna Horizontal)

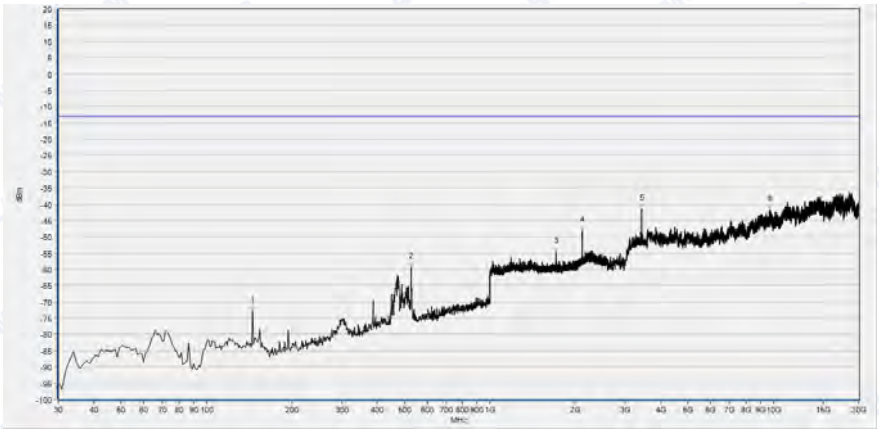

Num	Freq(MHz)	PK	limit PK	Antenna	Verdict
1	145.430	-73.04	-13.00	Vertical	PASS
2	526.640	-59.39	-13.00	Vertical	PASS
3	1711.965	-54.66	-13.00	Vertical	PASS
4	2112.125	-48.20	-13.00	Vertical	PASS
5	3425.859	-41.39	-13.00	Vertical	PASS
6	9735.297	-41.68	-13.00	Vertical	PASS

(Plot O2: HSPA+1700MHz Channel = 1312, Test Antenna Vertical)

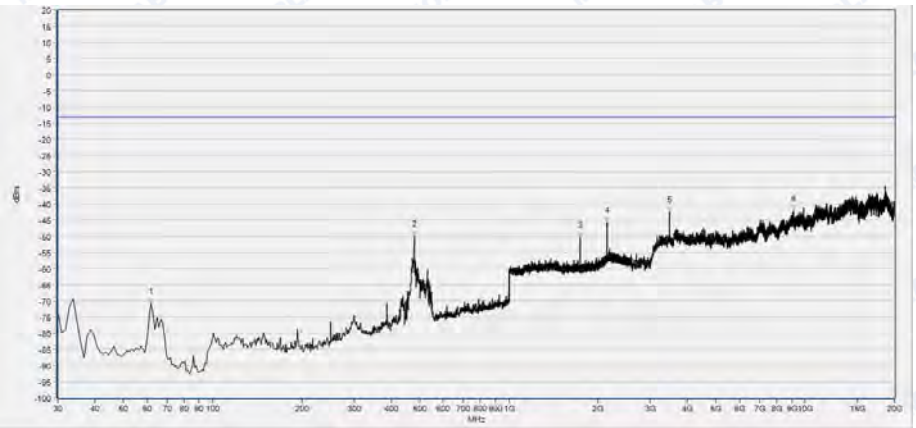

Num	Freq(MHz)	PK	limit PK	Antenna	Verdict
1	62.010	-70.66	-13.00	Horizontal	PASS
2	479.110	-49.91	-13.00	Horizontal	PASS
3	1738.856	-50.20	-13.00	Horizontal	PASS
4	2141.577	-45.67	-13.00	Horizontal	PASS
5	3482.815	-42.40	-13.00	Horizontal	PASS
6	9105.619	-42.21	-13.00	Horizontal	PASS

(Plot O3: HSPA+ 1700MHz Channel = 1412, Test Antenna Horizontal)

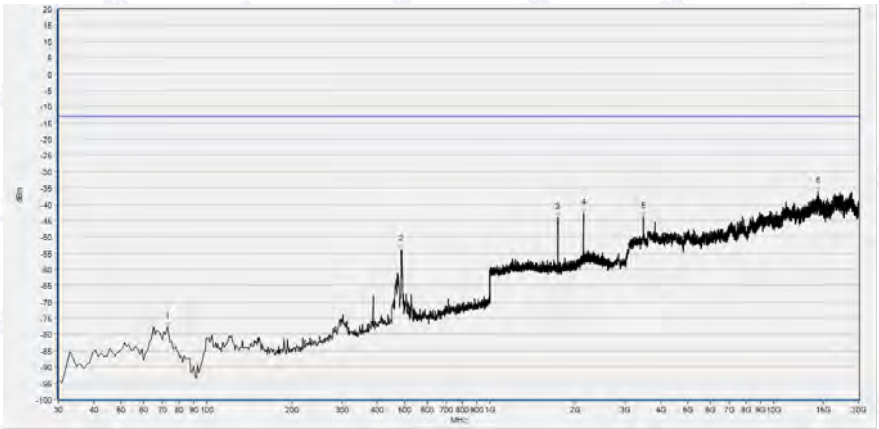

Num	Freq(MHz)	PK	limit PK	Antenna	Verdict
1	72.680	-77.64	-13.00	Vertical	PASS
2	486.870	-54.00	-13.00	Vertical	PASS
3	1735.654	-44.07	-13.00	Vertical	PASS
4	2137.095	-42.73	-13.00	Vertical	PASS
5	3473.322	-43.96	-13.00	Vertical	PASS
6	14383.524	-36.14	-13.00	Vertical	PASS

(Plot O4: HSPA+ 1700MHz Channel = 1412, Test Antenna Vertical)

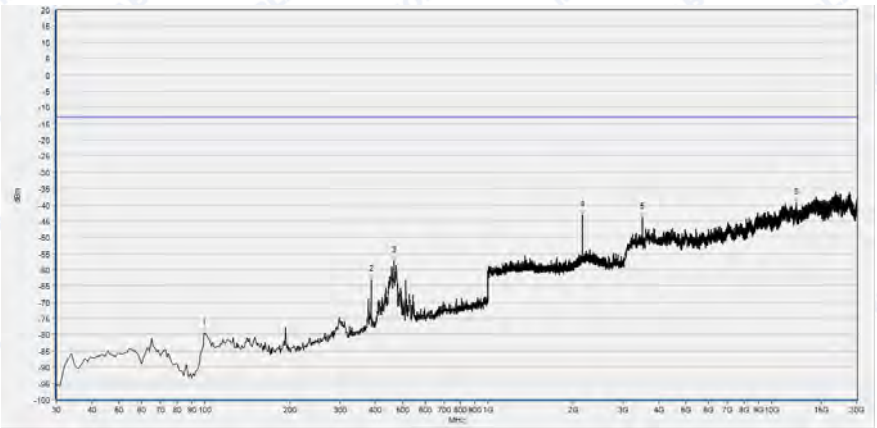

Num	Freq(MHz)	PK	limit PK	Antenna	Verdict
1	99.840	-79.44	-13.00	Horizontal	PASS
2	386.960	-63.21	-13.00	Horizontal	PASS
3	466.500	-57.29	-13.00	Horizontal	PASS
4	2151.821	-43.21	-13.00	Horizontal	PASS
5	3504.965	-43.81	-13.00	Horizontal	PASS
6	12244.517	-39.54	-13.00	Horizontal	PASS

(Plot O5: HSPA+ 1700MHz Channel = 1513, Test Antenna Horizontal)

Num	Freq(MHz)	PK	limit PK	Antenna	Verdict
1	46.490	-74.63	-13.00	Vertical	PASS
2	71.710	-75.74	-13.00	Vertical	PASS
3	476.200	-57.14	-13.00	Vertical	PASS
4	2153.101	-43.07	-13.00	Vertical	PASS
5	3504.965	-42.99	-13.00	Vertical	PASS
6	11092.744	-38.95	-13.00	Vertical	PASS

(Plot O6: HSPA+1700MHz Channel = 1513, Test Antenna Vertical)

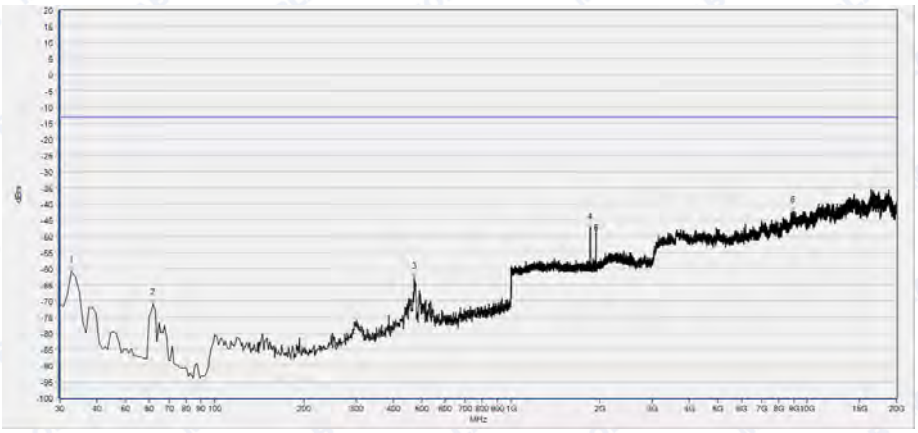

Num	Freq(MHz)	PK	limit PK	Antenna	Verdict
1	32.910	-60.95	-13.00	Horizontal	PASS
2	62.010	-70.87	-13.00	Horizontal	PASS
3	471.350	-62.82	-13.00	Horizontal	PASS
4	1850.900	-47.65	-13.00	Horizontal	PASS
5	1932.853	-47.79	-13.00	Horizontal	PASS
6	8934.752	-42.27	-13.00	Horizontal	PASS

(Plot P1: HSPA+ 1900MHz Channel = 9262, Test Antenna Horizontal)

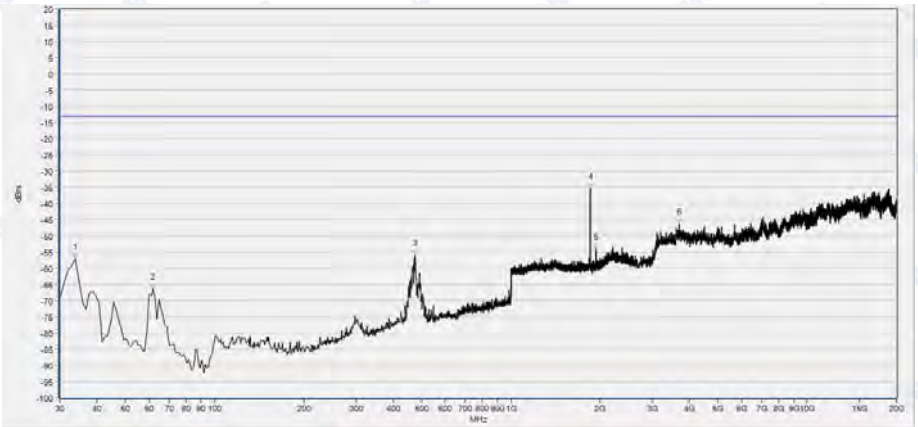

Num	Freq(MHz)	PK	limit PK	Antenna	Verdict
1	33.880	-57.08	-13.00	Vertical	PASS
2	62.010	-66.38	-13.00	Vertical	PASS
3	475.230	-55.98	-13.00	Vertical	PASS
4	1851.541	-35.39	-13.00	Vertical	PASS
5	1934.134	-54.00	-13.00	Vertical	PASS
6	3694.817	-46.45	-13.00	Vertical	PASS

(Plot P2: HSPA+ 1900MHz Channel = 9262, Test Antenna Vertical)

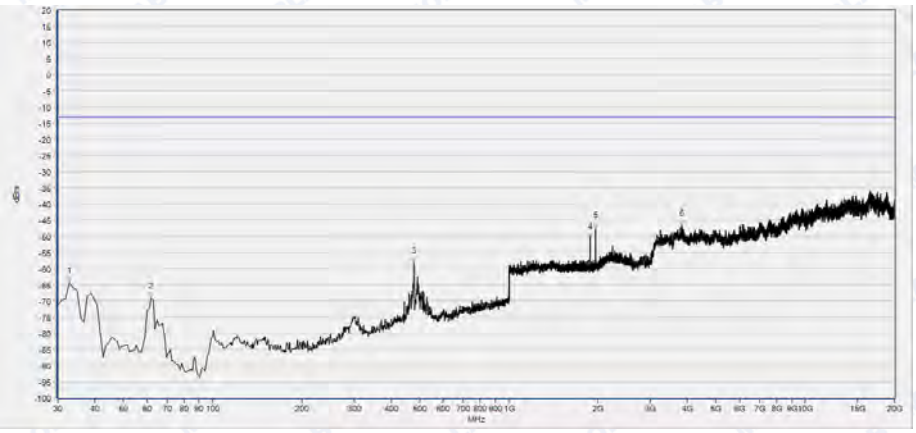

Num	Freq(MHz)	PK	limit PK	Antenna	Verdict
1	32.910	-64.38	-13.00	Horizontal	PASS
2	62.010	-69.12	-13.00	Horizontal	PASS
3	478.140	-58.16	-13.00	Horizontal	PASS
4	1878.431	-50.76	-13.00	Horizontal	PASS
5	1959.104	-47.68	-13.00	Horizontal	PASS
6	3834.043	-46.61	-13.00	Horizontal	PASS

(Plot P3: HSPA+ 1900MHz Channel = 9400, Test Antenna Horizontal)

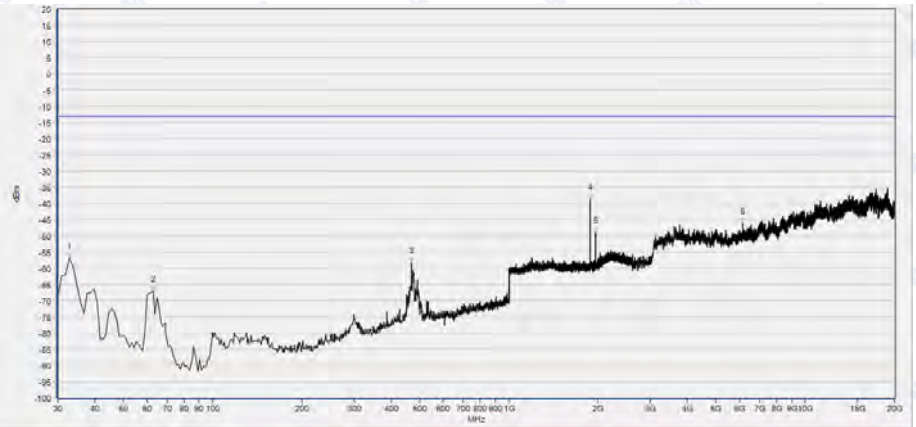

Num	Freq(MHz)	PK	limit PK	Antenna	Verdict
1	32.910	-56.98	-13.00	Vertical	PASS
2	62.980	-67.09	-13.00	Vertical	PASS
3	469.410	-58.38	-13.00	Vertical	PASS
4	1878.431	-38.72	-13.00	Vertical	PASS
5	1959.104	-49.06	-13.00	Vertical	PASS
6	6156.574	-46.30	-13.00	Vertical	PASS

(Plot P4: HSPA+ 1900MHz Channel = 9400, Test Antenna Vertical)

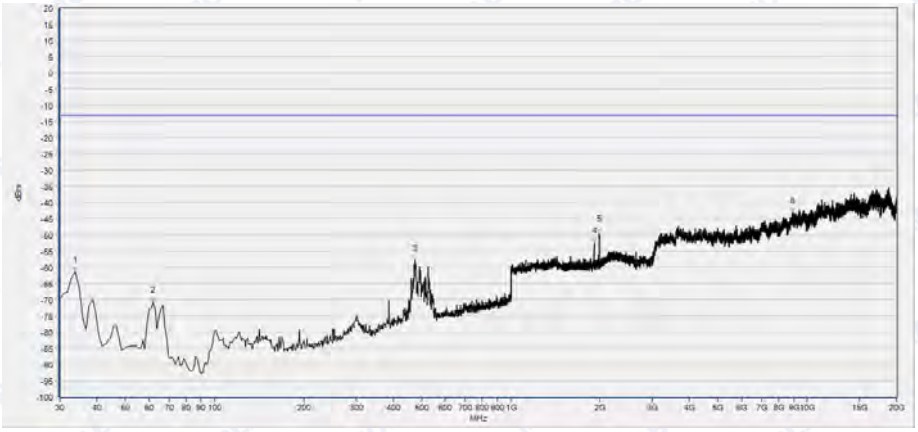

Num	Freq(MHz)	PK	limit PK	Antenna	Verdict
1	33.880	-61.37	-13.00	Horizontal	PASS
2	62.010	-70.83	-13.00	Horizontal	PASS
3	475.230	-57.77	-13.00	Horizontal	PASS
4	1908.523	-52.40	-13.00	Horizontal	PASS
5	1986.635	-49.76	-13.00	Horizontal	PASS
6	8918.931	-43.25	-13.00	Horizontal	PASS

(Plot P5: HSPA+ 1900MHz Channel = 9538, Test Antenna Horizontal)

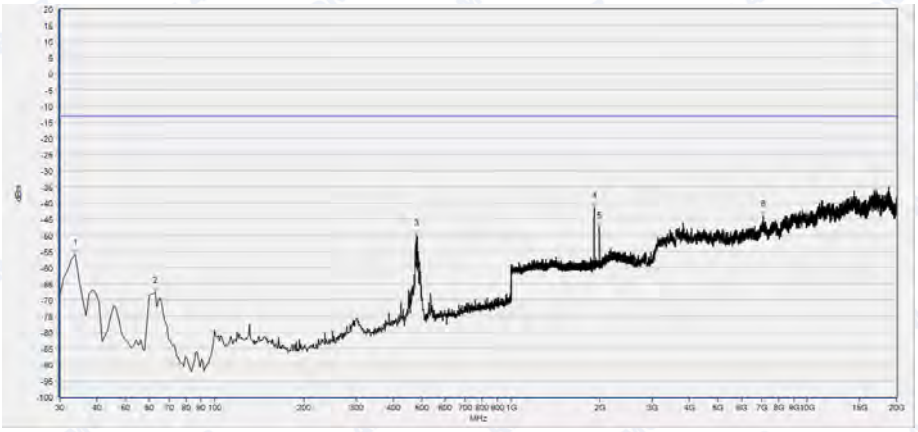

Num	Freq(MHz)	PK	limit PK	Antenna	Verdict
1	33.880	-55.90	-13.00	Vertical	PASS
2	62.980	-67.55	-13.00	Vertical	PASS
3	479.110	-49.98	-13.00	Vertical	PASS
4	1908.523	-41.37	-13.00	Vertical	PASS
5	1985.994	-47.54	-13.00	Vertical	PASS
6	7086.852	-44.09	-13.00	Vertical	PASS

(Plot P6: HSPA+ 1900MHz Channel = 9538, Test Antenna Vertical)

***** END OF REPORT *****