Channel 09 (2452MHz)	
Reference Level	High Band Edge
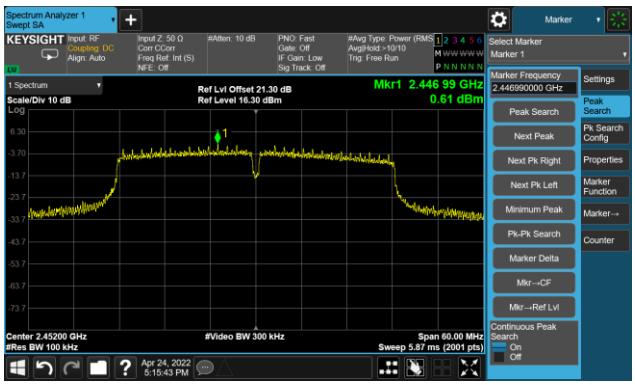	
Spurious Emission	
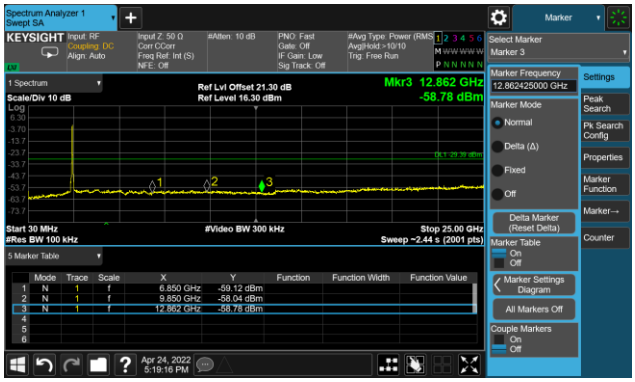	

802.11ax-HE20 Out-of-Band Emissions – Ant 1

Channel 01 (2412MHz)

Reference Level

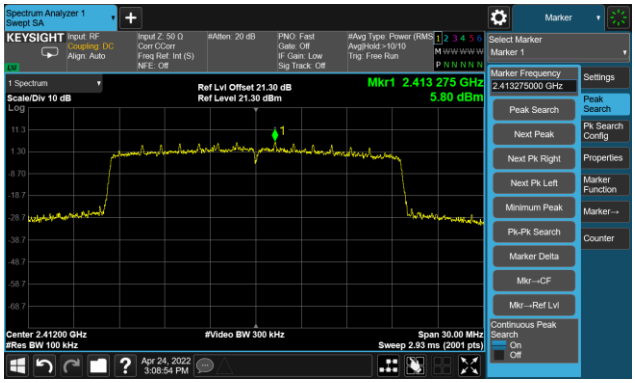

Low Band Edge

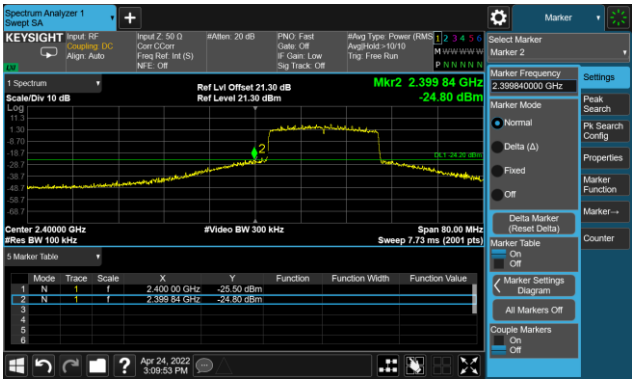

Spurious Emission

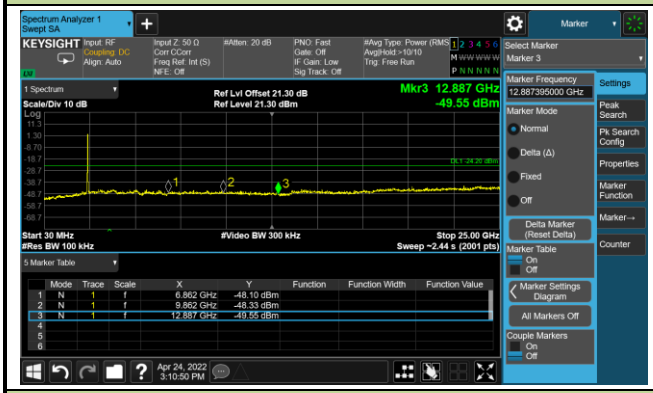

Channel 06 (2437MHz)

Reference Level

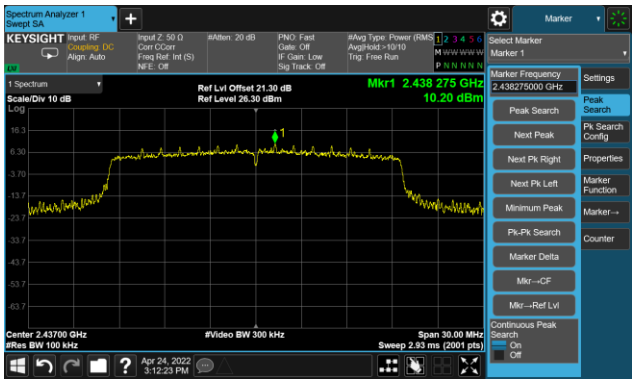

Spurious Emission

Channel 11 (2462MHz)	
Reference Level	High Band Edge
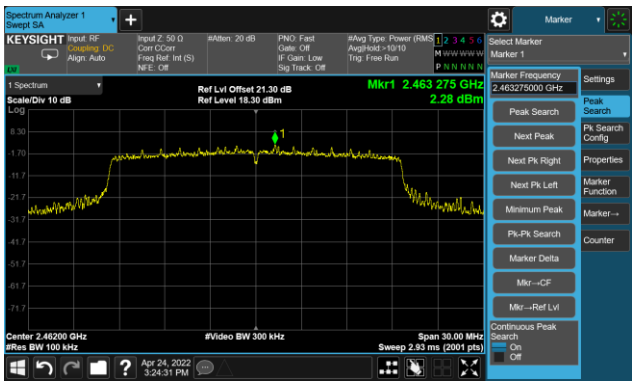	
Spurious Emission	
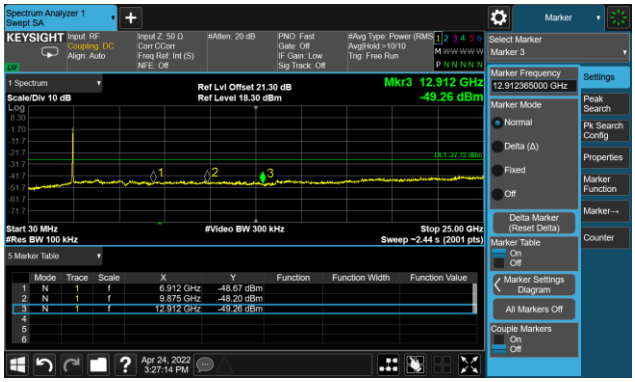	

802.11ax-HE40 Out-of-Band Emissions – Ant 1

Channel 03 (2422MHz)

Reference Level

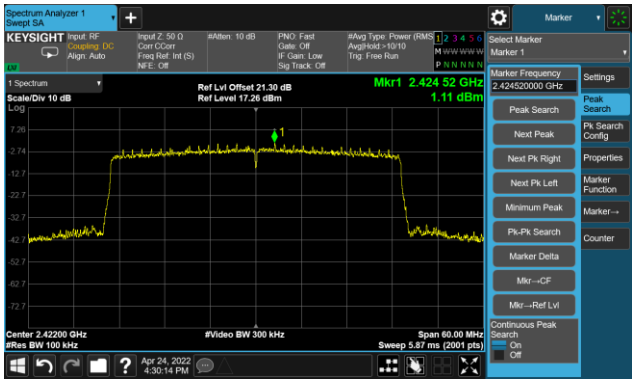

Low Band Edge

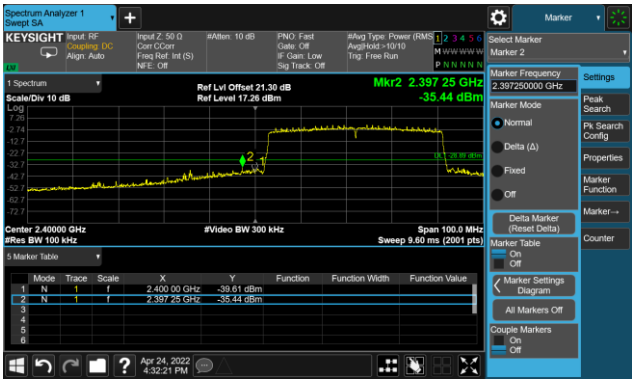

Spurious Emission

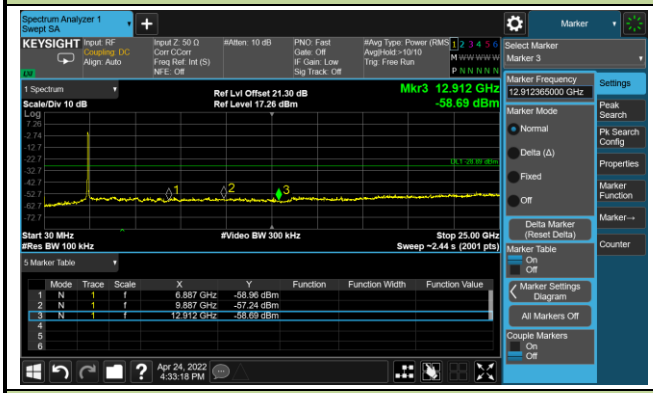

Channel 06 (2437MHz)

Reference Level

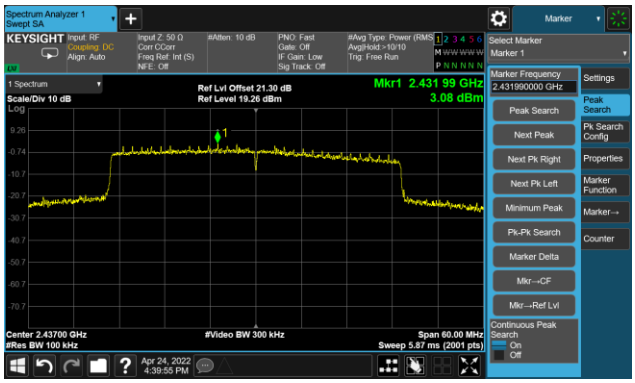

Spurious Emission

Channel 09 (2452MHz)	
Reference Level	High Band Edge
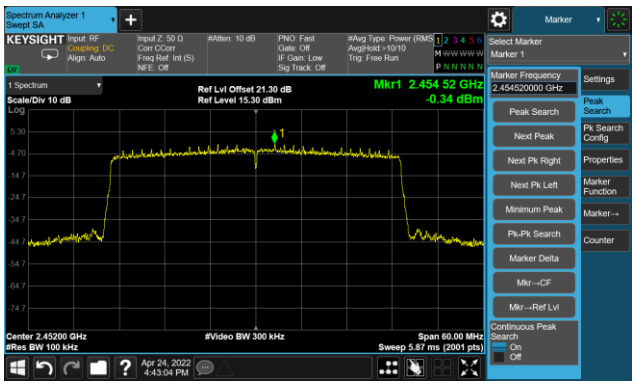	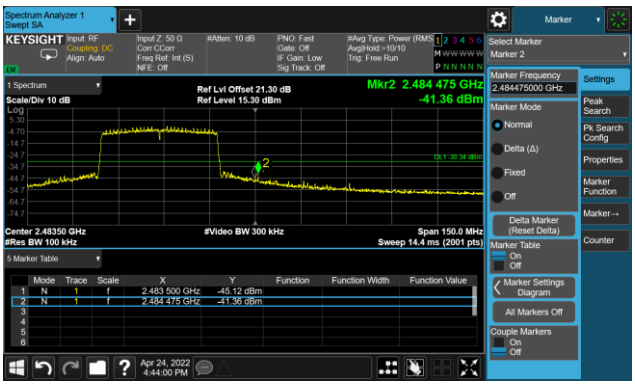
Spurious Emission	
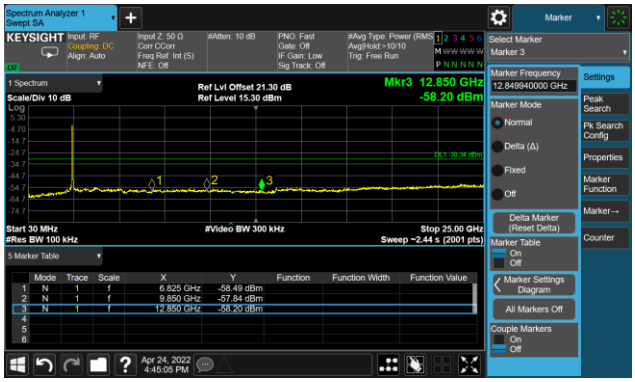	

A.6 Radiated Spurious Emission Test Result

Test Site	SIP-AC3	Test Engineer	Mero Zhou
Test Date	2022/04/18	Test Mode	802.11b
Remark	1. Average measurement was not performed if peak level lower than average limit. 2. Other frequency was 20dB below limit line within 1-18GHz, there is not show in the report.		

Test Channel	Frequency (MHz)	Reading Level (dBμV)	Factor (dB/m)	Measure Level (dBμV/m)	Limit (dBμV/m)	Margin (dB)	Detector	Polarization
01	4825.0	63.2	-8.7	54.5	74.0	-19.5	Peak	Horizontal
	4825.0	62.5	-8.7	53.8	54.0	-0.2	Average	Horizontal
	11217.0	48.8	-2.9	45.9	74.0	-28.1	Peak	Horizontal
	15841.0	46.3	3.6	49.9	74.0	-24.1	Peak	Horizontal
	4825.0	62.0	-8.7	53.3	74.0	-20.7	Peak	Vertical
	4825.0	58.3	-8.7	49.6	54.0	-4.4	Average	Vertical
	12067.0	49.4	-2.8	46.6	74.0	-27.4	Peak	Vertical
	15671.0	45.6	3.8	49.4	74.0	-24.6	Peak	Vertical
06	4876.0	67.4	-8.6	58.8	74.0	-15.2	Peak	Horizontal
	4876.0	62.4	-8.6	53.8	54.0	-0.2	Average	Horizontal
	7307.0	54.2	-5.7	48.5	74.0	-25.5	Peak	Horizontal
	7307.0	51.0	-5.7	45.3	54.0	-8.7	Average	Horizontal
	11072.5	49.5	-2.9	46.6	74.0	-27.4	Peak	Horizontal
	4876.0	62.8	-8.6	54.2	74.0	-19.8	Peak	Vertical
	4876.0	59.7	-8.6	51.1	54.0	-2.9	Average	Vertical
	7315.5	50.8	-5.7	45.1	74.0	-28.9	Peak	Vertical
	13257.0	49.1	-1.0	48.1	74.0	-25.9	Peak	Vertical
11	4927.0	63.7	-8.5	55.2	74.0	-18.8	Peak	Horizontal
	4927.0	61.5	-8.5	53.0	54.0	-1.0	Average	Horizontal
	7383.5	52.9	-5.7	47.2	74.0	-26.8	Peak	Horizontal
	15518.0	45.7	3.9	49.6	74.0	-24.4	Peak	Horizontal
	4927.0	61.1	-8.5	52.6	74.0	-21.4	Peak	Vertical
	4927.0	60.6	-8.5	52.1	54.0	-1.9	Average	Vertical
	7392.0	50.7	-5.6	45.1	74.0	-28.9	Peak	Vertical
	15781.5	46.9	3.7	50.6	74.0	-23.4	Peak	Vertical

Note: Measure Level (dBμV/m) = Reading Level (dBμV) + Factor (dB/m)

Factor (dB/m) = Cable Loss (dB) + Antenna Factor (dB/m) - Pre_Amplifier Gain (dB)

Test Site	SIP-AC3	Test Engineer	Mero Zhou
Test Date	2022/04/18	Test Mode	802.11g
Remark	1. Average measurement was not performed if peak level lower than average limit. 2. Other frequency was 20dB below limit line within 1-18GHz, there is not show in the report.		

Test Channel	Frequency (MHz)	Reading Level (dBμV)	Factor (dB/m)	Measure Level (dBμV/m)	Limit (dBμV/m)	Margin (dB)	Detector	Polarization
01	4816.5	55.2	-8.7	46.5	74.0	-27.5	Peak	Horizontal
	8284.5	47.6	-4.2	43.4	74.0	-30.6	Peak	Horizontal
	11072.5	49.1	-2.9	46.2	74.0	-27.8	Peak	Horizontal
	4825.0	55.9	-8.7	47.2	74.0	-26.8	Peak	Vertical
	7664.0	49.4	-5.5	43.9	74.0	-30.1	Peak	Vertical
	11888.5	49.4	-2.9	46.5	74.0	-27.5	Peak	Vertical
06	4867.5	68.9	-8.6	60.3	74.0	-13.7	Peak	Horizontal
	4867.5	58.4	-8.6	49.8	54.0	-4.2	Average	Horizontal
	7307.0	68.2	-5.7	62.5	74.0	-11.5	Peak	Horizontal
	7307.0	59.5	-5.7	53.8	54.0	-0.2	Average	Horizontal
	10783.5	48.7	-2.6	46.1	74.0	-27.9	Peak	Horizontal
	4876.0	65.3	-8.6	56.7	74.0	-17.3	Peak	Vertical
	4876.0	56.9	-8.6	48.3	54.0	-5.7	Average	Vertical
	7315.5	63.6	-5.7	57.9	74.0	-16.1	Peak	Vertical
	7315.5	56.3	-5.7	50.6	54.0	-3.4	Average	Vertical
	12186.0	52.3	-3.2	49.1	74.0	-24.9	Peak	Vertical
11	4825.0	52.1	-8.7	43.4	74.0	-30.6	Peak	Horizontal
	7613.0	49.5	-5.4	44.1	74.0	-29.9	Peak	Horizontal
	11327.5	47.3	-2.8	44.5	74.0	-29.5	Peak	Horizontal
	4272.5	50.0	-9.1	40.9	74.0	-33.1	Peak	Vertical
	7715.0	49.9	-5.3	44.6	74.0	-29.4	Peak	Vertical
	11642.0	49.1	-2.9	46.2	74.0	-27.8	Peak	Vertical

Note: Measure Level (dBμV/m) = Reading Level (dBμV) + Factor (dB/m)

Factor (dB/m) = Cable Loss (dB) + Antenna Factor (dB/m) - Pre_Amplifier Gain (dB)

Test Site	SIP-AC3	Test Engineer	Mero Zhou
Test Date	2022/04/18	Test Mode	802.11n-HT20
Remark	1. Average measurement was not performed if peak level lower than average limit. 2. Other frequency was 20dB below limit line within 1-18GHz, there is not show in the report.		

Test Channel	Frequency (MHz)	Reading Level (dBμV)	Factor (dB/m)	Measure Level (dBμV/m)	Limit (dBμV/m)	Margin (dB)	Detector	Polarization
01	4825.0	55.4	-8.7	46.7	74.0	-27.3	Peak	Horizontal
	7638.5	50.7	-5.4	45.3	74.0	-28.7	Peak	Horizontal
	11625.0	49.2	-3.0	46.2	74.0	-27.8	Peak	Horizontal
	4825.0	53.8	-8.7	45.1	74.0	-28.9	Peak	Vertical
	7621.5	48.6	-5.4	43.2	74.0	-30.8	Peak	Vertical
	11429.5	49.4	-2.8	46.6	74.0	-27.4	Peak	Vertical
06	4876.0	67.1	-8.6	58.5	74.0	-15.5	Peak	Horizontal
	4876.0	57.9	-8.6	49.3	54.0	-4.7	Average	Horizontal
	7307.0	68.9	-5.7	63.2	74.0	-10.8	Peak	Horizontal
	7307.0	59.5	-5.7	53.8	54.0	-0.2	Average	Horizontal
	15968.5	46.0	4.0	50.0	74.0	-24.0	Peak	Horizontal
	4876.0	62.9	-8.6	54.3	74.0	-19.7	Peak	Vertical
	4876.0	56.2	-8.6	47.6	54.0	-6.4	Average	Vertical
	7315.5	63.9	-5.7	58.2	74.0	-15.8	Peak	Vertical
	7315.5	56.5	-5.7	50.8	54.0	-3.2	Average	Vertical
	12194.5	51.3	-2.9	48.4	74.0	-25.6	Peak	Vertical
	12194.5	41.6	-2.9	38.7	54.0	-15.3	Average	Vertical
11	4927.0	53.3	-8.5	44.8	74.0	-29.2	Peak	Horizontal
	7392.0	52.0	-5.6	46.4	74.0	-27.6	Peak	Horizontal
	11650.5	48.7	-2.9	45.8	74.0	-28.2	Peak	Horizontal
	4927.0	52.0	-8.5	43.5	74.0	-30.5	Peak	Vertical
	8403.5	48.0	-4.3	43.7	74.0	-30.3	Peak	Vertical
	12194.5	49.0	-2.9	46.1	74.0	-27.9	Peak	Vertical

Note: Measure Level (dBμV/m) = Reading Level (dBμV) + Factor (dB/m)

Factor (dB/m) = Cable Loss (dB) + Antenna Factor (dB/m) - Pre_Amplifier Gain (dB)

Test Site	SIP-AC3	Test Engineer	Mero Zhou
Test Date	2022/04/18	Test Mode:	802.11n-HT40
Remark	1. Average measurement was not performed if peak level lower than average limit. 2. Other frequency was 20dB below limit line within 1-18GHz, there is not show in the report.		

Test Channel	Frequency (MHz)	Reading Level (dBμV)	Factor (dB/m)	Measure Level (dBμV/m)	Limit (dBμV/m)	Margin (dB)	Detector	Polarization
03	4978.0	49.5	-8.3	41.2	74.0	-32.8	Peak	Horizontal
	7426.0	49.1	-5.5	43.6	74.0	-30.4	Peak	Horizontal
	11404.0	48.5	-3.0	45.5	74.0	-28.5	Peak	Horizontal
	4995.0	50.0	-8.4	41.6	74.0	-32.4	Peak	Vertical
	7706.5	50.2	-5.4	44.8	74.0	-29.2	Peak	Vertical
	11650.5	49.6	-2.9	46.7	74.0	-27.3	Peak	Vertical
06	4867.5	65.0	-8.6	56.4	74.0	-17.6	Peak	Horizontal
	4867.5	56.1	-8.6	47.5	54.0	-6.5	Average	Horizontal
	7315.5	67.3	-5.7	61.6	74.0	-12.4	Peak	Horizontal
	7315.5	57.9	-5.7	52.2	54.0	-1.8	Average	Horizontal
	15475.5	46.0	3.9	49.9	74.0	-24.1	Peak	Horizontal
	4876.0	61.5	-8.6	52.9	74.0	-21.1	Peak	Vertical
	4876.0	53.7	-8.6	45.1	54.0	-8.9	Average	Vertical
	7307.0	61.2	-5.7	55.5	74.0	-18.5	Peak	Vertical
	7307.0	54.0	-5.7	48.3	54.0	-5.7	Average	Vertical
	15688.0	46.6	3.6	50.2	74.0	-23.8	Peak	Vertical
09	4986.5	49.8	-8.3	41.5	74.0	-32.5	Peak	Horizontal
	7366.5	50.3	-5.7	44.6	74.0	-29.4	Peak	Horizontal
	11608.0	49.4	-2.9	46.5	74.0	-27.5	Peak	Horizontal
	4901.5	49.3	-8.7	40.6	74.0	-33.4	Peak	Vertical
	7630.0	48.3	-5.4	42.9	74.0	-31.1	Peak	Vertical
	11353.0	48.7	-2.8	45.9	74.0	-28.1	Peak	Vertical

Note: Measure Level (dBμV/m) = Reading Level (dBμV) + Factor (dB/m)

Factor (dB/m) = Cable Loss (dB) + Antenna Factor (dB/m) - Pre_Amplifier Gain (dB)

Test Site	SIP-AC3	Test Engineer	Mero Zhou
Test Date	2022/04/18	Test Mode	802.11ax-HE20
Remark	1. Average measurement was not performed if peak level lower than average limit. 2. Other frequency was 20dB below limit line within 1-18GHz, there is not show in the report.		

Test Channel	Frequency (MHz)	Reading Level (dBμV)	Factor (dB/m)	Measure Level (dBμV/m)	Limit (dBμV/m)	Margin (dB)	Detector	Polarization
01	4816.5	53.9	-8.7	45.2	74.0	-28.8	Peak	Horizontal
	7621.5	49.4	-5.4	44.0	74.0	-30.0	Peak	Horizontal
	11361.5	49.3	-2.8	46.5	74.0	-27.5	Peak	Horizontal
	4825.0	52.5	-8.7	43.8	74.0	-30.2	Peak	Vertical
	7655.5	49.1	-5.5	43.6	74.0	-30.4	Peak	Vertical
	11973.5	48.8	-3.0	45.8	74.0	-28.2	Peak	Vertical
06	4876.0	66.5	-8.6	57.9	74.0	-16.1	Peak	Horizontal
	4876.0	56.1	-8.6	47.5	54.0	-6.5	Average	Horizontal
	7298.5	67.5	-5.7	61.8	74.0	-12.2	Peak	Horizontal
	7298.5	59.5	-5.7	53.8	54.0	-0.2	Average	Horizontal
	15841.0	45.5	3.6	49.1	74.0	-24.9	Peak	Horizontal
	4884.5	62.9	-8.6	54.3	74.0	-19.7	Peak	Vertical
	4884.5	55.9	-8.6	47.3	54.0	-6.7	Average	Vertical
	7307.0	63.4	-5.7	57.7	74.0	-16.3	Peak	Vertical
	7307.0	56.4	-5.7	50.7	54.0	-3.3	Average	Vertical
	15824.0	47.3	3.4	50.7	74.0	-23.3	Peak	Vertical
11	4927.0	51.1	-8.5	42.6	74.0	-31.4	Peak	Horizontal
	8310.0	49.1	-4.3	44.8	74.0	-29.2	Peak	Horizontal
	11880.0	49.4	-3.0	46.4	74.0	-27.6	Peak	Horizontal
	4918.5	50.8	-8.6	42.2	74.0	-31.8	Peak	Vertical
	8378.0	48.3	-4.2	44.1	74.0	-29.9	Peak	Vertical
	10936.5	48.2	-2.5	45.7	74.0	-28.3	Peak	Vertical

Note: Measure Level (dBμV/m) = Reading Level (dBμV) + Factor (dB/m)

Factor (dB/m) = Cable Loss (dB) + Antenna Factor (dB/m) - Pre_Amplifier Gain (dB)

Test Site	SIP-AC3	Test Engineer	Mero Zhou
Test Date	2022/04/18	Test Mode:	802.11ax-HE40
Remark	1. Average measurement was not performed if peak level lower than average limit. 2. Other frequency was 20dB below limit line within 1-18GHz, there is not show in the report.		

Test Channel	Frequency (MHz)	Reading Level (dBμV)	Factor (dB/m)	Measure Level (dBμV/m)	Limit (dBμV/m)	Margin (dB)	Detector	Polarization
03	4842.0	50.6	-8.7	41.9	74.0	-32.1	Peak	Horizontal
	7570.5	49.4	-5.5	43.9	74.0	-30.1	Peak	Horizontal
	11591.0	48.9	-2.9	46.0	74.0	-28.0	Peak	Horizontal
	4850.5	49.4	-8.6	40.8	74.0	-33.2	Peak	Vertical
	8259.0	47.9	-4.3	43.6	74.0	-30.4	Peak	Vertical
	11336.0	48.4	-2.9	45.5	74.0	-28.5	Peak	Vertical
06	4859.0	61.4	-8.6	52.8	74.0	-21.2	Peak	Horizontal
	4859.0	56.6	-8.6	48.0	54.0	-6.0	Average	Horizontal
	7307.0	62.6	-5.7	56.9	74.0	-17.1	Peak	Horizontal
	7307.0	57.8	-5.7	52.1	54.0	-1.9	Average	Horizontal
	15883.5	46.8	3.8	50.6	74.0	-23.4	Peak	Horizontal
	4876.0	61.2	-8.6	52.6	74.0	-21.4	Peak	Vertical
	4876.0	52.3	-8.6	43.7	54.0	-10.3	Average	Vertical
	7315.5	61.3	-5.7	55.6	74.0	-18.4	Peak	Vertical
	7315.5	54.5	-5.7	48.8	54.0	-5.2	Average	Vertical
	15637.0	47.0	3.7	50.7	74.0	-23.3	Peak	Vertical
09	4901.5	50.5	-8.7	41.8	74.0	-32.2	Peak	Horizontal
	7451.5	48.3	-5.6	42.7	74.0	-31.3	Peak	Horizontal
	11608.0	48.8	-2.9	45.9	74.0	-28.1	Peak	Horizontal
	4910.0	49.4	-8.7	40.7	74.0	-33.3	Peak	Vertical
	7689.5	49.3	-5.3	44.0	74.0	-30.0	Peak	Vertical
	11446.5	48.0	-2.9	45.1	74.0	-28.9	Peak	Vertical

Note: Measure Level (dBμV/m) = Reading Level (dBμV) + Factor (dB/m)

Factor (dB/m) = Cable Loss (dB) + Antenna Factor (dB/m) - Pre_Amplifier Gain (dB)

Radiated Spurious Emission for below 1GHz:

Site: SIP-AC2	Time: 2022/04/20
Limit: FCC_Part15.209_RSE(3m)	Engineer: Allen Zou
Probe: SIP-AC2_VULB 9168_30-1000MHz	Polarity: Horizontal
EUT: Dual-Band Wireless AX1800 Gigabit Ethernet Gateway	Power: AC 120V/60Hz
Test Mode: Transmit at 2412MHz by 802.11b	

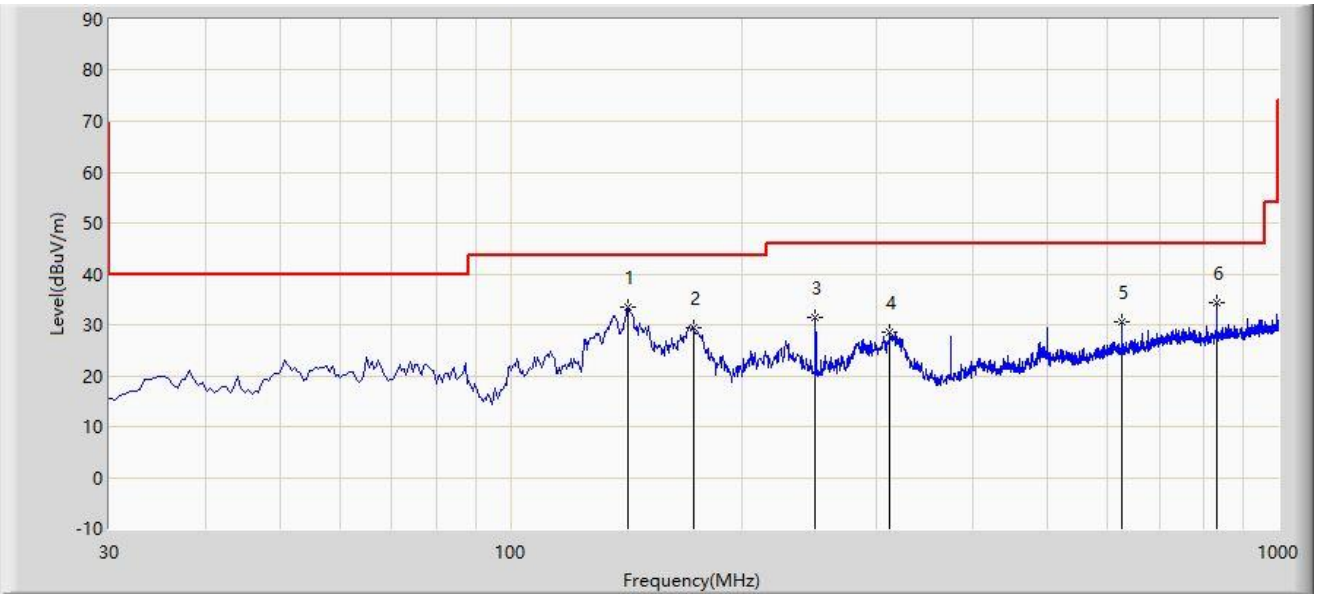

No	Flag	Mark	Frequency (MHz)	Measure Level (dBμV/m)	Reading Level (dBμV)	Margin (dB)	Limit (dBμV/m)	Factor (dB/m)	Type
1		*	142.035	33.429	15.149	-10.071	43.500	18.280	PK
2			173.560	29.351	11.512	-14.149	43.500	17.839	PK
3			249.705	31.474	14.052	-14.526	46.000	17.422	PK
4			311.785	28.601	9.197	-17.399	46.000	19.404	PK
5			625.095	30.469	3.892	-15.531	46.000	26.577	PK
6			831.705	34.396	4.884	-11.604	46.000	29.512	PK

Note 1: Measure Level (dBμV/m) = Reading Level (dBμV) + Factor (dB/m)

Factor (dB/m) = Cable Loss (dB) + Antenna Factor (dB/m).

Note 2: QP measurement was not performed when peak measure level was lower than the QP limit.

Note 3: The amplitude of radiated emissions (frequency range from 9kHz ~ 30MHz, 18GHz to 25GHz) is that proximity to ambient noise, which also are attenuated more than 20 dB below the permissible value. Therefore, the data is not presented in the report.

Site: SIP-AC2	Time: 2022/04/20
Limit: FCC_Part15.209_RSE(3m)	Engineer: Allen Zou
Probe: SIP-AC2_VULB 9168_30-1000MHz	Polarity: Vertical
EUT: Dual-Band Wireless AX1800 Gigabit Ethernet Gateway	Power: AC 120V/60Hz
Test Mode: Transmit at 2412MHz by 802.11b	

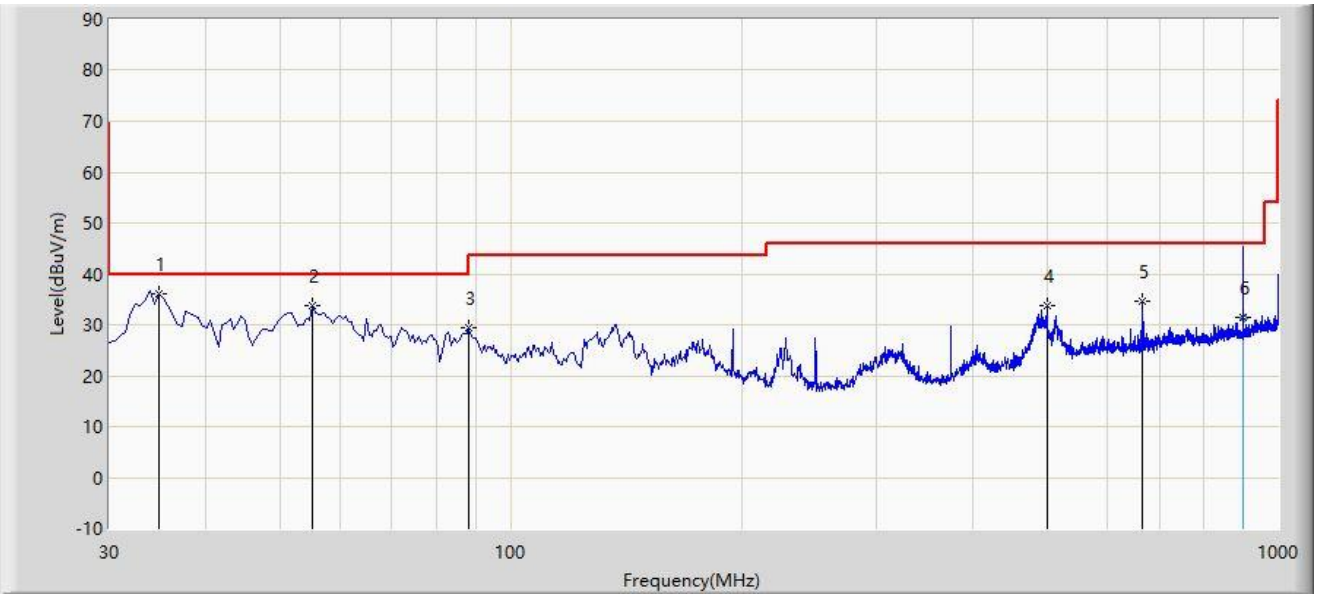

No	Flag	Mark	Frequency (MHz)	Measure Level (dBμV/m)	Reading Level (dBμV)	Margin (dB)	Limit (dBμV/m)	Factor (dB/m)	Type
1		*	34.850	36.198	18.654	-3.802	40.000	17.544	PK
2			55.220	33.864	15.546	-6.136	40.000	18.318	PK
3			88.200	29.517	16.501	-13.983	43.500	13.016	PK
4			499.965	33.862	10.237	-12.138	46.000	23.625	PK
5			666.320	34.574	8.088	-11.426	46.000	26.486	PK
6			901.060	31.551	1.640	-14.449	46.000	29.911	QP

Note 1: Measure Level (dBμV/m) = Reading Level (dBμV) + Factor (dB/m)

Factor (dB/m) = Cable Loss (dB) + Antenna Factor (dB/m).

Note 2: QP measurement was not performed when peak measure level was lower than the QP limit.

Note 3: The amplitude of radiated emissions (frequency range from 9kHz ~ 30MHz, 18GHz to 25GHz) is that proximity to ambient noise, which also are attenuated more than 20 dB below the permissible value. Therefore, the data is not presented in the report.

A.7 Radiated Restricted Band Edge Test Result

Site: SIP-AC3	Time: 2022/04/18 - 17:22
Limit: FCC_Part15_Band Edge(3m)	Engineer: Mero Zhou
Probe: SIP-AC3_HF907_102861_1-18GHz	Polarity: Horizontal
EUT: Dual-Band Wireless AX1800 Gigabit Ethernet Gateway	Power: AC 120V/60Hz
Test Mode: Transmit at 2412MHz by 802.11b	

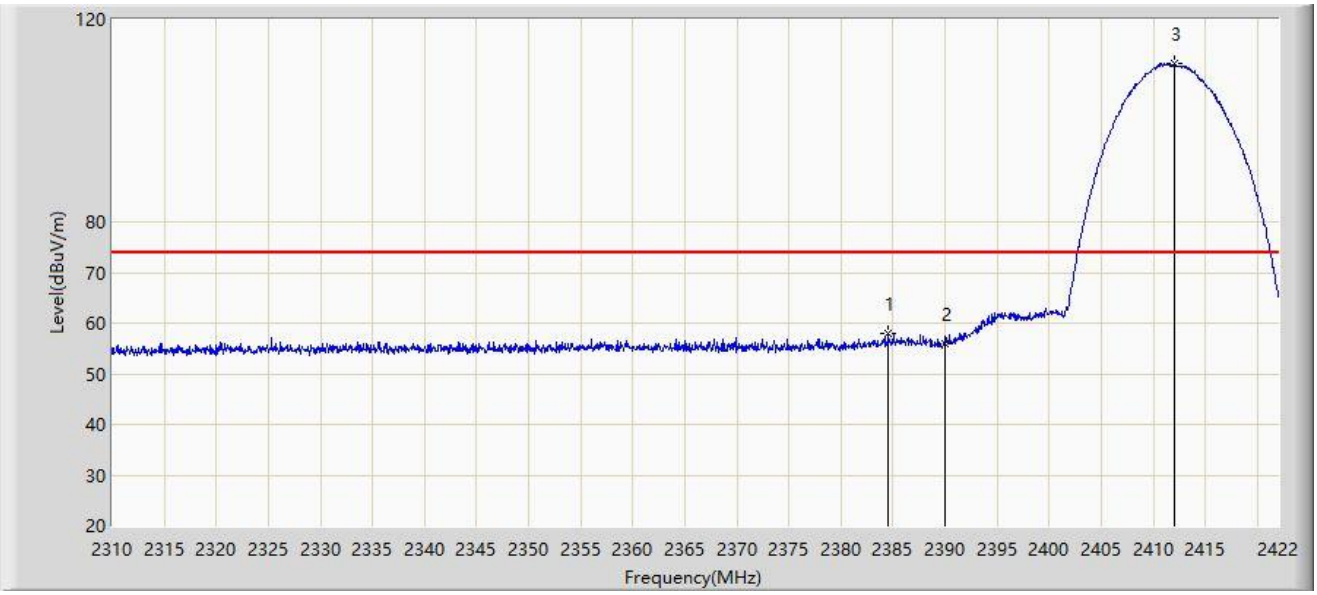

No	Flag	Mark	Frequency (MHz)	Measure Level (dBμV/m)	Reading Level (dBμV)	Margin (dB)	Limit (dBμV/m)	Factor (dB/m)	Type
1			2384.592	57.982	26.076	-16.018	74.000	31.906	PK
2			2390.000	56.038	24.099	-17.962	74.000	31.939	PK
3		*	2412.088	111.202	79.115	N/A	N/A	32.087	PK

Note: Measure Level (dBμV/m) = Reading Level (dBμV) + Factor (dB/m)

Factor (dB/m) = Cable Loss (dB) + Antenna Factor (dB/m).

Site: SIP-AC3	Time: 2022/04/18 - 17:11
Limit: FCC_Part15_Band Edge(3m)	Engineer: Mero Zhou
Probe: SIP-AC3_HF907_102861_1-18GHz	Polarity: Horizontal
EUT: Dual-Band Wireless AX1800 Gigabit Ethernet Gateway	Power: AC 120V/60Hz
Test Mode: Transmit at 2412MHz by 802.11b	

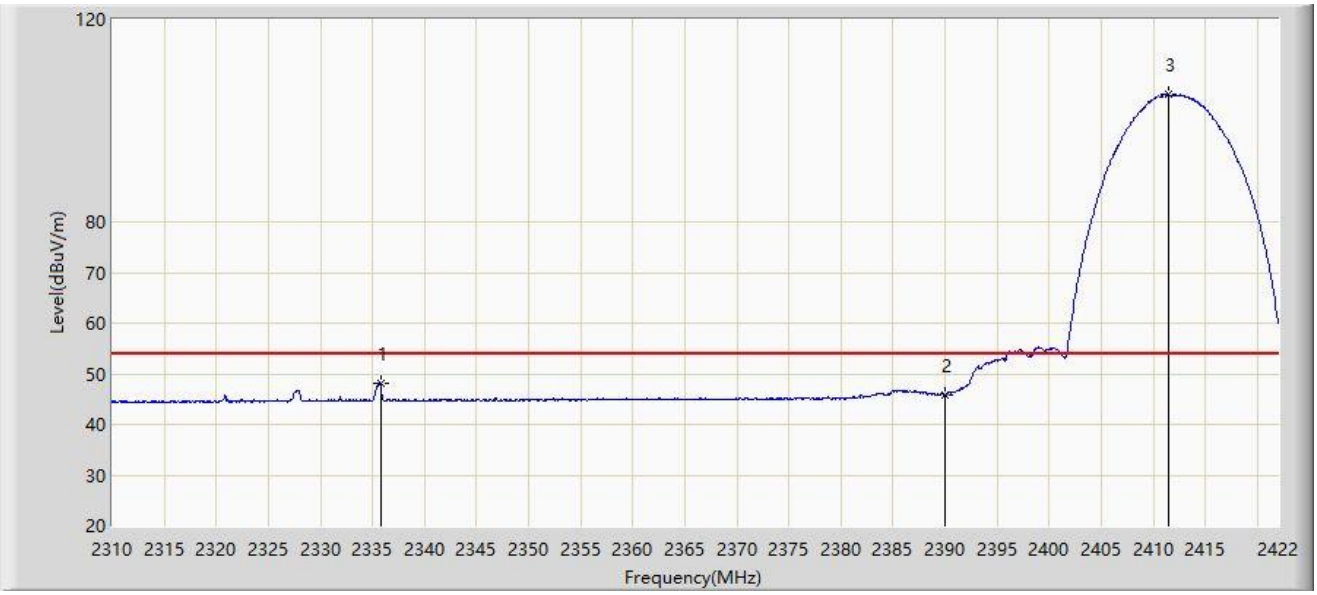

No	Flag	Mark	Frequency (MHz)	Measure Level (dBμV/m)	Reading Level (dBμV)	Margin (dB)	Limit (dBμV/m)	Factor (dB/m)	Type
1			2335.760	48.159	16.364	-5.841	54.000	31.795	AV
2			2390.000	45.879	13.940	-8.121	54.000	31.939	AV
3		*	2411.472	105.275	73.187	N/A	N/A	32.088	AV

Note: Measure Level (dBμV/m) = Reading Level (dBμV) + Factor (dB/m)

Factor (dB/m) = Cable Loss (dB) + Antenna Factor (dB/m).

Site: SIP-AC3	Time: 2022/04/18 - 17:29
Limit: FCC_Part15_Band Edge(3m)	Engineer: Mero Zhou
Probe: SIP-AC3_HF907_102861_1-18GHz	Polarity: Vertical
EUT: Dual-Band Wireless AX1800 Gigabit Ethernet Gateway	Power: AC 120V/60Hz
Test Mode: Transmit at 2412MHz by 802.11b	

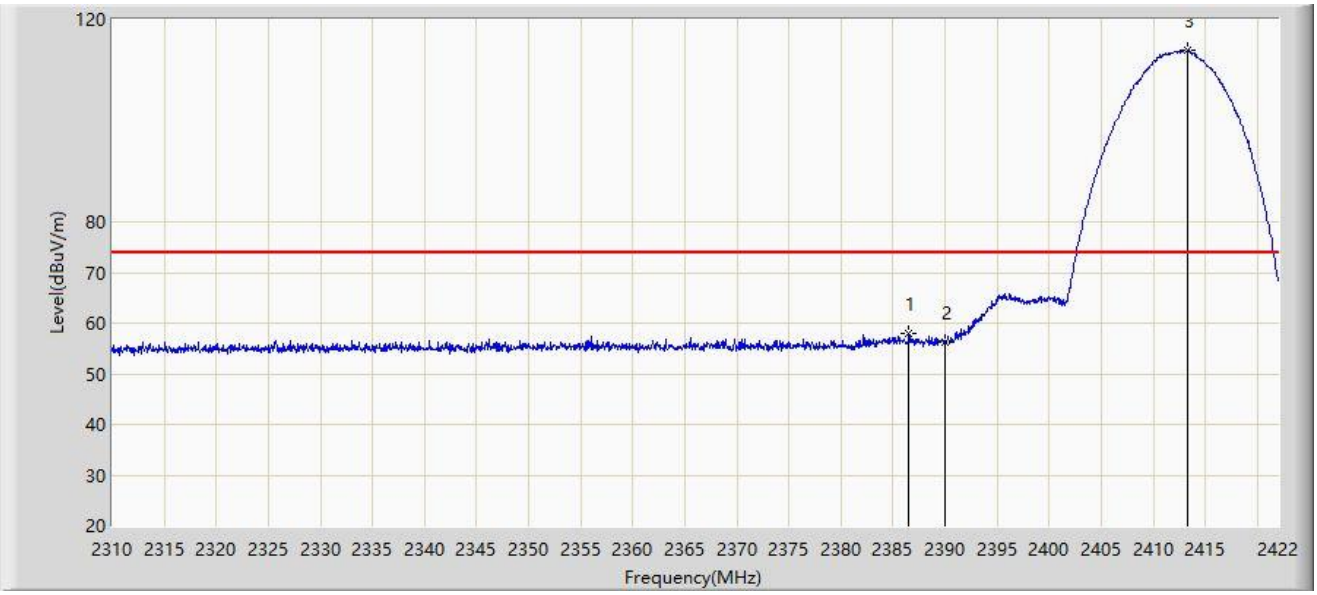

No	Flag	Mark	Frequency (MHz)	Measure Level (dBμV/m)	Reading Level (dBμV)	Margin (dB)	Limit (dBμV/m)	Factor (dB/m)	Type
1			2386.552	57.837	25.919	-16.163	74.000	31.919	PK
2			2390.000	56.299	24.360	-17.701	74.000	31.939	PK
3		*	2413.320	113.773	81.688	N/A	N/A	32.086	PK

Note: Measure Level (dBμV/m) = Reading Level (dBμV) + Factor (dB/m)

Factor (dB/m) = Cable Loss (dB) + Antenna Factor (dB/m).

Site: SIP-AC3	Time: 2022/04/18 - 17:24
Limit: FCC_Part15_Band Edge(3m)	Engineer: Mero Zhou
Probe: SIP-AC3_HF907_102861_1-18GHz	Polarity: Vertical
EUT: Dual-Band Wireless AX1800 Gigabit Ethernet Gateway	Power: AC 120V/60Hz
Test Mode: Transmit at 2412MHz by 802.11b	

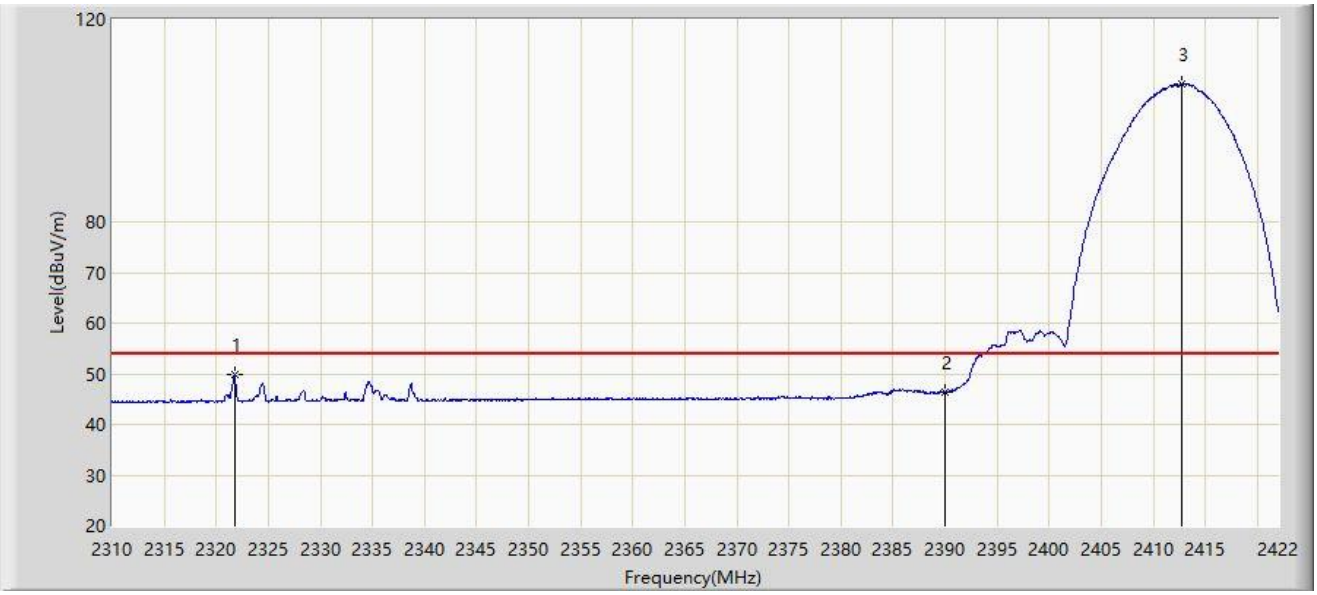

No	Flag	Mark	Frequency (MHz)	Measure Level (dBμV/m)	Reading Level (dBμV)	Margin (dB)	Limit (dBμV/m)	Factor (dB/m)	Type
1			2321.760	49.742	17.977	-4.258	54.000	31.766	AV
2			2390.000	46.376	14.437	-7.624	54.000	31.939	AV
3		*	2412.704	107.314	75.228	N/A	N/A	32.087	AV

Note: Measure Level (dBμV/m) = Reading Level (dBμV) + Factor (dB/m)

Factor (dB/m) = Cable Loss (dB) + Antenna Factor (dB/m).

Site: SIP-AC3	Time: 2022/04/18 - 17:38
Limit: FCC_Part15_Band Edge(3m)	Engineer: Mero Zhou
Probe: SIP-AC3_HF907_102861_1-18GHz	Polarity: Horizontal
EUT: Dual-Band Wireless AX1800 Gigabit Ethernet Gateway	Power: AC 120V/60Hz
Test Mode: Transmit at 2462MHz by 802.11b	

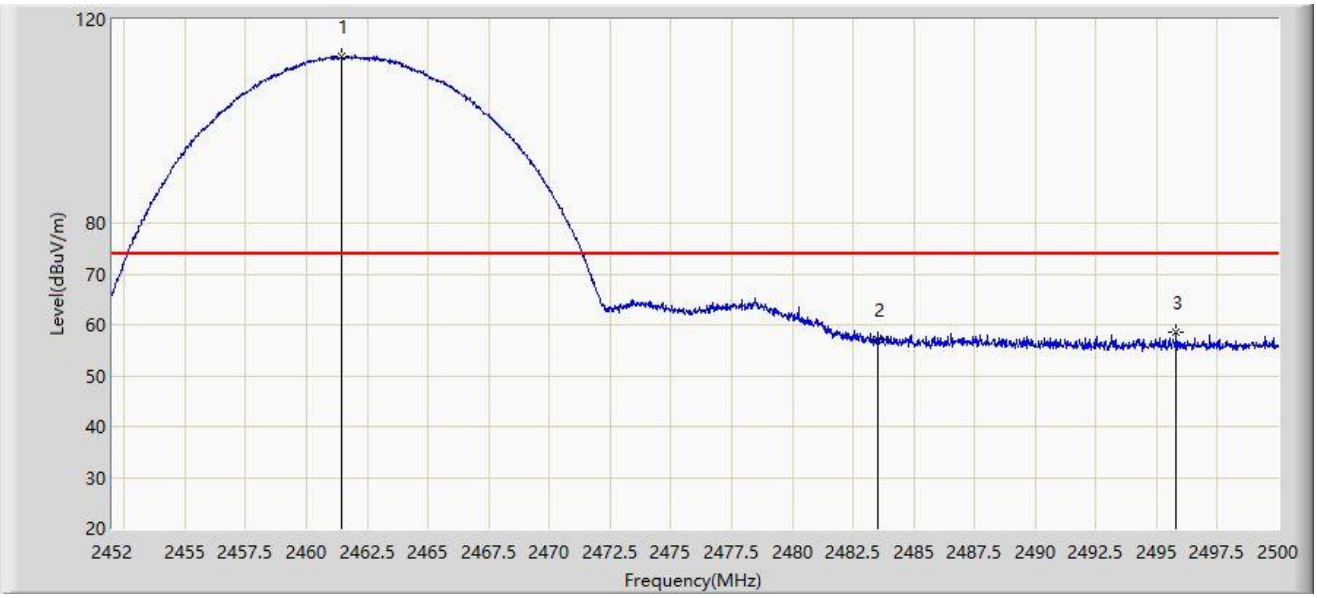

No	Flag	Mark	Frequency (MHz)	Measure Level (dBμV/m)	Reading Level (dBμV)	Margin (dB)	Limit (dBμV/m)	Factor (dB/m)	Type
1		*	2461.456	112.745	80.523	N/A	N/A	32.222	PK
2			2483.500	57.040	24.725	-16.960	74.000	32.315	PK
3			2495.800	58.644	26.267	-15.356	74.000	32.377	PK

Note: Measure Level (dBμV/m) = Reading Level (dBμV) + Factor (dB/m)

Factor (dB/m) = Cable Loss (dB) + Antenna Factor (dB/m).

Site: SIP-AC3	Time: 2022/04/18 - 17:32
Limit: FCC_Part15_Band Edge(3m)	Engineer: Mero Zhou
Probe: SIP-AC3_HF907_102861_1-18GHz	Polarity: Horizontal
EUT: Dual-Band Wireless AX1800 Gigabit Ethernet Gateway	Power: AC 120V/60Hz
Test Mode: Transmit at 2462MHz by 802.11b	

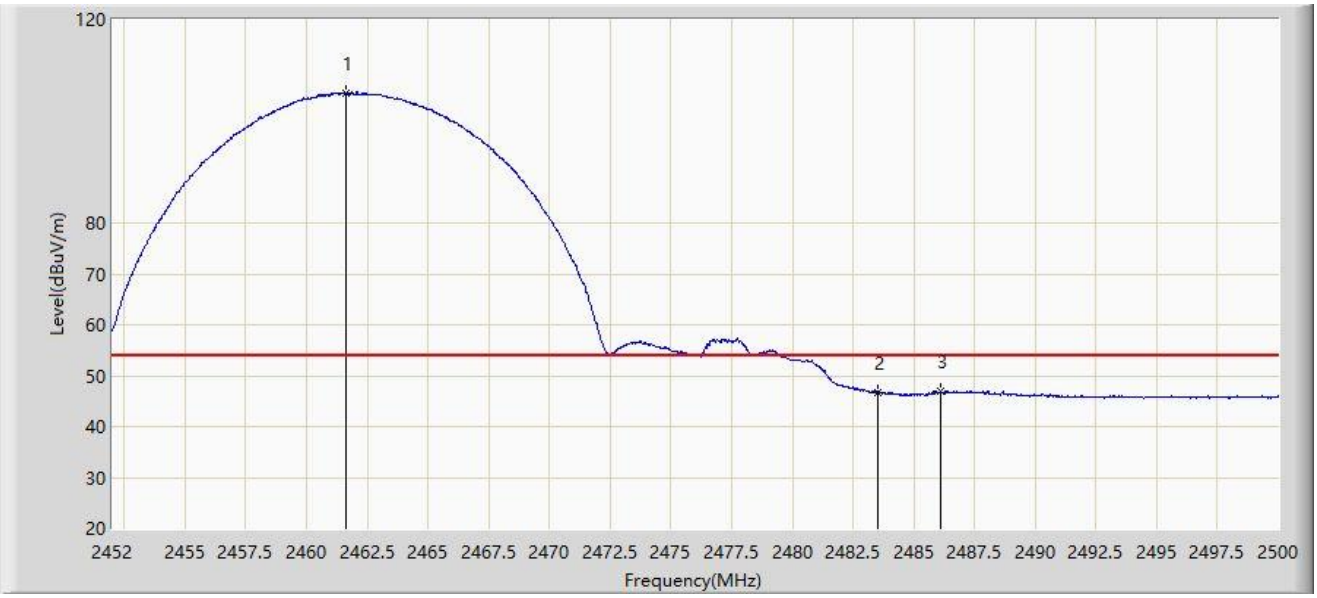

No	Flag	Mark	Frequency (MHz)	Measure Level (dBμV/m)	Reading Level (dBμV)	Margin (dB)	Limit (dBμV/m)	Factor (dB/m)	Type
1		*	2461.600	105.591	73.368	N/A	N/A	32.223	AV
2			2483.500	46.666	14.351	-7.334	54.000	32.315	AV
3			2486.128	47.006	14.678	-6.994	54.000	32.328	AV

Note: Measure Level (dBμV/m) = Reading Level (dBμV) + Factor (dB/m)

Factor (dB/m) = Cable Loss (dB) + Antenna Factor (dB/m).

Site: SIP-AC3	Time: 2022/04/18 - 17:45
Limit: FCC_Part15_Band Edge(3m)	Engineer: Mero Zhou
Probe: SIP-AC3_HF907_102861_1-18GHz	Polarity: Vertical
EUT: Dual-Band Wireless AX1800 Gigabit Ethernet Gateway	Power: AC 120V/60Hz
Test Mode: Transmit at 2462MHz by 802.11b	

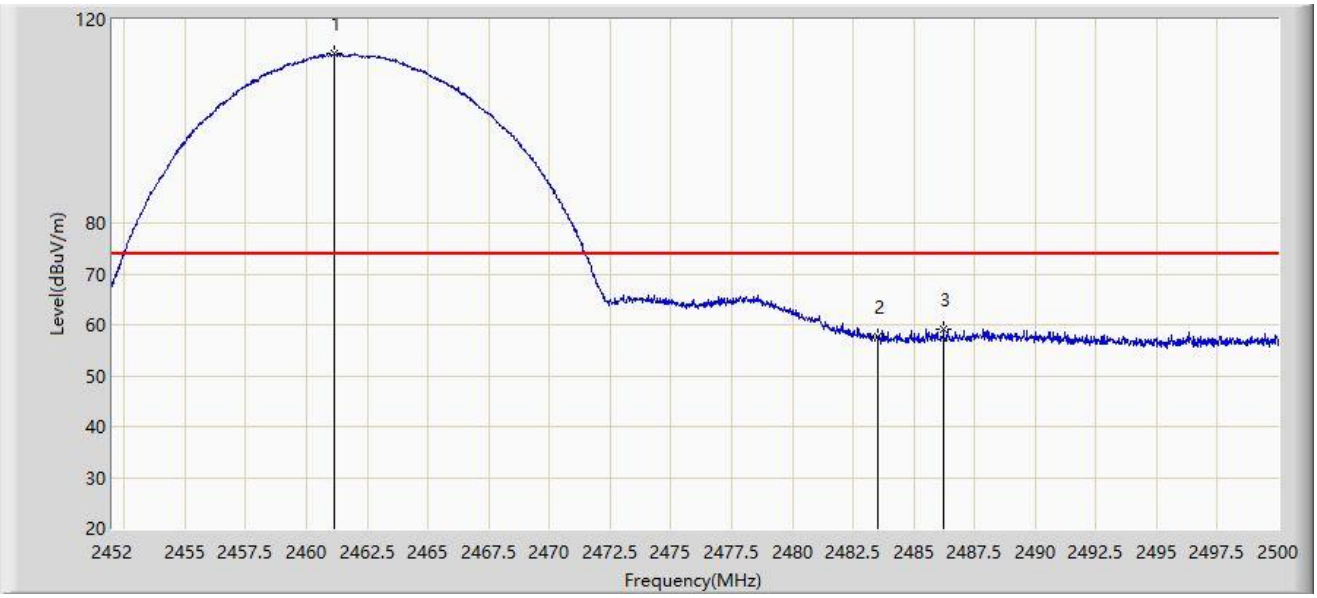

No	Flag	Mark	Frequency (MHz)	Measure Level (dBμV/m)	Reading Level (dBμV)	Margin (dB)	Limit (dBμV/m)	Factor (dB/m)	Type
1		*	2461.120	113.321	81.102	N/A	N/A	32.220	PK
2			2483.500	57.737	25.422	-16.263	74.000	32.315	PK
3			2486.224	59.201	26.872	-14.799	74.000	32.329	PK

Note: Measure Level (dBμV/m) = Reading Level (dBμV) + Factor (dB/m)

Factor (dB/m) = Cable Loss (dB) + Antenna Factor (dB/m).

Site: SIP-AC3	Time: 2022/04/18 - 17:39
Limit: FCC_Part15_Band Edge(3m)	Engineer: Mero Zhou
Probe: SIP-AC3_HF907_102861_1-18GHz	Polarity: Vertical
EUT: Dual-Band Wireless AX1800 Gigabit Ethernet Gateway	Power: AC 120V/60Hz
Test Mode: Transmit at 2462MHz by 802.11b	

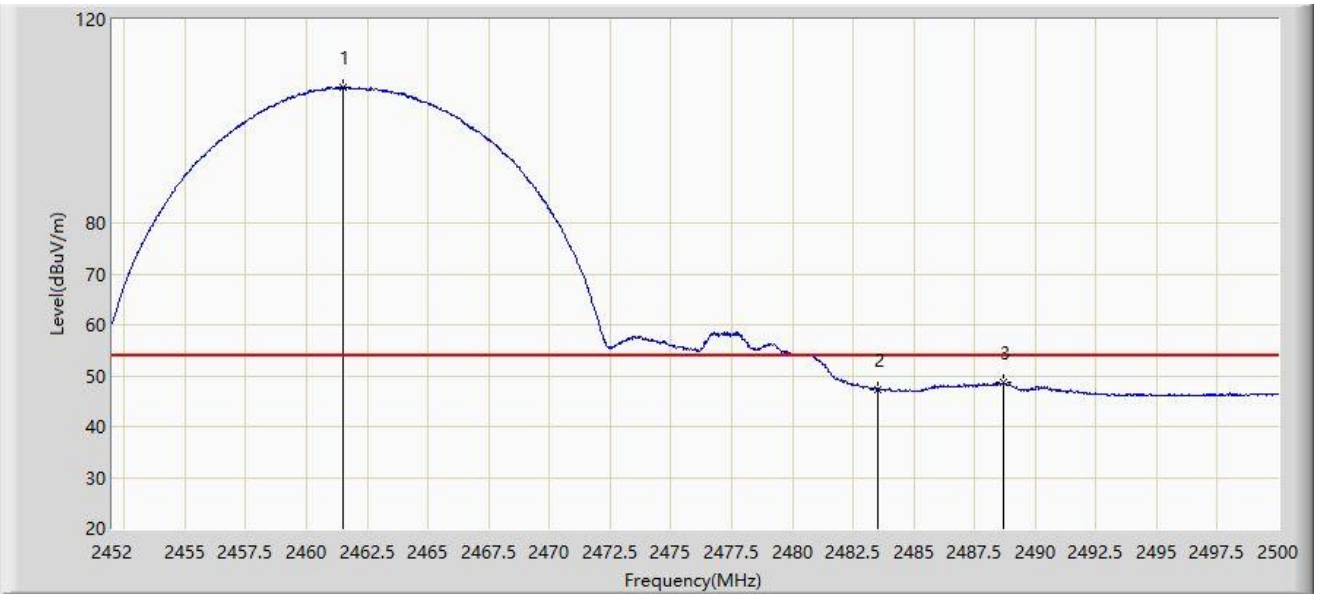

No	Flag	Mark	Frequency (MHz)	Measure Level (dBμV/m)	Reading Level (dBμV)	Margin (dB)	Limit (dBμV/m)	Factor (dB/m)	Type
1		*	2461.528	106.689	74.467	N/A	N/A	32.222	AV
2			2483.500	47.338	15.023	-6.662	54.000	32.315	AV
3			2488.720	48.738	16.397	-5.262	54.000	32.341	AV

Note: Measure Level (dBμV/m) = Reading Level (dBμV) + Factor (dB/m)

Factor (dB/m) = Cable Loss (dB) + Antenna Factor (dB/m).

Site: SIP-AC3	Time: 2022/04/07 - 21:46
Limit: FCC_Part15_Band Edge(3m)	Engineer: Allen Zou
Probe: SIP-AC3_HF907_102861_1-18GHz	Polarity: Horizontal
EUT: Dual-Band Wireless AX1800 Gigabit Ethernet Gateway	Power: AC 120V/60Hz
Test Mode: Transmit at 2412MHz by 802.11g	

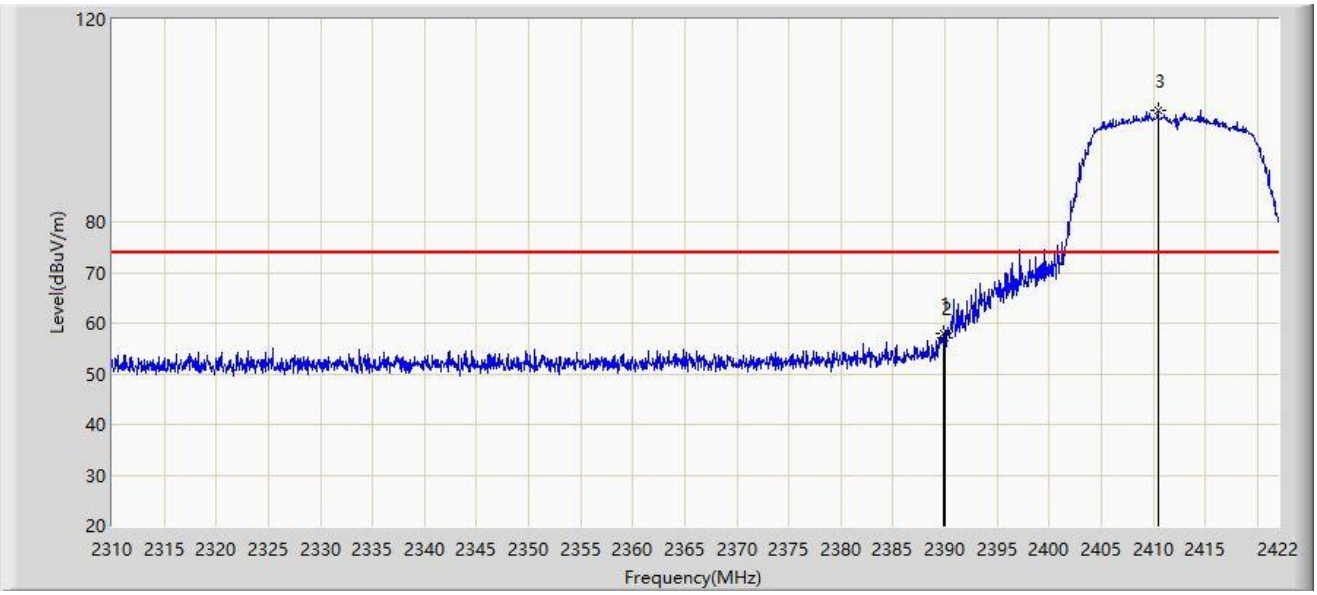

No	Flag	Mark	Frequency (MHz)	Measure Level (dBμV/m)	Reading Level (dBμV)	Margin (dB)	Limit (dBμV/m)	Factor (dB/m)	Type
1			2389.856	57.848	25.910	-16.152	74.000	31.938	PK
2			2390.000	57.211	25.272	-16.789	74.000	31.939	PK
3		*	2410.464	102.039	69.955	N/A	N/A	32.084	PK

Note: Measure Level (dBμV/m) = Reading Level (dBμV) + Factor (dB/m)

Factor (dB/m) = Cable Loss (dB) + Antenna Factor (dB/m).

Site: SIP-AC3	Time: 2022/04/07 - 21:48
Limit: FCC_Part15_Band Edge(3m)	Engineer: Allen Zou
Probe: SIP-AC3_HF907_102861_1-18GHz	Polarity: Horizontal
EUT: Dual-Band Wireless AX1800 Gigabit Ethernet Gateway	Power: AC 120V/60Hz
Test Mode: Transmit at 2412MHz by 802.11g	

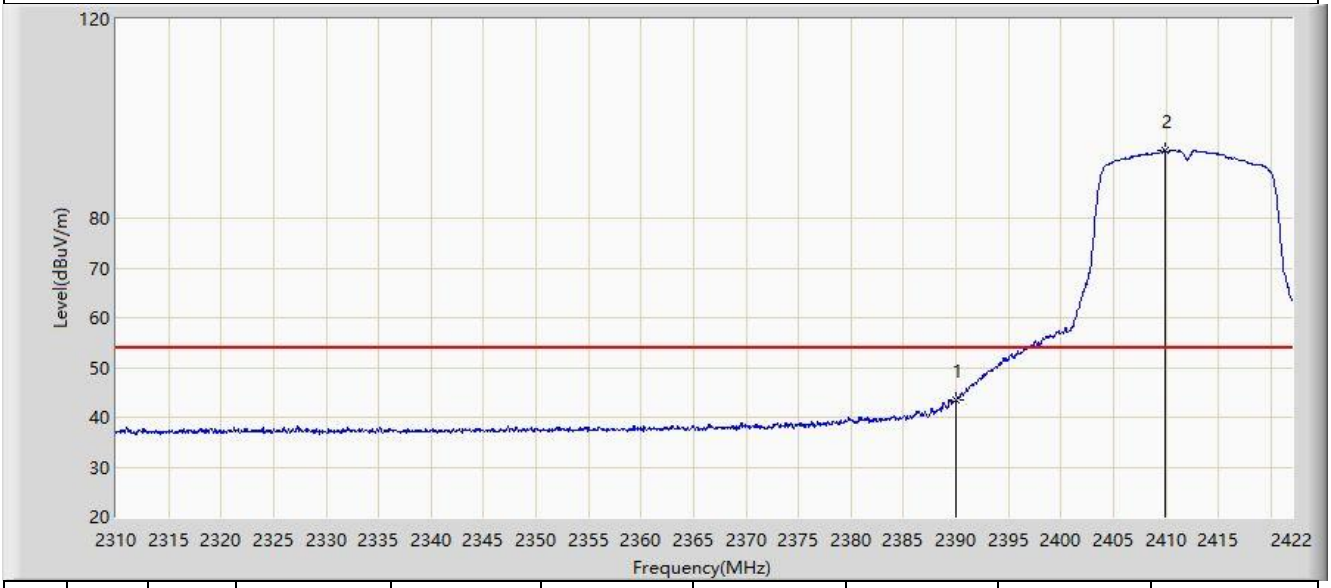

No	Flag	Mark	Frequency (MHz)	Measure Level (dBμV/m)	Reading Level (dBμV)	Margin (dB)	Limit (dBμV/m)	Factor (dB/m)	Type
1			2390.000	43.340	11.401	-10.660	54.000	31.939	AV
2		*	2409.904	93.504	61.424	N/A	N/A	32.080	AV

Note: Measure Level (dBμV/m) = Reading Level (dBμV) + Factor (dB/m)

Factor (dB/m) = Cable Loss (dB) + Antenna Factor (dB/m).

Site: SIP-AC3	Time: 2022/04/07 - 21:46
Limit: FCC_Part15_Band Edge(3m)	Engineer: Allen Zou
Probe: SIP-AC3_HF907_102861_1-18GHz	Polarity: Vertical
EUT: Dual-Band Wireless AX1800 Gigabit Ethernet Gateway	Power: AC 120V/60Hz
Test Mode: Transmit at 2412MHz by 802.11g	

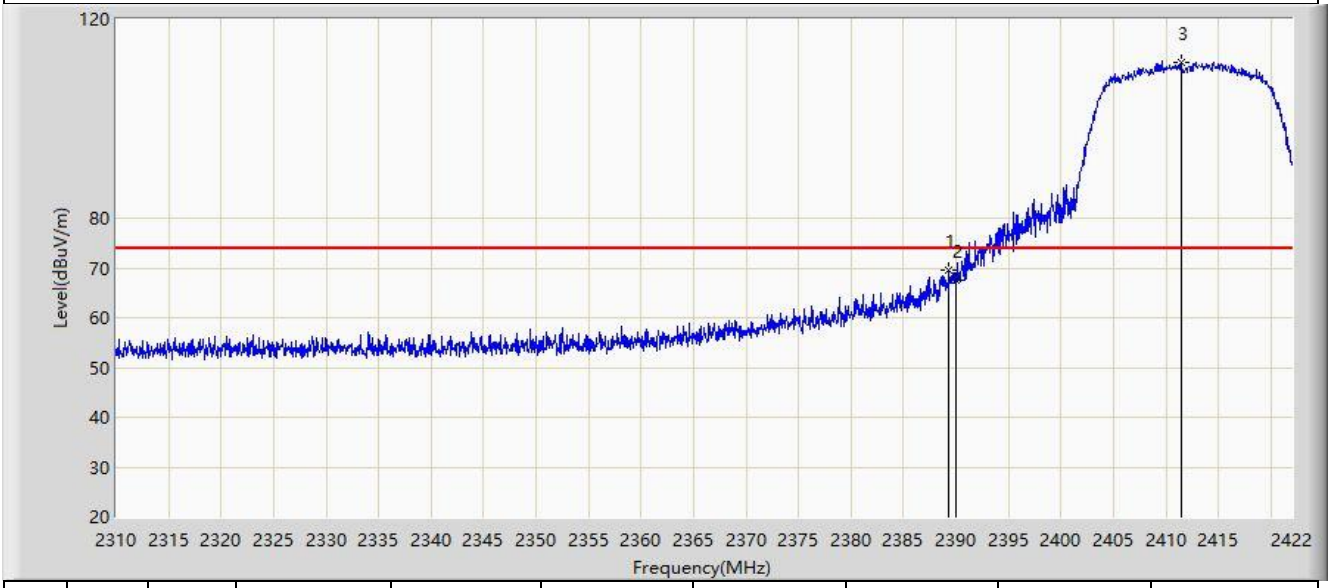

No	Flag	Mark	Frequency (MHz)	Measure Level (dBμV/m)	Reading Level (dBμV)	Margin (dB)	Limit (dBμV/m)	Factor (dB/m)	Type
1			2389.296	69.492	37.557	-4.508	74.000	31.935	PK
2			2390.000	67.632	35.693	-6.368	74.000	31.939	PK
3		*	2411.472	111.238	79.150	N/A	N/A	32.088	PK

Note: Measure Level (dBμV/m) = Reading Level (dBμV) + Factor (dB/m)

Factor (dB/m) = Cable Loss (dB) + Antenna Factor (dB/m).

Site: SIP-AC3	Time: 2022/04/07 - 21:45
Limit: FCC_Part15_Band Edge(3m)	Engineer: Allen Zou
Probe: SIP-AC3_HF907_102861_1-18GHz	Polarity: Vertical
EUT: Dual-Band Wireless AX1800 Gigabit Ethernet Gateway	Power: AC 120V/60Hz
Test Mode: Transmit at 2412MHz by 802.11g	

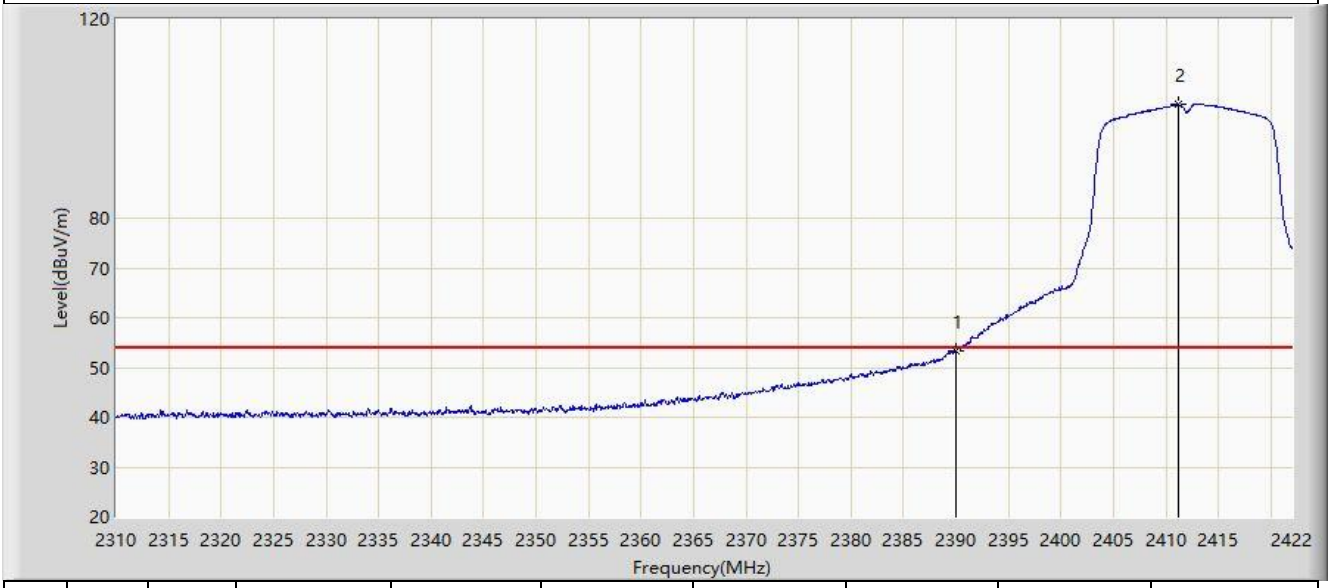

No	Flag	Mark	Frequency (MHz)	Measure Level (dBμV/m)	Reading Level (dBμV)	Margin (dB)	Limit (dBμV/m)	Factor (dB/m)	Type
1			2390.000	53.433	21.494	-0.567	54.000	31.939	AV
2		*	2411.136	102.835	70.747	N/A	N/A	32.088	AV

Note: Measure Level (dBμV/m) = Reading Level (dBμV) + Factor (dB/m)

Factor (dB/m) = Cable Loss (dB) + Antenna Factor (dB/m).

Site: SIP-AC3	Time: 2022/04/20 - 16:54
Limit: FCC_Part15_Band Edge(3m)	Engineer: Mero Zhou
Probe: SIP-AC3_HF907_102861_1-18GHz	Polarity: Vertical
EUT: Dual-Band Wireless AX1800 Gigabit Ethernet Gateway	Power: AC 120V/60Hz
Test Mode: Transmit at 2437MHz by 802.11g	

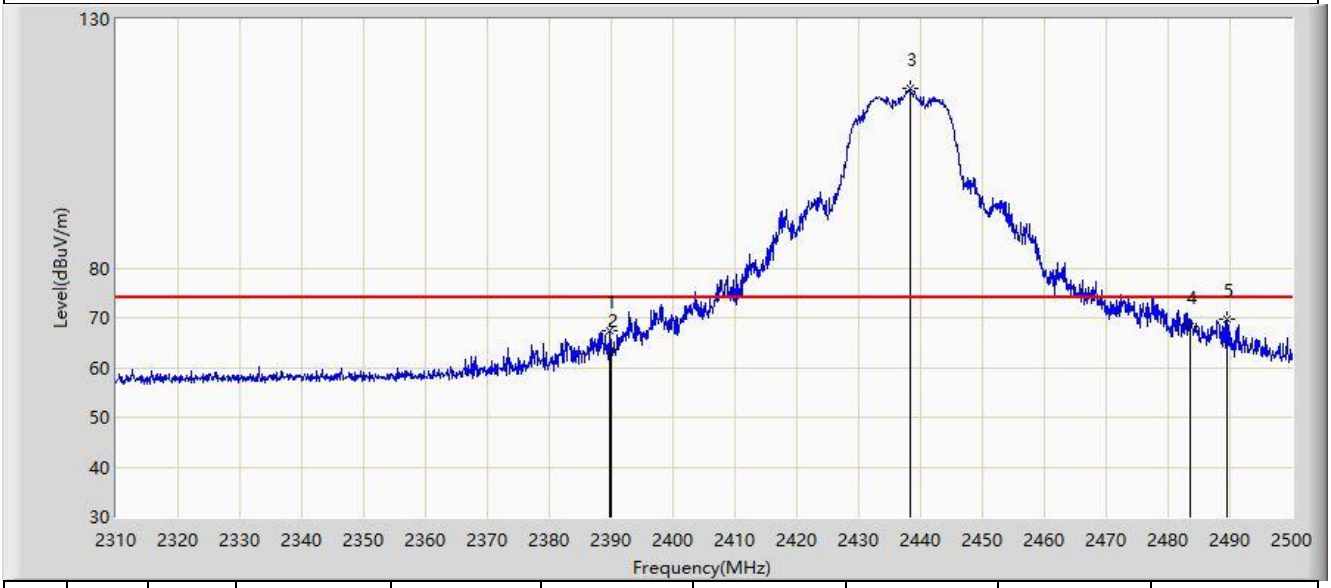

No	Flag	Mark	Frequency (MHz)	Measure Level (dBμV/m)	Reading Level (dBμV)	Margin (dB)	Limit (dBμV/m)	Factor (dB/m)	Type
1			2389.800	67.310	35.372	-6.690	74.000	31.938	PK
2			2390.000	63.536	31.597	-10.464	74.000	31.939	PK
3		*	2438.345	116.033	83.937	N/A	N/A	32.096	PK
4			2483.500	68.344	36.029	-5.656	74.000	32.315	PK
5			2489.550	69.693	37.347	-4.307	74.000	32.346	PK

Note: Measure Level (dBμV/m) = Reading Level (dBμV) + Factor (dB/m)

Factor (dB/m) = Cable Loss (dB) + Antenna Factor (dB/m).

Site: SIP-AC3	Time: 2022/04/20 - 16:53
Limit: FCC_Part15_Band Edge(3m)	Engineer: Allen Zou
Probe: SIP-AC3_HF907_102861_1-18GHz	Polarity: Vertical
EUT: Dual-Band Wireless AX1800 Gigabit Ethernet Gateway	Power: AC 120V/60Hz
Test Mode: Transmit at 2437MHz by 802.11g	

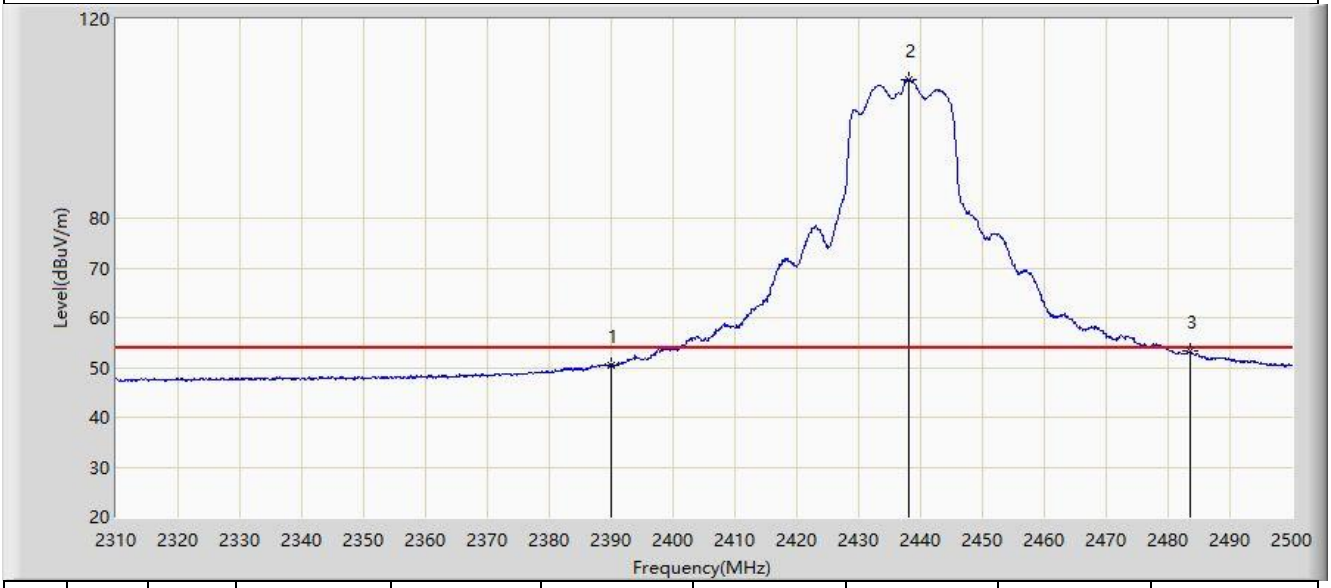

No	Flag	Mark	Frequency (MHz)	Measure Level (dBμV/m)	Reading Level (dBμV)	Margin (dB)	Limit (dBμV/m)	Factor (dB/m)	Type
1			2390.000	50.526	18.587	-3.474	54.000	31.939	AV
2		*	2438.155	107.908	75.813	N/A	N/A	32.095	AV
3			2483.500	53.224	20.909	-0.776	54.000	32.315	AV

Note: Measure Level (dBμV/m) = Reading Level (dBμV) + Factor (dB/m)

Factor (dB/m) = Cable Loss (dB) + Antenna Factor (dB/m).

Site: SIP-AC3	Time: 2022/04/20 - 17:11
Limit: FCC_Part15_Band Edge(3m)	Engineer: Allen Zou
Probe: SIP-AC3_HF907_102861_1-18GHz	Polarity: Vertical
EUT: Dual-Band Wireless AX1800 Gigabit Ethernet Gateway	Power: AC 120V/60Hz
Test Mode: Transmit at 2457MHz by 802.11g	

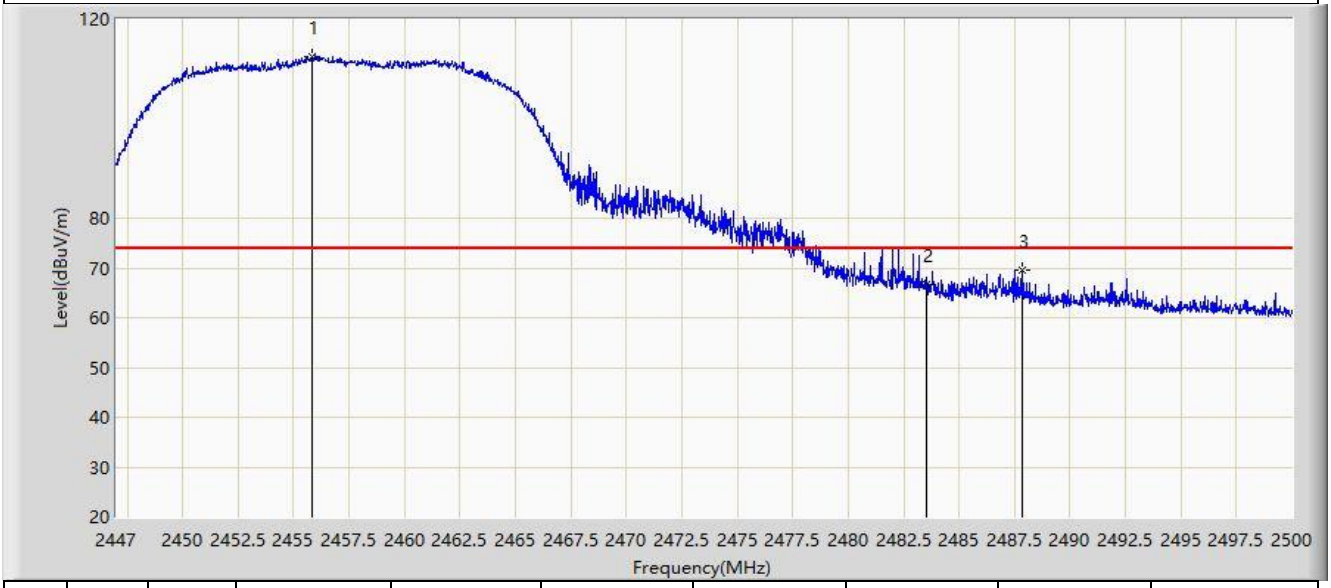

No	Flag	Mark	Frequency (MHz)	Measure Level (dBμV/m)	Reading Level (dBμV)	Margin (dB)	Limit (dBμV/m)	Factor (dB/m)	Type
1		*	2455.851	112.439	80.254	N/A	N/A	32.185	PK
2			2483.500	66.739	34.424	-7.261	74.000	32.315	PK
3			2487.863	69.649	37.312	-4.351	74.000	32.337	PK

Note: Measure Level (dBμV/m) = Reading Level (dBμV) + Factor (dB/m)

Factor (dB/m) = Cable Loss (dB) + Antenna Factor (dB/m).

Site: SIP-AC3	Time: 2022/04/20 - 17:06
Limit: FCC_Part15_Band Edge(3m)	Engineer: Allen Zou
Probe: SIP-AC3_HF907_102861_1-18GHz	Polarity: Vertical
EUT: Dual-Band Wireless AX1800 Gigabit Ethernet Gateway	Power: AC 120V/60Hz
Test Mode: Transmit at 2457MHz by 802.11g	

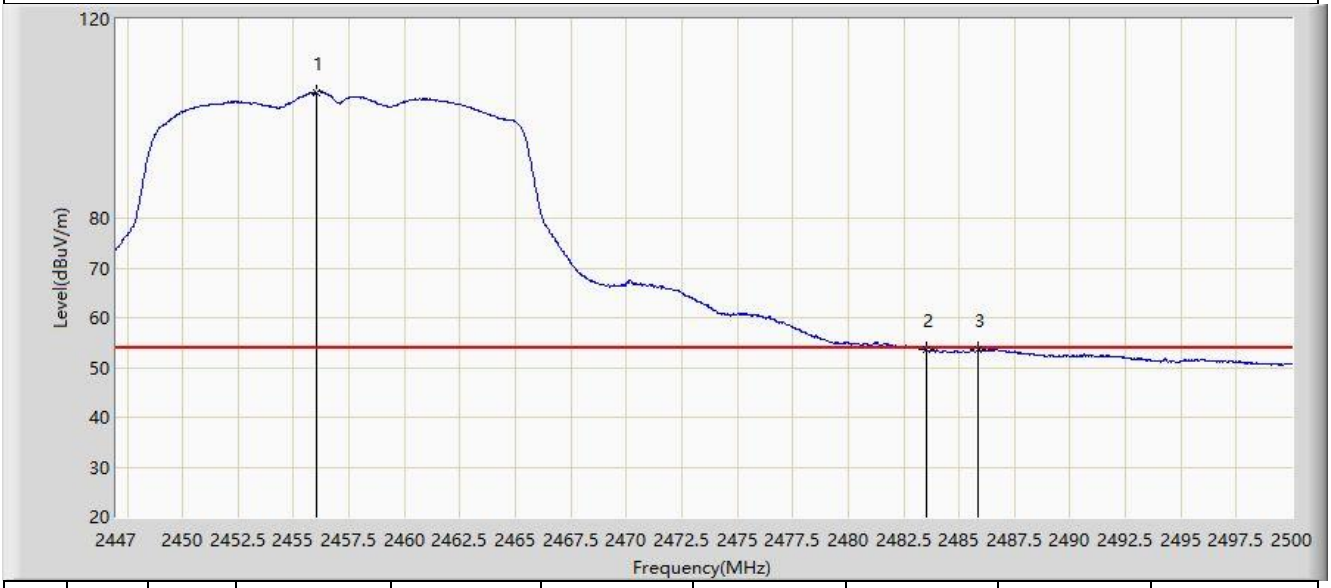

No	Flag	Mark	Frequency (MHz)	Measure Level (dBμV/m)	Reading Level (dBμV)	Margin (dB)	Limit (dBμV/m)	Factor (dB/m)	Type
1		*	2456.037	105.286	73.100	N/A	N/A	32.187	AV
2			2483.500	53.530	21.215	-0.470	54.000	32.315	AV
3			2485.849	53.628	21.301	-0.372	54.000	32.327	AV

Note: Measure Level (dBμV/m) = Reading Level (dBμV) + Factor (dB/m)

Factor (dB/m) = Cable Loss (dB) + Antenna Factor (dB/m).

Site: SIP-AC3	Time: 2022/04/07 - 21:56
Limit: FCC_Part15_Band Edge(3m)	Engineer: Allen Zou
Probe: SIP-AC3_HF907_102861_1-18GHz	Polarity: Horizontal
EUT: Dual-Band Wireless AX1800 Gigabit Ethernet Gateway	Power: AC 120V/60Hz
Test Mode: Transmit at 2462MHz by 802.11g	

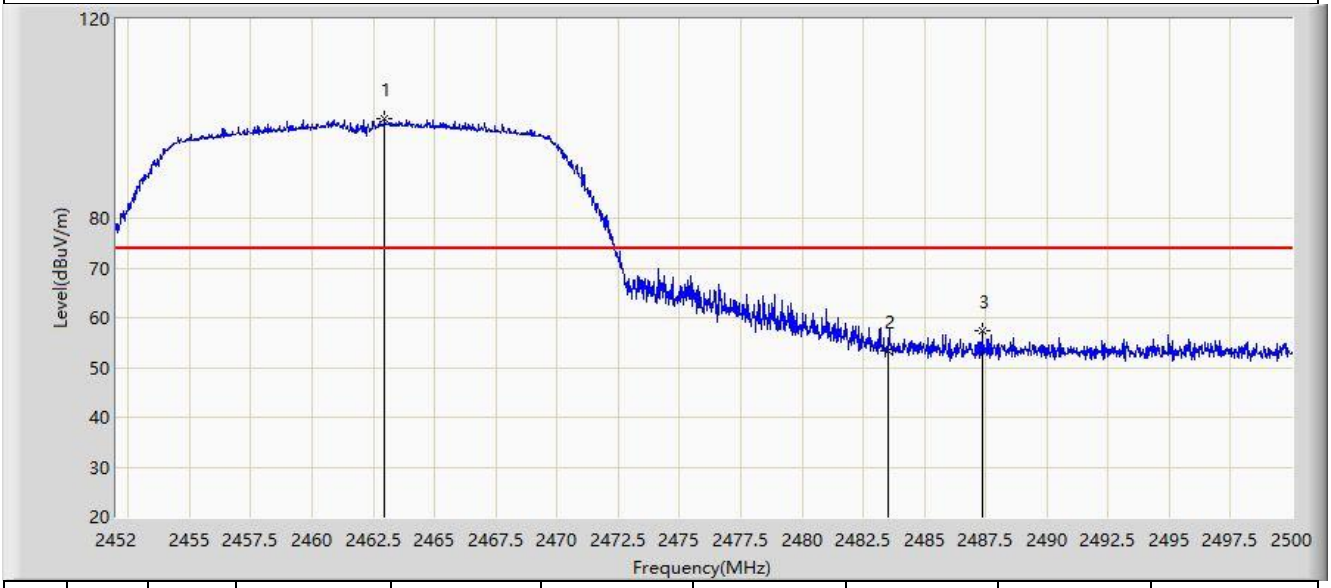

No	Flag	Mark	Frequency (MHz)	Measure Level (dBμV/m)	Reading Level (dBμV)	Margin (dB)	Limit (dBμV/m)	Factor (dB/m)	Type
1		*	2462.968	99.889	67.660	N/A	N/A	32.229	PK
2			2483.500	53.359	21.044	-20.641	74.000	32.315	PK
3			2487.352	57.289	24.955	-16.711	74.000	32.335	PK

Note: Measure Level (dBμV/m) = Reading Level (dBμV) + Factor (dB/m)

Factor (dB/m) = Cable Loss (dB) + Antenna Factor (dB/m).

Site: SIP-AC3	Time: 2022/04/07 - 22:01
Limit: FCC_Part15_Band Edge(3m)	Engineer: Allen Zou
Probe: SIP-AC3_HF907_102861_1-18GHz	Polarity: Horizontal
EUT: Dual-Band Wireless AX1800 Gigabit Ethernet Gateway	Power: AC 120V/60Hz
Test Mode: Transmit at 2462MHz by 802.11g	

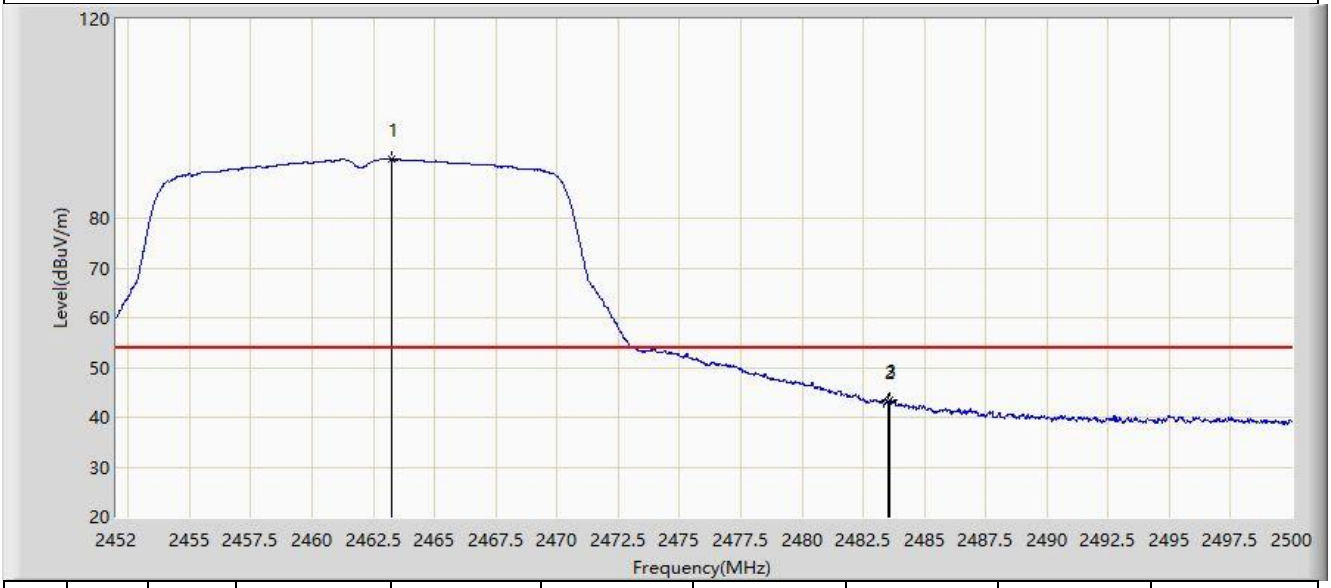

No	Flag	Mark	Frequency (MHz)	Measure Level (dBμV/m)	Reading Level (dBμV)	Margin (dB)	Limit (dBμV/m)	Factor (dB/m)	Type
1		*	2463.256	91.928	59.698	N/A	N/A	32.230	AV
2			2483.500	43.073	10.758	-10.927	54.000	32.315	AV
3			2483.608	43.392	11.076	-10.608	54.000	32.315	AV

Note: Measure Level (dBμV/m) = Reading Level (dBμV) + Factor (dB/m)

Factor (dB/m) = Cable Loss (dB) + Antenna Factor (dB/m).

Site: SIP-AC3	Time: 2022/04/07 - 21:56
Limit: FCC_Part15_Band Edge(3m)	Engineer: Allen Zou
Probe: SIP-AC3_HF907_102861_1-18GHz	Polarity: Vertical
EUT: Dual-Band Wireless AX1800 Gigabit Ethernet Gateway	Power: AC 120V/60Hz
Test Mode: Transmit at 2462MHz by 802.11g	

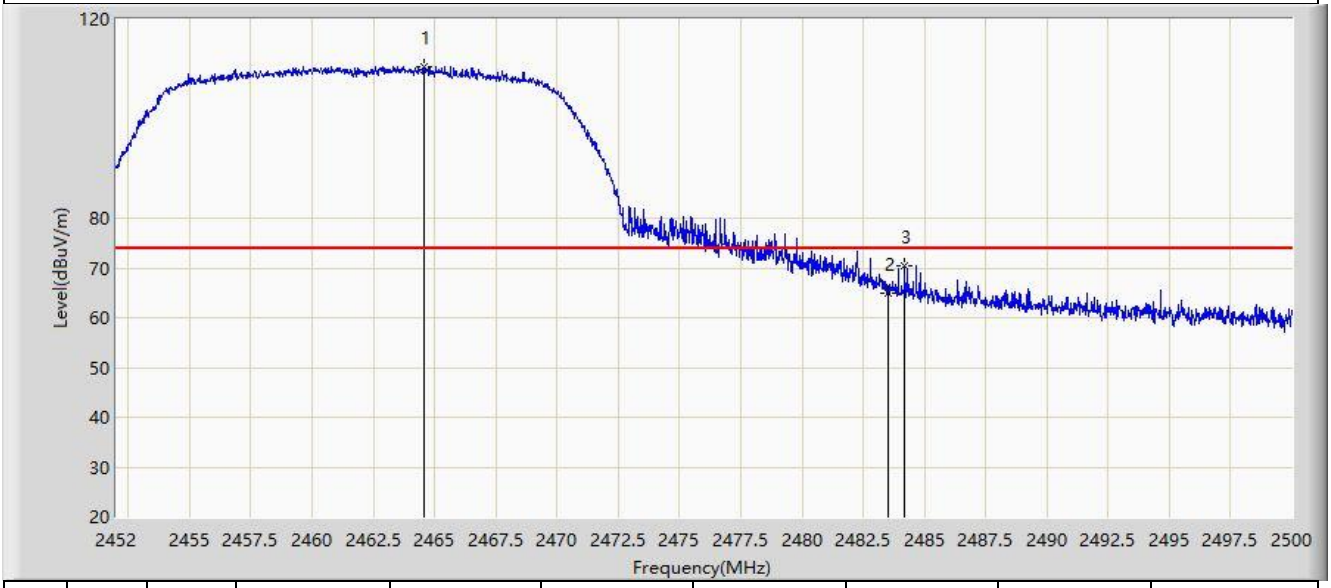

No	Flag	Mark	Frequency (MHz)	Measure Level (dBμV/m)	Reading Level (dBμV)	Margin (dB)	Limit (dBμV/m)	Factor (dB/m)	Type
1		*	2464.552	110.560	78.325	N/A	N/A	32.235	PK
2			2483.500	64.920	32.605	-9.080	74.000	32.315	PK
3			2484.208	70.572	38.253	-3.428	74.000	32.319	PK

Note: Measure Level (dBμV/m) = Reading Level (dBμV) + Factor (dB/m)

Factor (dB/m) = Cable Loss (dB) + Antenna Factor (dB/m).

Site: SIP-AC3	Time: 2022/04/07 - 21:55
Limit: FCC_Part15_Band Edge(3m)	Engineer: Allen Zou
Probe: SIP-AC3_HF907_102861_1-18GHz	Polarity: Vertical
EUT: Dual-Band Wireless AX1800 Gigabit Ethernet Gateway	Power: AC 120V/60Hz
Test Mode: Transmit at 2462MHz by 802.11g	

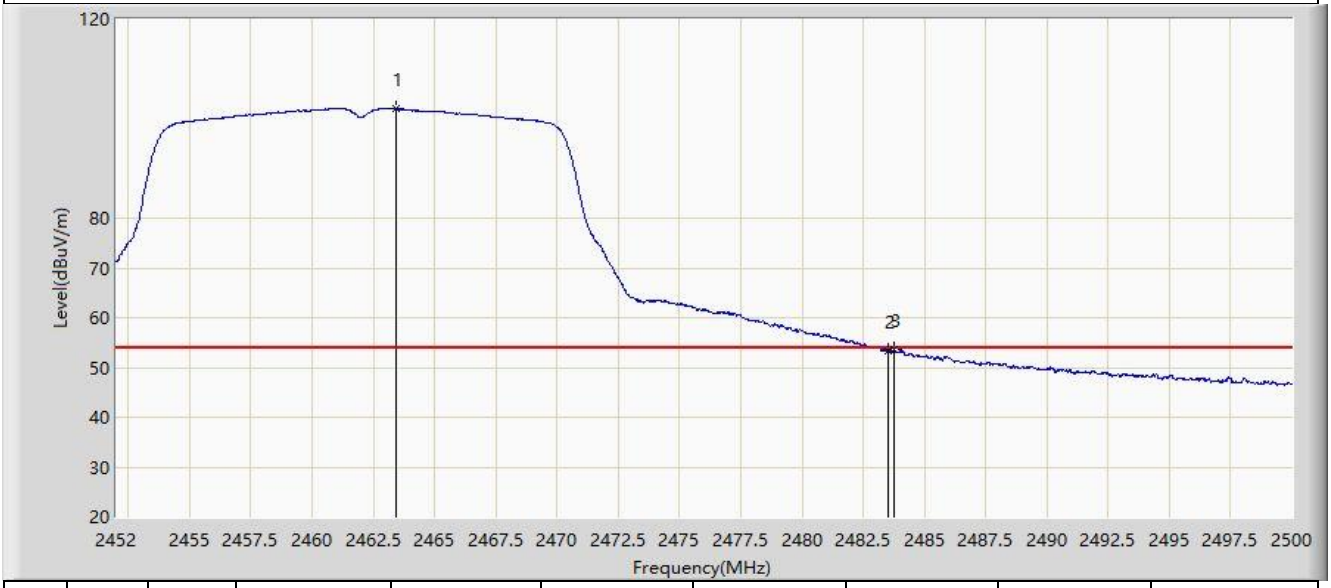

No	Flag	Mark	Frequency (MHz)	Measure Level (dBμV/m)	Reading Level (dBμV)	Margin (dB)	Limit (dBμV/m)	Factor (dB/m)	Type
1		*	2463.400	101.992	69.761	N/A	N/A	32.231	AV
2			2483.500	53.441	21.126	-0.559	54.000	32.315	AV
3			2483.776	53.647	21.330	-0.353	54.000	32.317	AV

Note: Measure Level (dBμV/m) = Reading Level (dBμV) + Factor (dB/m)

Factor (dB/m) = Cable Loss (dB) + Antenna Factor (dB/m).

Site: SIP-AC3	Time: 2022/04/07 - 22:11
Limit: FCC_Part15_Band Edge(3m)	Engineer: Allen Zou
Probe: SIP-AC3_HF907_102861_1-18GHz	Polarity: Horizontal
EUT: Dual-Band Wireless AX1800 Gigabit Ethernet Gateway	Power: AC 120V/60Hz
Test Mode: Transmit at 2412MHz by 802.11n-HT20	

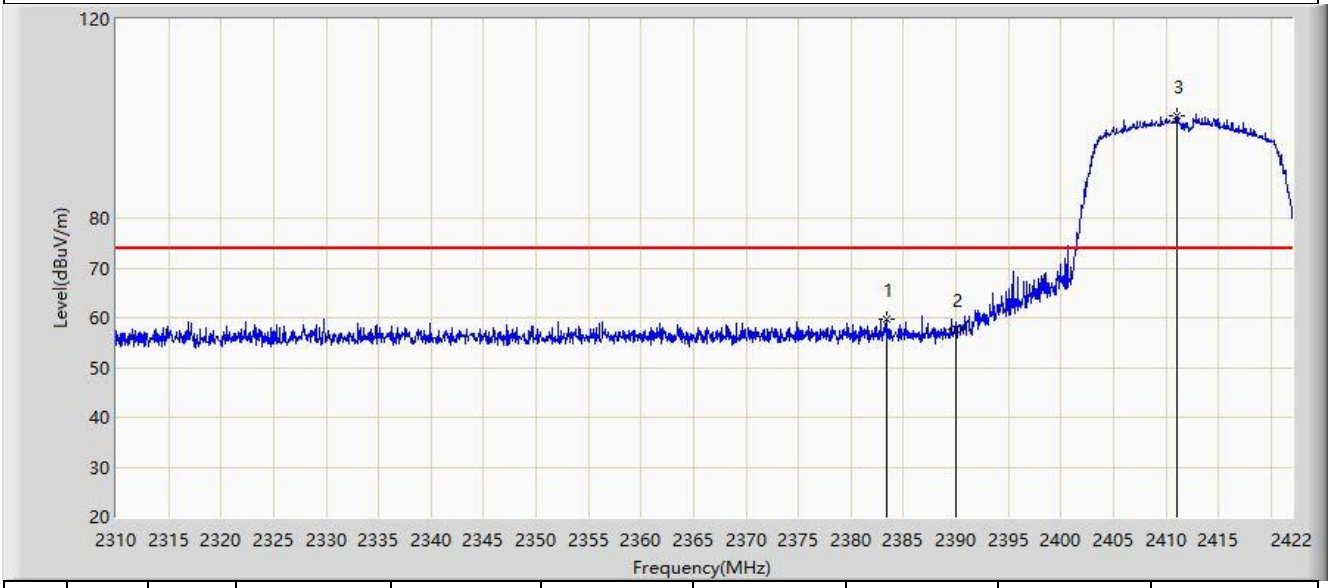

No	Flag	Mark	Frequency (MHz)	Measure Level (dBμV/m)	Reading Level (dBμV)	Margin (dB)	Limit (dBμV/m)	Factor (dB/m)	Type
1			2383.472	59.729	27.830	-14.271	74.000	31.900	PK
2			2390.000	57.744	25.805	-16.256	74.000	31.939	PK
3		*	2411.024	100.571	68.483	N/A	N/A	32.088	PK

Note: Measure Level (dBμV/m) = Reading Level (dBμV) + Factor (dB/m)

Factor (dB/m) = Cable Loss (dB) + Antenna Factor (dB/m).

Site: SIP-AC3	Time: 2022/04/07 - 22:13
Limit: FCC_Part15_Band Edge(3m)	Engineer: Allen Zou
Probe: SIP-AC3_HF907_102861_1-18GHz	Polarity: Horizontal
EUT: Dual-Band Wireless AX1800 Gigabit Ethernet Gateway	Power: AC 120V/60Hz
Test Mode: Transmit at 2412MHz by 802.11n-HT20	

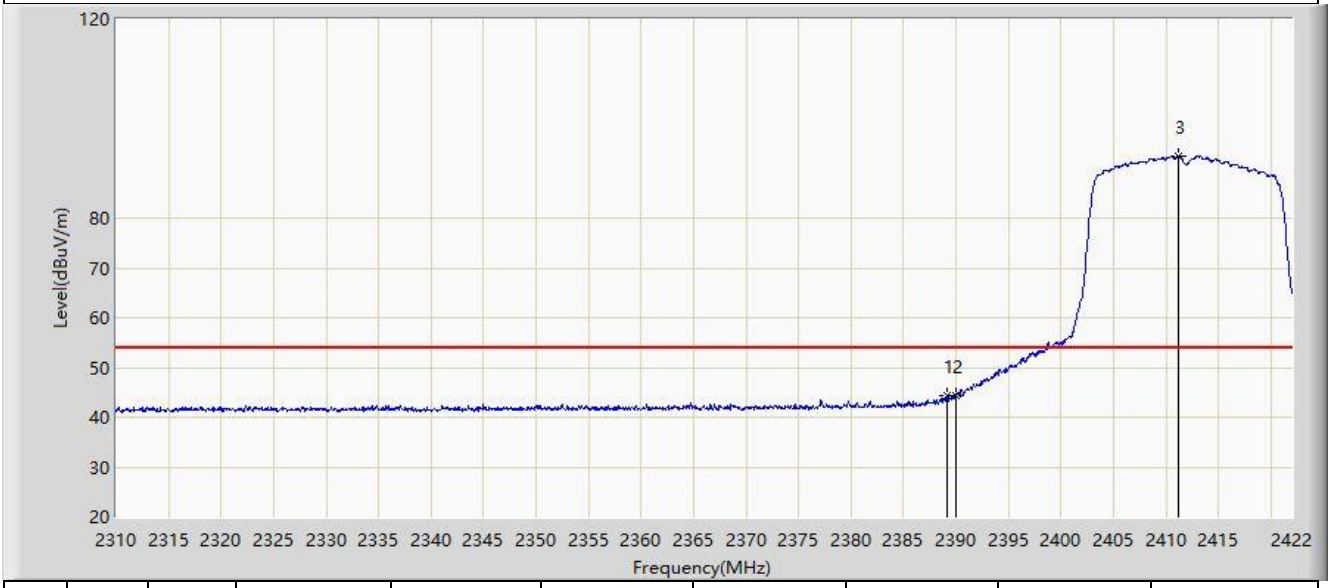

No	Flag	Mark	Frequency (MHz)	Measure Level (dBμV/m)	Reading Level (dBμV)	Margin (dB)	Limit (dBμV/m)	Factor (dB/m)	Type
1			2389.184	44.492	12.558	-9.508	54.000	31.934	AV
2			2390.000	44.369	12.430	-9.631	54.000	31.939	AV
3		*	2411.192	92.519	60.431	N/A	N/A	32.088	AV

Note: Measure Level (dBμV/m) = Reading Level (dBμV) + Factor (dB/m)

Factor (dB/m) = Cable Loss (dB) + Antenna Factor (dB/m).

Site: SIP-AC3	Time: 2022/04/07 - 22:10
Limit: FCC_Part15_Band Edge(3m)	Engineer: Allen Zou
Probe: SIP-AC3_HF907_102861_1-18GHz	Polarity: Vertical
EUT: Dual-Band Wireless AX1800 Gigabit Ethernet Gateway	Power: AC 120V/60Hz
Test Mode: Transmit at 2412MHz by 802.11n-HT20	

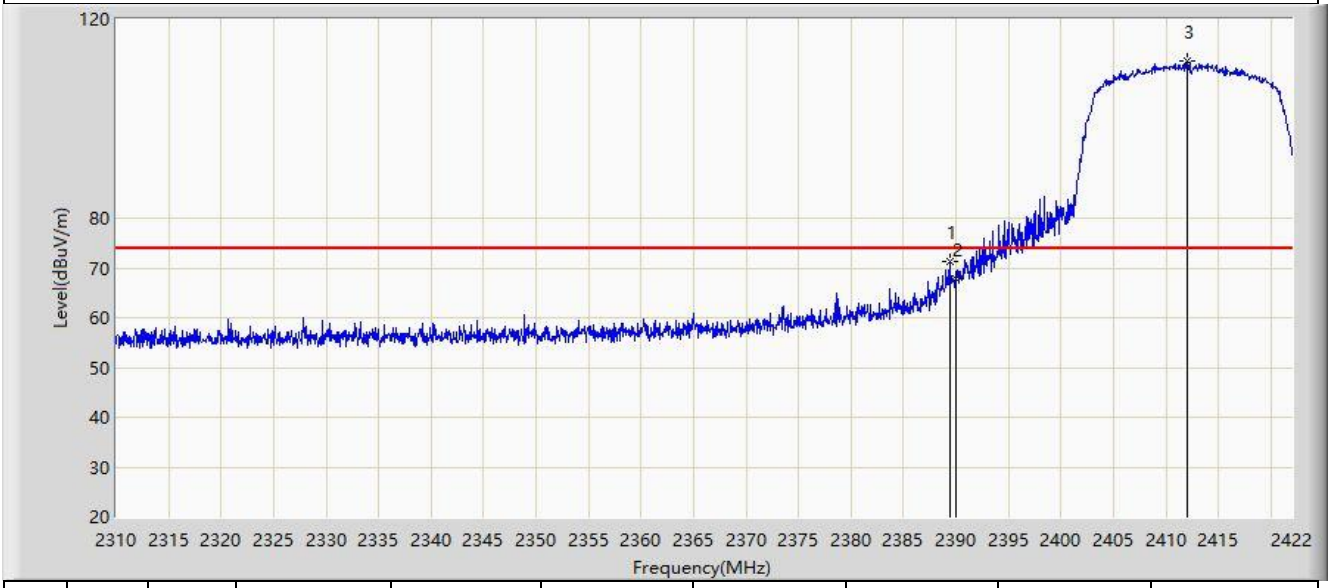

No	Flag	Mark	Frequency (MHz)	Measure Level (dBμV/m)	Reading Level (dBμV)	Margin (dB)	Limit (dBμV/m)	Factor (dB/m)	Type
1			2389.408	71.236	39.301	-2.764	74.000	31.935	PK
2			2390.000	67.821	35.882	-6.179	74.000	31.939	PK
3		*	2412.088	111.501	79.414	N/A	N/A	32.087	PK

Note: Measure Level (dBμV/m) = Reading Level (dBμV) + Factor (dB/m)

Factor (dB/m) = Cable Loss (dB) + Antenna Factor (dB/m).

Site: SIP-AC3	Time: 2022/04/07 - 22:04
Limit: FCC_Part15_Band Edge(3m)	Engineer: Allen Zou
Probe: SIP-AC3_HF907_102861_1-18GHz	Polarity: Vertical
EUT: Dual-Band Wireless AX1800 Gigabit Ethernet Gateway	Power: AC 120V/60Hz
Test Mode: Transmit at 2412MHz by 802.11n-HT20	

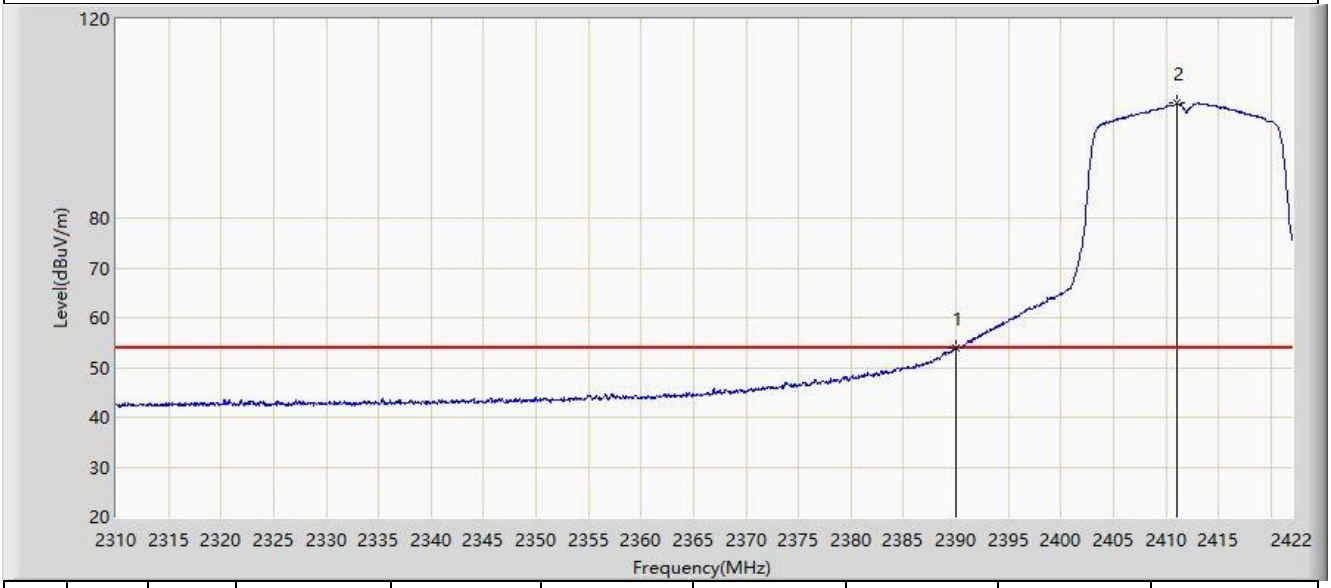

No	Flag	Mark	Frequency (MHz)	Measure Level (dBμV/m)	Reading Level (dBμV)	Margin (dB)	Limit (dBμV/m)	Factor (dB/m)	Type
1			2390.000	53.842	21.903	-0.158	54.000	31.939	AV
2		*	2411.024	103.077	70.989	N/A	N/A	32.088	AV

Note: Measure Level (dBμV/m) = Reading Level (dBμV) + Factor (dB/m)

Factor (dB/m) = Cable Loss (dB) + Antenna Factor (dB/m).

Site: SIP-AC3	Time: 2022/04/20 - 17:26
Limit: FCC_Part15_Band Edge(3m)	Engineer: Allen Zou
Probe: SIP-AC3_HF907_102861_1-18GHz	Polarity: Vertical
EUT: Dual-Band Wireless AX1800 Gigabit Ethernet Gateway	Power: AC 120V/60Hz
Test Mode: Transmit at 2437MHz by 802.11n-HT20	

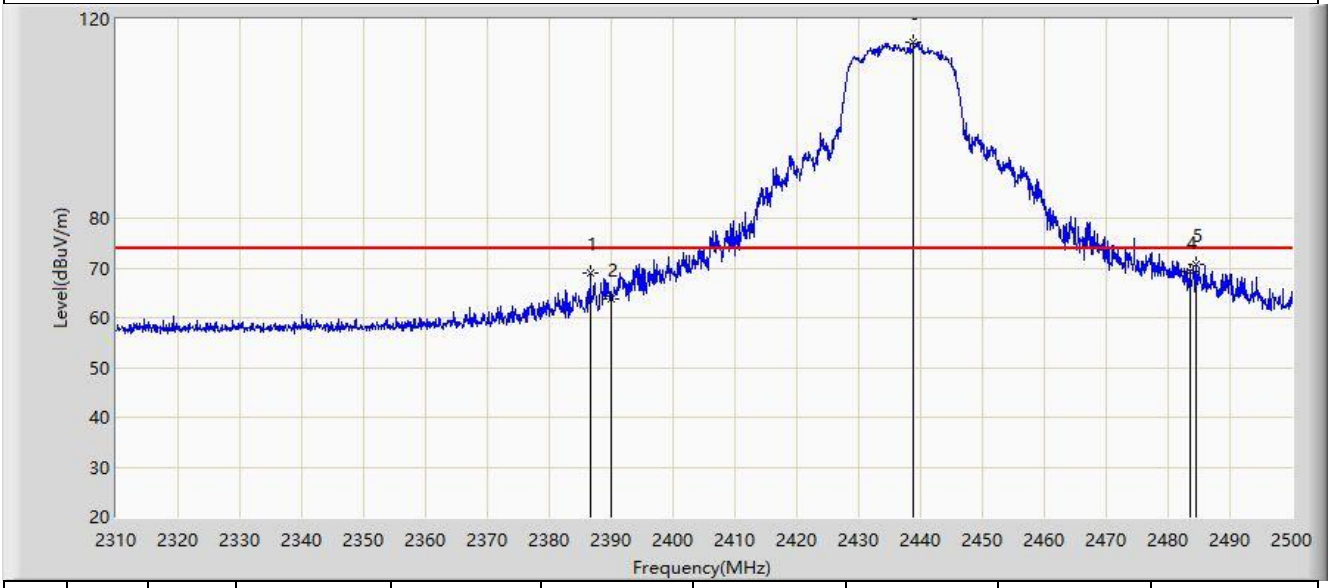

No	Flag	Mark	Frequency (MHz)	Measure Level (dBμV/m)	Reading Level (dBμV)	Margin (dB)	Limit (dBμV/m)	Factor (dB/m)	Type
1			2386.570	69.037	37.119	-4.963	74.000	31.919	PK
2			2390.000	63.902	31.963	-10.098	74.000	31.939	PK
3		*	2438.915	115.261	83.164	N/A	N/A	32.097	PK
4			2483.500	69.171	36.856	-4.829	74.000	32.315	PK
5			2484.420	70.735	38.415	-3.265	74.000	32.320	PK

Note: Measure Level (dBμV/m) = Reading Level (dBμV) + Factor (dB/m)

Factor (dB/m) = Cable Loss (dB) + Antenna Factor (dB/m).

Site: SIP-AC3	Time: 2022/04/20 - 17:24
Limit: FCC_Part15_Band Edge(3m)	Engineer: Allen Zou
Probe: SIP-AC3_HF907_102861_1-18GHz	Polarity: Vertical
EUT: Dual-Band Wireless AX1800 Gigabit Ethernet Gateway	Power: AC 120V/60Hz
Test Mode: Transmit at 2437MHz by 802.11n-HT20	

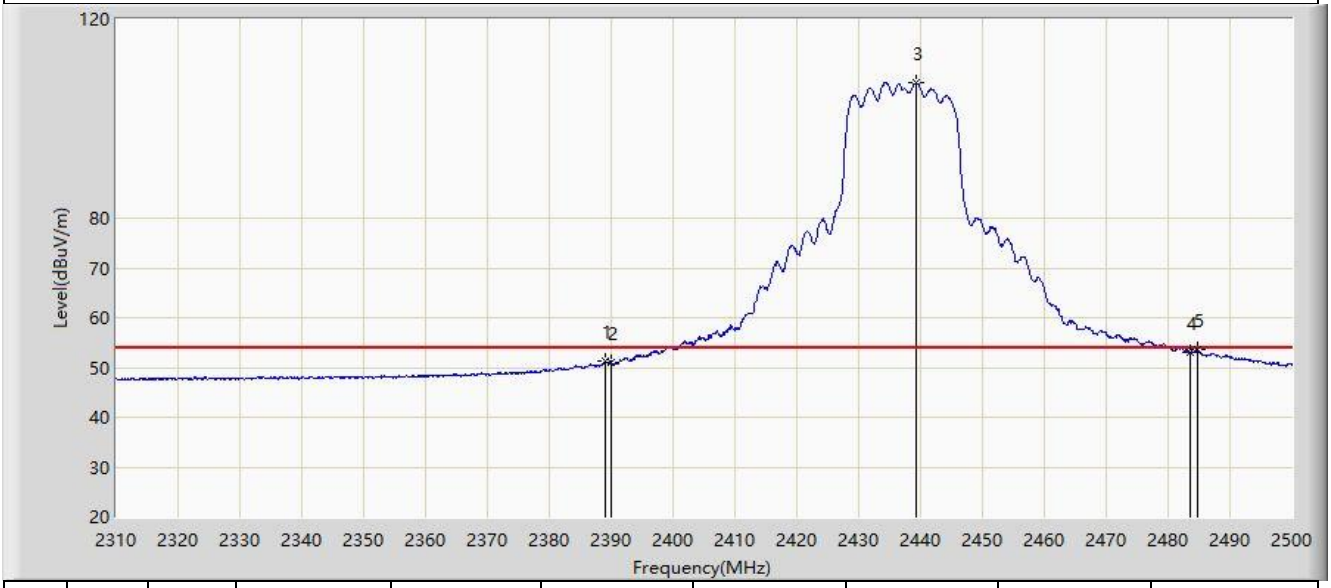

No	Flag	Mark	Frequency (MHz)	Measure Level (dBµV/m)	Reading Level (dBµV)	Margin (dB)	Limit (dBµV/m)	Factor (dB/m)	Type
1			2389.135	51.248	19.314	-2.752	54.000	31.933	AV
2			2390.000	50.926	18.987	-3.074	54.000	31.939	AV
3		*	2439.200	107.288	75.190	N/A	N/A	32.098	AV
4			2483.500	52.942	20.627	-1.058	54.000	32.315	AV
5			2484.800	53.520	21.198	-0.480	54.000	32.322	AV

Note: Measure Level (dBµV/m) = Reading Level (dBµV) + Factor (dB/m)

Factor (dB/m) = Cable Loss (dB) + Antenna Factor (dB/m).

Site: SIP-AC2	Time: 2022/04/20 - 20:09
Limit: FCC_Part15_Band Edge(3m)	Engineer: Allen Zou
Probe: SIP-AC2_BBHA9120D_1-18GHz	Polarity: Vertical
EUT: Dual-Band Wireless AX1800 Gigabit Ethernet Gateway	Power: AC 120V/60Hz
Test Mode: Transmit at 2452MHz by 802.11n-HT20	

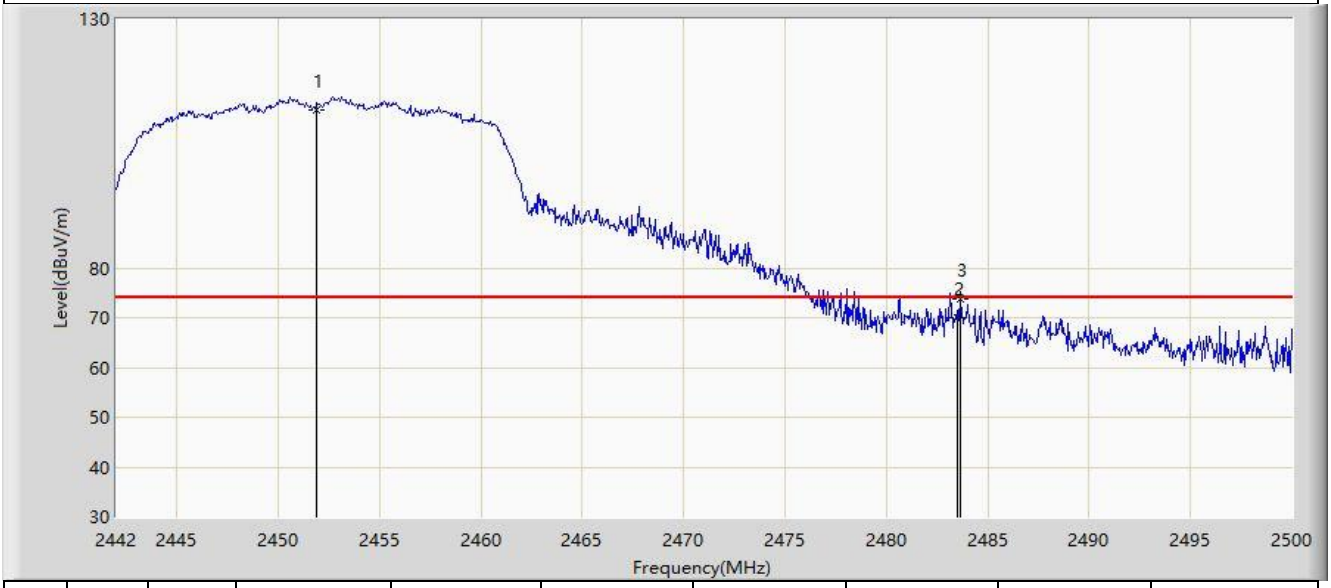

No	Flag	Mark	Frequency (MHz)	Measure Level (dBμV/m)	Reading Level (dBμV)	Margin (dB)	Limit (dBμV/m)	Factor (dB/m)	Type
1		*	2451.860	111.785	79.472	N/A	N/A	32.313	PK
2			2483.500	69.976	37.781	-4.024	74.000	32.195	PK
3			2483.644	73.735	41.539	-0.265	74.000	32.196	PK

Note: Measure Level (dBμV/m) = Reading Level (dBμV) + Factor (dB/m)

Factor (dB/m) = Cable Loss (dB) + Antenna Factor (dB/m).

Site: SIP-AC2	Time: 2022/04/20 - 20:04
Limit: FCC_Part15_Band Edge(3m)	Engineer: Allen Zou
Probe: SIP-AC2_BBHA9120D_1-18GHz	Polarity: Vertical
EUT: Dual-Band Wireless AX1800 Gigabit Ethernet Gateway	Power: AC 120V/60Hz
Test Mode: Transmit at 2452MHz by 802.11n-HT20	

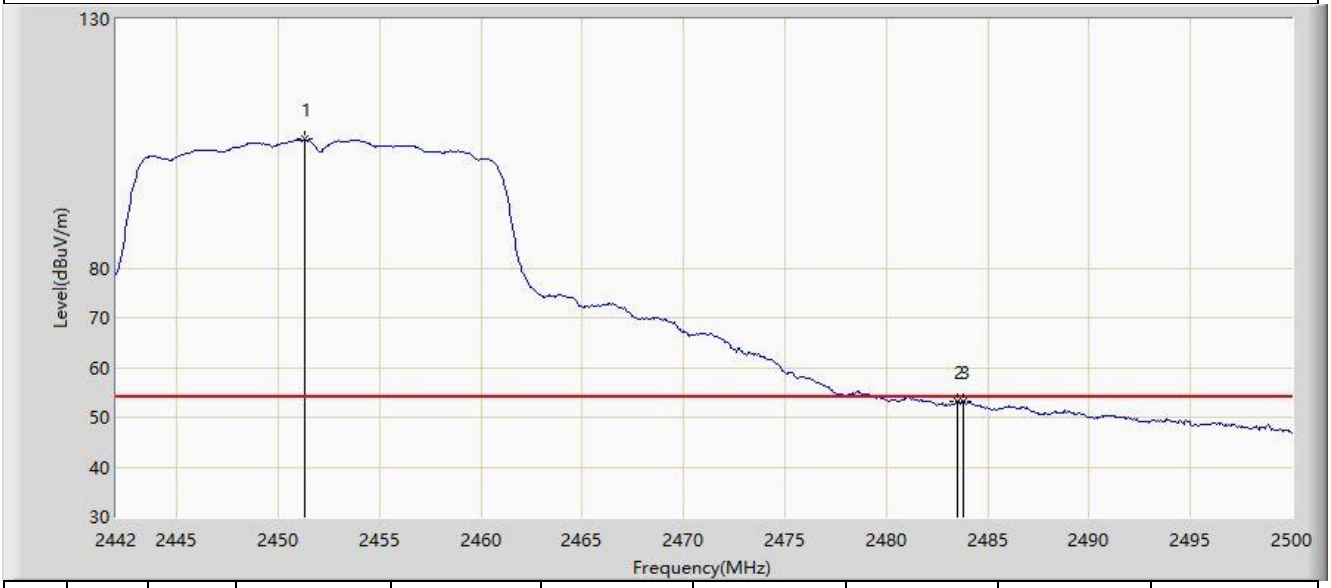

No	Flag	Mark	Frequency (MHz)	Measure Level (dBμV/m)	Reading Level (dBμV)	Margin (dB)	Limit (dBμV/m)	Factor (dB/m)	Type
1		*	2451.338	105.825	73.511	N/A	N/A	32.315	AV
2			2483.500	53.050	20.855	-0.950	54.000	32.195	AV
3			2483.818	53.051	20.855	-0.949	54.000	32.196	AV

Note: Measure Level (dBμV/m) = Reading Level (dBμV) + Factor (dB/m)

Factor (dB/m) = Cable Loss (dB) + Antenna Factor (dB/m).

Site: SIP-AC3	Time: 2022/04/20 - 17:42
Limit: FCC_Part15_Band Edge(3m)	Engineer: Allen Zou
Probe: SIP-AC3_HF907_102861_1-18GHz	Polarity: Vertical
EUT: Dual-Band Wireless AX1800 Gigabit Ethernet Gateway	Power: AC 120V/60Hz
Test Mode: Transmit at 2457MHz by 802.11n-HT20	

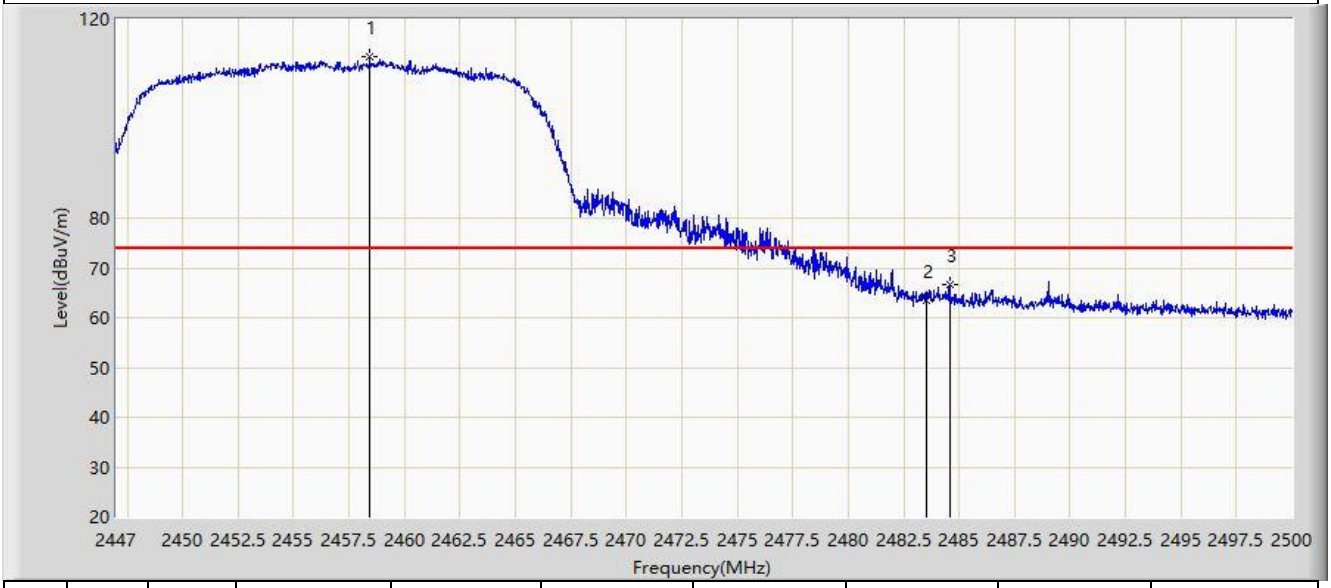

No	Flag	Mark	Frequency (MHz)	Measure Level (dBμV/m)	Reading Level (dBμV)	Margin (dB)	Limit (dBμV/m)	Factor (dB/m)	Type
1		*	2458.421	112.558	80.356	N/A	N/A	32.202	PK
2			2483.500	63.558	31.243	-10.442	74.000	32.315	PK
3			2484.577	66.771	34.450	-7.229	74.000	32.320	PK

Note: Measure Level (dBμV/m) = Reading Level (dBμV) + Factor (dB/m)

Factor (dB/m) = Cable Loss (dB) + Antenna Factor (dB/m).

Site: SIP-AC3	Time: 2022/04/20 - 17:30
Limit: FCC_Part15_Band Edge(3m)	Engineer: Allen Zou
Probe: SIP-AC3_HF907_102861_1-18GHz	Polarity: Vertical
EUT: Dual-Band Wireless AX1800 Gigabit Ethernet Gateway	Power: AC 120V/60Hz
Test Mode: Transmit at 2457MHz by 802.11n-HT20	

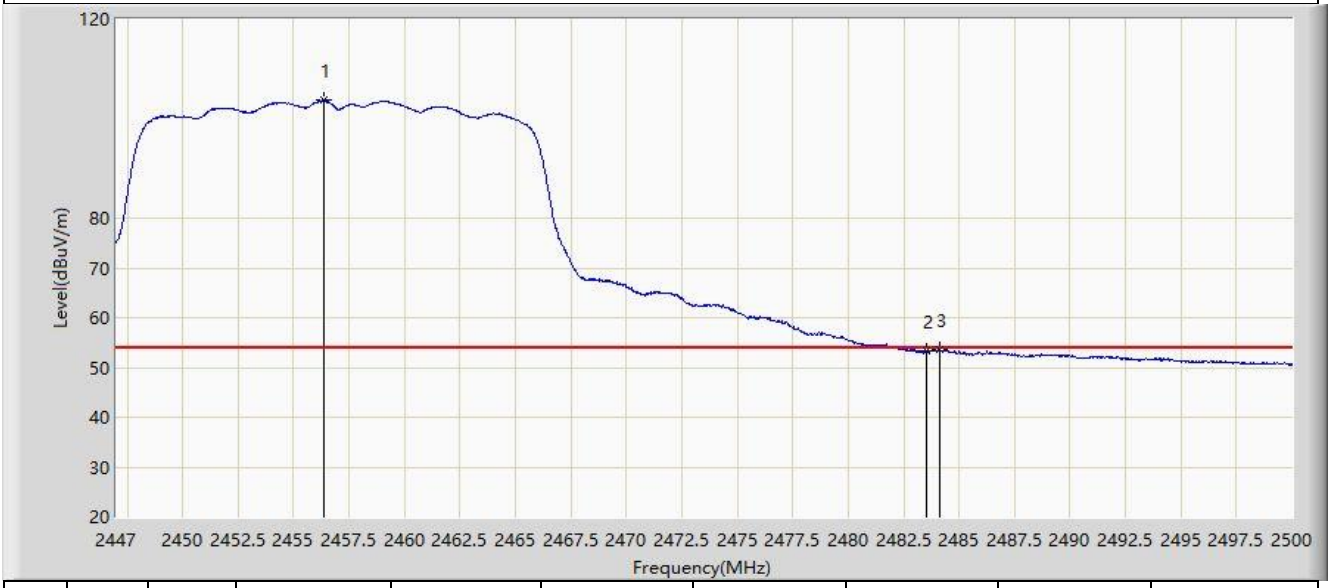

No	Flag	Mark	Frequency (MHz)	Measure Level (dBμV/m)	Reading Level (dBμV)	Margin (dB)	Limit (dBμV/m)	Factor (dB/m)	Type
1		*	2456.381	103.696	71.508	N/A	N/A	32.189	AV
2			2483.500	53.219	20.904	-0.781	54.000	32.315	AV
3			2484.100	53.633	21.315	-0.367	54.000	32.318	AV

Note: Measure Level (dBμV/m) = Reading Level (dBμV) + Factor (dB/m)

Factor (dB/m) = Cable Loss (dB) + Antenna Factor (dB/m).

Site: SIP-AC3	Time: 2022/04/07 - 22:28
Limit: FCC_Part15_Band Edge(3m)	Engineer: Allen Zou
Probe: SIP-AC3_HF907_102861_1-18GHz	Polarity: Horizontal
EUT: Dual-Band Wireless AX1800 Gigabit Ethernet Gateway	Power: AC 120V/60Hz
Test Mode: Transmit at 2462MHz by 802.11n-HT20	

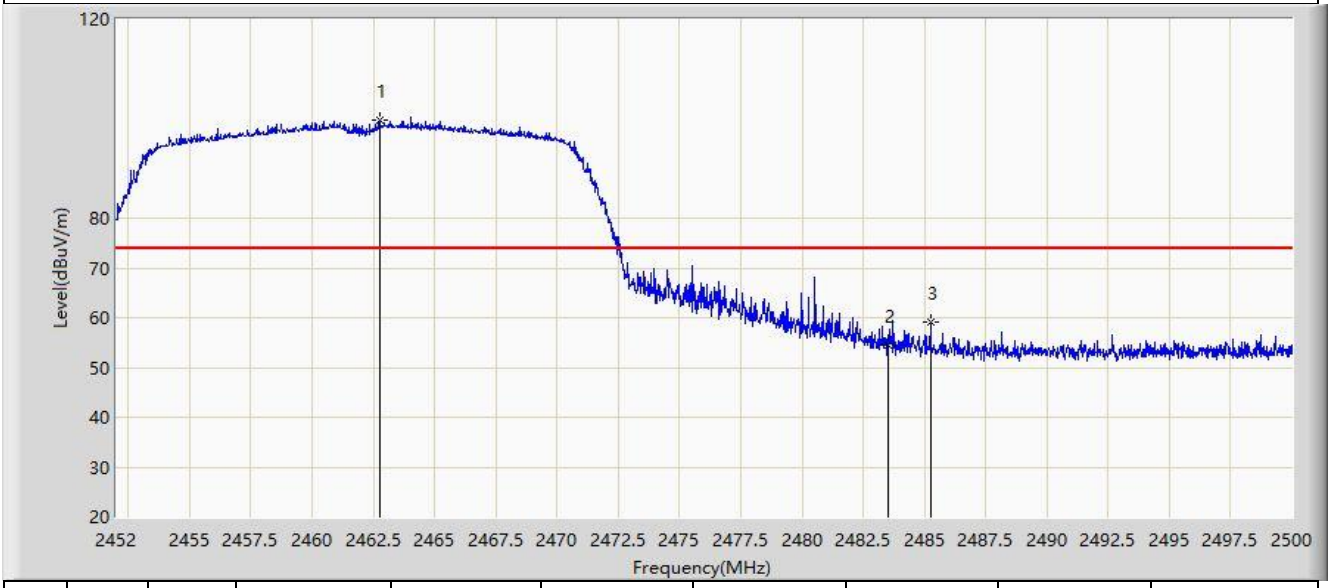

No	Flag	Mark	Frequency (MHz)	Measure Level (dBμV/m)	Reading Level (dBμV)	Margin (dB)	Limit (dBμV/m)	Factor (dB/m)	Type
1		*	2462.752	99.703	67.475	N/A	N/A	32.228	PK
2			2483.500	54.462	22.147	-19.538	74.000	32.315	PK
3			2485.240	59.007	26.683	-14.993	74.000	32.324	PK

Note: Measure Level (dBμV/m) = Reading Level (dBμV) + Factor (dB/m)

Factor (dB/m) = Cable Loss (dB) + Antenna Factor (dB/m).

Site: SIP-AC3	Time: 2022/04/07 - 22:30
Limit: FCC_Part15_Band Edge(3m)	Engineer: Allen Zou
Probe: SIP-AC3_HF907_102861_1-18GHz	Polarity: Horizontal
EUT: Dual-Band Wireless AX1800 Gigabit Ethernet Gateway	Power: AC 120V/60Hz
Test Mode: Transmit at 2462MHz by 802.11n-HT20	

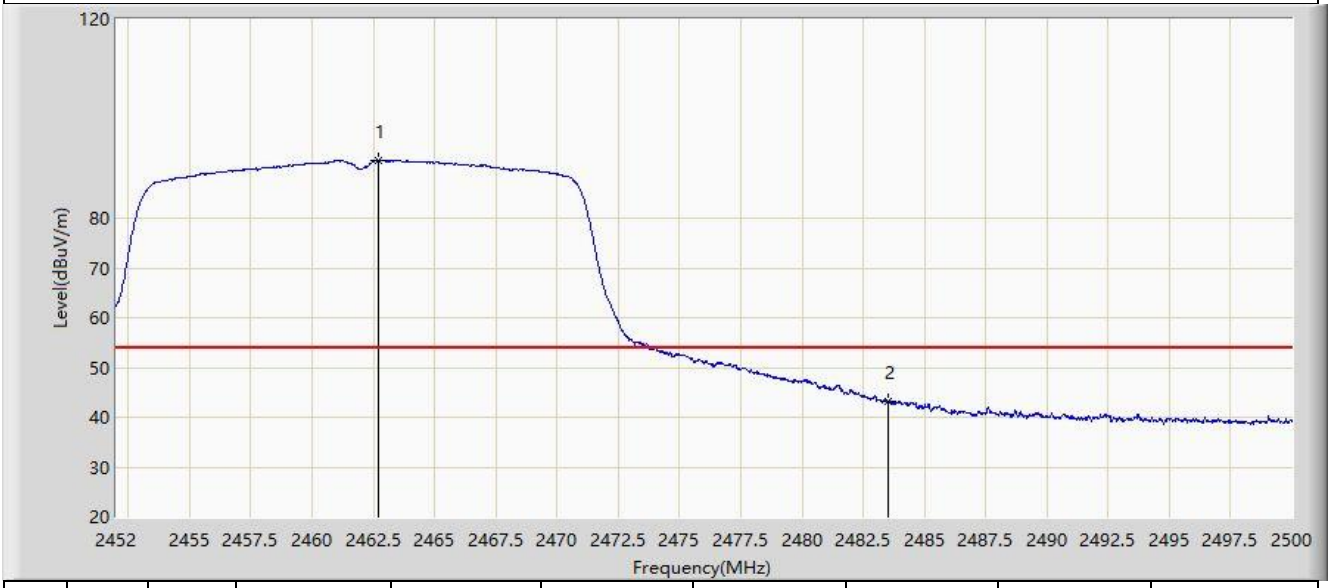

No	Flag	Mark	Frequency (MHz)	Measure Level (dBμV/m)	Reading Level (dBμV)	Margin (dB)	Limit (dBμV/m)	Factor (dB/m)	Type
1		*	2462.704	91.642	59.414	N/A	N/A	32.227	AV
2			2483.500	43.208	10.893	-10.792	54.000	32.315	AV

Note: Measure Level (dBμV/m) = Reading Level (dBμV) + Factor (dB/m)

Factor (dB/m) = Cable Loss (dB) + Antenna Factor (dB/m).

Site: SIP-AC3	Time: 2022/04/07 - 22:25
Limit: FCC_Part15_Band Edge(3m)	Engineer: Allen Zou
Probe: SIP-AC3_HF907_102861_1-18GHz	Polarity: Vertical
EUT: Dual-Band Wireless AX1800 Gigabit Ethernet Gateway	Power: AC 120V/60Hz
Test Mode: Transmit at 2462MHz by 802.11n-HT20	

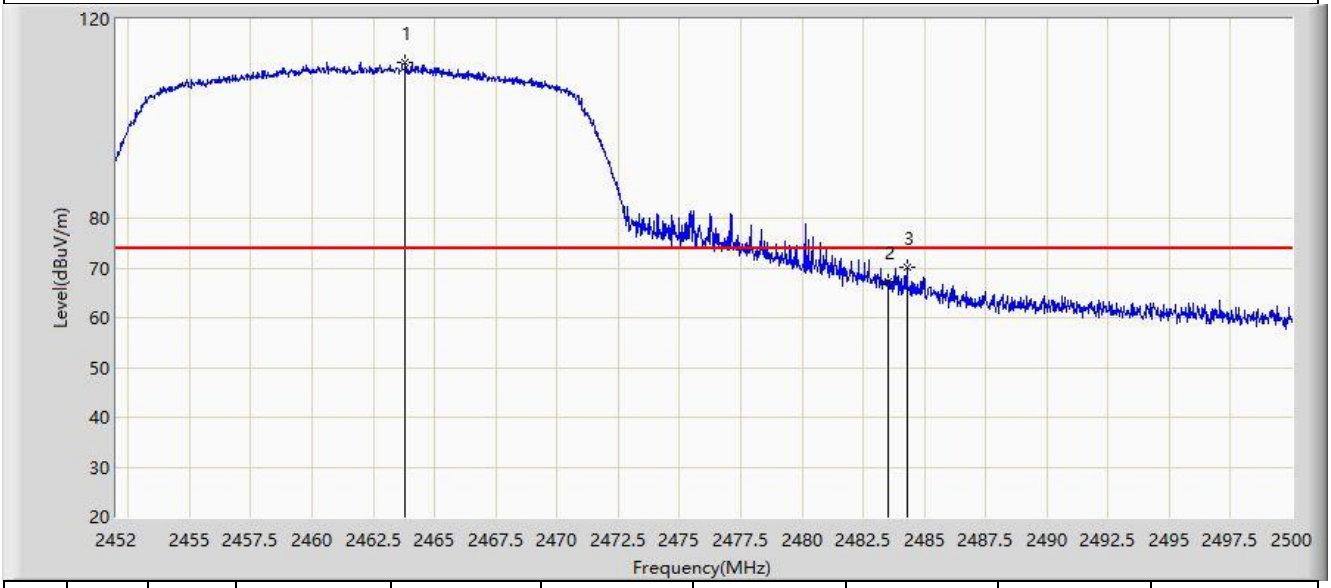

No	Flag	Mark	Frequency (MHz)	Measure Level (dBμV/m)	Reading Level (dBμV)	Margin (dB)	Limit (dBμV/m)	Factor (dB/m)	Type
1		*	2463.808	111.393	79.161	N/A	N/A	32.232	PK
2			2483.500	67.289	34.974	-6.711	74.000	32.315	PK
3			2484.280	70.236	37.917	-3.764	74.000	32.319	PK

Note: Measure Level (dBμV/m) = Reading Level (dBμV) + Factor (dB/m)

Factor (dB/m) = Cable Loss (dB) + Antenna Factor (dB/m).

Site: SIP-AC3	Time: 2022/04/07 - 22:24
Limit: FCC_Part15_Band Edge(3m)	Engineer: Allen Zou
Probe: SIP-AC3_HF907_102861_1-18GHz	Polarity: Vertical
EUT: Dual-Band Wireless AX1800 Gigabit Ethernet Gateway	Power: AC 120V/60Hz
Test Mode: Transmit at 2462MHz by 802.11n-HT20	

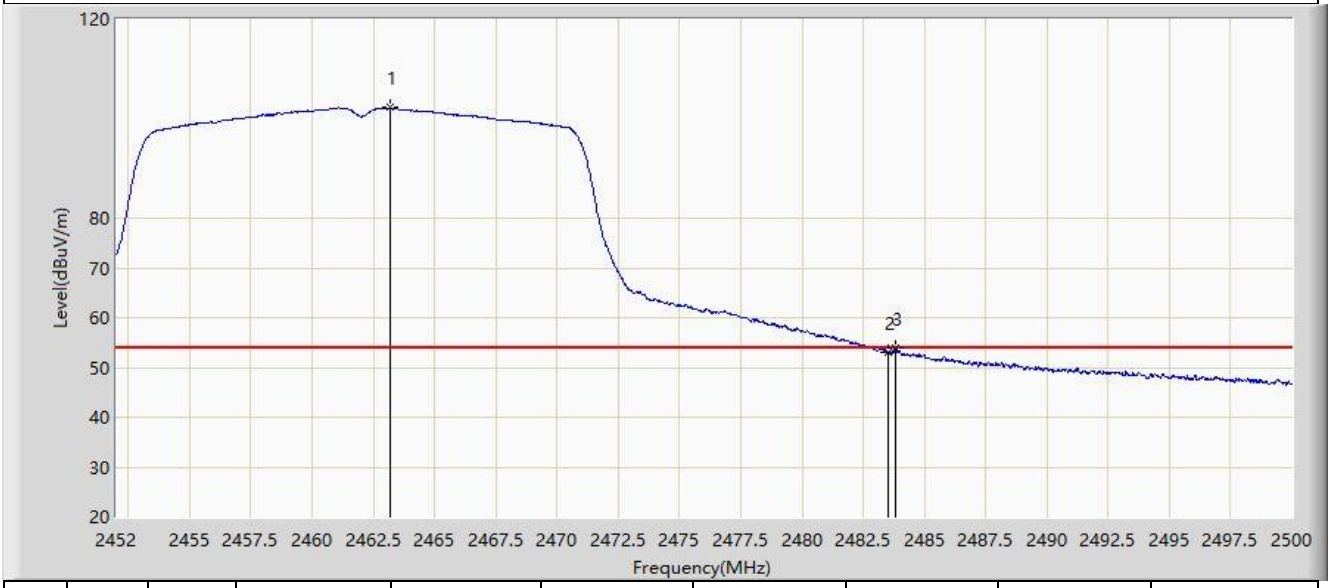

No	Flag	Mark	Frequency (MHz)	Measure Level (dBμV/m)	Reading Level (dBμV)	Margin (dB)	Limit (dBμV/m)	Factor (dB/m)	Type
1		*	2463.160	102.180	69.950	N/A	N/A	32.230	AV
2			2483.500	52.938	20.623	-1.062	54.000	32.315	AV
3			2483.824	53.853	21.536	-0.147	54.000	32.317	AV

Note: Measure Level (dBμV/m) = Reading Level (dBμV) + Factor (dB/m)

Factor (dB/m) = Cable Loss (dB) + Antenna Factor (dB/m).

Site: SIP-AC3	Time: 2022/04/07 - 22:44
Limit: FCC_Part15_Band Edge(3m)	Engineer: Allen Zou
Probe: SIP-AC3_HF907_102861_1-18GHz	Polarity: Horizontal
EUT: Dual-Band Wireless AX1800 Gigabit Ethernet Gateway	Power: AC 120V/60Hz
Test Mode: Transmit at 2422MHz by 802.11n-HT40	

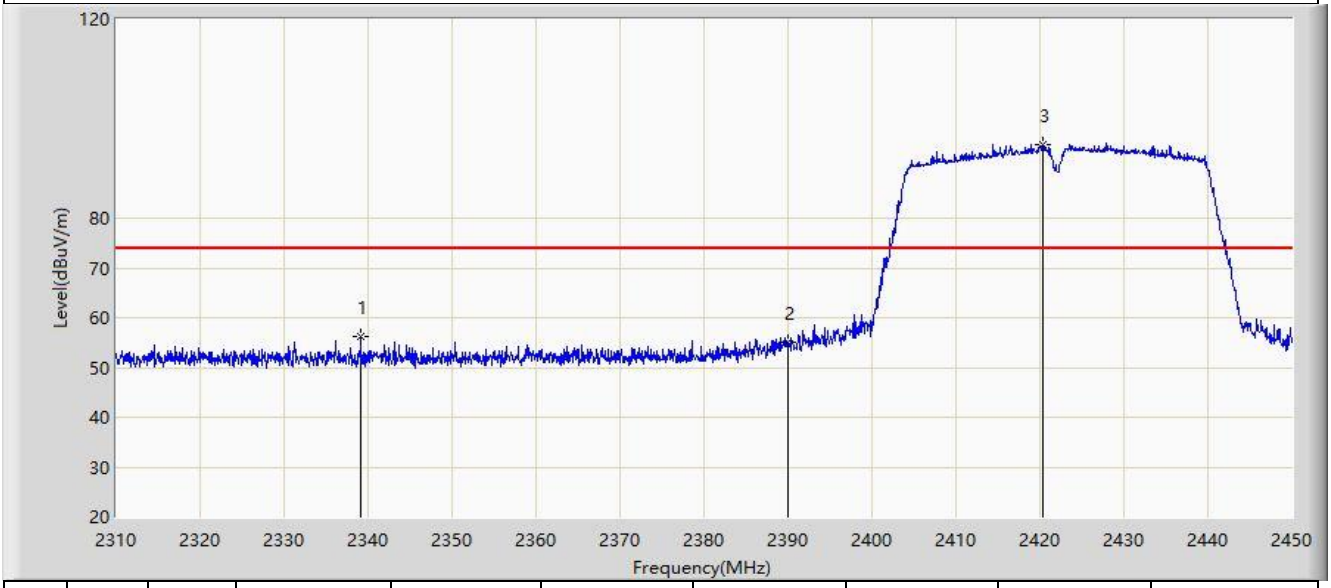

No	Flag	Mark	Frequency (MHz)	Measure Level (dBμV/m)	Reading Level (dBμV)	Margin (dB)	Limit (dBμV/m)	Factor (dB/m)	Type
1			2339.120	56.101	24.303	-17.899	74.000	31.798	PK
2			2390.000	54.998	23.059	-19.002	74.000	31.939	PK
3		*	2420.390	94.853	62.777	N/A	N/A	32.076	PK

Note: Measure Level (dBμV/m) = Reading Level (dBμV) + Factor (dB/m)

Factor (dB/m) = Cable Loss (dB) + Antenna Factor (dB/m).

Site: SIP-AC3	Time: 2022/04/07 - 22:51
Limit: FCC_Part15_Band Edge(3m)	Engineer: Allen Zou
Probe: SIP-AC3_HF907_102861_1-18GHz	Polarity: Horizontal
EUT: Dual-Band Wireless AX1800 Gigabit Ethernet Gateway	Power: AC 120V/60Hz
Test Mode: Transmit at 2422MHz by 802.11n-HT40	

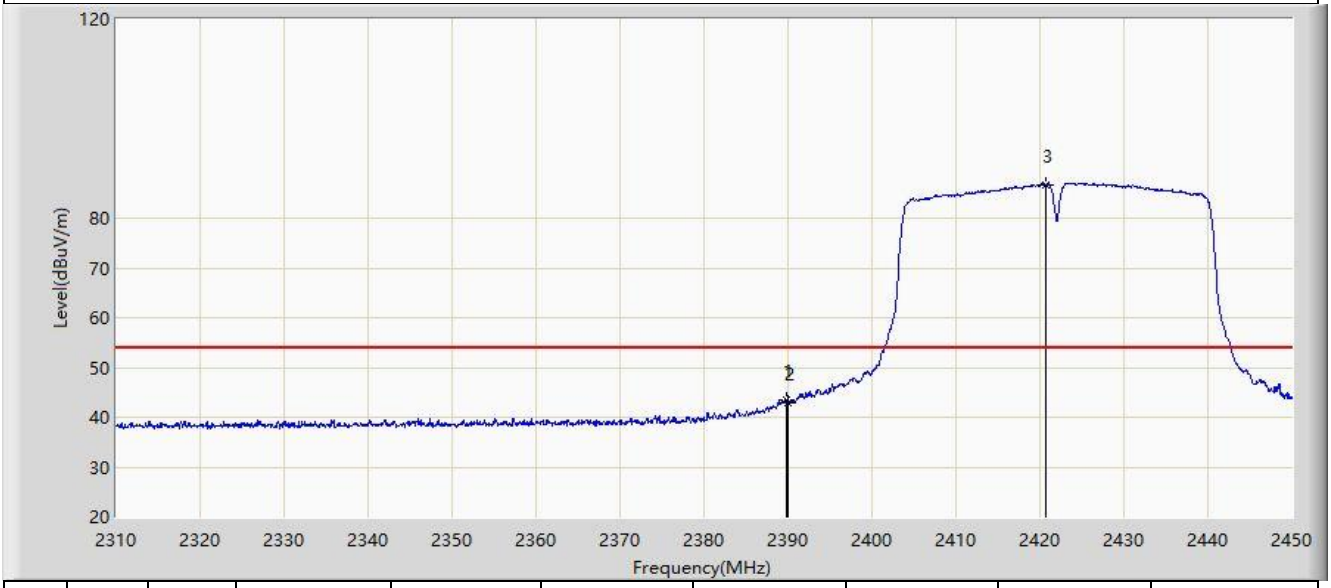

No	Flag	Mark	Frequency (MHz)	Measure Level (dBμV/m)	Reading Level (dBμV)	Margin (dB)	Limit (dBμV/m)	Factor (dB/m)	Type
1			2389.870	43.448	11.510	-10.552	54.000	31.938	AV
2			2390.000	42.980	11.041	-11.020	54.000	31.939	AV
3		*	2420.740	86.723	54.647	N/A	N/A	32.076	AV

Note: Measure Level (dBμV/m) = Reading Level (dBμV) + Factor (dB/m)

Factor (dB/m) = Cable Loss (dB) + Antenna Factor (dB/m).

Site: SIP-AC3	Time: 2022/04/07 - 22:43
Limit: FCC_Part15_Band Edge(3m)	Engineer: Allen Zou
Probe: SIP-AC3_HF907_102861_1-18GHz	Polarity: Vertical
EUT: Dual-Band Wireless AX1800 Gigabit Ethernet Gateway	Power: AC 120V/60Hz
Test Mode: Transmit at 2422MHz by 802.11n-HT40	

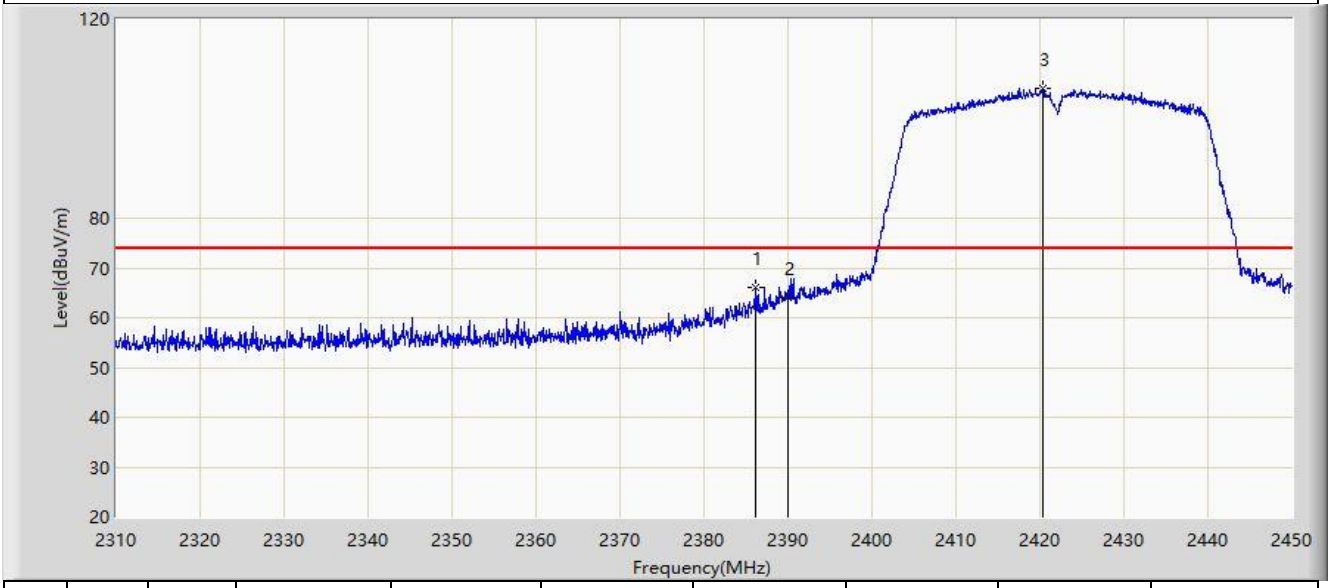

No	Flag	Mark	Frequency (MHz)	Measure Level (dBμV/m)	Reading Level (dBμV)	Margin (dB)	Limit (dBμV/m)	Factor (dB/m)	Type
1			2386.090	66.130	34.215	-7.870	74.000	31.916	PK
2			2390.000	63.931	31.992	-10.069	74.000	31.939	PK
3		*	2420.320	106.155	74.078	N/A	N/A	32.076	PK

Note: Measure Level (dBμV/m) = Reading Level (dBμV) + Factor (dB/m)

Factor (dB/m) = Cable Loss (dB) + Antenna Factor (dB/m).

Site: SIP-AC3	Time: 2022/04/07 - 22:41
Limit: FCC_Part15_Band Edge(3m)	Engineer: Allen Zou
Probe: SIP-AC3_HF907_102861_1-18GHz	Polarity: Vertical
EUT: Dual-Band Wireless AX1800 Gigabit Ethernet Gateway	Power: AC 120V/60Hz
Test Mode: Transmit at 2422MHz by 802.11n-HT40	

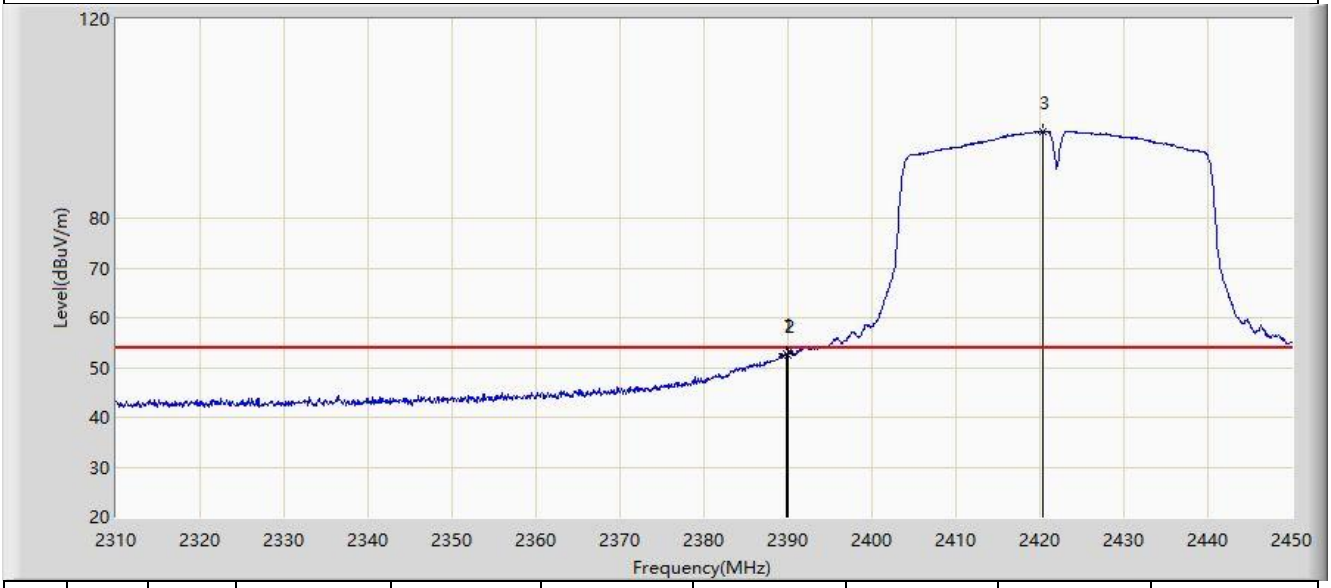

No	Flag	Mark	Frequency (MHz)	Measure Level (dBμV/m)	Reading Level (dBμV)	Margin (dB)	Limit (dBμV/m)	Factor (dB/m)	Type
1			2389.800	52.874	20.936	-1.126	54.000	31.938	AV
2			2390.000	52.593	20.654	-1.407	54.000	31.939	AV
3		*	2420.320	97.502	65.425	N/A	N/A	32.076	AV

Note: Measure Level (dBμV/m) = Reading Level (dBμV) + Factor (dB/m)

Factor (dB/m) = Cable Loss (dB) + Antenna Factor (dB/m).

Site: SIP-AC2	Time: 2022/04/20 - 20:25
Limit: FCC_Part15_Band Edge(3m)	Engineer: Allen Zou
Probe: SIP-AC2_BBHA9120D_1-18GHz	Polarity: Vertical
EUT: Dual-Band Wireless AX1800 Gigabit Ethernet Gateway	Power: AC 120V/60Hz
Test Mode: Transmit at 2437MHz by 802.11n-HT40	

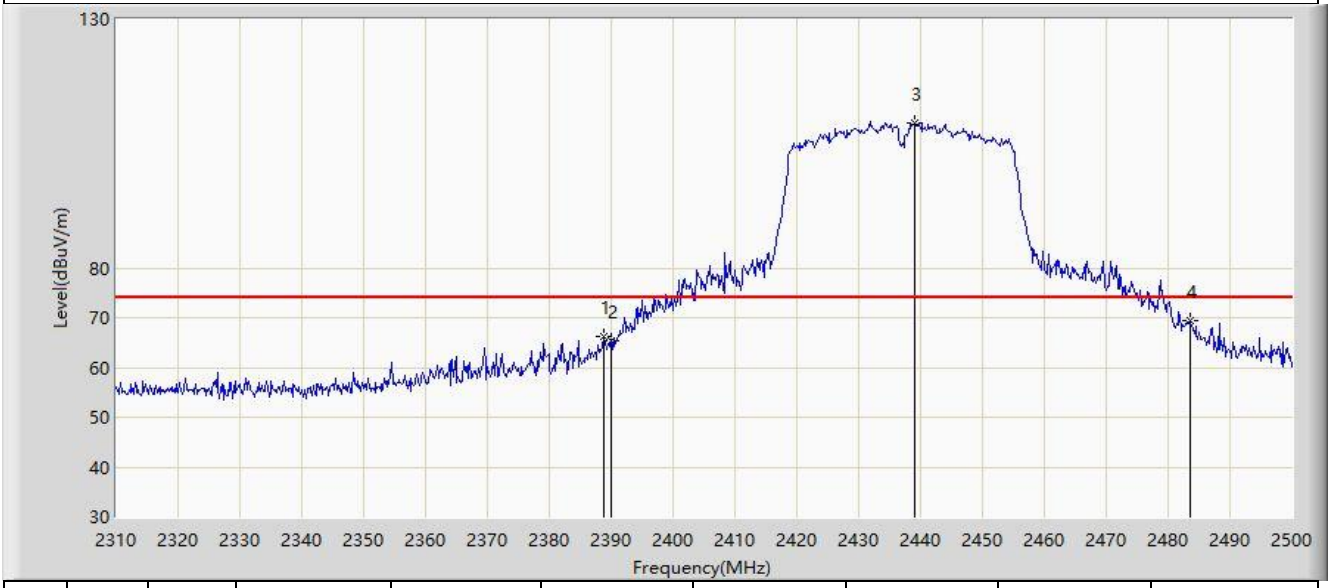

No	Flag	Mark	Frequency (MHz)	Measure Level (dBμV/m)	Reading Level (dBμV)	Margin (dB)	Limit (dBμV/m)	Factor (dB/m)	Type
1			2388.850	66.094	33.682	-7.906	74.000	32.412	PK
2			2390.000	65.428	33.024	-8.572	74.000	32.404	PK
3		*	2439.010	109.006	76.664	N/A	N/A	32.342	PK
4			2483.500	69.276	37.081	-4.724	74.000	32.195	PK

Note: Measure Level (dBμV/m) = Reading Level (dBμV) + Factor (dB/m)

Factor (dB/m) = Cable Loss (dB) + Antenna Factor (dB/m).

Site: SIP-AC2	Time: 2022/04/20 - 20:23
Limit: FCC_Part15_Band Edge(3m)	Engineer: Allen Zou
Probe: SIP-AC2_BBHA9120D_1-18GHz	Polarity: Vertical
EUT: Dual-Band Wireless AX1800 Gigabit Ethernet Gateway	Power: AC 120V/60Hz
Test Mode: Transmit at 2437MHz by 802.11n-HT40	

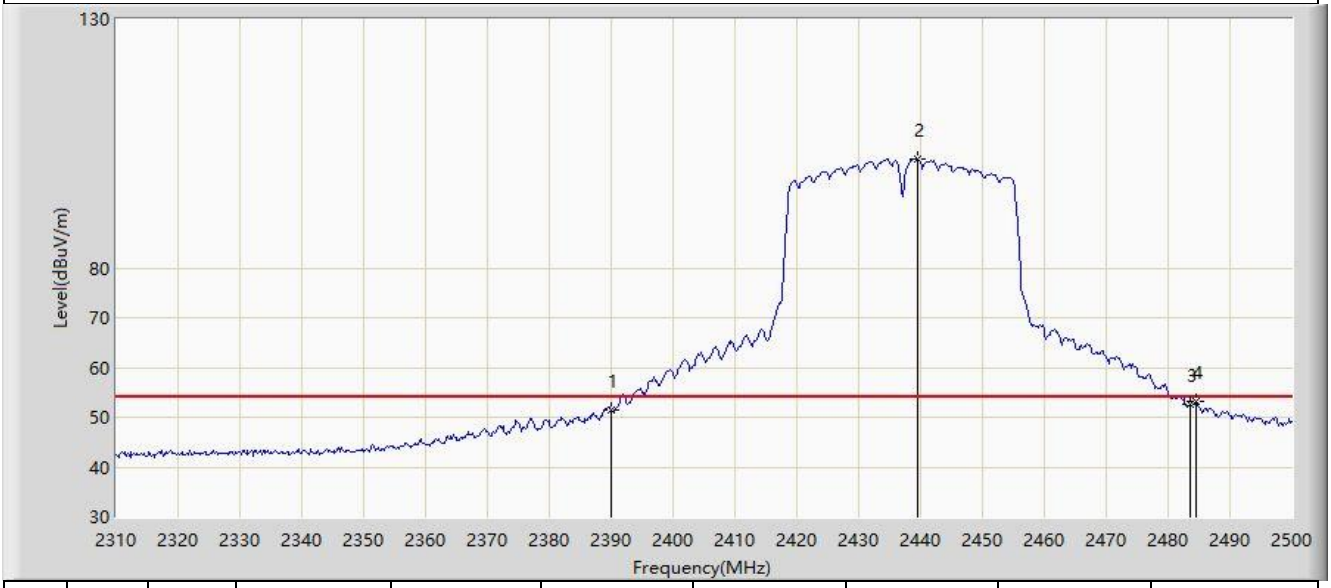

No	Flag	Mark	Frequency (MHz)	Measure Level (dBμV/m)	Reading Level (dBμV)	Margin (dB)	Limit (dBμV/m)	Factor (dB/m)	Type
1			2390.000	51.551	19.147	-2.449	54.000	32.404	AV
2		*	2439.580	101.919	69.578	N/A	N/A	32.342	AV
3			2483.500	52.633	20.438	-1.367	54.000	32.195	AV
4			2484.610	53.086	20.888	-0.914	54.000	32.198	AV

Note: Measure Level (dBμV/m) = Reading Level (dBμV) + Factor (dB/m)

Factor (dB/m) = Cable Loss (dB) + Antenna Factor (dB/m).

Site: SIP-AC3	Time: 2022/04/07 - 23:01
Limit: FCC_Part15_Band Edge(3m)	Engineer: Allen Zou
Probe: SIP-AC3_HF907_102861_1-18GHz	Polarity: Horizontal
EUT: Dual-Band Wireless AX1800 Gigabit Ethernet Gateway	Power: AC 120V/60Hz
Test Mode: Transmit at 2452MHz by 802.11n-HT40	

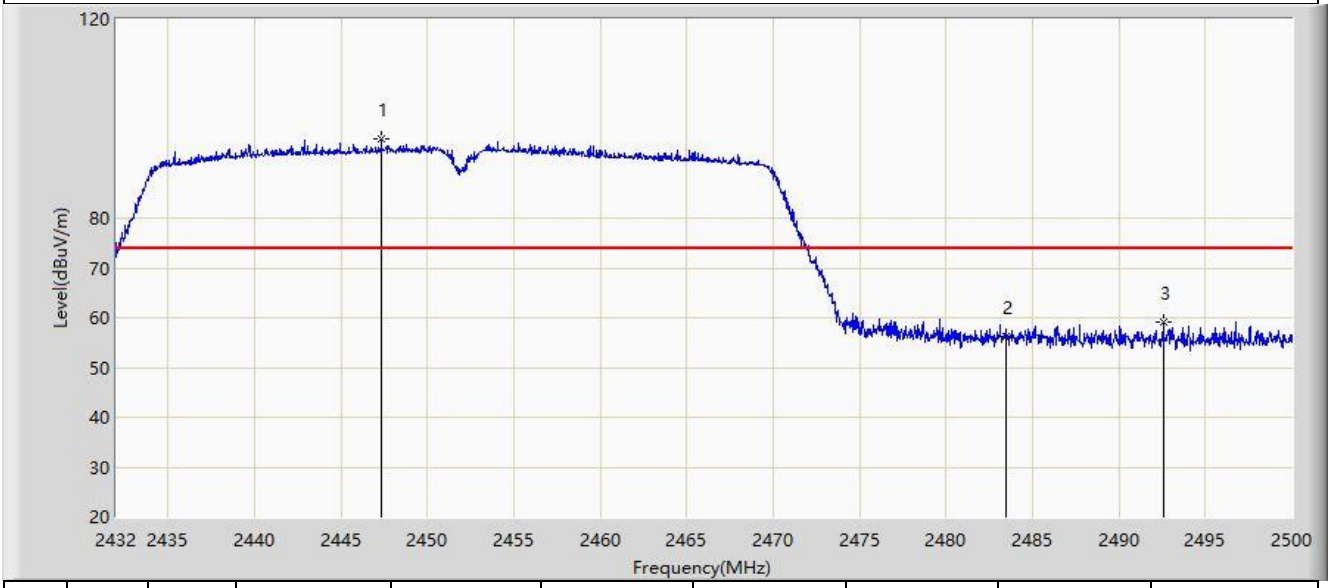

No	Flag	Mark	Frequency (MHz)	Measure Level (dBμV/m)	Reading Level (dBμV)	Margin (dB)	Limit (dBμV/m)	Factor (dB/m)	Type
1		*	2447.334	95.952	63.823	N/A	N/A	32.129	PK
2			2483.500	56.112	23.797	-17.888	74.000	32.315	PK
3			2492.554	59.275	26.914	-14.725	74.000	32.361	PK

Note: Measure Level (dBμV/m) = Reading Level (dBμV) + Factor (dB/m)

Factor (dB/m) = Cable Loss (dB) + Antenna Factor (dB/m).

Site: SIP-AC3	Time: 2022/04/07 - 23:04
Limit: FCC_Part15_Band Edge(3m)	Engineer: Allen Zou
Probe: SIP-AC3_HF907_102861_1-18GHz	Polarity: Horizontal
EUT: Dual-Band Wireless AX1800 Gigabit Ethernet Gateway	Power: AC 120V/60Hz
Test Mode: Transmit at 2452MHz by 802.11n-HT40	

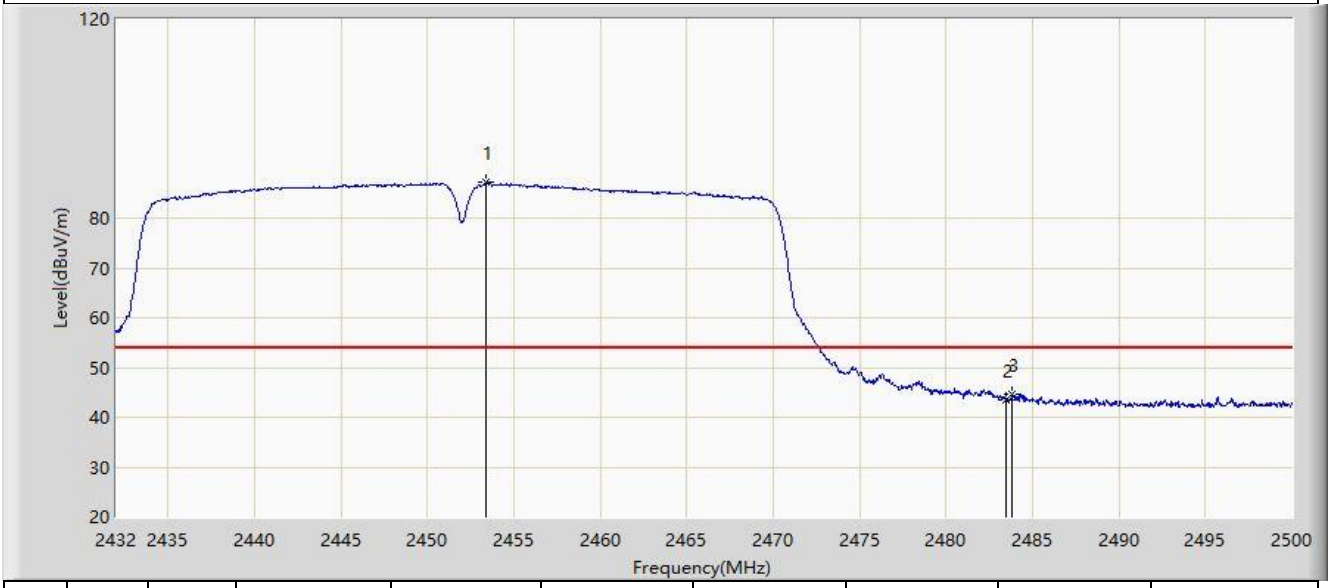

No	Flag	Mark	Frequency (MHz)	Measure Level (dBμV/m)	Reading Level (dBμV)	Margin (dB)	Limit (dBμV/m)	Factor (dB/m)	Type
1		*	2453.420	87.241	55.072	N/A	N/A	32.169	AV
2			2483.500	43.391	11.076	-10.609	54.000	32.315	AV
3			2483.850	44.604	12.287	-9.396	54.000	32.317	AV

Note: Measure Level (dBμV/m) = Reading Level (dBμV) + Factor (dB/m)

Factor (dB/m) = Cable Loss (dB) + Antenna Factor (dB/m).

Site: SIP-AC3	Time: 2022/04/07 - 23:00
Limit: FCC_Part15_Band Edge(3m)	Engineer: Allen Zou
Probe: SIP-AC3_HF907_102861_1-18GHz	Polarity: Vertical
EUT: Dual-Band Wireless AX1800 Gigabit Ethernet Gateway	Power: AC 120V/60Hz
Test Mode: Transmit at 2452MHz by 802.11n-HT40	

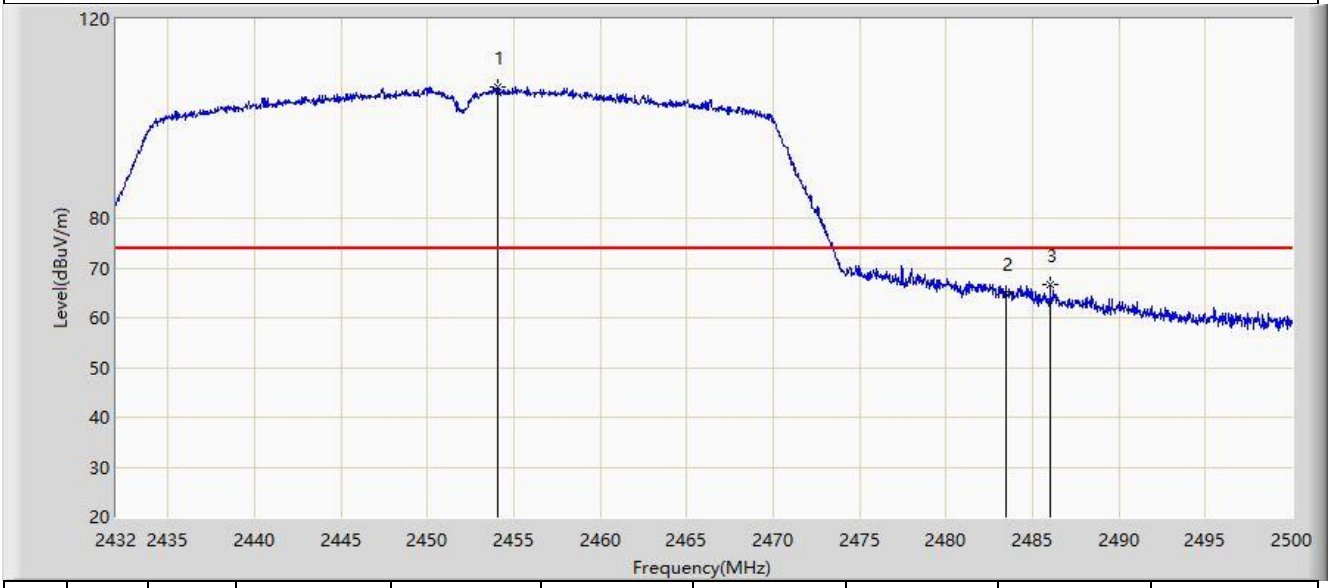

No	Flag	Mark	Frequency (MHz)	Measure Level (dBμV/m)	Reading Level (dBμV)	Margin (dB)	Limit (dBμV/m)	Factor (dB/m)	Type
1		*	2454.100	106.249	74.075	N/A	N/A	32.174	PK
2			2483.500	65.049	32.734	-8.951	74.000	32.315	PK
3			2486.026	66.788	34.460	-7.212	74.000	32.328	PK

Note: Measure Level (dBμV/m) = Reading Level (dBμV) + Factor (dB/m)

Factor (dB/m) = Cable Loss (dB) + Antenna Factor (dB/m).

Site: SIP-AC3	Time: 2022/04/07 - 23:00
Limit: FCC_Part15_Band Edge(3m)	Engineer: Allen Zou
Probe: SIP-AC3_HF907_102861_1-18GHz	Polarity: Vertical
EUT: Dual-Band Wireless AX1800 Gigabit Ethernet Gateway	Power: AC 120V/60Hz
Test Mode: Transmit at 2452MHz by 802.11n-HT40	

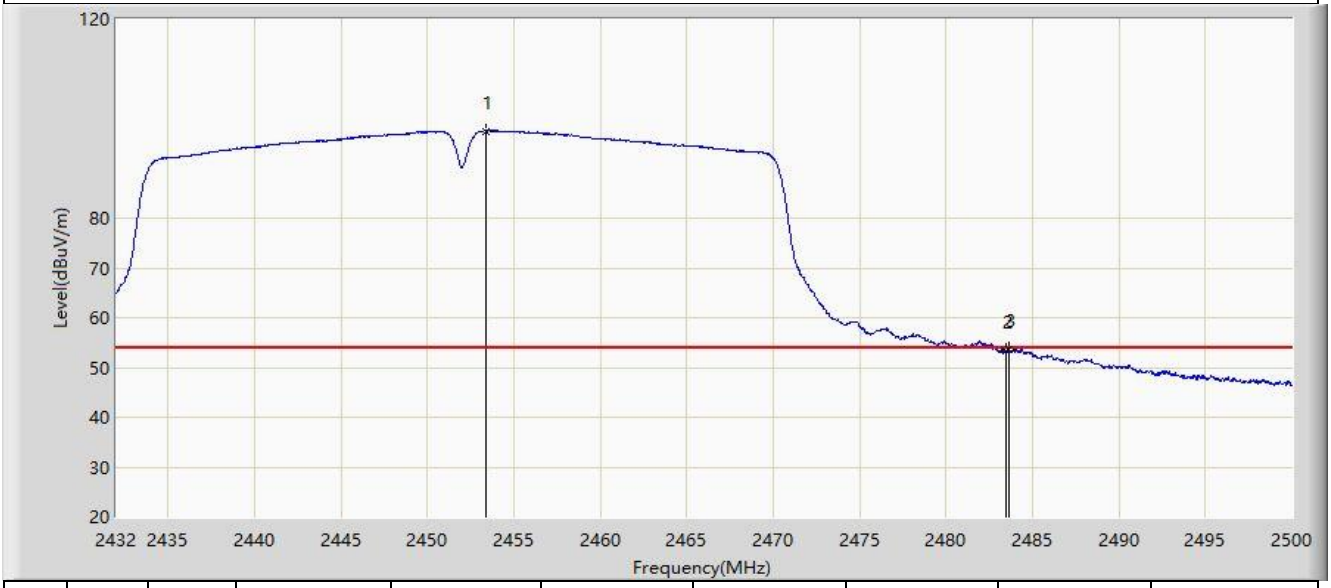

No	Flag	Mark	Frequency (MHz)	Measure Level (dBμV/m)	Reading Level (dBμV)	Margin (dB)	Limit (dBμV/m)	Factor (dB/m)	Type
1		*	2453.420	97.516	65.347	N/A	N/A	32.169	AV
2			2483.500	53.342	21.027	-0.658	54.000	32.315	AV
3			2483.680	53.570	21.254	-0.430	54.000	32.316	AV

Note: Measure Level (dBμV/m) = Reading Level (dBμV) + Factor (dB/m)

Factor (dB/m) = Cable Loss (dB) + Antenna Factor (dB/m).

Site: SIP-AC3	Time: 2022/04/07 - 23:16
Limit: FCC_Part15_Band Edge(3m)	Engineer: Allen Zou
Probe: SIP-AC3_HF907_102861_1-18GHz	Polarity: Horizontal
EUT: Dual-Band Wireless AX1800 Gigabit Ethernet Gateway	Power: AC 120V/60Hz
Test Mode: Transmit at 2412MHz by 802.11ax-HE20	

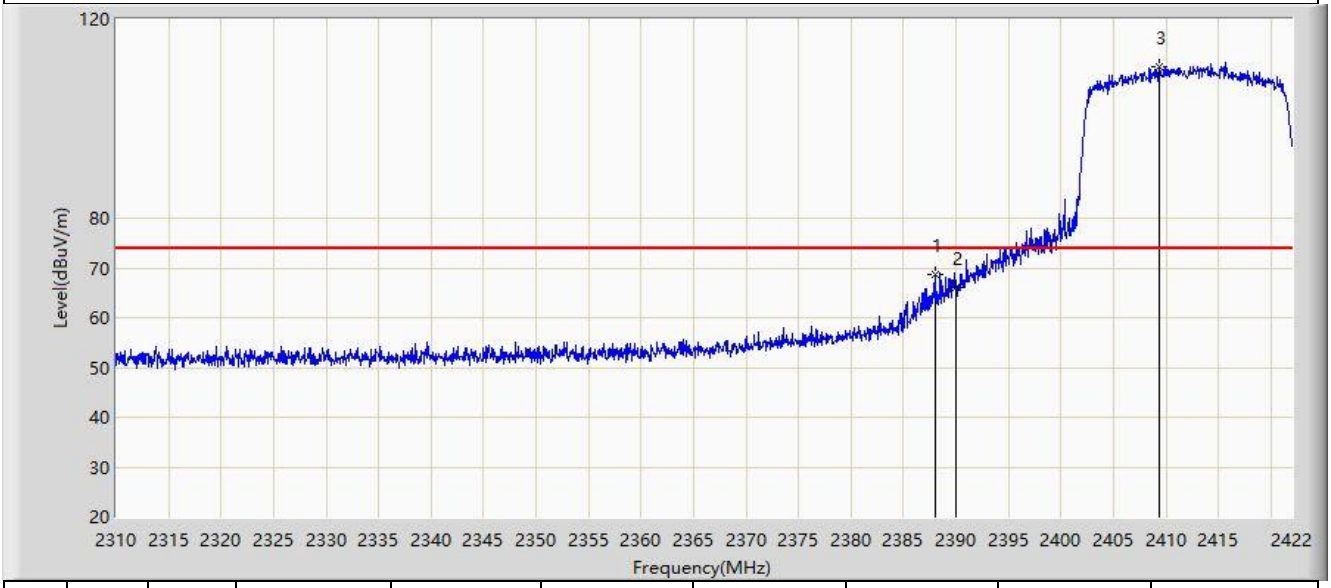

No	Flag	Mark	Frequency (MHz)	Measure Level (dBμV/m)	Reading Level (dBμV)	Margin (dB)	Limit (dBμV/m)	Factor (dB/m)	Type
1			2388.008	68.772	36.845	-5.228	74.000	31.927	PK
2			2390.000	66.040	34.101	-7.960	74.000	31.939	PK
3		*	2409.400	110.532	78.455	N/A	N/A	32.077	PK

Note: Measure Level (dBμV/m) = Reading Level (dBμV) + Factor (dB/m)

Factor (dB/m) = Cable Loss (dB) + Antenna Factor (dB/m).

Site: SIP-AC3	Time: 2022/04/07 - 23:19
Limit: FCC_Part15_Band Edge(3m)	Engineer: Allen Zou
Probe: SIP-AC3_HF907_102861_1-18GHz	Polarity: Horizontal
EUT: Dual-Band Wireless AX1800 Gigabit Ethernet Gateway	Power: AC 120V/60Hz
Test Mode: Transmit at 2412MHz by 802.11ax-HE20	

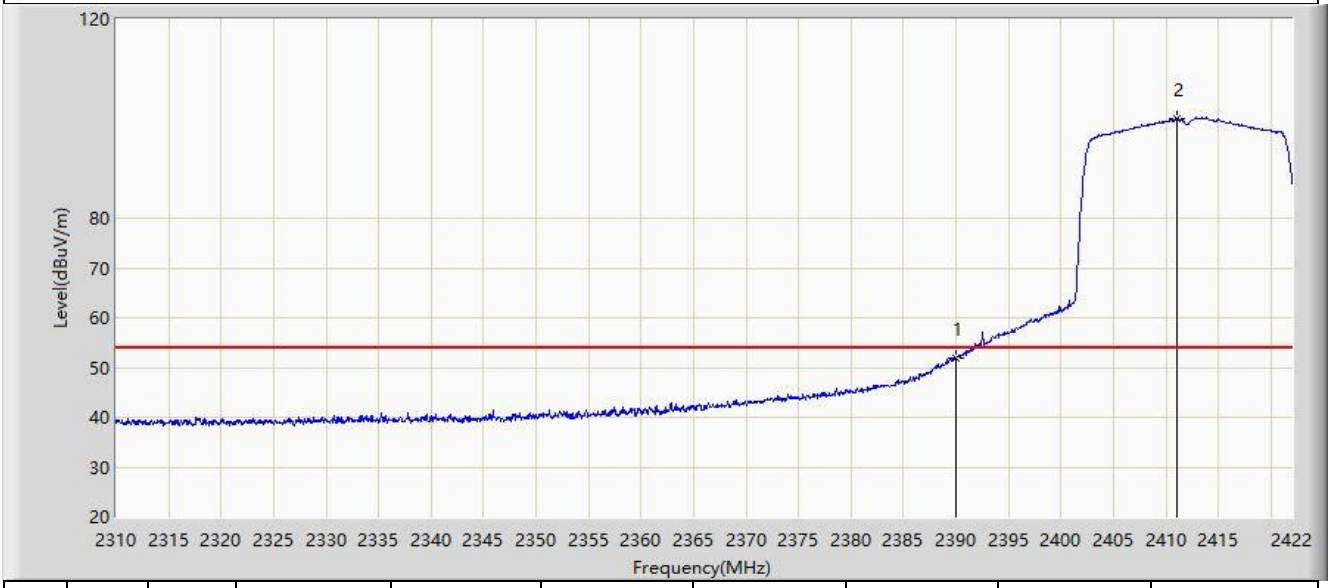

No	Flag	Mark	Frequency (MHz)	Measure Level (dBμV/m)	Reading Level (dBμV)	Margin (dB)	Limit (dBμV/m)	Factor (dB/m)	Type
1			2390.000	51.808	19.869	-2.192	54.000	31.939	AV
2		*	2411.080	100.008	67.920	N/A	N/A	32.088	AV

Note: Measure Level (dBμV/m) = Reading Level (dBμV) + Factor (dB/m)

Factor (dB/m) = Cable Loss (dB) + Antenna Factor (dB/m).

Site: SIP-AC3	Time: 2022/04/07 - 23:15
Limit: FCC_Part15_Band Edge(3m)	Engineer: Allen Zou
Probe: SIP-AC3_HF907_102861_1-18GHz	Polarity: Vertical
EUT: Dual-Band Wireless AX1800 Gigabit Ethernet Gateway	Power: AC 120V/60Hz
Test Mode: Transmit at 2412MHz by 802.11ax-HE20	

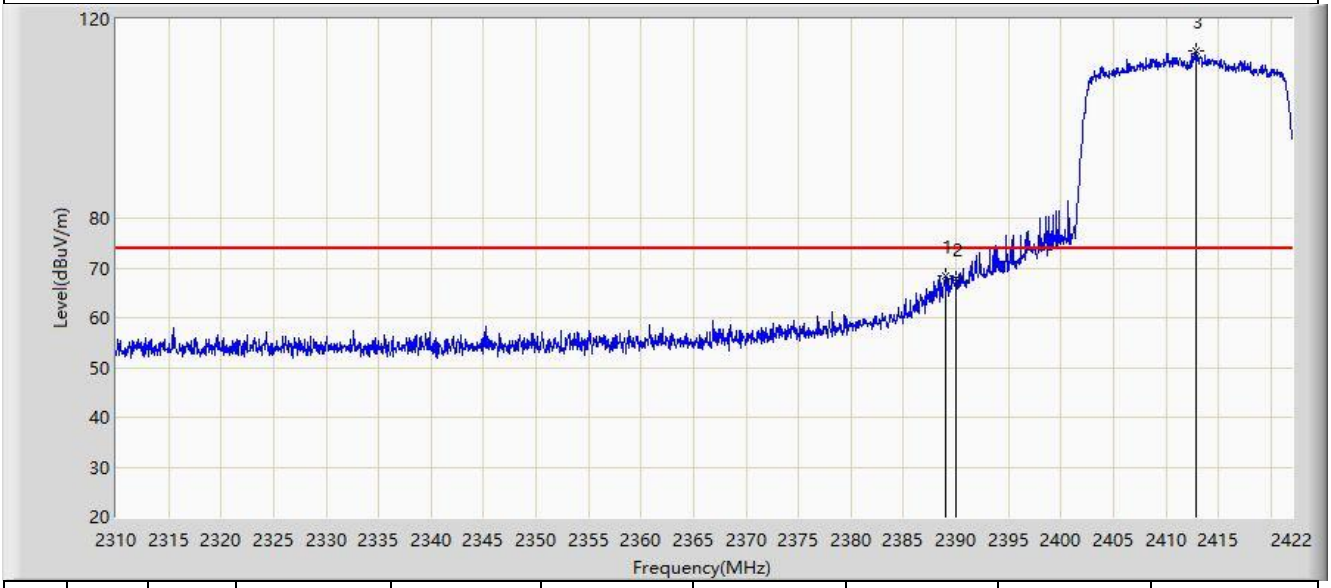

No	Flag	Mark	Frequency (MHz)	Measure Level (dBμV/m)	Reading Level (dBμV)	Margin (dB)	Limit (dBμV/m)	Factor (dB/m)	Type
1			2388.960	68.429	36.496	-5.571	74.000	31.933	PK
2			2390.000	67.937	35.998	-6.063	74.000	31.939	PK
3		*	2412.816	113.510	81.424	N/A	N/A	32.086	PK

Note: Measure Level (dBμV/m) = Reading Level (dBμV) + Factor (dB/m)

Factor (dB/m) = Cable Loss (dB) + Antenna Factor (dB/m).

Site: SIP-AC3	Time: 2022/04/07 - 23:14
Limit: FCC_Part15_Band Edge(3m)	Engineer: Allen Zou
Probe: SIP-AC3_HF907_102861_1-18GHz	Polarity: Vertical
EUT: Dual-Band Wireless AX1800 Gigabit Ethernet Gateway	Power: AC 120V/60Hz
Test Mode: Transmit at 2412MHz by 802.11ax-HE20	

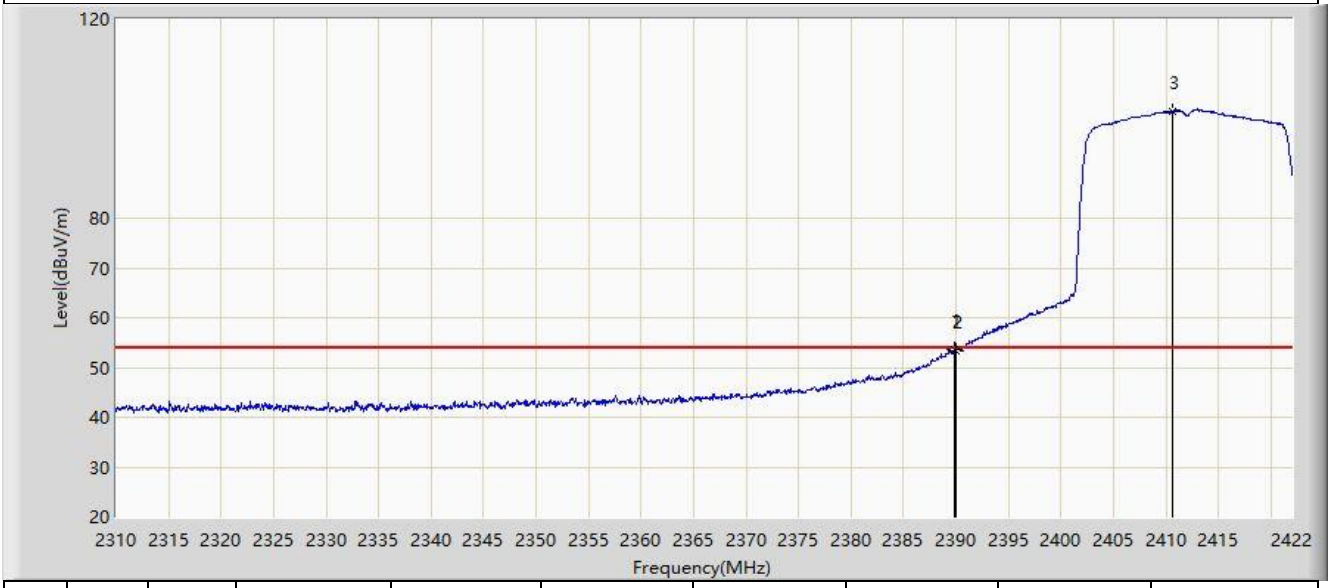

No	Flag	Mark	Frequency (MHz)	Measure Level (dBμV/m)	Reading Level (dBμV)	Margin (dB)	Limit (dBμV/m)	Factor (dB/m)	Type
1			2389.912	53.762	21.824	-0.238	54.000	31.938	AV
2			2390.000	53.401	21.462	-0.599	54.000	31.939	AV
3		*	2410.632	101.589	69.503	N/A	N/A	32.086	AV

Note: Measure Level (dBμV/m) = Reading Level (dBμV) + Factor (dB/m)

Factor (dB/m) = Cable Loss (dB) + Antenna Factor (dB/m).

Site: SIP-AC2	Time: 2022/04/20 - 20:45
Limit: FCC_Part15_Band Edge(3m)	Engineer: Allen Zou
Probe: SIP-AC2_BBHA9120D_1-18GHz	Polarity: Vertical
EUT: Dual-Band Wireless AX1800 Gigabit Ethernet Gateway	Power: AC 120V/60Hz
Test Mode: Transmit at 2417MHz by 802.11ax-HE20	

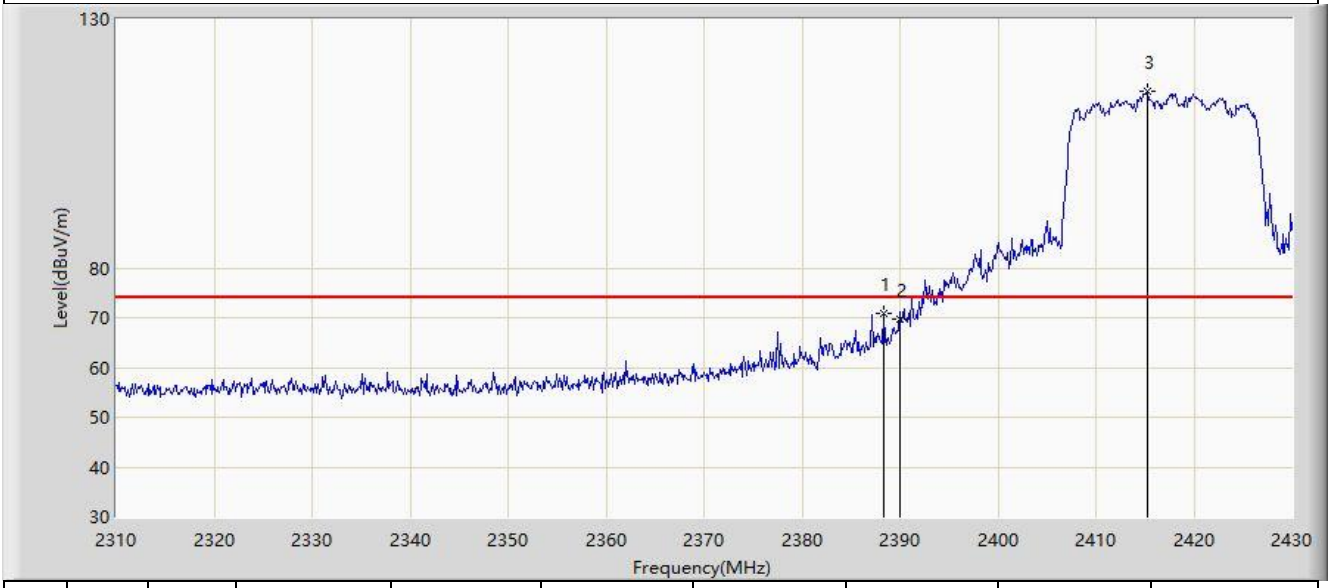

No	Flag	Mark	Frequency (MHz)	Measure Level (dBμV/m)	Reading Level (dBμV)	Margin (dB)	Limit (dBμV/m)	Factor (dB/m)	Type
1			2388.360	70.849	38.434	-3.151	74.000	32.415	PK
2			2390.000	69.706	37.302	-4.294	74.000	32.404	PK
3		*	2415.240	115.561	83.208	N/A	N/A	32.352	PK

Note: Measure Level (dBμV/m) = Reading Level (dBμV) + Factor (dB/m)

Factor (dB/m) = Cable Loss (dB) + Antenna Factor (dB/m).

Site: SIP-AC2	Time: 2022/04/20 - 20:42
Limit: FCC_Part15_Band Edge(3m)	Engineer: Allen Zou
Probe: SIP-AC2_BBHA9120D_1-18GHz	Polarity: Vertical
EUT: Dual-Band Wireless AX1800 Gigabit Ethernet Gateway	Power: AC 120V/60Hz
Test Mode: Transmit at 2417MHz by 802.11ax-HE20	

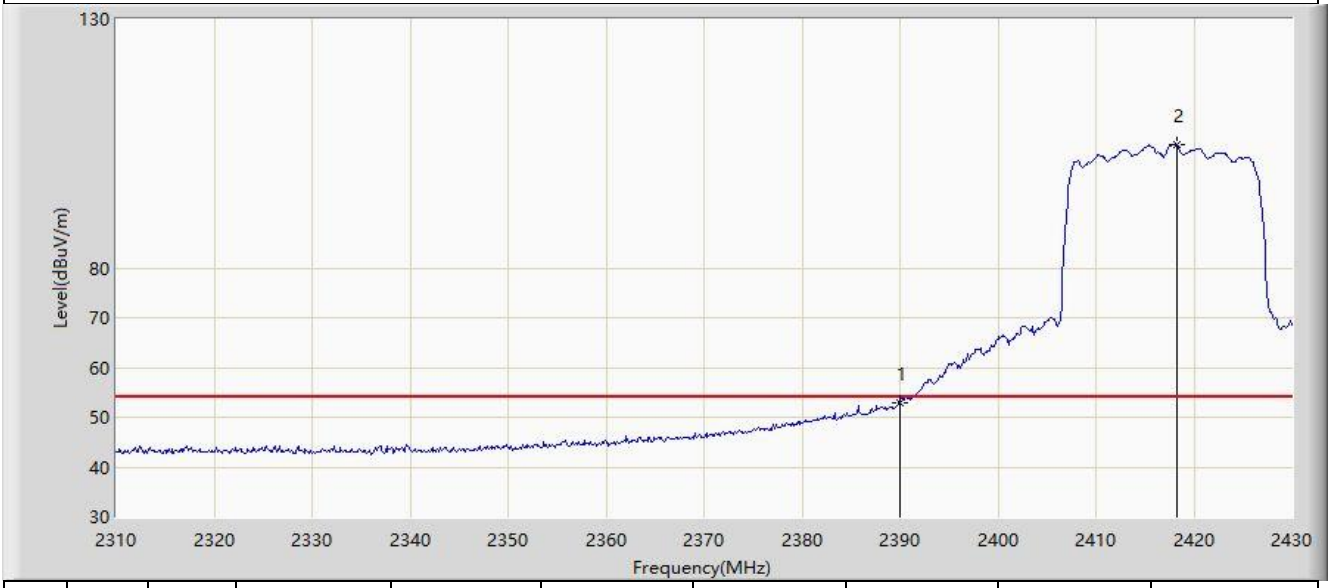

No	Flag	Mark	Frequency (MHz)	Measure Level (dBμV/m)	Reading Level (dBμV)	Margin (dB)	Limit (dBμV/m)	Factor (dB/m)	Type
1			2390.000	52.991	20.587	-1.009	54.000	32.404	AV
2		*	2418.240	104.735	72.382	N/A	N/A	32.353	AV

Note: Measure Level (dBμV/m) = Reading Level (dBμV) + Factor (dB/m)

Factor (dB/m) = Cable Loss (dB) + Antenna Factor (dB/m).

Site: SIP-AC2	Time: 2022/04/20 - 20:34
Limit: FCC_Part15_Band Edge(3m)	Engineer: Allen Zou
Probe: SIP-AC2_BBHA9120D_1-18GHz	Polarity: Vertical
EUT: Dual-Band Wireless AX1800 Gigabit Ethernet Gateway	Power: AC 120V/60Hz
Test Mode: Transmit at 2437MHz by 802.11ax-HE20	

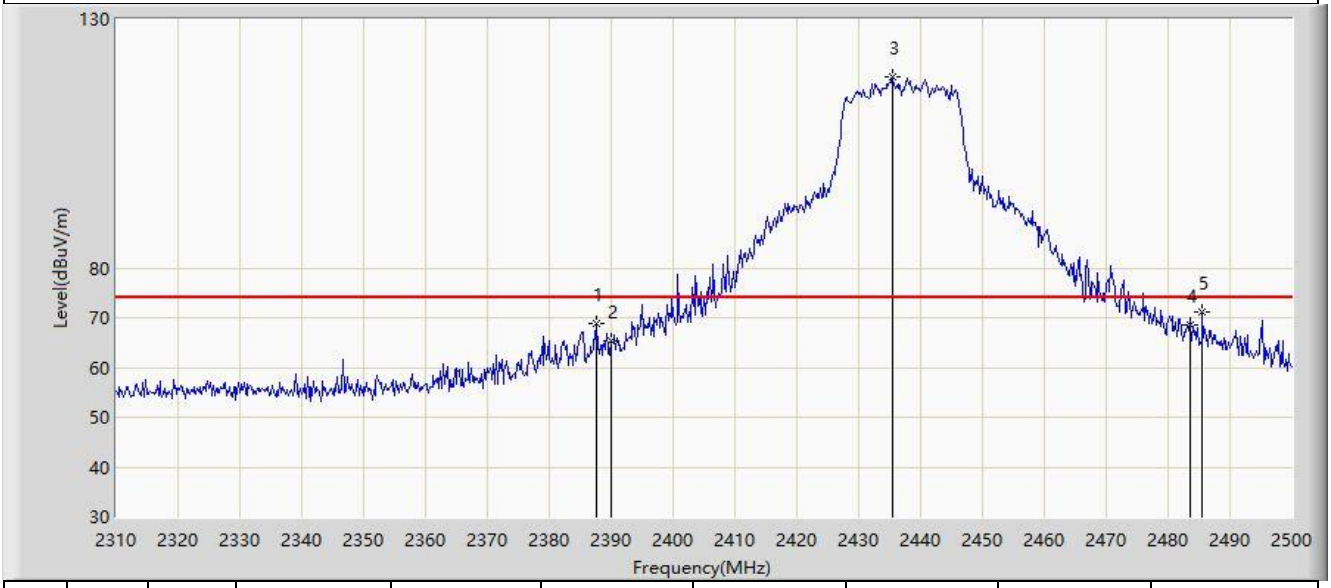

No	Flag	Mark	Frequency (MHz)	Measure Level (dBμV/m)	Reading Level (dBμV)	Margin (dB)	Limit (dBμV/m)	Factor (dB/m)	Type
1			2387.710	68.871	36.452	-5.129	74.000	32.419	PK
2			2390.000	65.365	32.961	-8.635	74.000	32.404	PK
3		*	2435.400	118.318	85.972	N/A	N/A	32.347	PK
4			2483.500	68.665	36.470	-5.335	74.000	32.195	PK
5			2485.560	71.234	39.033	-2.766	74.000	32.201	PK

Note: Measure Level (dBμV/m) = Reading Level (dBμV) + Factor (dB/m)

Factor (dB/m) = Cable Loss (dB) + Antenna Factor (dB/m).

Site: SIP-AC2	Time: 2022/04/20 - 20:32
Limit: FCC_Part15_Band Edge(3m)	Engineer: Allen Zou
Probe: SIP-AC2_BBHA9120D_1-18GHz	Polarity: Vertical
EUT: Dual-Band Wireless AX1800 Gigabit Ethernet Gateway	Power: AC 120V/60Hz
Test Mode: Transmit at 2437MHz by 802.11ax-HE20	

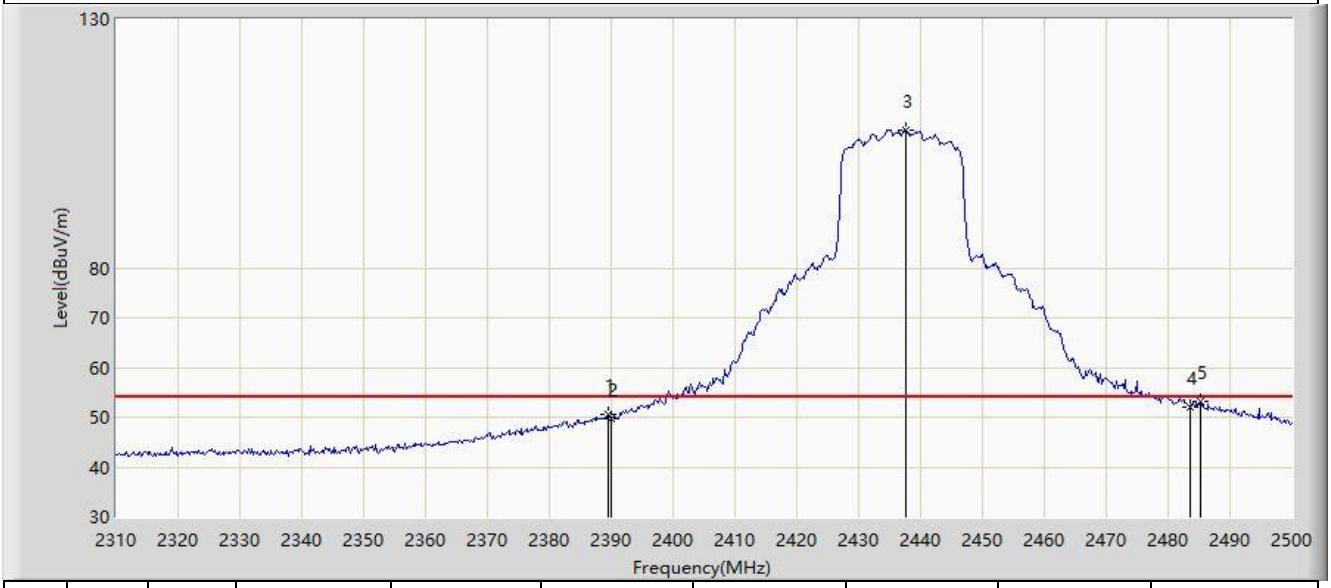

No	Flag	Mark	Frequency (MHz)	Measure Level (dBμV/m)	Reading Level (dBμV)	Margin (dB)	Limit (dBμV/m)	Factor (dB/m)	Type
1			2389.610	50.615	18.208	-3.385	54.000	32.407	AV
2			2390.000	49.764	17.360	-4.236	54.000	32.404	AV
3		*	2437.680	107.781	75.437	N/A	N/A	32.343	AV
4			2483.500	52.141	19.946	-1.859	54.000	32.195	AV
5			2485.180	53.291	21.091	-0.709	54.000	32.200	AV

Note: Measure Level (dBμV/m) = Reading Level (dBμV) + Factor (dB/m)

Factor (dB/m) = Cable Loss (dB) + Antenna Factor (dB/m).

Site: SIP-AC2	Time: 2022/04/20 - 21:26
Limit: FCC_Part15_Band Edge(3m)	Engineer: Allen Zou
Probe: SIP-AC2_BBHA9120D_1-18GHz	Polarity: Vertical
EUT: Dual-Band Wireless AX1800 Gigabit Ethernet Gateway	Power: AC 120V/60Hz
Test Mode: Transmit at 2447MHz by 802.11ax-HE20	

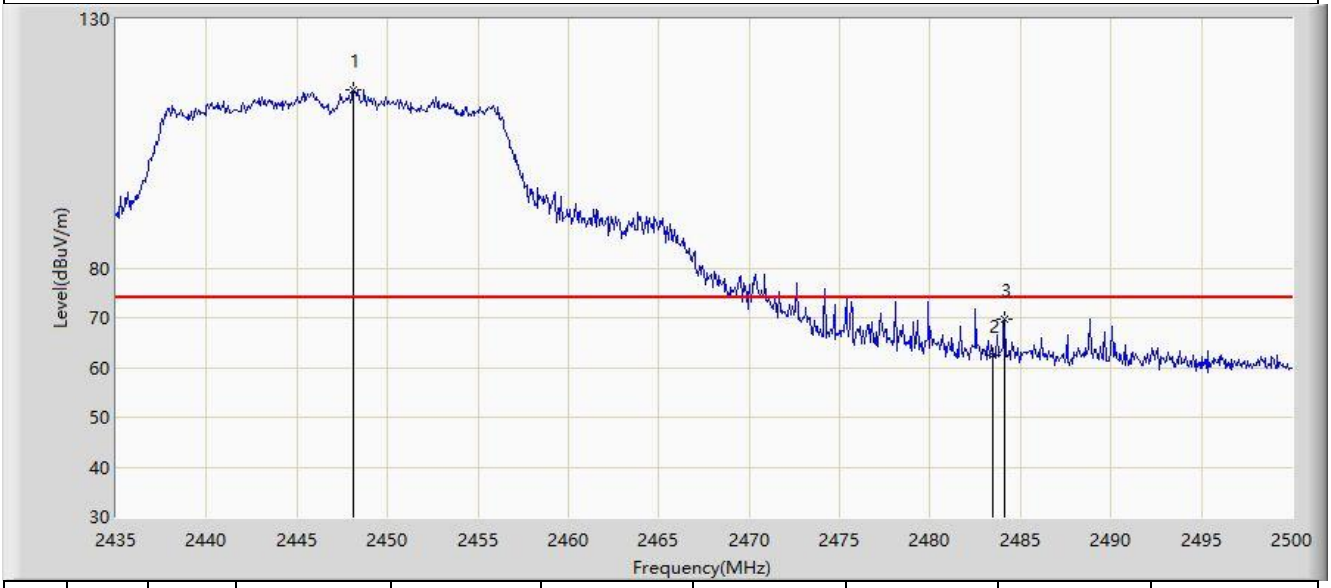

No	Flag	Mark	Frequency (MHz)	Measure Level (dBμV/m)	Reading Level (dBμV)	Margin (dB)	Limit (dBμV/m)	Factor (dB/m)	Type
1		*	2448.130	115.789	83.464	N/A	N/A	32.325	PK
2			2483.500	62.604	30.409	-11.396	74.000	32.195	PK
3			2484.140	69.767	37.570	-4.233	74.000	32.197	PK

Note: Measure Level (dBμV/m) = Reading Level (dBμV) + Factor (dB/m)

Factor (dB/m) = Cable Loss (dB) + Antenna Factor (dB/m).

Site: SIP-AC2	Time: 2022/04/20 - 21:23
Limit: FCC_Part15_Band Edge(3m)	Engineer: Allen Zou
Probe: SIP-AC2_BBHA9120D_1-18GHz	Polarity: Vertical
EUT: Dual-Band Wireless AX1800 Gigabit Ethernet Gateway	Power: AC 120V/60Hz
Test Mode: Transmit at 2447MHz by 802.11ax-HE20	

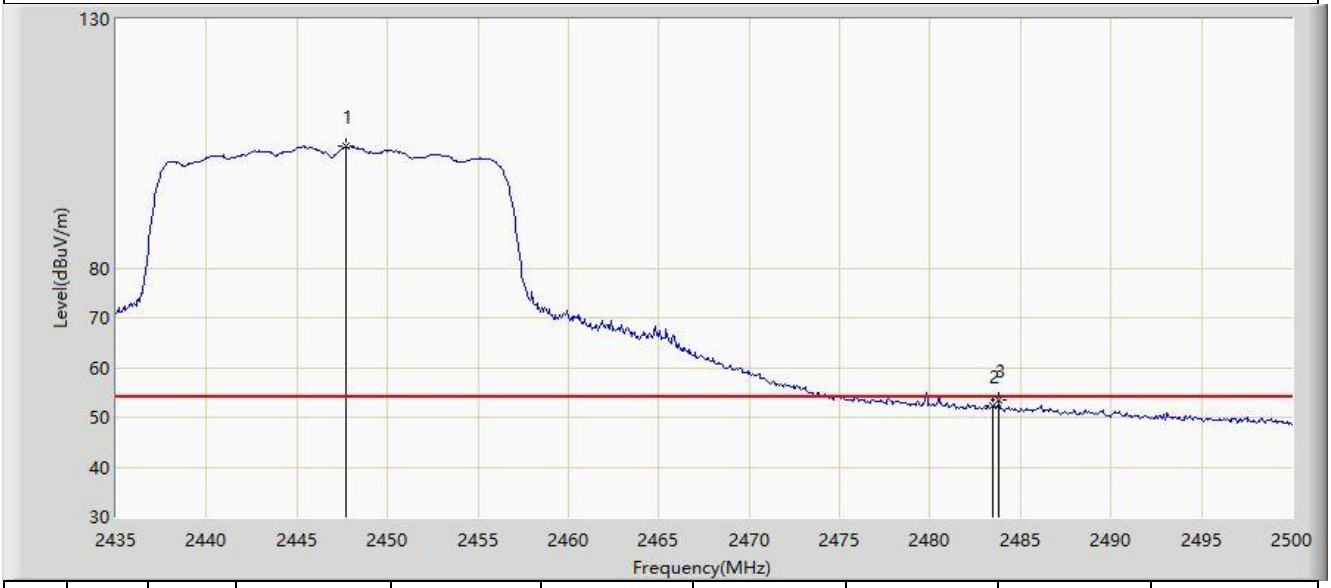

No	Flag	Mark	Frequency (MHz)	Measure Level (dBμV/m)	Reading Level (dBμV)	Margin (dB)	Limit (dBμV/m)	Factor (dB/m)	Type
1		*	2447.740	104.394	72.068	N/A	N/A	32.326	AV
2			2483.500	52.203	20.008	-1.797	54.000	32.195	AV
3			2483.815	53.422	21.226	-0.578	54.000	32.196	AV

Note: Measure Level (dBμV/m) = Reading Level (dBμV) + Factor (dB/m)

Factor (dB/m) = Cable Loss (dB) + Antenna Factor (dB/m).

Site: SIP-AC2	Time: 2022/04/20 - 21:16
Limit: FCC_Part15_Band Edge(3m)	Engineer: Allen Zou
Probe: SIP-AC2_BBHA9120D_1-18GHz	Polarity: Vertical
EUT: Dual-Band Wireless AX1800 Gigabit Ethernet Gateway	Power: AC 120V/60Hz
Test Mode: Transmit at 2452MHz by 802.11ax-HE20	

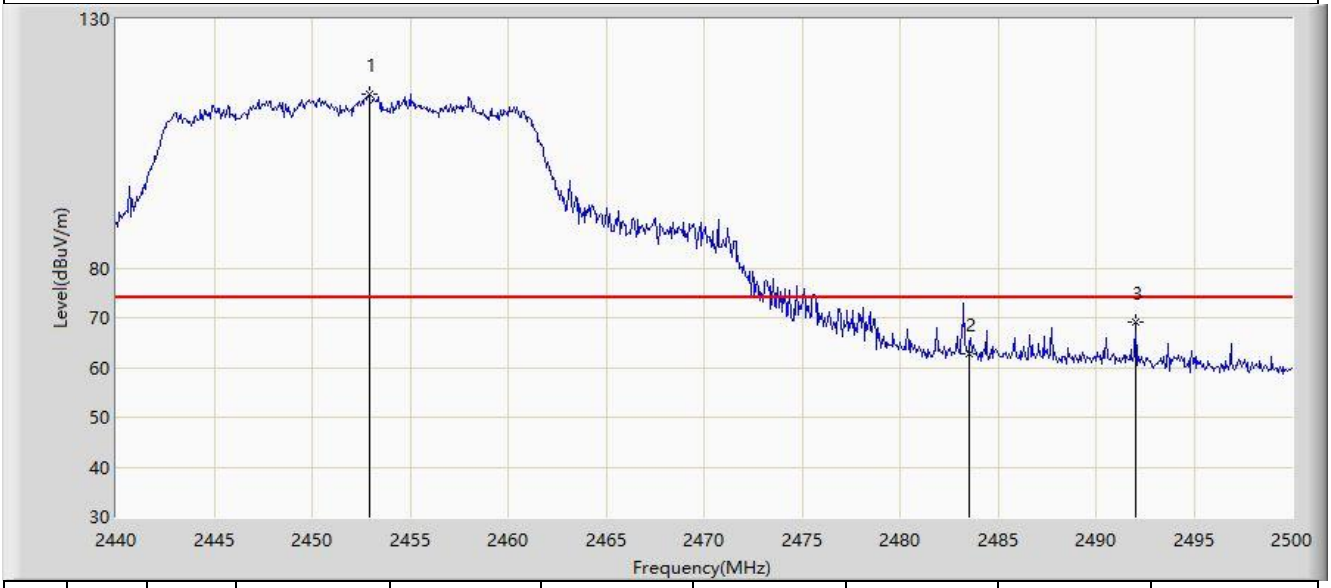

No	Flag	Mark	Frequency (MHz)	Measure Level (dBμV/m)	Reading Level (dBμV)	Margin (dB)	Limit (dBμV/m)	Factor (dB/m)	Type
1		*	2452.900	114.903	82.594	N/A	N/A	32.310	PK
2			2483.500	62.696	30.501	-11.304	74.000	32.195	PK
3			2492.020	69.178	36.960	-4.822	74.000	32.218	PK

Note: Measure Level (dBμV/m) = Reading Level (dBμV) + Factor (dB/m)

Factor (dB/m) = Cable Loss (dB) + Antenna Factor (dB/m).

Site: SIP-AC2	Time: 2022/04/20 - 21:12
Limit: FCC_Part15_Band Edge(3m)	Engineer: Allen Zou
Probe: SIP-AC2_BBHA9120D_1-18GHz	Polarity: Vertical
EUT: Dual-Band Wireless AX1800 Gigabit Ethernet Gateway	Power: AC 120V/60Hz
Test Mode: Transmit at 2452MHz by 802.11ax-HE20	

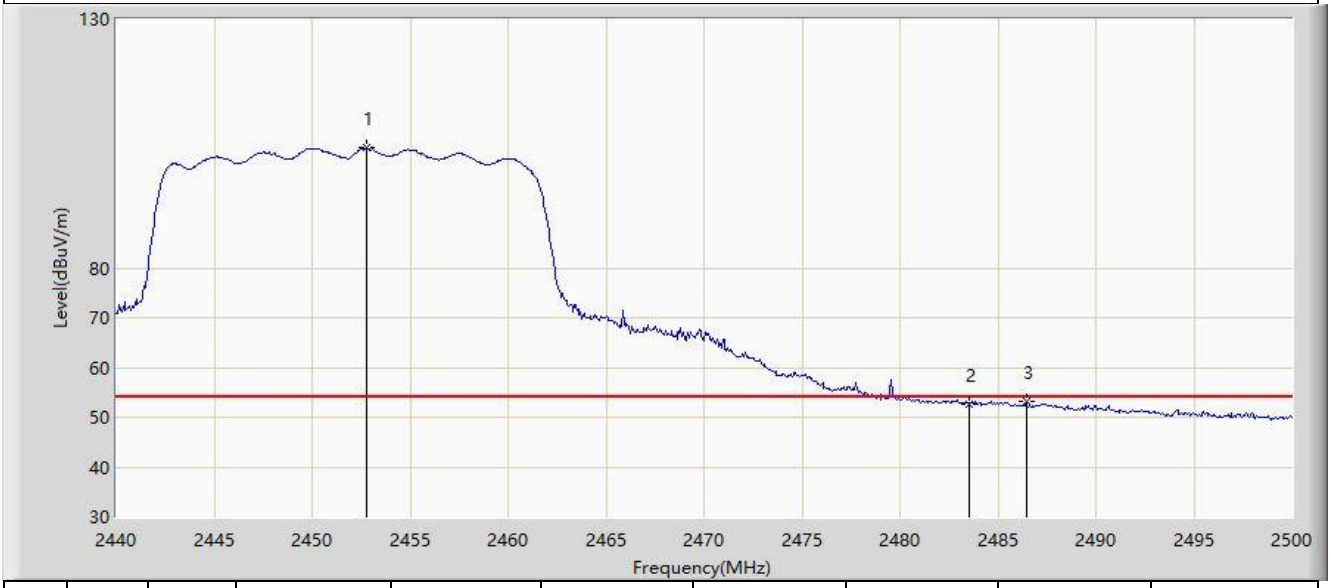

No	Flag	Mark	Frequency (MHz)	Measure Level (dBμV/m)	Reading Level (dBμV)	Margin (dB)	Limit (dBμV/m)	Factor (dB/m)	Type
1		*	2452.780	104.091	71.781	N/A	N/A	32.310	AV
2			2483.500	52.711	20.516	-1.289	54.000	32.195	AV
3			2486.440	53.308	21.105	-0.692	54.000	32.203	AV

Note: Measure Level (dBμV/m) = Reading Level (dBμV) + Factor (dB/m)

Factor (dB/m) = Cable Loss (dB) + Antenna Factor (dB/m).

Site: SIP-AC2	Time: 2022/04/20 - 21:09
Limit: FCC_Part15_Band Edge(3m)	Engineer: Allen Zou
Probe: SIP-AC2_BBHA9120D_1-18GHz	Polarity: Vertical
EUT: Dual-Band Wireless AX1800 Gigabit Ethernet Gateway	Power: AC 120V/60Hz
Test Mode: Transmit at 2457MHz by 802.11ax-HE20	

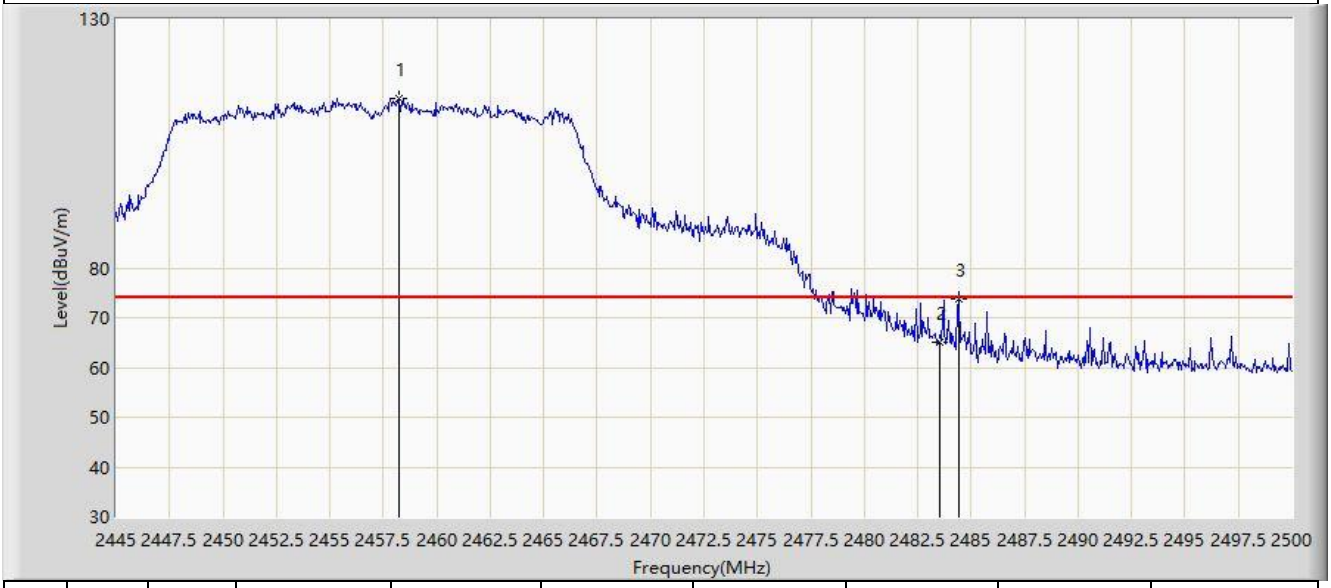

No	Flag	Mark	Frequency (MHz)	Measure Level (dBμV/m)	Reading Level (dBμV)	Margin (dB)	Limit (dBμV/m)	Factor (dB/m)	Type
1		*	2458.240	114.030	81.738	N/A	N/A	32.292	PK
2			2483.500	65.048	32.853	-8.952	74.000	32.195	PK
3			2484.456	73.884	41.686	-0.116	74.000	32.198	PK

Note: Measure Level (dBμV/m) = Reading Level (dBμV) + Factor (dB/m)

Factor (dB/m) = Cable Loss (dB) + Antenna Factor (dB/m).

Site: SIP-AC2	Time: 2022/04/20 - 20:58
Limit: FCC_Part15_Band Edge(3m)	Engineer: Allen Zou
Probe: SIP-AC2_BBHA9120D_1-18GHz	Polarity: Vertical
EUT: Dual-Band Wireless AX1800 Gigabit Ethernet Gateway	Power: AC 120V/60Hz
Test Mode: Transmit at 2457MHz by 802.11ax-HE20	

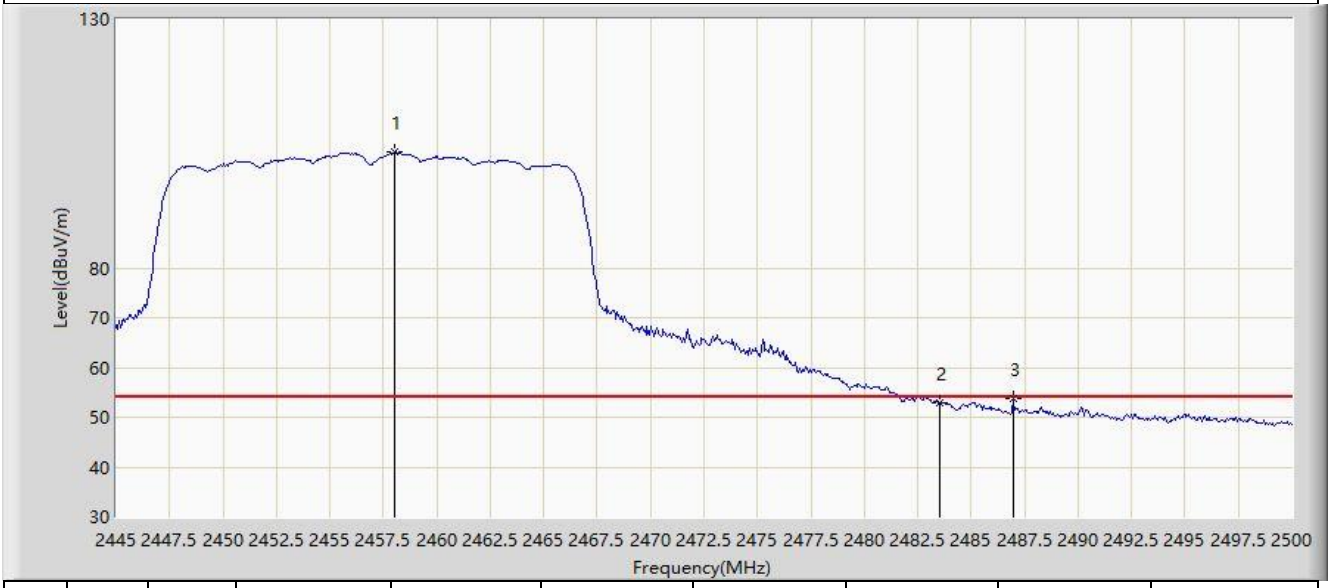

No	Flag	Mark	Frequency (MHz)	Measure Level (dBμV/m)	Reading Level (dBμV)	Margin (dB)	Limit (dBμV/m)	Factor (dB/m)	Type
1		*	2458.008	103.238	70.945	N/A	N/A	32.293	AV
2			2483.500	52.934	20.739	-1.066	54.000	32.195	AV
3			2486.950	53.625	21.420	-0.375	54.000	32.205	AV

Note: Measure Level (dBμV/m) = Reading Level (dBμV) + Factor (dB/m)

Factor (dB/m) = Cable Loss (dB) + Antenna Factor (dB/m).

Site: SIP-AC3	Time: 2022/04/07 - 23:32
Limit: FCC_Part15_Band Edge(3m)	Engineer: Allen Zou
Probe: SIP-AC3_HF907_102861_1-18GHz	Polarity: Horizontal
EUT: Dual-Band Wireless AX1800 Gigabit Ethernet Gateway	Power: AC 120V/60Hz
Test Mode: Transmit at 2462MHz by 802.11ax-HE20	

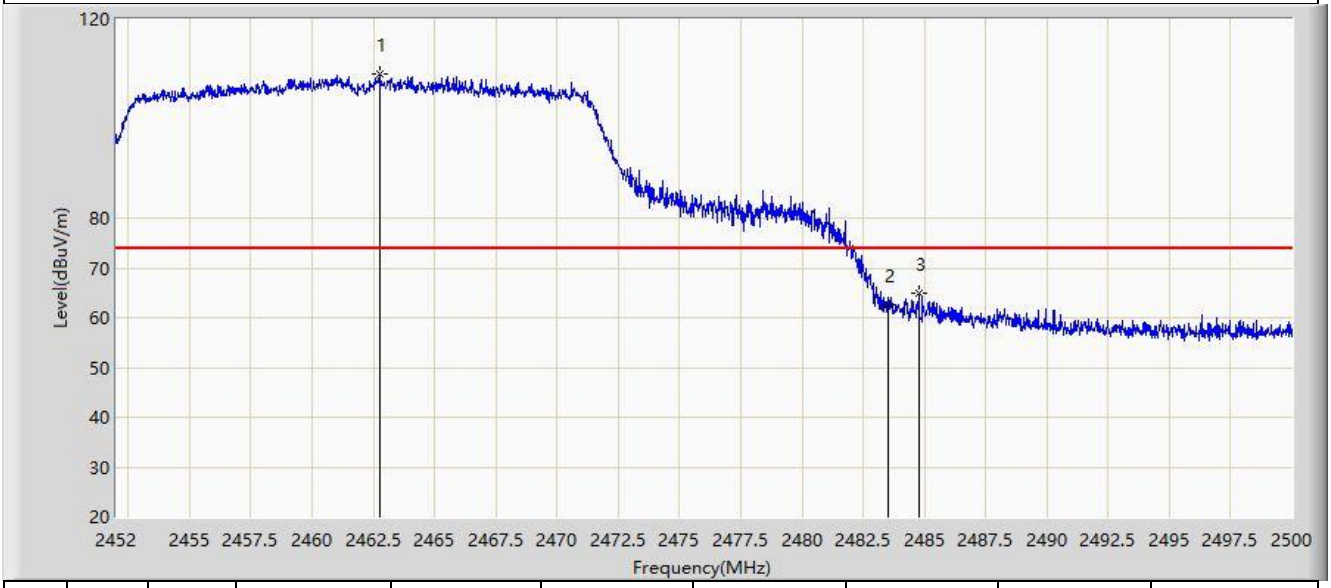

No	Flag	Mark	Frequency (MHz)	Measure Level (dBμV/m)	Reading Level (dBμV)	Margin (dB)	Limit (dBμV/m)	Factor (dB/m)	Type
1		*	2462.752	108.843	76.615	N/A	N/A	32.228	PK
2			2483.500	62.666	30.351	-11.334	74.000	32.315	PK
3			2484.760	64.790	32.469	-9.210	74.000	32.321	PK

Note: Measure Level (dBμV/m) = Reading Level (dBμV) + Factor (dB/m)

Factor (dB/m) = Cable Loss (dB) + Antenna Factor (dB/m).

Site: SIP-AC3	Time: 2022/04/07 - 23:34
Limit: FCC_Part15_Band Edge(3m)	Engineer: Allen Zou
Probe: SIP-AC3_HF907_102861_1-18GHz	Polarity: Horizontal
EUT: Dual-Band Wireless AX1800 Gigabit Ethernet Gateway	Power: AC 120V/60Hz
Test Mode: Transmit at 2462MHz by 802.11ax-HE20	

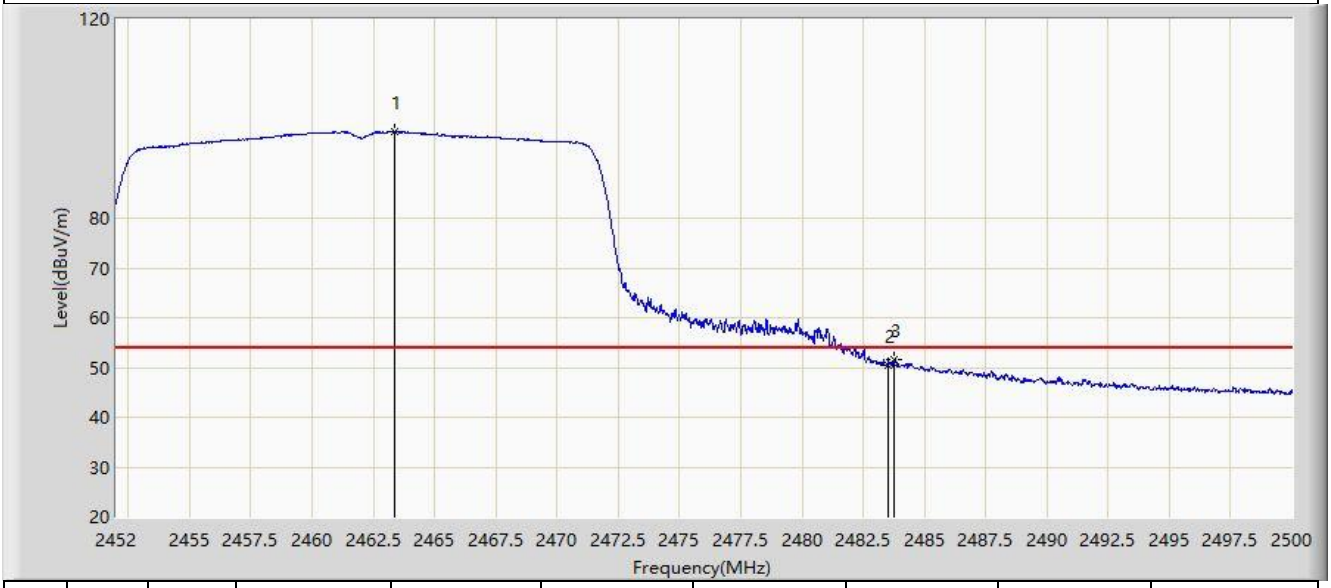

No	Flag	Mark	Frequency (MHz)	Measure Level (dBμV/m)	Reading Level (dBμV)	Margin (dB)	Limit (dBμV/m)	Factor (dB/m)	Type
1		*	2463.352	97.493	65.263	N/A	N/A	32.231	AV
2			2483.500	50.502	18.187	-3.498	54.000	32.315	AV
3			2483.776	51.518	19.201	-2.482	54.000	32.317	AV

Note: Measure Level (dBμV/m) = Reading Level (dBμV) + Factor (dB/m)

Factor (dB/m) = Cable Loss (dB) + Antenna Factor (dB/m).

Site: SIP-AC3	Time: 2022/04/07 - 23:30
Limit: FCC_Part15_Band Edge(3m)	Engineer: Allen Zou
Probe: SIP-AC3_HF907_102861_1-18GHz	Polarity: Vertical
EUT: Dual-Band Wireless AX1800 Gigabit Ethernet Gateway	Power: AC 120V/60Hz
Test Mode: Transmit at 2462MHz by 802.11ax-HE20	

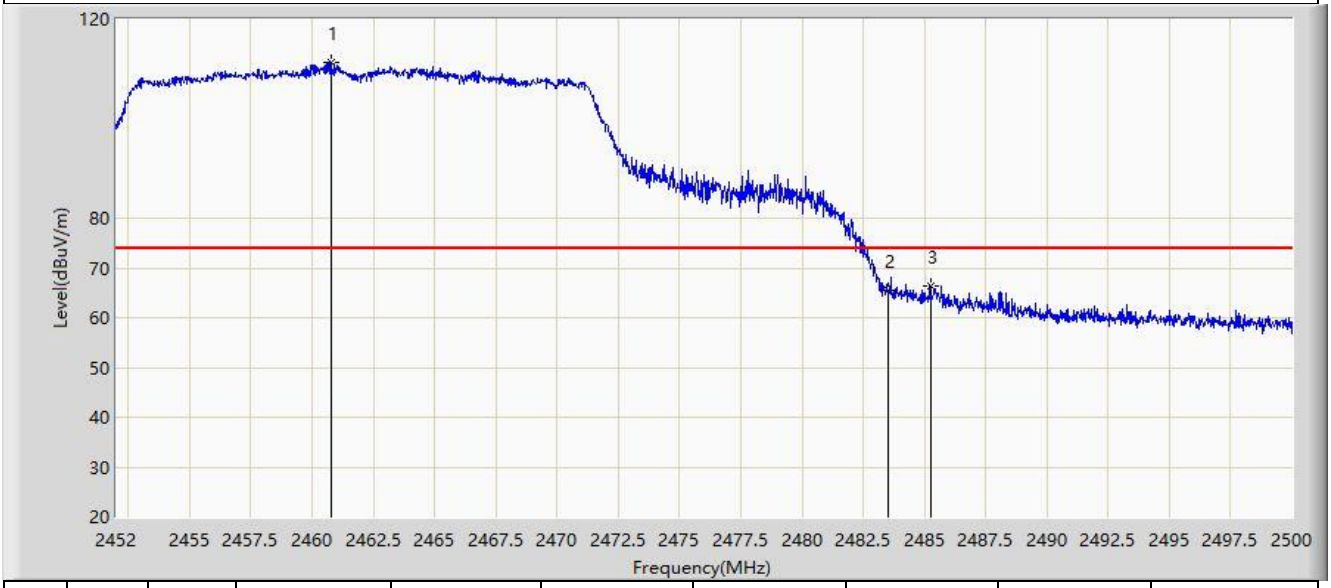

No	Flag	Mark	Frequency (MHz)	Measure Level (dBμV/m)	Reading Level (dBμV)	Margin (dB)	Limit (dBμV/m)	Factor (dB/m)	Type
1		*	2460.808	111.163	78.946	N/A	N/A	32.218	PK
2			2483.500	65.562	33.247	-8.438	74.000	32.315	PK
3			2485.264	66.485	34.161	-7.515	74.000	32.324	PK

Note: Measure Level (dBμV/m) = Reading Level (dBμV) + Factor (dB/m)

Factor (dB/m) = Cable Loss (dB) + Antenna Factor (dB/m).

Site: SIP-AC3	Time: 2022/04/07 - 23:28
Limit: FCC_Part15_Band Edge(3m)	Engineer: Allen Zou
Probe: SIP-AC3_HF907_102861_1-18GHz	Polarity: Vertical
EUT: Dual-Band Wireless AX1800 Gigabit Ethernet Gateway	Power: AC 120V/60Hz
Test Mode: Transmit at 2462MHz by 802.11ax-HE20	

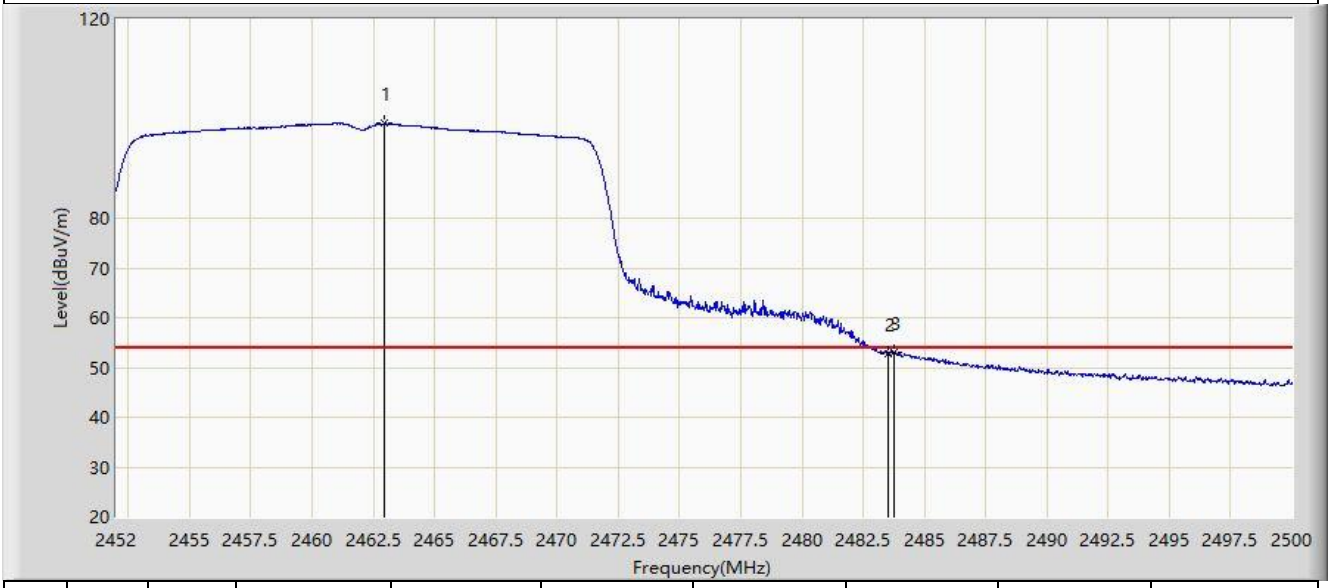

No	Flag	Mark	Frequency (MHz)	Measure Level (dBμV/m)	Reading Level (dBμV)	Margin (dB)	Limit (dBμV/m)	Factor (dB/m)	Type
1		*	2462.944	99.043	66.814	N/A	N/A	32.229	AV
2			2483.500	52.759	20.444	-1.241	54.000	32.315	AV
3			2483.752	53.159	20.843	-0.841	54.000	32.317	AV

Note: Measure Level (dBμV/m) = Reading Level (dBμV) + Factor (dB/m)

Factor (dB/m) = Cable Loss (dB) + Antenna Factor (dB/m).

Site: SIP-AC3	Time: 2022/04/07 - 23:52
Limit: FCC_Part15_Band Edge(3m)	Engineer: Allen Zou
Probe: SIP-AC3_HF907_102861_1-18GHz	Polarity: Horizontal
EUT: Dual-Band Wireless AX1800 Gigabit Ethernet Gateway	Power: AC 120V/60Hz
Test Mode: Transmit at 2422MHz by 802.11ax-HE40	

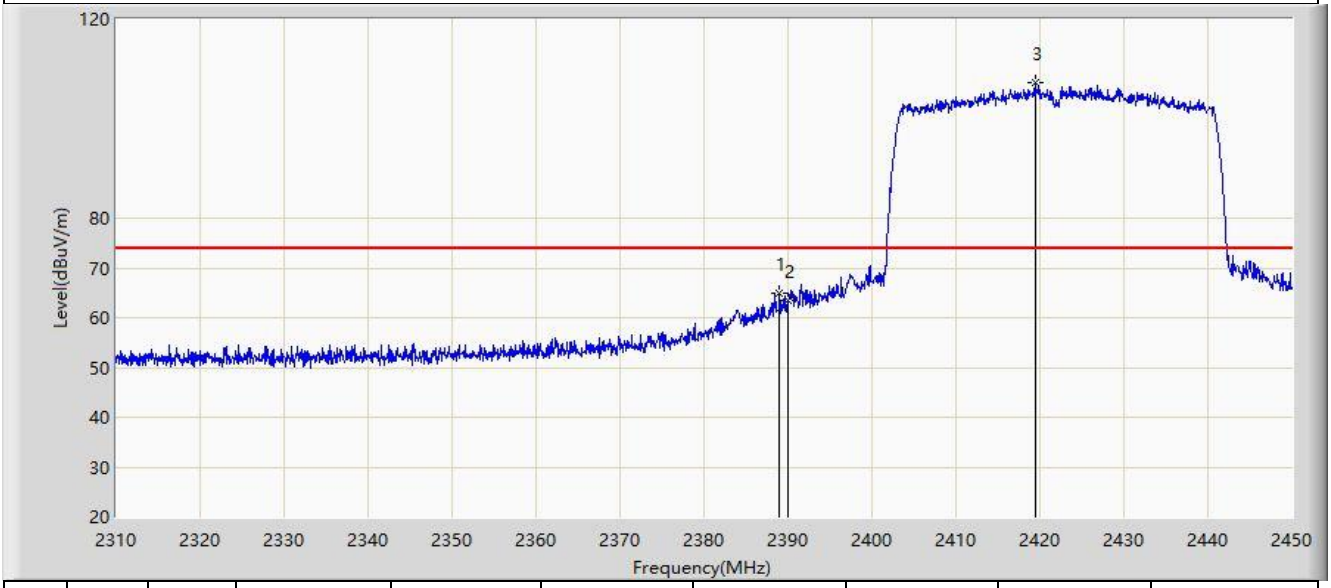

No	Flag	Mark	Frequency (MHz)	Measure Level (dBμV/m)	Reading Level (dBμV)	Margin (dB)	Limit (dBμV/m)	Factor (dB/m)	Type
1			2389.030	64.881	32.948	-9.119	74.000	31.933	PK
2			2390.000	63.457	31.518	-10.543	74.000	31.939	PK
3		*	2419.410	107.138	75.060	N/A	N/A	32.077	PK

Note: Measure Level (dBμV/m) = Reading Level (dBμV) + Factor (dB/m)

Factor (dB/m) = Cable Loss (dB) + Antenna Factor (dB/m).

Site: SIP-AC3	Time: 2022/04/07 - 23:55
Limit: FCC_Part15_Band Edge(3m)	Engineer: Allen Zou
Probe: SIP-AC3_HF907_102861_1-18GHz	Polarity: Horizontal
EUT: Dual-Band Wireless AX1800 Gigabit Ethernet Gateway	Power: AC 120V/60Hz
Test Mode: Transmit at 2422MHz by 802.11ax-HE40	

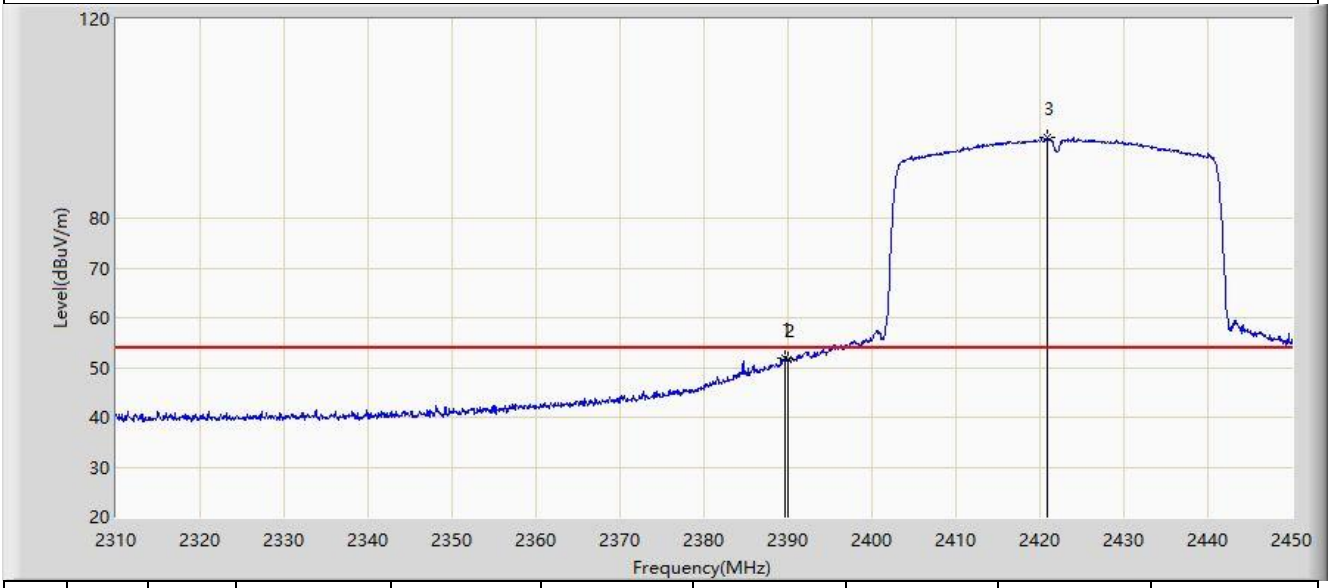

No	Flag	Mark	Frequency (MHz)	Measure Level (dBμV/m)	Reading Level (dBμV)	Margin (dB)	Limit (dBμV/m)	Factor (dB/m)	Type
1			2389.590	51.906	19.970	-2.094	54.000	31.936	AV
2			2390.000	51.464	19.525	-2.536	54.000	31.939	AV
3		*	2420.950	96.273	64.197	N/A	N/A	32.075	AV

Note: Measure Level (dBμV/m) = Reading Level (dBμV) + Factor (dB/m)

Factor (dB/m) = Cable Loss (dB) + Antenna Factor (dB/m).

Site: SIP-AC3	Time: 2022/04/07 - 23:48
Limit: FCC_Part15_Band Edge(3m)	Engineer: Allen Zou
Probe: SIP-AC3_HF907_102861_1-18GHz	Polarity: Vertical
EUT: Dual-Band Wireless AX1800 Gigabit Ethernet Gateway	Power: AC 120V/60Hz
Test Mode: Transmit at 2422MHz by 802.11ax-HE40	

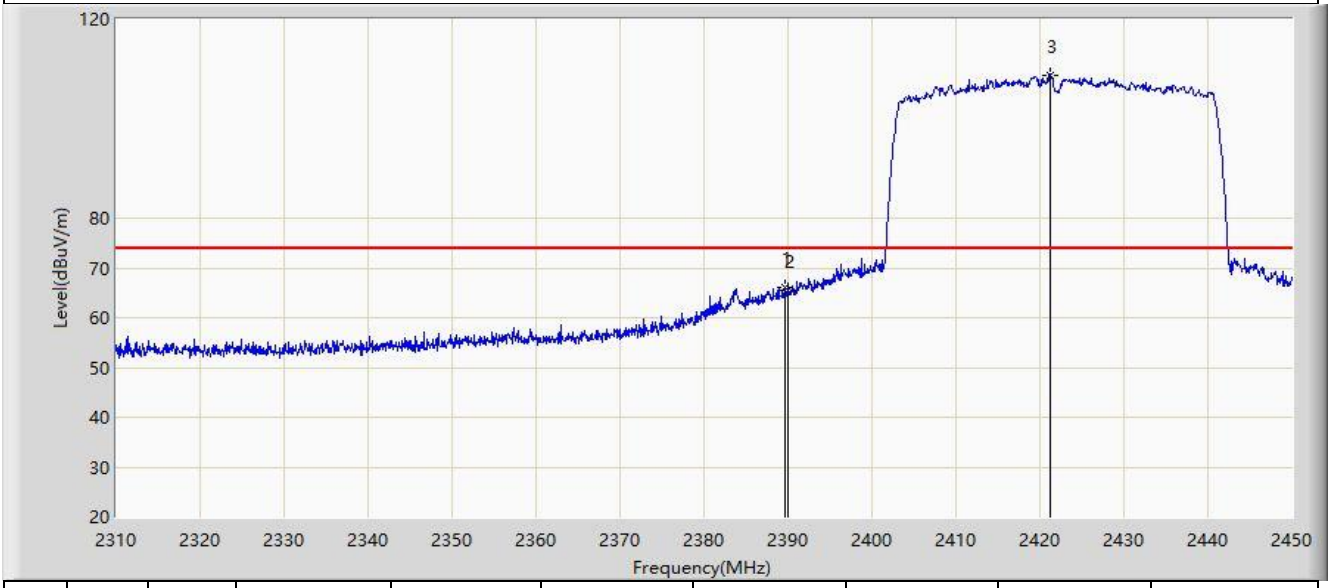

No	Flag	Mark	Frequency (MHz)	Measure Level (dBμV/m)	Reading Level (dBμV)	Margin (dB)	Limit (dBμV/m)	Factor (dB/m)	Type
1			2389.590	66.036	34.100	-7.964	74.000	31.936	PK
2			2390.000	65.520	33.581	-8.480	74.000	31.939	PK
3		*	2421.160	108.837	76.762	N/A	N/A	32.076	PK

Note: Measure Level (dBμV/m) = Reading Level (dBμV) + Factor (dB/m)

Factor (dB/m) = Cable Loss (dB) + Antenna Factor (dB/m).

Site: SIP-AC3	Time: 2022/04/07 - 23:47
Limit: FCC_Part15_Band Edge(3m)	Engineer: Allen Zou
Probe: SIP-AC3_HF907_102861_1-18GHz	Polarity: Vertical
EUT: Dual-Band Wireless AX1800 Gigabit Ethernet Gateway	Power: AC 120V/60Hz
Test Mode: Transmit at 2422MHz by 802.11ax-HE40	

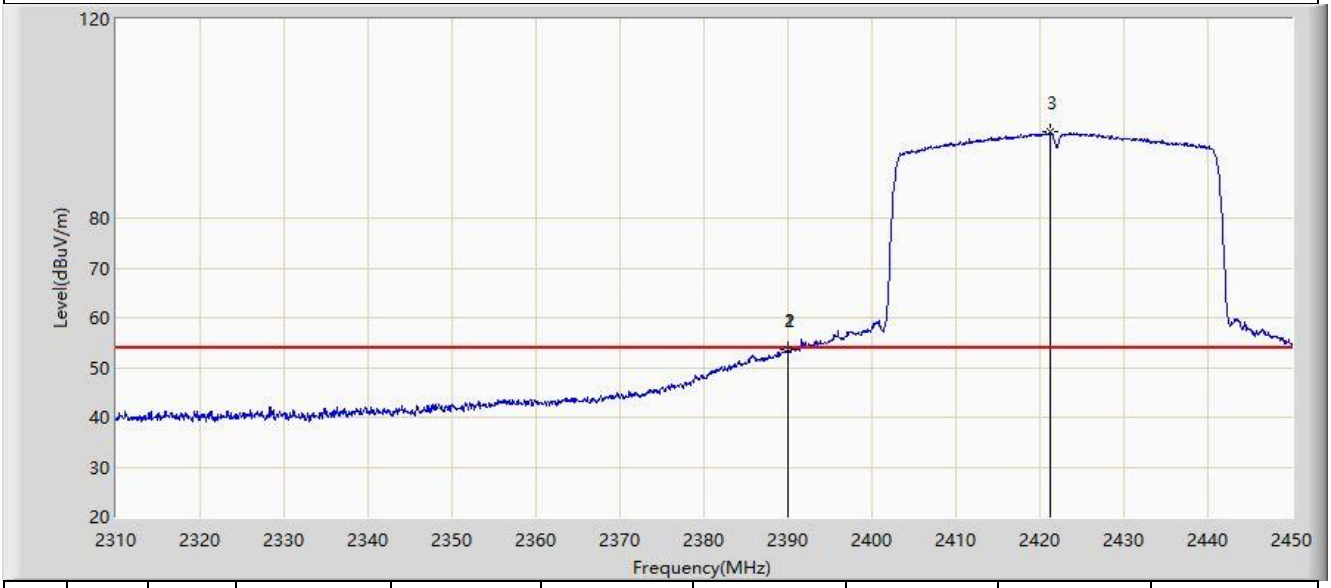

No	Flag	Mark	Frequency (MHz)	Measure Level (dBμV/m)	Reading Level (dBμV)	Margin (dB)	Limit (dBμV/m)	Factor (dB/m)	Type
1			2389.940	53.596	21.658	-0.404	54.000	31.938	AV
2			2390.000	53.519	21.580	-0.481	54.000	31.939	AV
3		*	2421.160	97.251	65.176	N/A	N/A	32.076	AV

Note: Measure Level (dBμV/m) = Reading Level (dBμV) + Factor (dB/m)

Factor (dB/m) = Cable Loss (dB) + Antenna Factor (dB/m).

Site: SIP-AC2	Time: 2022/04/20 - 21:37
Limit: FCC_Part15_Band Edge(3m)	Engineer: Allen Zou
Probe: SIP-AC2_BBHA9120D_1-18GHz	Polarity: Vertical
EUT: Dual-Band Wireless AX1800 Gigabit Ethernet Gateway	Power: AC 120V/60Hz
Test Mode: Transmit at 2437MHz by 802.11ax-HE40	

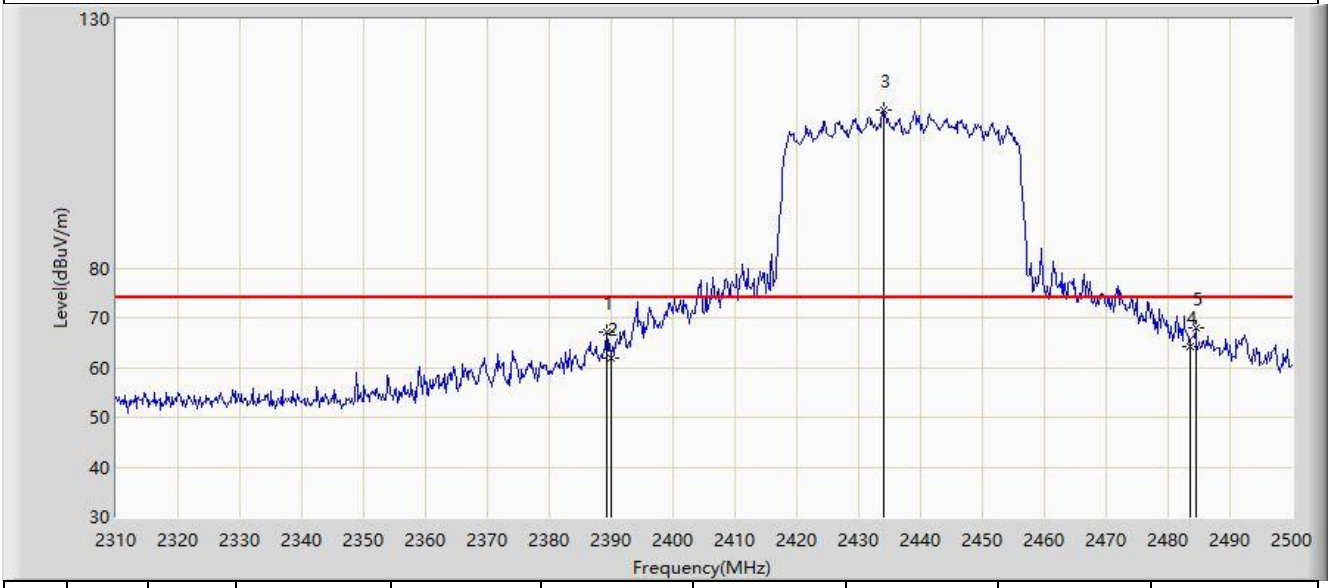

No	Flag	Mark	Frequency (MHz)	Measure Level (dBμV/m)	Reading Level (dBμV)	Margin (dB)	Limit (dBμV/m)	Factor (dB/m)	Type
1			2389.230	66.984	34.575	-7.016	74.000	32.409	PK
2			2390.000	61.976	29.572	-12.024	74.000	32.404	PK
3		*	2434.070	111.621	79.273	N/A	N/A	32.348	PK
4			2483.500	64.222	32.027	-9.778	74.000	32.195	PK
5			2484.420	68.042	35.844	-5.958	74.000	32.198	PK

Note: Measure Level (dBμV/m) = Reading Level (dBμV) + Factor (dB/m)

Factor (dB/m) = Cable Loss (dB) + Antenna Factor (dB/m).

Site: SIP-AC2	Time: 2022/04/20 - 21:33
Limit: FCC_Part15_Band Edge(3m)	Engineer: Allen Zou
Probe: SIP-AC2_BBHA9120D_1-18GHz	Polarity: Vertical
EUT: Dual-Band Wireless AX1800 Gigabit Ethernet Gateway	Power: AC 120V/60Hz
Test Mode: Transmit at 2437MHz by 802.11ax-HE40	

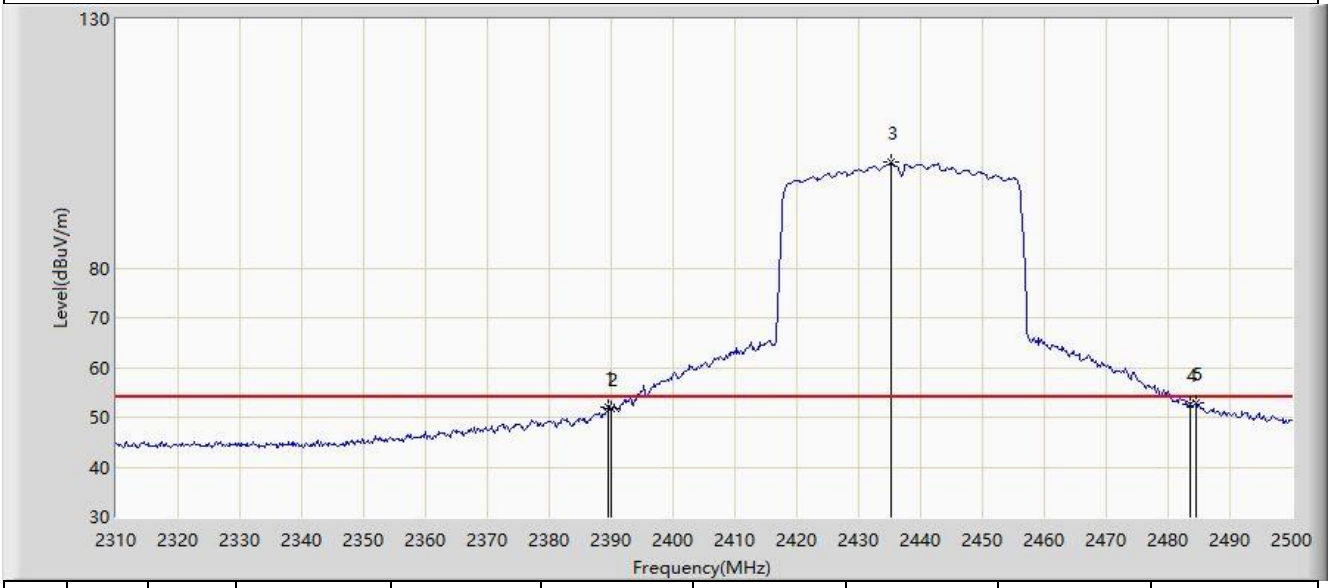

No	Flag	Mark	Frequency (MHz)	Measure Level (dBμV/m)	Reading Level (dBμV)	Margin (dB)	Limit (dBμV/m)	Factor (dB/m)	Type
1			2389.610	52.085	19.678	-1.915	54.000	32.407	AV
2			2390.000	51.693	19.289	-2.307	54.000	32.404	AV
3		*	2435.210	101.322	68.975	N/A	N/A	32.346	AV
4			2483.500	52.472	20.277	-1.528	54.000	32.195	AV
5			2484.420	52.781	20.583	-1.219	54.000	32.198	AV

Note: Measure Level (dBμV/m) = Reading Level (dBμV) + Factor (dB/m)

Factor (dB/m) = Cable Loss (dB) + Antenna Factor (dB/m).

Site: SIP-AC3	Time: 2022/04/08 - 00:08
Limit: FCC_Part15_Band Edge(3m)	Engineer: Allen Zou
Probe: SIP-AC3_HF907_102861_1-18GHz	Polarity: Horizontal
EUT: Dual-Band Wireless AX1800 Gigabit Ethernet Gateway	Power: AC 120V/60Hz
Test Mode: Transmit at 2452MHz by 802.11ax-HE40	

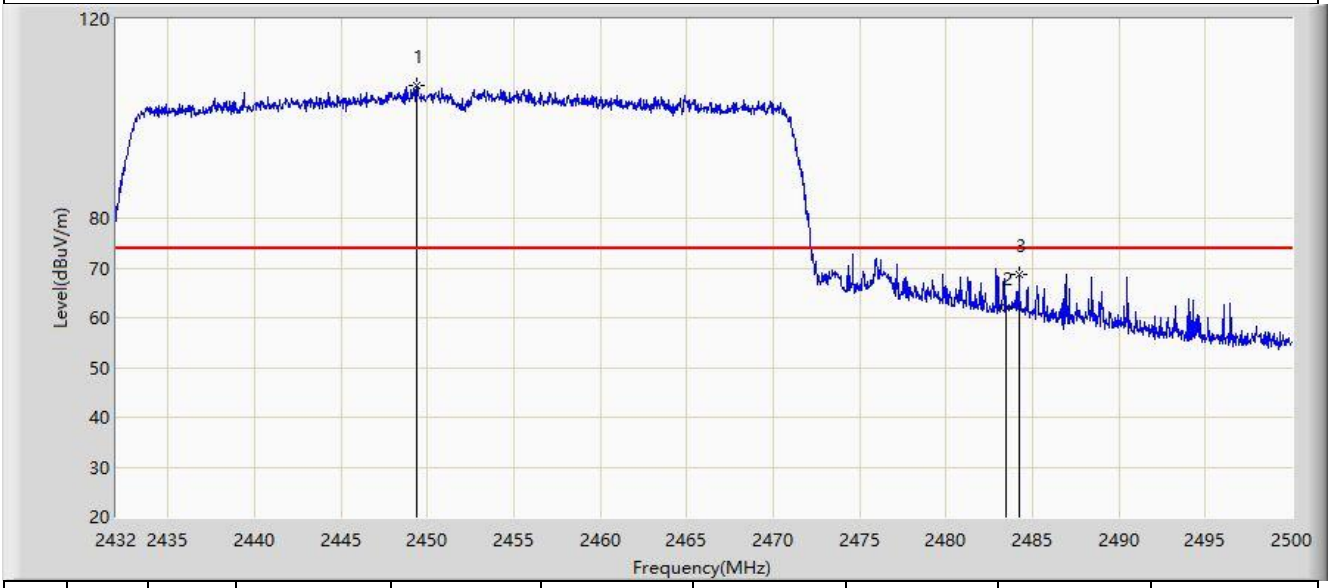

No	Flag	Mark	Frequency (MHz)	Measure Level (dBμV/m)	Reading Level (dBμV)	Margin (dB)	Limit (dBμV/m)	Factor (dB/m)	Type
1		*	2449.374	106.556	74.413	N/A	N/A	32.143	PK
2			2483.500	61.918	29.603	-12.082	74.000	32.315	PK
3			2484.224	68.668	36.349	-5.332	74.000	32.319	PK

Note: Measure Level (dBμV/m) = Reading Level (dBμV) + Factor (dB/m)

Factor (dB/m) = Cable Loss (dB) + Antenna Factor (dB/m).

Site: SIP-AC3	Time: 2022/04/08 - 00:12
Limit: FCC_Part15_Band Edge(3m)	Engineer: Allen Zou
Probe: SIP-AC3_HF907_102861_1-18GHz	Polarity: Horizontal
EUT: Dual-Band Wireless AX1800 Gigabit Ethernet Gateway	Power: AC 120V/60Hz
Test Mode: Transmit at 2452MHz by 802.11ax-HE40	

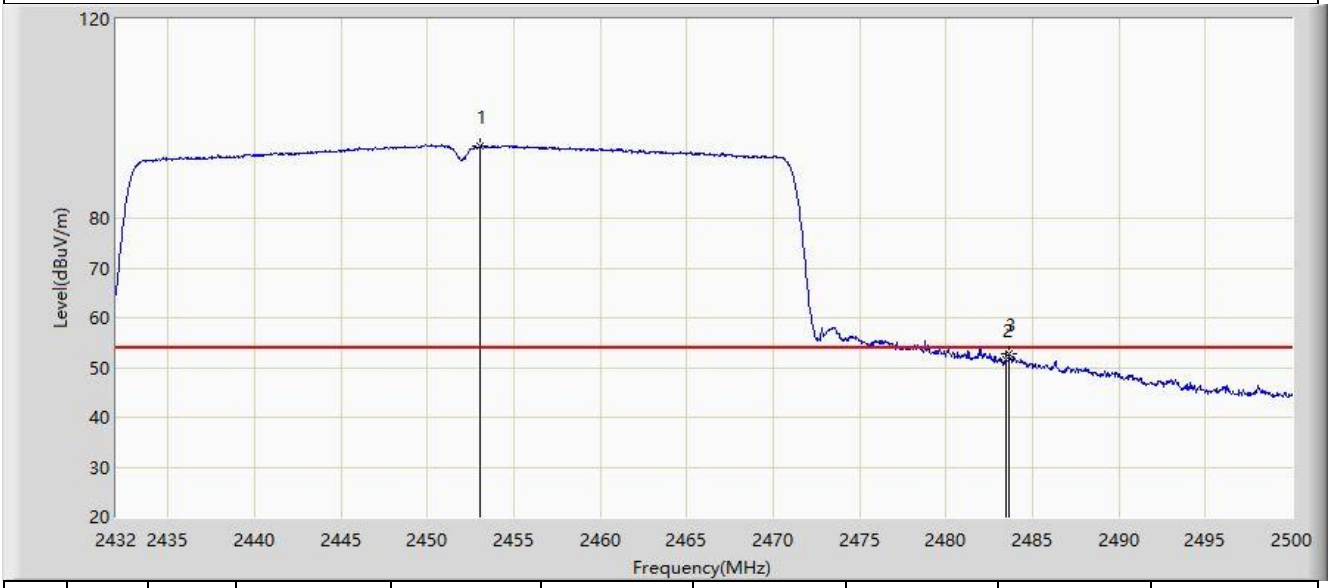

No	Flag	Mark	Frequency (MHz)	Measure Level (dBμV/m)	Reading Level (dBμV)	Margin (dB)	Limit (dBμV/m)	Factor (dB/m)	Type
1		*	2453.080	94.465	62.298	N/A	N/A	32.167	AV
2			2483.500	51.542	19.227	-2.458	54.000	32.315	AV
3			2483.680	52.609	20.293	-1.391	54.000	32.316	AV

Note: Measure Level (dBμV/m) = Reading Level (dBμV) + Factor (dB/m)

Factor (dB/m) = Cable Loss (dB) + Antenna Factor (dB/m).

Site: SIP-AC3	Time: 2022/04/08 - 00:06
Limit: FCC_Part15_Band Edge(3m)	Engineer: Allen Zou
Probe: SIP-AC3_HF907_102861_1-18GHz	Polarity: Vertical
EUT: Dual-Band Wireless AX1800 Gigabit Ethernet Gateway	Power: AC 120V/60Hz
Test Mode: Transmit at 2452MHz by 802.11ax-HE40	

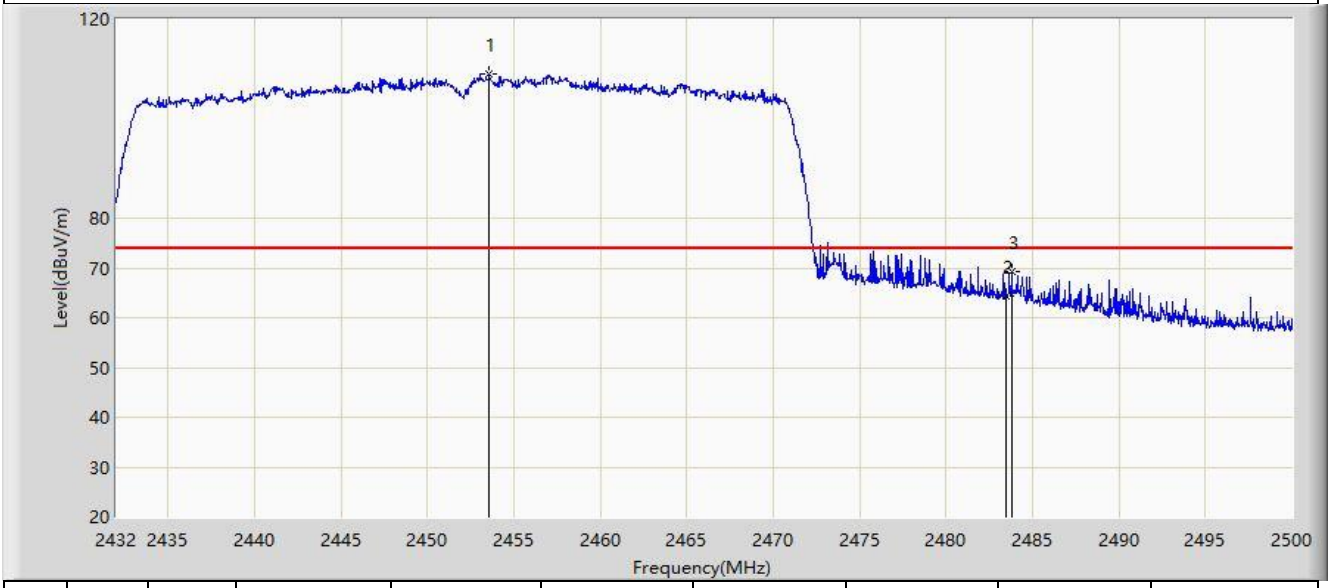

No	Flag	Mark	Frequency (MHz)	Measure Level (dBμV/m)	Reading Level (dBμV)	Margin (dB)	Limit (dBμV/m)	Factor (dB/m)	Type
1		*	2453.590	108.858	76.688	N/A	N/A	32.170	PK
2			2483.500	64.315	32.000	-9.685	74.000	32.315	PK
3			2483.816	69.335	37.018	-4.665	74.000	32.317	PK

Note: Measure Level (dBμV/m) = Reading Level (dBμV) + Factor (dB/m)

Factor (dB/m) = Cable Loss (dB) + Antenna Factor (dB/m).

Site: SIP-AC3	Time: 2022/04/08 - 00:05
Limit: FCC_Part15_Band Edge(3m)	Engineer: Allen Zou
Probe: SIP-AC3_HF907_102861_1-18GHz	Polarity: Vertical
EUT: Dual-Band Wireless AX1800 Gigabit Ethernet Gateway	Power: AC 120V/60Hz
Test Mode: Transmit at 2452MHz by 802.11ax-HE40	

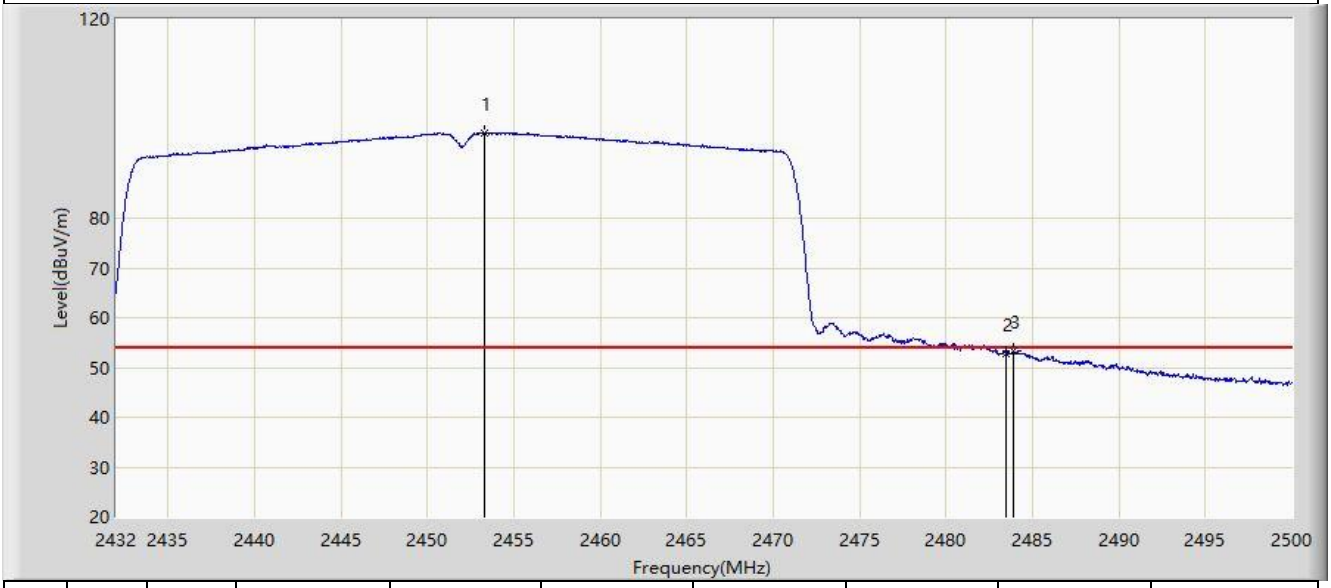

No	Flag	Mark	Frequency (MHz)	Measure Level (dBμV/m)	Reading Level (dBμV)	Margin (dB)	Limit (dBμV/m)	Factor (dB/m)	Type
1		*	2453.284	97.191	65.023	N/A	N/A	32.168	AV
2			2483.500	52.725	20.410	-1.275	54.000	32.315	AV
3			2483.918	53.255	20.938	-0.745	54.000	32.317	AV

Note: Measure Level (dBμV/m) = Reading Level (dBμV) + Factor (dB/m)

Factor (dB/m) = Cable Loss (dB) + Antenna Factor (dB/m).

A.8 AC Conducted Emissions Test Result

Site: SIP-SR2	Time: 2022/05/07 - 13:17
Limit: FCC_Part15.207_CE_AC Power	Engineer: Augleo Wang
Probe: SIP-SR2-ENV216_101684_E	Polarity: Line
EUT: Dual-Band Wireless AX1800 Gigabit Ethernet Gateway	Power: AC 120V/60Hz
Test Mode: Transmit by 802.11n-HT20 at channel 2437MHz	

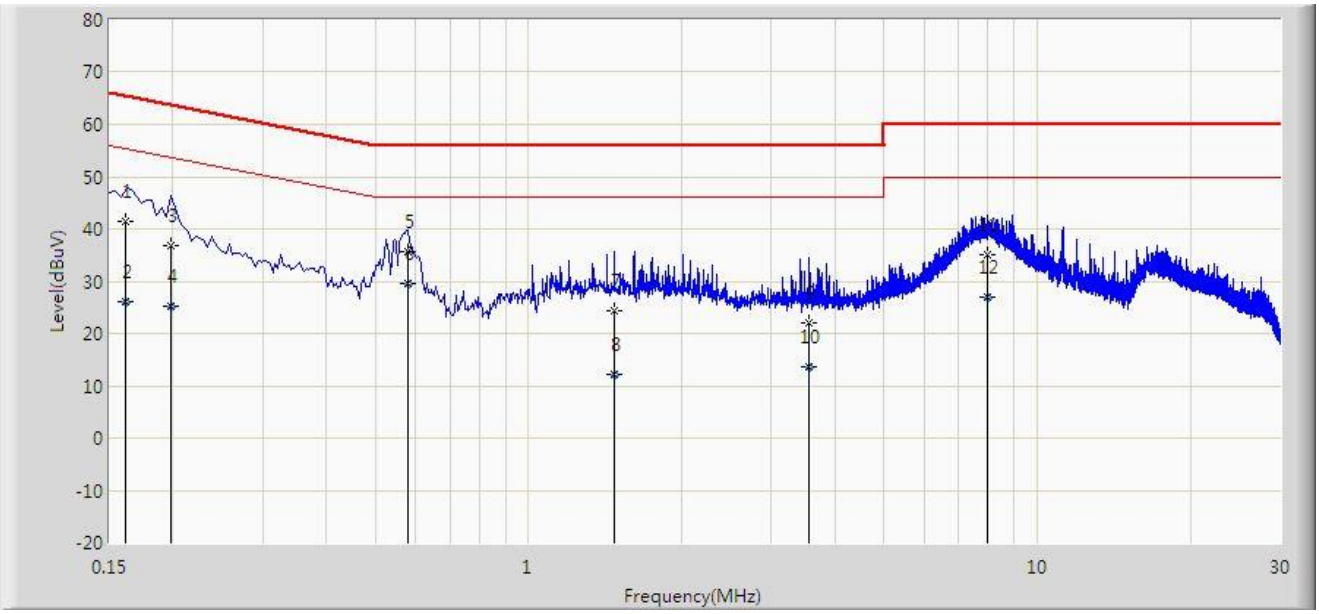

No	Flag	Mark	Frequency (MHz)	Measure Level (dBμV)	Reading Level (dBμV)	Margin (dB)	Limit (dBμV)	Factor (dB)	Type
1			0.161	41.335	31.600	-24.077	65.412	9.735	QP
2			0.161	26.135	16.400	-29.277	55.412	9.735	AV
3			0.198	36.754	26.994	-26.940	63.694	9.759	QP
4			0.198	25.226	15.466	-28.468	53.694	9.759	AV
5			0.578	35.538	25.707	-20.462	56.000	9.832	QP
6		*	0.578	29.453	19.621	-16.547	46.000	9.832	AV
7			1.474	24.405	14.502	-31.595	56.000	9.903	QP
8			1.474	12.141	2.238	-33.859	46.000	9.903	AV
9			3.562	21.998	11.901	-34.002	56.000	10.097	QP
10			3.562	13.645	3.548	-32.355	46.000	10.097	AV
11			7.982	34.953	24.382	-25.047	60.000	10.571	QP
12			7.982	26.988	16.417	-23.012	50.000	10.571	AV

Note 1: " *", means this data is the worst emission level.

Note 2: Measure Level (dBμV) = Reading Level (dBμV) + Factor (dB)

Note 3: Factor (dB) = Cable Loss (dB) + LISN Factor (dB)