Site: WZ-AC2	Test Date: 2022-08-16
Limit: FCC_2.4G_RE(3m)	Engineer: Bob Zhang
Probe: BBHA9120D_1457_1-18GHz	Polarity: Vertical
EUT: AX6000 Gigabit Wireless Extender	Power: AC 120V/60Hz
Test Mode: Transmit by 802.11ax-HE20 at 2457MHz	

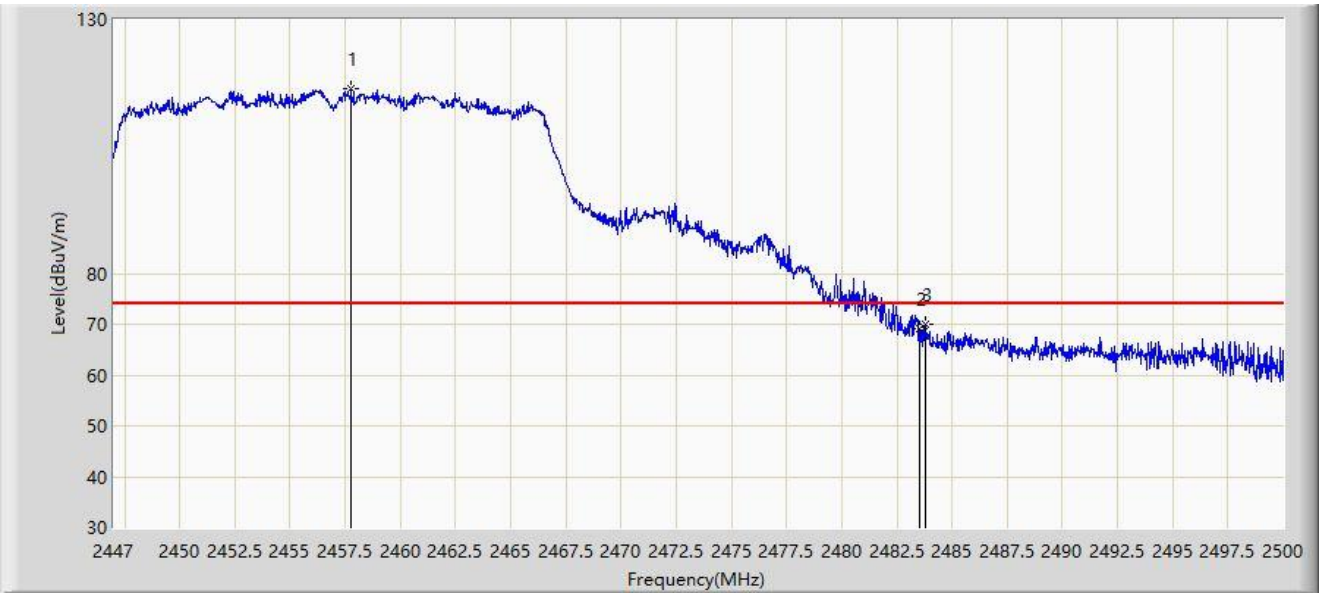

No	Mark	Frequency (MHz)	Measure Level (dBμV/m)	Reading Level (dBμV)	Margin (dB)	Limit (dBμV/m)	Factor (dB/m)	Type
1		2457.759	116.351	85.011	N/A	N/A	31.340	PK
2		2483.500	69.273	37.958	-4.727	74.000	31.315	PK
3	*	2483.809	70.108	38.793	-3.892	74.000	31.315	PK

Note 1: " * ", means this data is the worst emission level.

Note 2: Measure Level (dBμV/m) = Reading Level (dBμV) + Factor (dB/m).

Note 3: Factor (dB/m) = Cable Loss (dB) + Antenna Factor (dB/m).

Site: WZ-AC2	Test Date: 2022-08-17
Limit: FCC_2.4G_RE(3m)	Engineer: Bob Zhang
Probe: BBHA9120D_1457_1-18GHz	Polarity: Vertical
EUT: AX6000 Gigabit Wireless Extender	Power: AC 120V/60Hz
Test Mode: Transmit by 802.11ax-HE20 at 2457MHz	

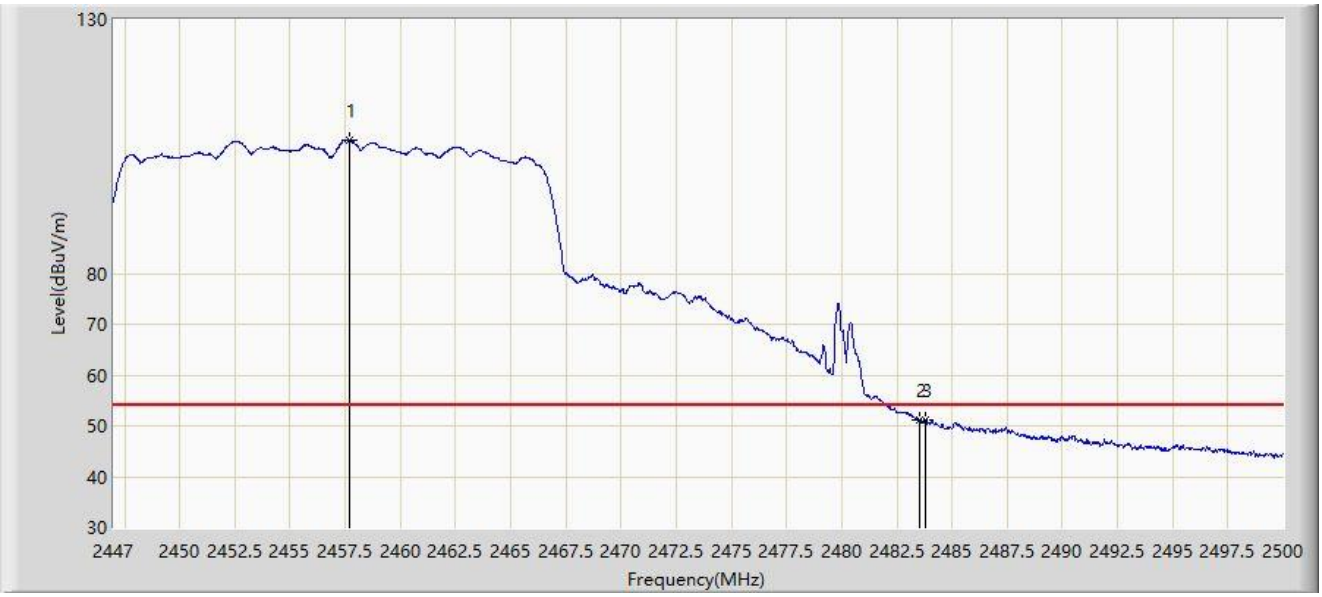

No	Mark	Frequency (MHz)	Measure Level (dBμV/m)	Reading Level (dBμV)	Margin (dB)	Limit (dBμV/m)	Factor (dB/m)	Type
1		2457.679	106.243	74.903	N/A	N/A	31.340	AV
2		2483.500	51.018	19.703	-2.982	54.000	31.315	AV
3	*	2483.782	51.158	19.843	-2.842	54.000	31.315	AV

Note 1: " * ", means this data is the worst emission level.

Note 2: Measure Level (dBμV/m) = Reading Level (dBμV) + Factor (dB/m).

Note 3: Factor (dB/m) = Cable Loss (dB) + Antenna Factor (dB/m).

Site: WZ-AC2	Test Date: 2022-07-14
Limit: FCC_2.4G_RE(3m)	Engineer: Bob Zhang
Probe: BBHA9120D_1457_1-18GHz	Polarity: Horizontal
EUT: AX6000 Gigabit Wireless Extender	Power: AC 120V/60Hz
Test Mode: Transmit by 802.11ax-HE20 at 2462MHz	

No	Mark	Frequency (MHz)	Measure Level (dBμV/m)	Reading Level (dBμV)	Margin (dB)	Limit (dBμV/m)	Factor (dB/m)	Type
1		2461.312	117.165	85.834	N/A	N/A	31.331	PK
2		2483.500	67.848	36.533	-6.152	74.000	31.315	PK
3	*	2484.904	68.036	36.719	-5.964	74.000	31.317	PK

Note 1: " * ", means this data is the worst emission level.

Note 2: Measure Level (dBμV/m) = Reading Level (dBμV) + Factor (dB/m).

Note 3: Factor (dB/m) = Cable Loss (dB) + Antenna Factor (dB/m).

Site: WZ-AC2	Test Date: 2022-07-14
Limit: FCC_2.4G_RE(3m)	Engineer: Bob Zhang
Probe: BBHA9120D_1457_1-18GHz	Polarity: Horizontal
EUT: AX6000 Gigabit Wireless Extender	Power: AC 120V/60Hz
Test Mode: Transmit by 802.11ax-HE20 at 2462MHz	

No	Mark	Frequency (MHz)	Measure Level (dBμV/m)	Reading Level (dBμV)	Margin (dB)	Limit (dBμV/m)	Factor (dB/m)	Type
1		2462.656	107.475	76.147	N/A	N/A	31.327	AV
2	*	2483.500	52.741	21.426	-1.259	54.000	31.315	AV

Note 1: " * ", means this data is the worst emission level.

Note 2: Measure Level (dBμV/m) = Reading Level (dBμV) + Factor (dB/m).

Note 3: Factor (dB/m) = Cable Loss (dB) + Antenna Factor (dB/m).

Site: WZ-AC2	Test Date: 2022-07-14
Limit: FCC_2.4G_RE(3m)	Engineer: Bob Zhang
Probe: BBHA9120D_1457_1-18GHz	Polarity: Vertical
EUT: AX6000 Gigabit Wireless Extender	Power: AC 120V/60Hz
Test Mode: Transmit by 802.11ax-HE20 at 2462MHz	

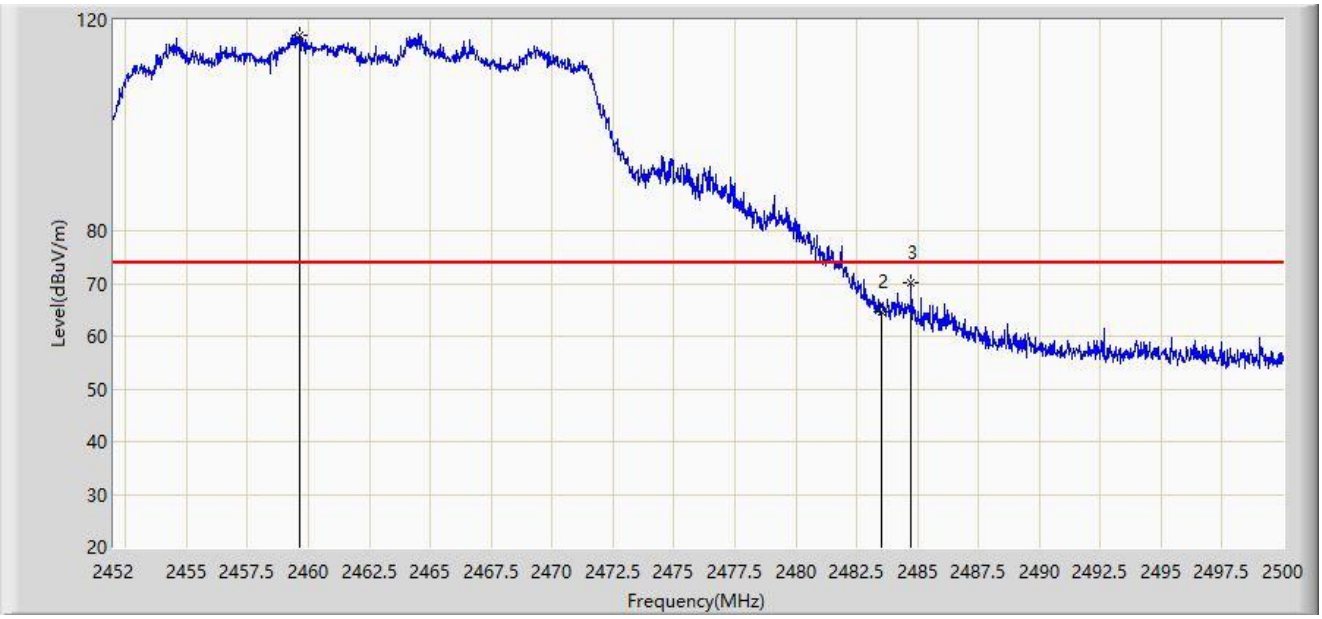

No	Mark	Frequency (MHz)	Measure Level (dBμV/m)	Reading Level (dBμV)	Margin (dB)	Limit (dBμV/m)	Factor (dB/m)	Type
1		2459.632	117.191	85.856	N/A	N/A	31.336	PK
2		2483.500	64.508	33.193	-9.492	74.000	31.315	PK
3	*	2484.736	70.047	38.730	-3.953	74.000	31.317	PK

Note 1: " * ", means this data is the worst emission level.

Note 2: Measure Level (dBμV/m) = Reading Level (dBμV) + Factor (dB/m).

Note 3: Factor (dB/m) = Cable Loss (dB) + Antenna Factor (dB/m).

Site: WZ-AC2	Test Date: 2022-07-14
Limit: FCC_2.4G_RE(3m)	Engineer: Bob Zhang
Probe: BBHA9120D_1457_1-18GHz	Polarity: Vertical
EUT: AX6000 Gigabit Wireless Extender	Power: AC 120V/60Hz
Test Mode: Transmit by 802.11ax-HE20 at 2462MHz	

No	Mark	Frequency (MHz)	Measure Level (dBμV/m)	Reading Level (dBμV)	Margin (dB)	Limit (dBμV/m)	Factor (dB/m)	Type
1		2459.344	106.814	75.478	N/A	N/A	31.336	AV
2		2483.500	51.492	20.177	-2.508	54.000	31.315	AV
3	*	2484.112	51.882	20.566	-2.118	54.000	31.316	AV

Note 1: " * ", means this data is the worst emission level.

Note 2: Measure Level (dBμV/m) = Reading Level (dBμV) + Factor (dB/m).

Note 3: Factor (dB/m) = Cable Loss (dB) + Antenna Factor (dB/m).

Site: WZ-AC1	Test Date: 2022-07-26
Limit: FCC_2.4G_RE(3m)	Engineer: Carl Jiang
Probe: BBHA9120D_1167_1-18GHz	Polarity: Horizontal
EUT: AX6000 Gigabit Wireless Extender	Power: AC 120V/60Hz
Test Mode: Transmit by 802.11ax-HE40 at 2422MHz	

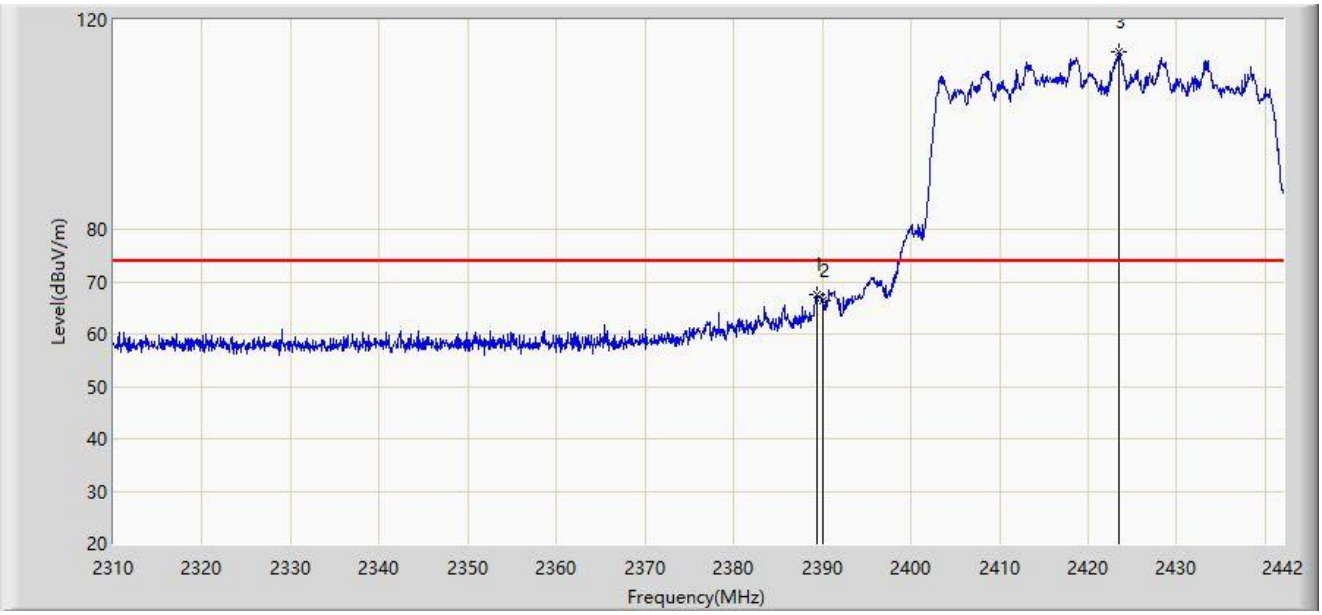

No	Mark	Frequency (MHz)	Measure Level (dBμV/m)	Reading Level (dBμV)	Margin (dB)	Limit (dBμV/m)	Factor (dB/m)	Type
1	*	2389.332	67.436	36.911	-6.564	74.000	30.525	PK
2		2390.000	66.518	35.992	-7.482	74.000	30.526	PK
3		2423.520	113.859	83.304	N/A	N/A	30.556	PK

Note 1: " * ", means this data is the worst emission level.

Note 2: Measure Level (dBμV/m) = Reading Level (dBμV) + Factor (dB/m).

Note 3: Factor (dB/m) = Cable Loss (dB) + Antenna Factor (dB/m).

Site: WZ-AC1	Test Date: 2022-07-26
Limit: FCC_2.4G_RE(3m)	Engineer: Carl Jiang
Probe: BBHA9120D_1167_1-18GHz	Polarity: Horizontal
EUT: AX6000 Gigabit Wireless Extender	Power: AC 120V/60Hz
Test Mode: Transmit by 802.11ax-HE40 at 2422MHz	

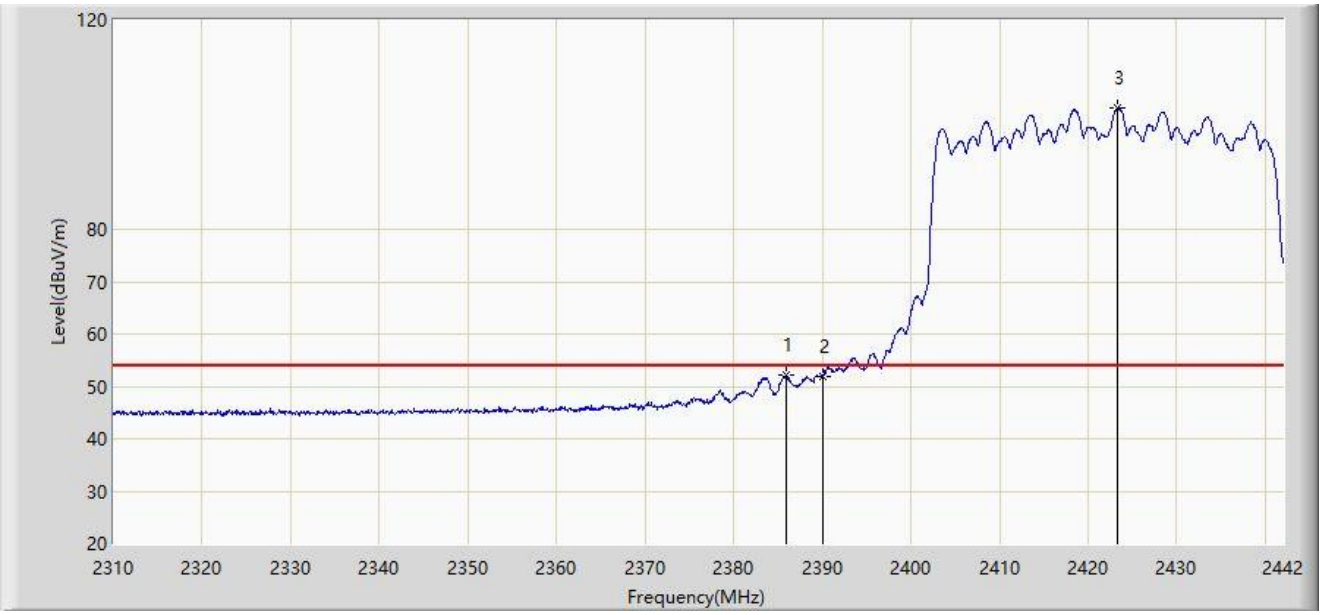

No	Mark	Frequency (MHz)	Measure Level (dBμV/m)	Reading Level (dBμV)	Margin (dB)	Limit (dBμV/m)	Factor (dB/m)	Type
1	*	2385.900	52.051	21.532	-1.949	54.000	30.519	AV
2		2390.000	51.884	21.358	-2.116	54.000	30.526	AV
3		2423.256	103.122	72.567	N/A	N/A	30.555	AV

Note 1: " * ", means this data is the worst emission level.

Note 2: Measure Level (dBμV/m) = Reading Level (dBμV) + Factor (dB/m).

Note 3: Factor (dB/m) = Cable Loss (dB) + Antenna Factor (dB/m).

Site: WZ-AC1	Test Date: 2022-07-26
Limit: FCC_2.4G_RE(3m)	Engineer: Carl Jiang
Probe: BBHA9120D_1167_1-18GHz	Polarity: Vertical
EUT: AX6000 Gigabit Wireless Extender	Power: AC 120V/60Hz
Test Mode: Transmit by 802.11ax-HE40 at 2422MHz	

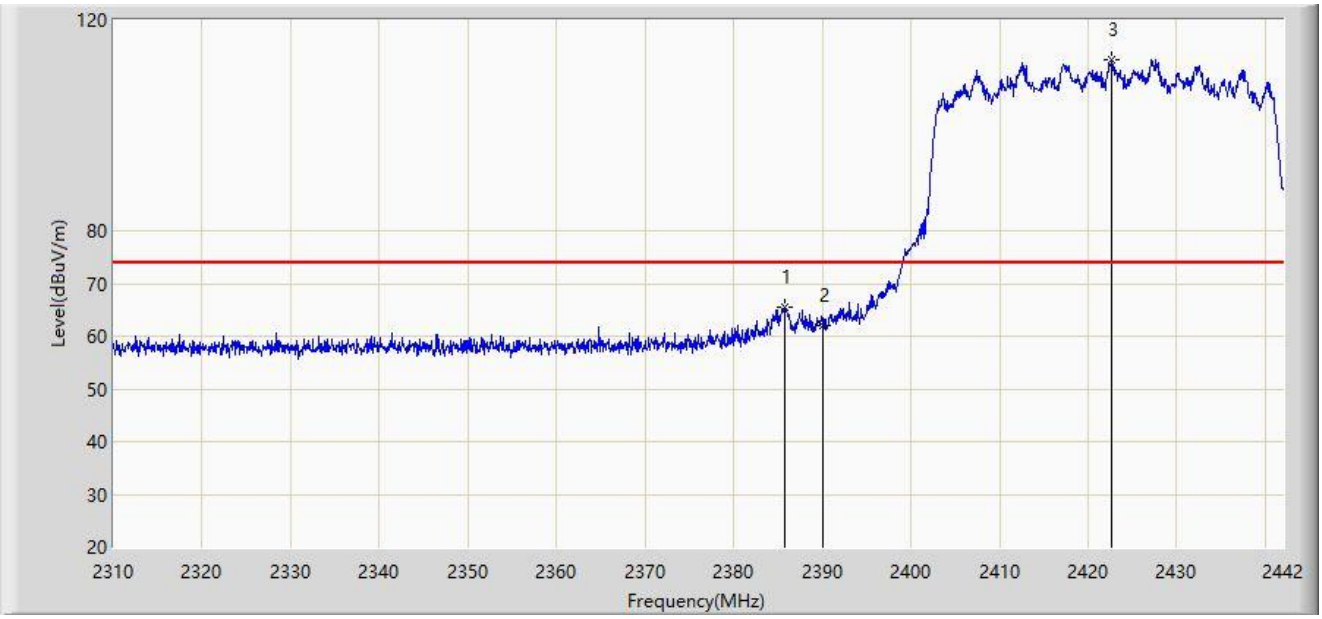

No	Mark	Frequency (MHz)	Measure Level (dBμV/m)	Reading Level (dBμV)	Margin (dB)	Limit (dBμV/m)	Factor (dB/m)	Type
1	*	2385.768	65.519	35.000	-8.481	74.000	30.518	PK
2		2390.000	62.072	31.546	-11.928	74.000	30.526	PK
3		2422.728	112.522	81.966	N/A	N/A	30.556	PK

Note 1: " * ", means this data is the worst emission level.

Note 2: Measure Level (dBμV/m) = Reading Level (dBμV) + Factor (dB/m).

Note 3: Factor (dB/m) = Cable Loss (dB) + Antenna Factor (dB/m).

Site: WZ-AC1	Test Date: 2022-07-26
Limit: FCC_2.4G_RE(3m)	Engineer: Carl Jiang
Probe: BBHA9120D_1167_1-18GHz	Polarity: Vertical
EUT: AX6000 Gigabit Wireless Extender	Power: AC 120V/60Hz
Test Mode: Transmit by 802.11ax-HE40 at 2422MHz	

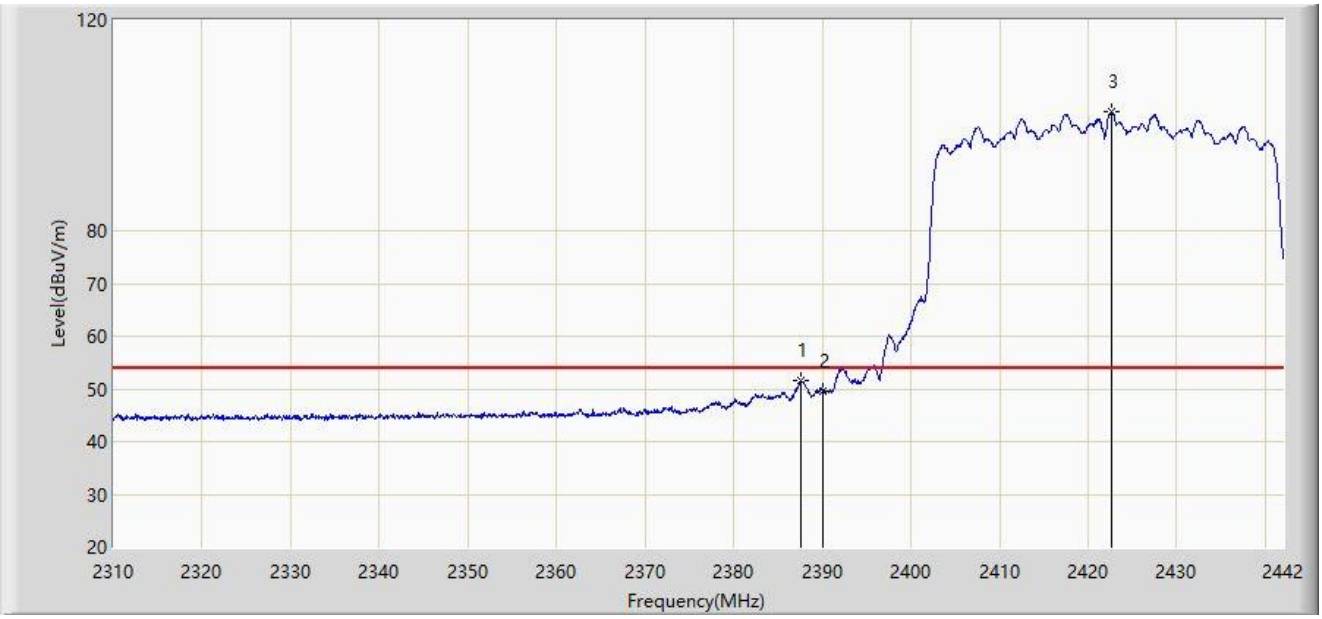

No	Mark	Frequency (MHz)	Measure Level (dBμV/m)	Reading Level (dBμV)	Margin (dB)	Limit (dBμV/m)	Factor (dB/m)	Type
1	*	2387.550	51.543	21.021	-2.457	54.000	30.522	AV
2		2390.000	49.476	18.950	-4.524	54.000	30.526	AV
3		2422.662	102.528	71.972	N/A	N/A	30.557	AV

Note 1: " * ", means this data is the worst emission level.

Note 2: Measure Level (dBμV/m) = Reading Level (dBμV) + Factor (dB/m).

Note 3: Factor (dB/m) = Cable Loss (dB) + Antenna Factor (dB/m).

Site: WZ-AC2	Test Date: 2022-07-28
Limit: FCC_2.4G_RE(3m)	Engineer: Bob Zhang
Probe: BBHA9120D_1457_1-18GHz	Polarity: Horizontal
EUT: AX6000 Gigabit Wireless Extender	Power: AC 120V/60Hz
Test Mode: Transmit by 802.11ax-HE40 at 2427MHz	

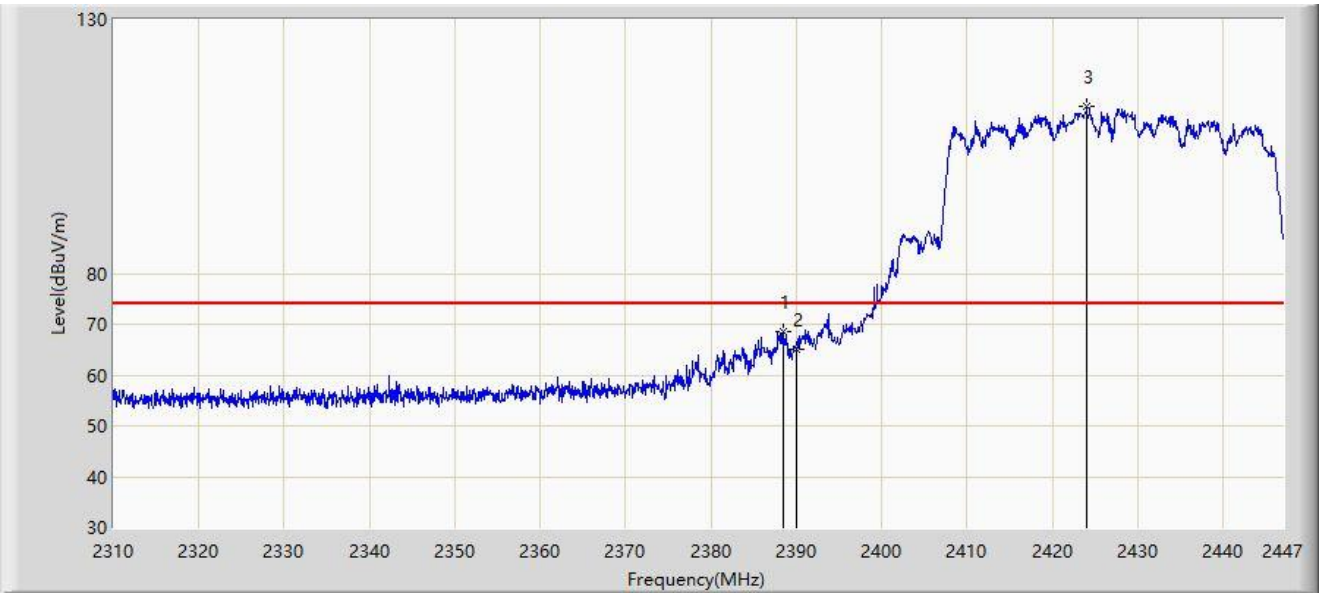

No	Mark	Frequency (MHz)	Measure Level (dBμV/m)	Reading Level (dBμV)	Margin (dB)	Limit (dBμV/m)	Factor (dB/m)	Type
1	*	2388.501	68.599	37.158	-5.401	74.000	31.441	PK
2		2390.000	65.149	33.716	-8.851	74.000	31.433	PK
3		2423.984	112.812	81.481	N/A	N/A	31.330	PK

Note 1: " * ", means this data is the worst emission level.

Note 2: Measure Level (dBμV/m) = Reading Level (dBμV) + Factor (dB/m).

Note 3: Factor (dB/m) = Cable Loss (dB) + Antenna Factor (dB/m).

Site: WZ-AC2	Test Date: 2022-07-28
Limit: FCC_2.4G_RE(3m)	Engineer: Bob Zhang
Probe: BBHA9120D_1457_1-18GHz	Polarity: Horizontal
EUT: AX6000 Gigabit Wireless Extender	Power: AC 120V/60Hz
Test Mode: Transmit by 802.11ax-HE40 at 2427MHz	

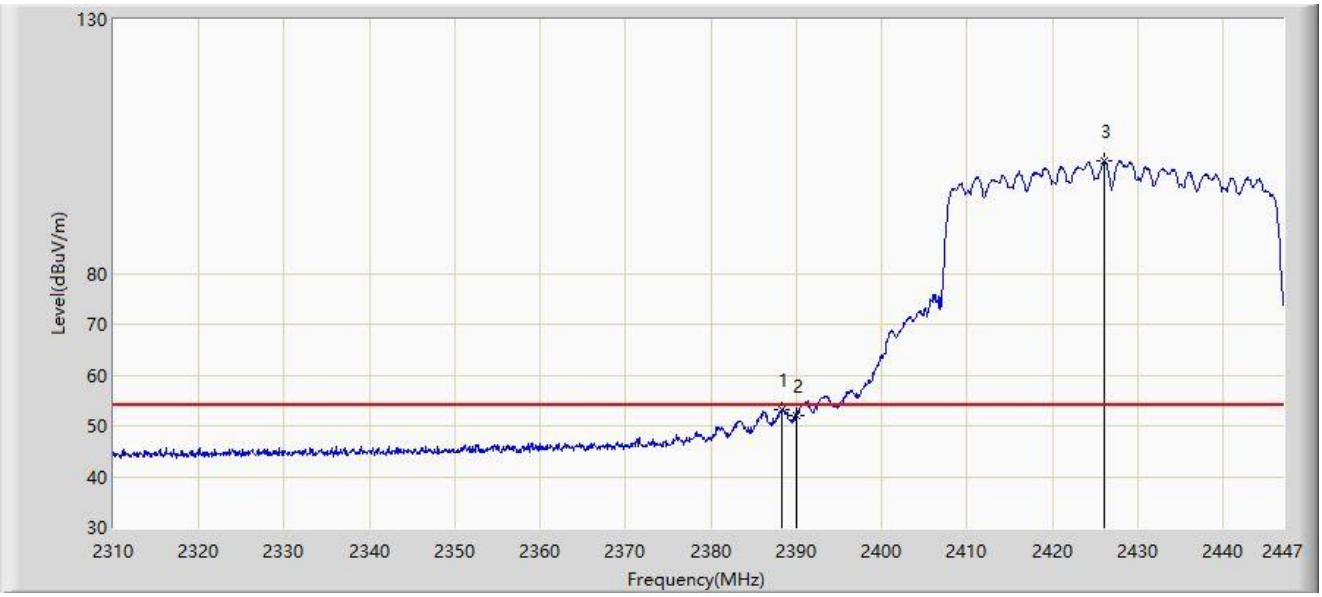

No	Mark	Frequency (MHz)	Measure Level (dBμV/m)	Reading Level (dBμV)	Margin (dB)	Limit (dBμV/m)	Factor (dB/m)	Type
1	*	2388.227	53.296	21.854	-0.704	54.000	31.442	AV
2		2390.000	52.106	20.673	-1.894	54.000	31.433	AV
3		2426.039	102.034	70.707	N/A	N/A	31.327	AV

Note 1: " * ", means this data is the worst emission level.

Note 2: Measure Level (dBμV/m) = Reading Level (dBμV) + Factor (dB/m).

Note 3: Factor (dB/m) = Cable Loss (dB) + Antenna Factor (dB/m).

Site: WZ-AC2	Test Date: 2022-08-17
Limit: FCC_2.4G_RE(3m)	Engineer: Bob Zhang
Probe: BBHA9120D_1457_1-18GHz	Polarity: Vertical
EUT: AX6000 Gigabit Wireless Extender	Power: AC 120V/60Hz
Test Mode: Transmit by 802.11ax-HE40 at 2427MHz	

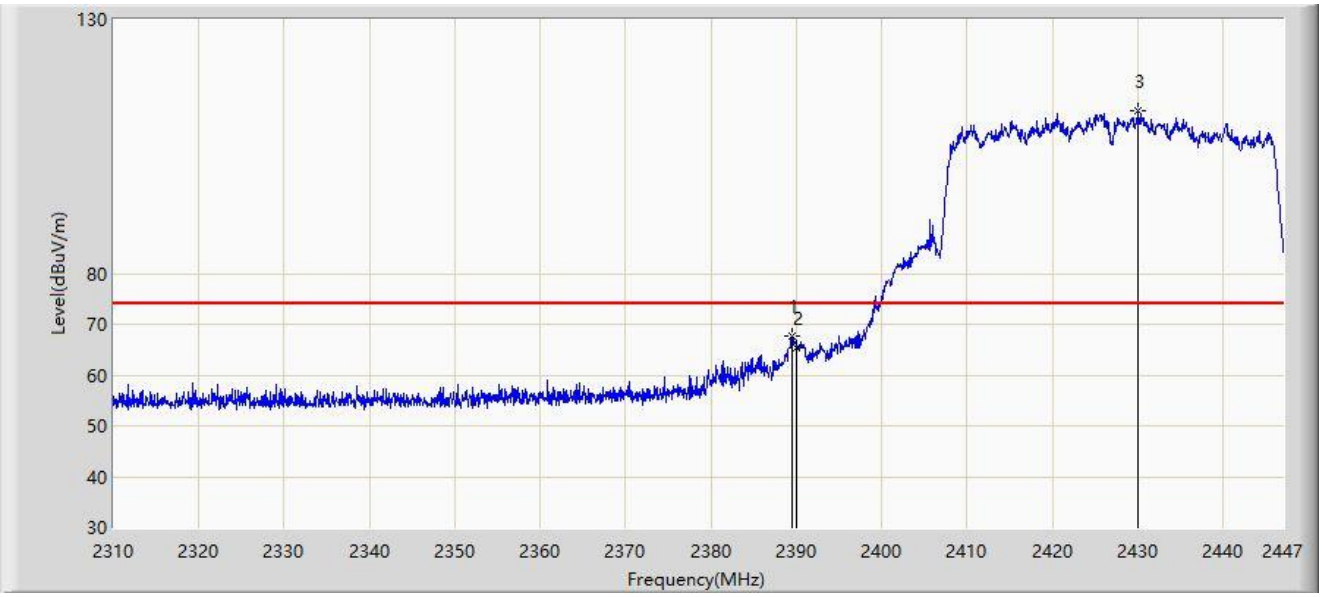

No	Mark	Frequency (MHz)	Measure Level (dBμV/m)	Reading Level (dBμV)	Margin (dB)	Limit (dBμV/m)	Factor (dB/m)	Type
1	*	2389.529	67.551	36.115	-6.449	74.000	31.436	PK
2		2390.000	65.442	34.009	-8.558	74.000	31.433	PK
3		2430.012	112.081	80.759	N/A	N/A	31.321	PK

Note 1: " * ", means this data is the worst emission level.

Note 2: Measure Level (dBμV/m) = Reading Level (dBμV) + Factor (dB/m).

Note 3: Factor (dB/m) = Cable Loss (dB) + Antenna Factor (dB/m).

Site: WZ-AC2	Test Date: 2022-08-17
Limit: FCC_2.4G_RE(3m)	Engineer: Bob Zhang
Probe: BBHA9120D_1457_1-18GHz	Polarity: Vertical
EUT: AX6000 Gigabit Wireless Extender	Power: AC 120V/60Hz
Test Mode: Transmit by 802.11ax-HE40 at 2427MHz	

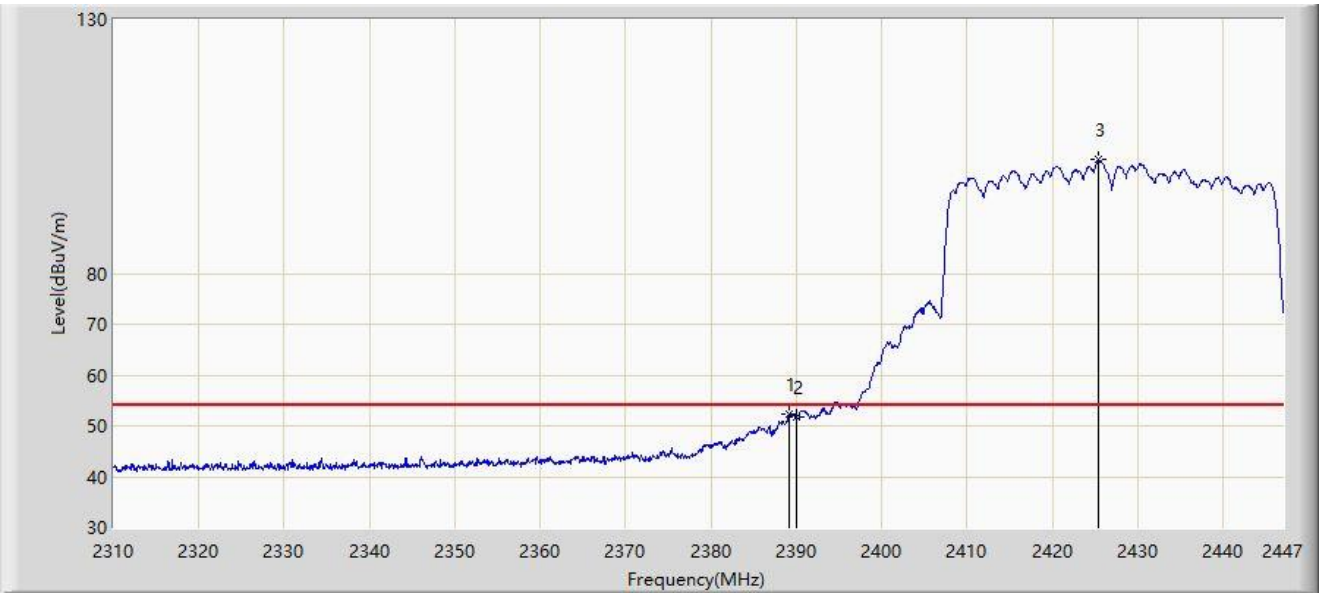

No	Mark	Frequency (MHz)	Measure Level (dBμV/m)	Reading Level (dBμV)	Margin (dB)	Limit (dBμV/m)	Factor (dB/m)	Type
1	*	2389.186	52.265	20.828	-1.735	54.000	31.437	AV
2		2390.000	51.601	20.168	-2.399	54.000	31.433	AV
3		2425.354	102.360	71.032	N/A	N/A	31.328	AV

Note 1: " * ", means this data is the worst emission level.

Note 2: Measure Level (dBμV/m) = Reading Level (dBμV) + Factor (dB/m).

Note 3: Factor (dB/m) = Cable Loss (dB) + Antenna Factor (dB/m).

Site: WZ-AC2	Test Date: 2022-07-14
Limit: FCC_2.4G_RE(3m)	Engineer: Bob Zhang
Probe: BBHA9120D_1457_1-18GHz	Polarity: Horizontal
EUT: AX6000 Gigabit Wireless Extender	Power: AC 120V/60Hz
Test Mode: Transmit by 802.11ax-HE40 at 2437MHz	

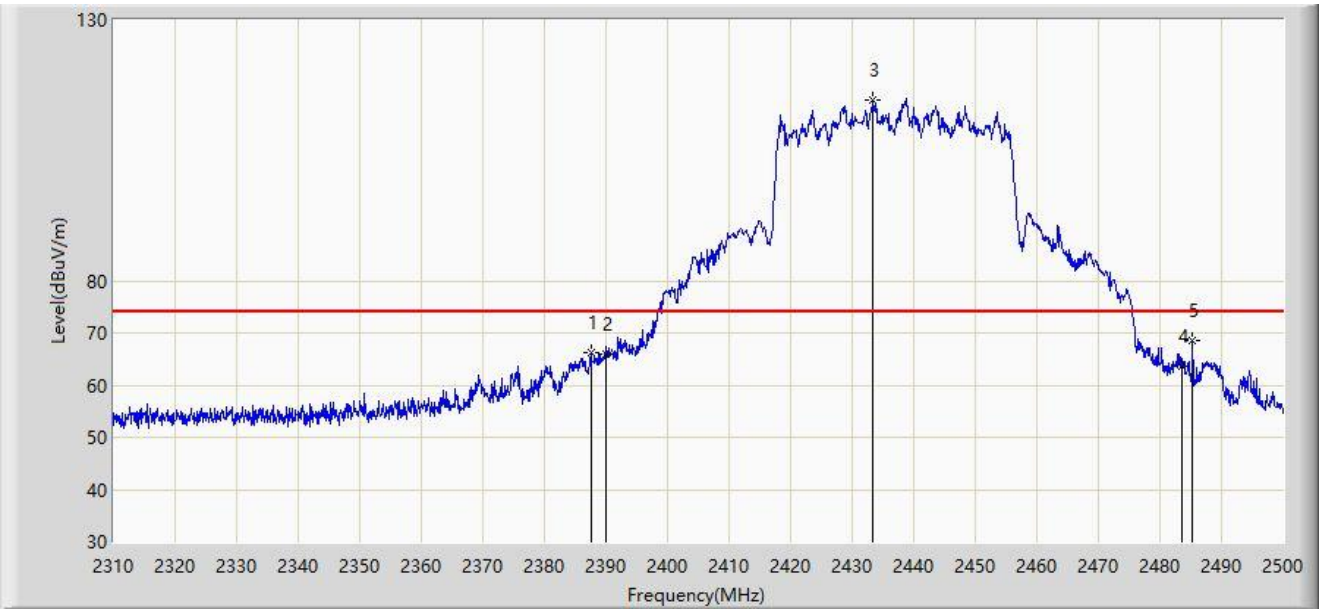

No	Mark	Frequency (MHz)	Measure Level (dBµV/m)	Reading Level (dBµV)	Margin (dB)	Limit (dBµV/m)	Factor (dB/m)	Type
1		2387.615	66.101	34.656	-7.899	74.000	31.445	PK
2		2390.000	65.966	34.533	-8.034	74.000	31.433	PK
3		2433.310	114.635	83.316	N/A	N/A	31.319	PK
4		2483.500	63.714	32.399	-10.286	74.000	31.315	PK
5	*	2485.275	68.470	37.152	-5.530	74.000	31.318	PK

Note 1: " * ", means this data is the worst emission level.

Note 2: Measure Level (dBµV/m) = Reading Level (dBµV) + Factor (dB/m).

Note 3: Factor (dB/m) = Cable Loss (dB) + Antenna Factor (dB/m).

Site: WZ-AC2	Test Date: 2022-07-14
Limit: FCC_2.4G_RE(3m)	Engineer: Bob Zhang
Probe: BBHA9120D_1457_1-18GHz	Polarity: Horizontal
EUT: AX6000 Gigabit Wireless Extender	Power: AC 120V/60Hz
Test Mode: Transmit by 802.11ax-HE40 at 2437MHz	

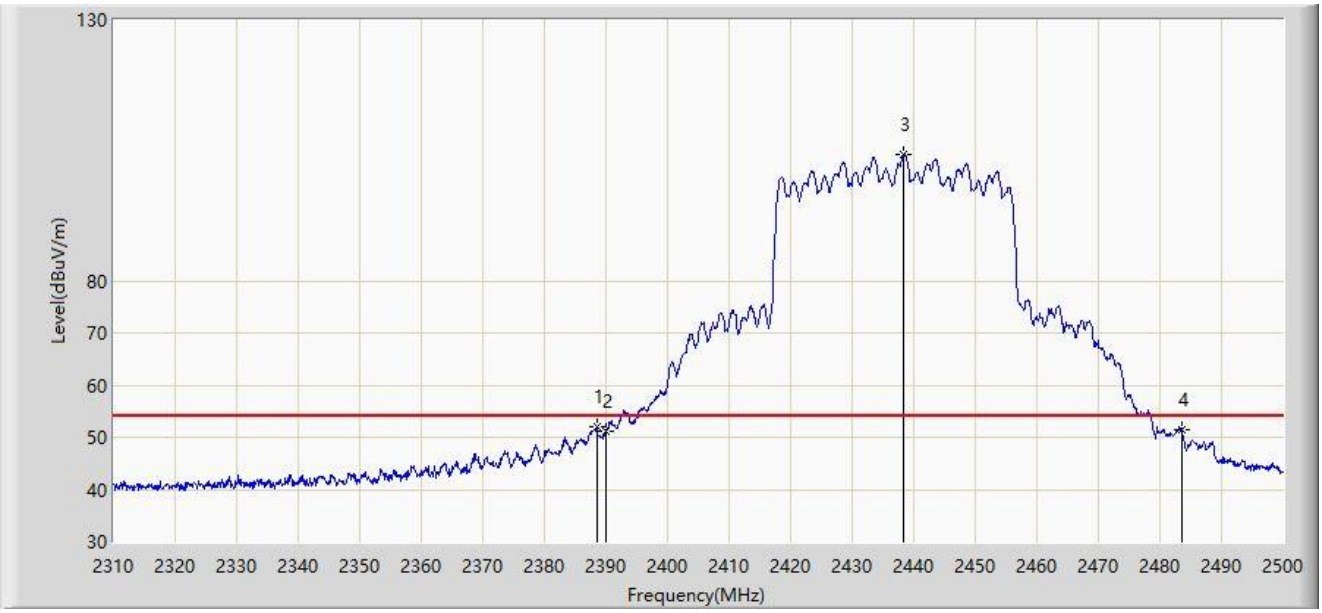

No	Mark	Frequency (MHz)	Measure Level (dBµV/m)	Reading Level (dBµV)	Margin (dB)	Limit (dBµV/m)	Factor (dB/m)	Type
1	*	2388.470	51.954	20.513	-2.046	54.000	31.441	AV
2		2390.000	51.174	19.741	-2.826	54.000	31.433	AV
3		2438.440	104.116	72.800	N/A	N/A	31.316	AV
4		2483.500	51.559	20.244	-2.441	54.000	31.315	AV

Note 1: " * ", means this data is the worst emission level.

Note 2: Measure Level (dBµV/m) = Reading Level (dBµV) + Factor (dB/m).

Note 3: Factor (dB/m) = Cable Loss (dB) + Antenna Factor (dB/m).

Site: WZ-AC2	Test Date: 2022-07-14
Limit: FCC_2.4G_RE(3m)	Engineer: Bob Zhang
Probe: BBHA9120D_1457_1-18GHz	Polarity: Vertical
EUT: AX6000 Gigabit Wireless Extender	Power: AC 120V/60Hz
Test Mode: Transmit by 802.11ax-HE40 at 2437MHz	

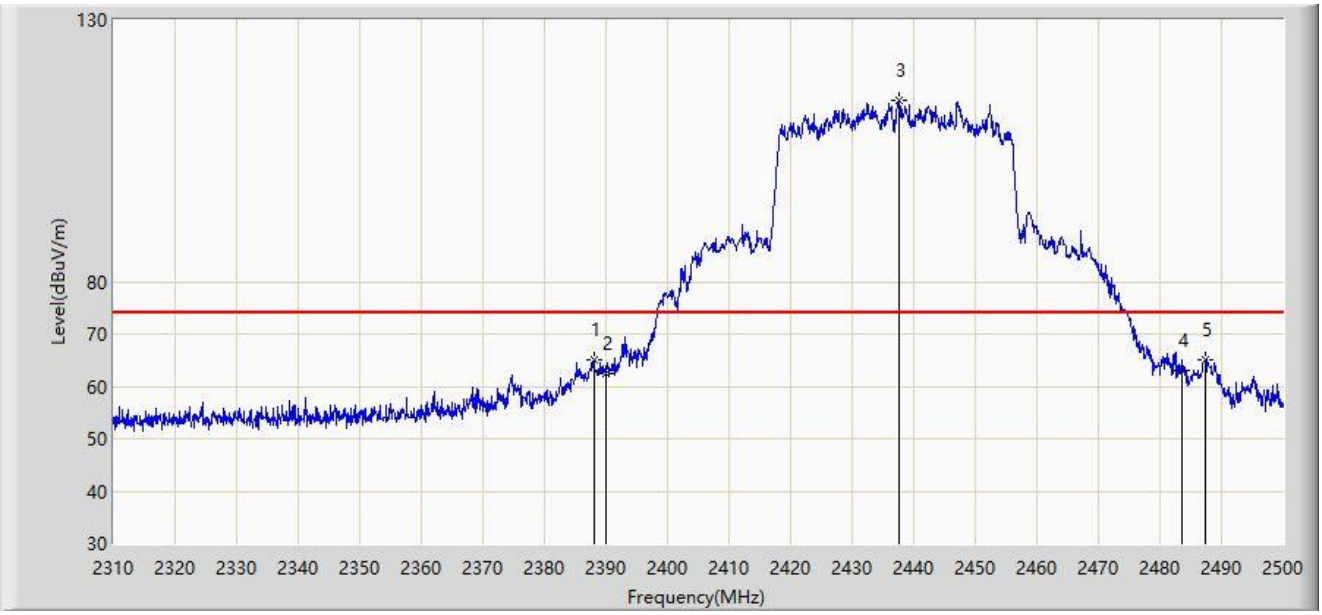

No	Mark	Frequency (MHz)	Measure Level (dBµV/m)	Reading Level (dBµV)	Margin (dB)	Limit (dBµV/m)	Factor (dB/m)	Type
1	*	2388.090	64.994	33.551	-9.006	74.000	31.443	PK
2		2390.000	62.576	31.143	-11.424	74.000	31.433	PK
3		2437.585	114.495	83.179	N/A	N/A	31.317	PK
4		2483.500	62.902	31.587	-11.098	74.000	31.315	PK
5		2487.460	64.953	33.631	-9.047	74.000	31.322	PK

Note 1: " * ", means this data is the worst emission level.

Note 2: Measure Level (dBµV/m) = Reading Level (dBµV) + Factor (dB/m).

Note 3: Factor (dB/m) = Cable Loss (dB) + Antenna Factor (dB/m).

Site: WZ-AC2	Test Date: 2022-07-14
Limit: FCC_2.4G_RE(3m)	Engineer: Bob Zhang
Probe: BBHA9120D_1457_1-18GHz	Polarity: Vertical
EUT: AX6000 Gigabit Wireless Extender	Power: AC 120V/60Hz
Test Mode: Transmit by 802.11ax-HE40 at 2437MHz	

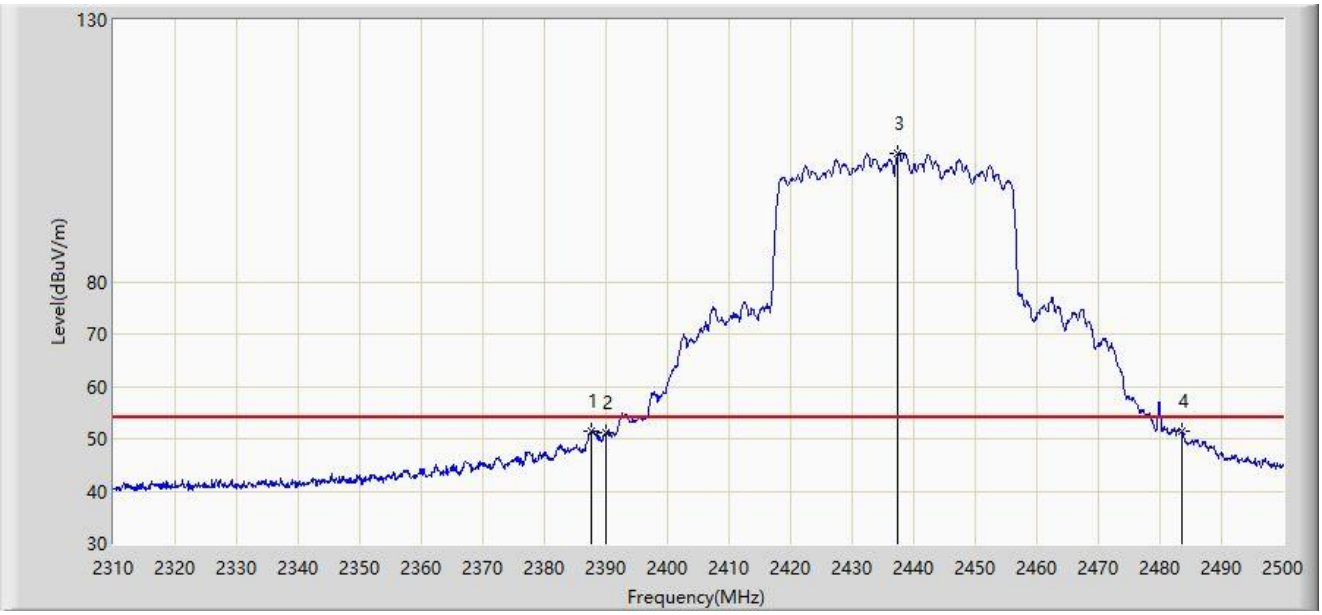

No	Mark	Frequency (MHz)	Measure Level (dBμV/m)	Reading Level (dBμV)	Margin (dB)	Limit (dBμV/m)	Factor (dB/m)	Type
1	*	2387.615	51.419	19.974	-2.581	54.000	31.445	AV
2		2390.000	51.094	19.661	-2.906	54.000	31.433	AV
3		2437.490	104.589	73.273	N/A	N/A	31.317	AV
4		2483.500	51.340	20.025	-2.660	54.000	31.315	AV

Note 1: " * ", means this data is the worst emission level.

Note 2: Measure Level (dBμV/m) = Reading Level (dBμV) + Factor (dB/m).

Note 3: Factor (dB/m) = Cable Loss (dB) + Antenna Factor (dB/m).

Site: WZ-AC2	Test Date: 2022-07-14
Limit: FCC_2.4G_RE(3m)	Engineer: Bob Zhang
Probe: BBHA9120D_1457_1-18GHz	Polarity: Horizontal
EUT: AX6000 Gigabit Wireless Extender	Power: AC 120V/60Hz
Test Mode: Transmit by 802.11ax-HE40 at 2452MHz	

No	Mark	Frequency (MHz)	Measure Level (dBμV/m)	Reading Level (dBμV)	Margin (dB)	Limit (dBμV/m)	Factor (dB/m)	Type
1		2451.312	114.041	82.705	N/A	N/A	31.336	PK
2		2483.500	63.910	32.595	-10.090	74.000	31.315	PK
3	*	2489.392	66.501	35.176	-7.499	74.000	31.325	PK

Note 1: " * ", means this data is the worst emission level.

Note 2: Measure Level (dBμV/m) = Reading Level (dBμV) + Factor (dB/m).

Note 3: Factor (dB/m) = Cable Loss (dB) + Antenna Factor (dB/m).

Site: WZ-AC2	Test Date: 2022-07-14
Limit: FCC_2.4G_RE(3m)	Engineer: Bob Zhang
Probe: BBHA9120D_1457_1-18GHz	Polarity: Horizontal
EUT: AX6000 Gigabit Wireless Extender	Power: AC 120V/60Hz
Test Mode: Transmit by 802.11ax-HE40 at 2452MHz	

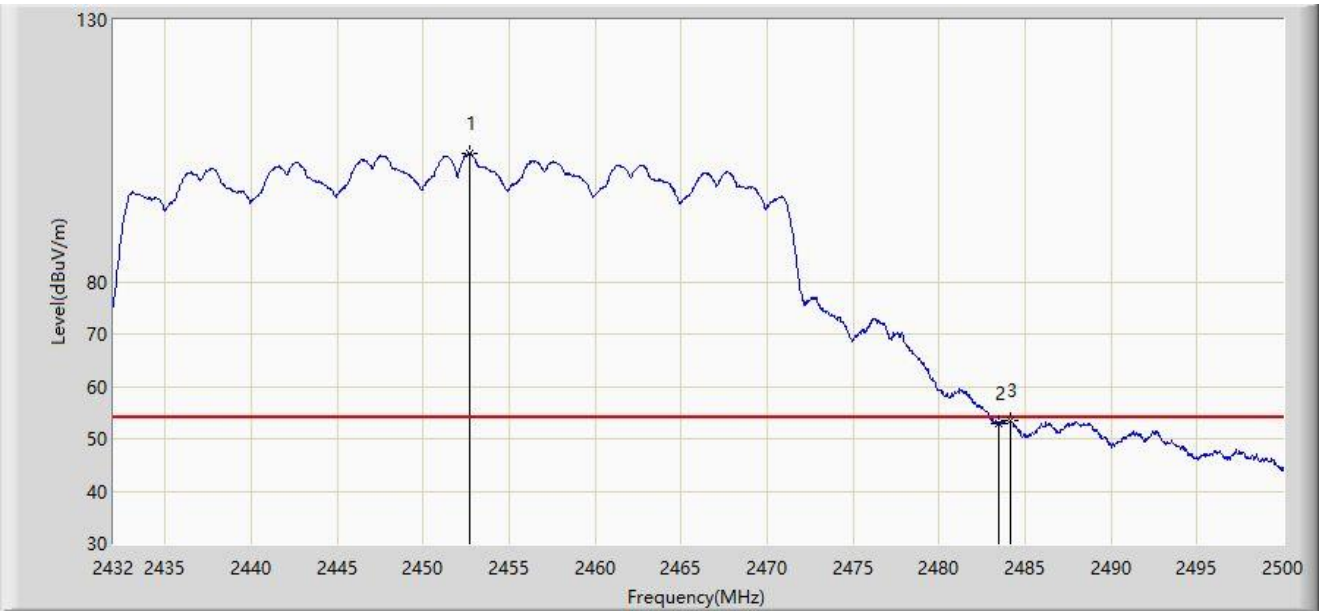

No	Mark	Frequency (MHz)	Measure Level (dBμV/m)	Reading Level (dBμV)	Margin (dB)	Limit (dBμV/m)	Factor (dB/m)	Type
1		2452.672	104.457	73.119	N/A	N/A	31.338	AV
2		2483.500	53.014	21.699	-0.986	54.000	31.315	AV
3	*	2484.122	53.501	22.185	-0.499	54.000	31.316	AV

Note 1: " * ", means this data is the worst emission level.

Note 2: Measure Level (dBμV/m) = Reading Level (dBμV) + Factor (dB/m).

Note 3: Factor (dB/m) = Cable Loss (dB) + Antenna Factor (dB/m).

Site: WZ-AC2	Test Date: 2022-07-14
Limit: FCC_2.4G_RE(3m)	Engineer: Bob Zhang
Probe: BBHA9120D_1457_1-18GHz	Polarity: Vertical
EUT: AX6000 Gigabit Wireless Extender	Power: AC 120V/60Hz
Test Mode: Transmit by 802.11ax-HE40 at 2452MHz	

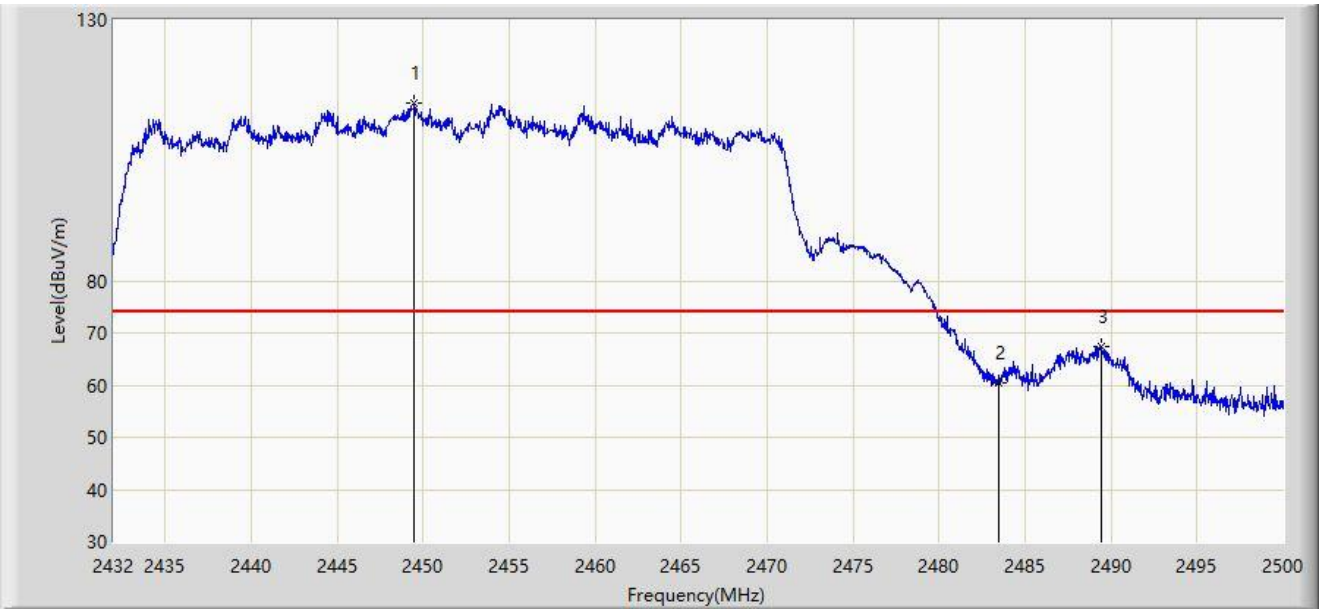

No	Mark	Frequency (MHz)	Measure Level (dBμV/m)	Reading Level (dBμV)	Margin (dB)	Limit (dBμV/m)	Factor (dB/m)	Type
1		2449.510	114.095	82.763	N/A	N/A	31.332	PK
2		2483.500	60.334	29.019	-13.666	74.000	31.315	PK
3	*	2489.460	67.523	36.198	-6.477	74.000	31.325	PK

Note 1: " * ", means this data is the worst emission level.

Note 2: Measure Level (dBμV/m) = Reading Level (dBμV) + Factor (dB/m).

Note 3: Factor (dB/m) = Cable Loss (dB) + Antenna Factor (dB/m).

Site: WZ-AC2	Test Date: 2022-07-14
Limit: FCC_2.4G_RE(3m)	Engineer: Bob Zhang
Probe: BBHA9120D_1457_1-18GHz	Polarity: Vertical
EUT: AX6000 Gigabit Wireless Extender	Power: AC 120V/60Hz
Test Mode: Transmit by 802.11ax-HE40 at 2452MHz	

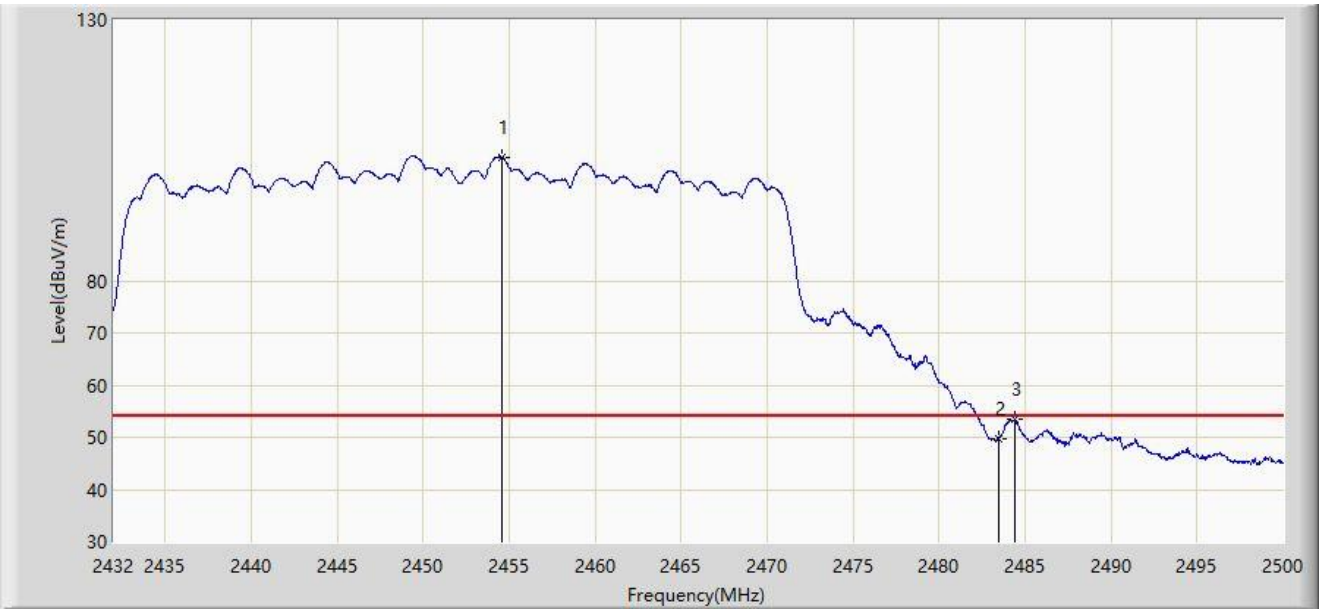

No	Mark	Frequency (MHz)	Measure Level (dBμV/m)	Reading Level (dBμV)	Margin (dB)	Limit (dBμV/m)	Factor (dB/m)	Type
1		2454.576	103.767	72.425	N/A	N/A	31.341	AV
2		2483.500	49.735	18.420	-4.265	54.000	31.315	AV
3	*	2484.394	53.363	22.047	-0.637	54.000	31.316	AV

Note 1: " * ", means this data is the worst emission level.

Note 2: Measure Level (dBμV/m) = Reading Level (dBμV) + Factor (dB/m).

Note 3: Factor (dB/m) = Cable Loss (dB) + Antenna Factor (dB/m).

A.8 AC Conducted Emissions Test Result

Site: WZ-SR2	Test Date: 2022-07-27
Limit: FCC_Part15.207_CE_AC Power	Engineer: Alin Zhou
Probe: ENV216_101683_Filter Off_E	Polarity: Line
EUT: AX6000 Gigabit Wireless Extender	Power: AC 120V/60Hz
Test Mode: Transmit by 802.11g at Channel 2437MHz	

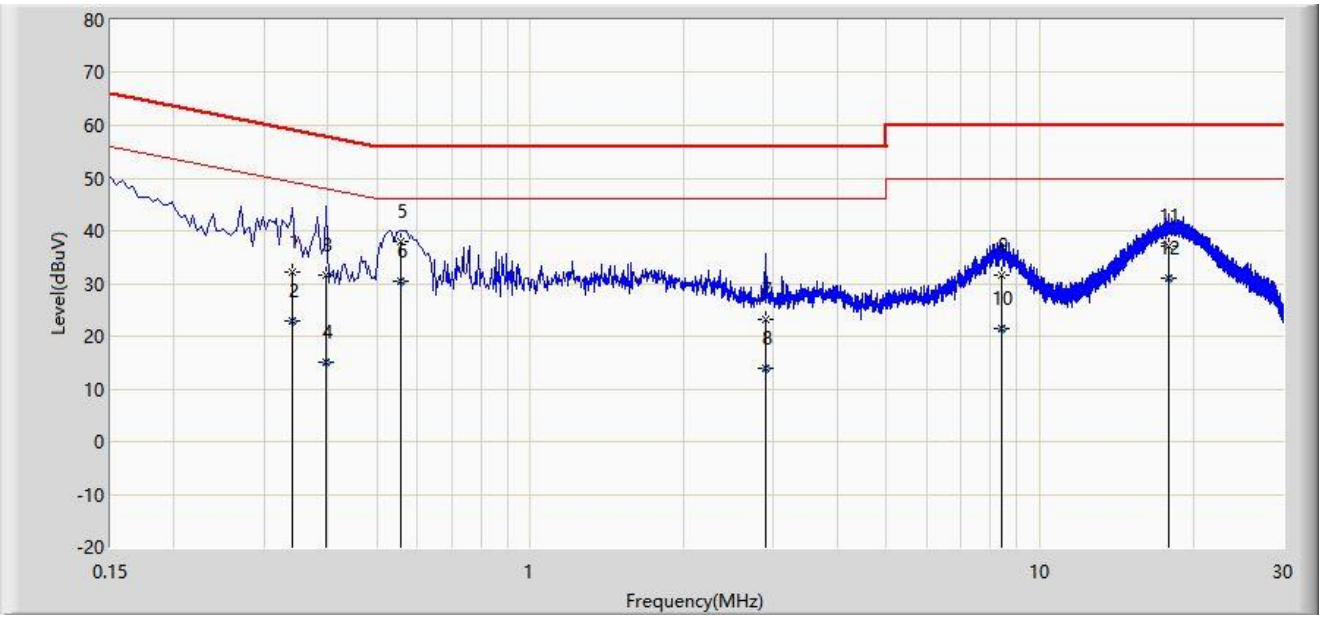

No	Mark	Frequency (MHz)	Measure Level (dBμV)	Reading Level (dBμV)	Margin (dB)	Limit (dBμV)	Factor (dB)	Type
1		0.342	32.082	22.169	-27.073	59.155	9.913	QP
2		0.342	22.861	12.949	-26.293	49.155	9.913	AV
3		0.398	31.512	21.586	-26.383	57.895	9.926	QP
4		0.398	15.202	5.276	-32.693	47.895	9.926	AV
5		0.558	38.086	28.137	-17.914	56.000	9.949	QP
6	*	0.558	30.485	20.535	-15.515	46.000	9.949	AV
7		2.902	23.149	12.977	-32.851	56.000	10.171	QP
8		2.902	13.951	3.779	-32.049	46.000	10.171	AV
9		8.410	31.585	20.754	-28.415	60.000	10.831	QP
10		8.410	21.306	10.475	-28.694	50.000	10.831	AV
11		17.874	37.071	25.690	-22.929	60.000	11.381	QP
12		17.874	30.878	19.497	-19.122	50.000	11.381	AV

Note 1: " * ", means this data is the worst emission level.

Note 2: Measure Level (dBμV) = Reading Level (dBμV) + Factor (dB).

Note 3: Factor (dB) = Cable Loss (dB) + LISN Factor (dB).

Site: WZ-SR2	Test Date: 2022-07-27
Limit: FCC_Part15.207_CE_AC Power	Engineer: Alin Zhou
Probe: ENV216_101683_Filter Off_E	Polarity: Neutral
EUT: AX6000 Gigabit Wireless Extender	Power: AC 120V/60Hz
Test Mode: Transmit by 802.11g at Channel 2437MHz	

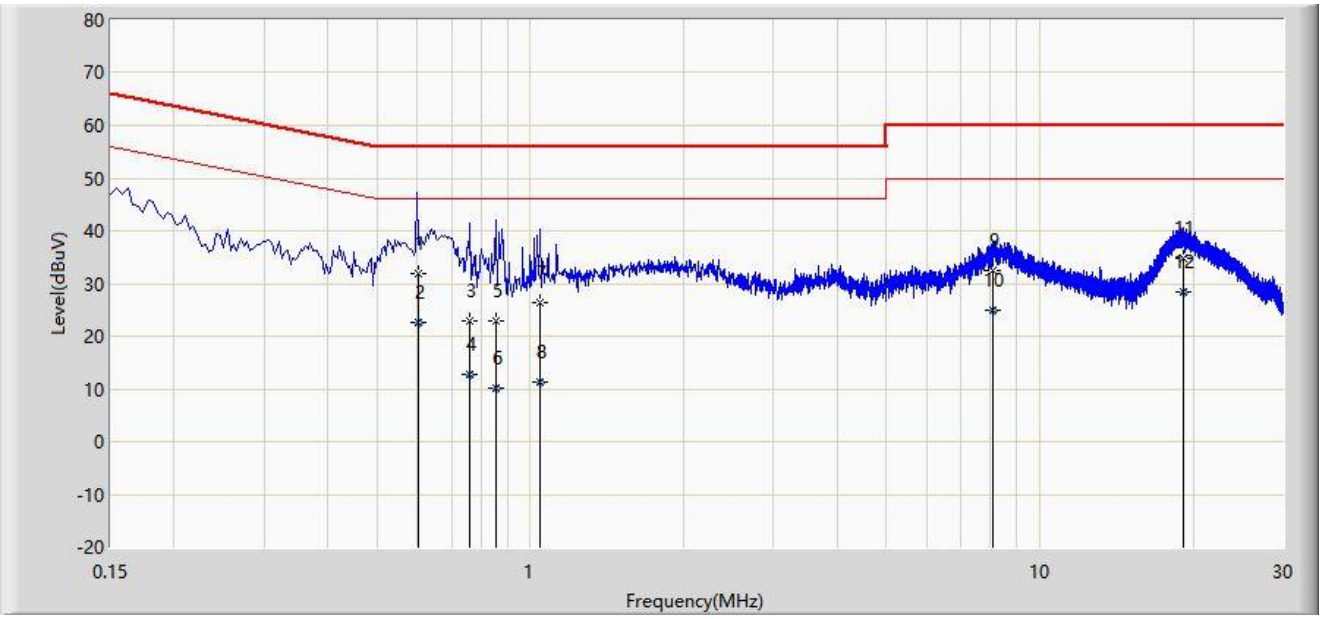

No	Mark	Frequency (MHz)	Measure Level (dBμV)	Reading Level (dBμV)	Margin (dB)	Limit (dBμV)	Factor (dB)	Type
1		0.601	31.997	22.029	-24.003	56.000	9.969	QP
2		0.601	22.682	12.713	-23.318	46.000	9.969	AV
3		0.762	22.972	12.990	-33.028	56.000	9.982	QP
4		0.762	12.684	2.702	-33.316	46.000	9.982	AV
5		0.854	22.968	12.978	-33.032	56.000	9.989	QP
6		0.854	10.145	0.155	-35.855	46.000	9.989	AV
7		1.046	26.288	16.287	-29.712	56.000	10.001	QP
8		1.046	11.419	1.418	-34.581	46.000	10.001	AV
9		8.090	32.390	21.553	-27.610	60.000	10.837	QP
10		8.090	24.924	14.087	-25.076	50.000	10.837	AV
11		19.110	34.862	23.350	-25.138	60.000	11.512	QP
12	*	19.110	28.427	16.915	-21.573	50.000	11.512	AV

Note 1: " * ", means this data is the worst emission level.

Note 2: Measure Level (dBμV) = Reading Level (dBμV) + Factor (dB).

Note 3: Factor (dB) = Cable Loss (dB) + LISN Factor (dB).

Appendix B - Test Setup Photograph

Refer to “2406RSU049-UT” file.

Appendix C - EUT Photograph

Refer to “2406RSU049-UE” file.

The End